

**Hungaroring**  
**GT Cup Open Europe**  
**Free Practice - 2**  
**Provisional Results**




Cls	Nº	Entrant/Team	Nat	Driver 1	Nat	Driver 2	Nat	Vehicle	Cat	Cls	Laps	Best	Time	Gap	Interval	Km/h
1	51	Ombra Racing	ITA	Aldo Festante	ITA			Porsche 911 GT3 Cup 2018	PROAM	1	16	4	1:50.858			142.2
2	99	Sports and You	PRT	Antonio Coimbra	PRT	Luis Silva	PRT	Mercedes AMG GT4 HP 2019	AM	1	23	19	1:51.656	0.798	0.798	141.2
3	77	Team Virage	POL	Robert Hefler	HUN	Philippe Valenza	ESP	Aston Martin Vantage	PROAM	2	21	11	1:52.077	1.219	0.421	140.7
4	26	NM Racing Team	ESP	Albert Estragues	ESP			Transam Euro 2018	AM	2	15	12	1:52.240	1.382	0.163	140.5
5	13	Baporo Motorsport	ESP	Jaume Font	ESP			Porsche 991 Cup MY 2018	AM	3	22	14	1:52.311	1.453	0.071	140.4
6	10	Baporo Motorsport	ESP	Daniel Díaz-Varela	ESP	Manel Cerqueda	AND	Audi R8 LMS	AM	4	18	3	1:52.471	1.613	0.160	140.2
7	40	Racing Trevor	SVK	Gregor Zsigo	SVK	Csaba Walter	HUN	BMW M4	AM	5	15	7	1:53.822	2.964	1.351	138.5
8	88	Team Virage	POL	Stephane Adler	FRA	Michael Blanchemain	FRA	Aston Martin Vantage	AM	6	25	11	1:54.702	3.844	0.880	137.5

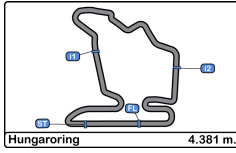
CAR 10 TIME 1:51.833 DELETED TRACK LIMITS AT T 11  
 CAR 99 TIME 1:54.160 DELETED TRACK LIMITS AT T 11  
 CAR 51 TIME 1:50.667 DELETED TRACK LIMITS AT T 11

Published at:.....

Track Temp: 44.0 °C    Air Temp: 31.1 °C    Humidity: 37 %    Track Status: DRY

<b>Stewards:</b>	<b>Race Director:</b>	<b>Timekeeper:</b> 
------------------	-----------------------	----------------------------------------------------------------------------------------------------------





**Hungaroring**  
**GT Cup Open Europe**  
**Free Practice - 2**  
**Provisional Results by Class**



Cls	Nº	Entrant/Team	Nat	Driver 1	Nat	Driver 2	Nat	Vehicle	Cat	Cls	Laps	Best	Time	Gap	Interval	Km/h
<b>PROAM</b>																
1	51	Ombra Racing	ITA	Aldo Festante	ITA			Porsche 911 GT3 Cup 2018	PROAM	1	16	4	1:50.858			142.2
2	77	Team Virage	HUN	Robert Hefler	HUN	Philippe Valenza	ESP	Aston Martin Vantage	PROAM	2	21	11	1:52.077	1.219	1.219	140.7
<b>AM</b>																
1	99	Sports and You	PRT	Antonio Coimbra	PRT	Luis Silva	PRT	Mercedes AMG GT4 HP 2019	AM	1	23	19	1:51.656			141.2
2	26	NM Racing Team	ESP	Albert Estragues	ESP			Transam Euro 2018	AM	2	15	12	1:52.240	0.584	0.584	140.5
3	13	Baporo Motorsport	ESP	Jaume Font	ESP			Porsche 991 Cup MY 2018	AM	3	22	14	1:52.311	0.655	0.071	140.4
4	10	Baporo Motorsport	ESP	Daniel Díaz-Varela	ESP	Manel Cerqueda	AND	Audi R8 LMS	AM	4	18	3	1:52.471	0.815	0.160	140.2
5	40	Racing Trevor	SVK	Gregor Zsigo	SVK	Csaba Walter	HUN	BMW M4	AM	5	15	7	1:53.822	2.166	1.351	138.5
6	88	Team Virage	FRA	Stephane Adler	FRA	Michael Blanchemain	FRA	Aston Martin Vantage	AM	6	25	11	1:54.702	3.046	0.880	137.5

Published at:.....

Track Temp: 44.0 °C    Air Temp: 31.1 °C    Humidity: 37 %    Track Status: DRY

<b>Stewards:</b>	<b>Race Director:</b>	<b>Timekeeper:</b> 
------------------	-----------------------	----------------------------------------------------------------------------------------------------------





**Hungaroring**  
**GT Cup Open Europe**  
**Free Practice - 2**  
**Lap Analysis**



10

1 Daniel Díaz-Varela

Audi R8 LMS

26

1 Albert Estragues

Transam Euro 2018

AM

2 Manel Cerqueda

Baporo Motorsport

AM

2

NM Racing Team

Lap D	Time	Sector 1	Sector 2	Sector 3	T. Spd	Elapsed
1	15:23:07.096	15:21:43.208	48.755	35.133		15:23:07.096
2	1:54.786	40.027	42.436	32.323	224.5	15:25:01.882
3	1:52.471	39.590	41.788	31.093	225.9	15:26:54.353
4	<del>1:54.833</del>	39.097	41.560	31.176	226.4	15:28:46.186
5	1:57.618 P	39.185	41.705	36.728	226.4	15:30:43.804
6	4:27.405	3:12.716	42.817	31.872		15:35:11.209
7	1:53.724	39.836	42.503	31.385	221.7	15:37:04.933
8	1:53.780	39.891	42.341	31.548	223.1	15:38:58.713
9	1:53.186	39.418	42.165	31.603	224.0	15:40:51.899
10	1:59.065 P	40.149	43.633	35.283	223.1	15:42:50.964
11	4:50.444	3:36.051	42.921	31.472		15:47:41.408
12	1:54.394	40.011	43.003	31.380	221.7	15:49:35.802
13	1:53.193	39.627	42.056	31.510	222.6	15:51:28.995
14	2:02.443 P	39.842	47.120	35.481	221.7	15:53:31.438
15	3:50.476	2:33.262	44.537	32.677		15:57:21.914
16	1:53.273	39.719	41.872	31.682	224.0	15:59:15.187
17	1:53.240	40.032	41.640	31.568	225.4	16:01:08.427
18	2:02.359 P	39.434	42.059	40.866	225.4	16:03:10.786

13

1 Jaume Font

Porsche 991 Cup MY 2018

AM

2

Baporo Motorsport

Lap D	Time	Sector 1	Sector 2	Sector 3	T. Spd	Elapsed
1	15:13:06.364	15:11:49.077	44.866	32.421		15:13:06.364
2	1:54.337	40.212	42.507	31.618	217.3	15:15:00.701
3	1:52.661	39.765	41.509	31.387	218.6	15:16:53.362
4	1:52.922	39.504	41.873	31.545	219.9	15:18:46.284
5	1:53.108	39.630	42.059	31.419	219.9	15:20:39.392
6	1:53.214	39.852	41.784	31.578	220.4	15:22:32.606
7	1:53.194	39.464	42.159	31.571	219.9	15:24:25.800
8	1:53.169	39.641	41.864	31.664	219.0	15:26:18.969
9	2:06.907 P	40.945	44.942	41.020	220.4	15:28:25.876
10	5:22.310	4:08.242	42.642	31.426		15:33:48.186
11	1:53.156	39.998	41.682	31.476	219.0	15:35:41.342
12	1:53.090	39.900	41.678	31.512	219.9	15:37:34.432
13	1:53.432	39.560	42.122	31.750	220.8	15:39:27.864
14	1:52.311	39.431	41.681	31.199	220.8	15:41:20.175
15	1:52.400	39.530	41.609	31.261	220.8	15:43:12.575
16	1:52.456	39.572	41.504	31.380	221.3	15:45:05.031
17	1:52.629	39.698	41.435	31.496	218.1	15:46:57.660
18	2:08.861 P	42.357	46.586	39.918	220.8	15:49:06.521
19	5:08.016	3:54.809	41.618	31.589		15:54:14.537
20	1:52.381	39.368	41.626	31.387	219.5	15:56:06.918
21	1:53.198	39.768	41.880	31.550	219.9	15:58:00.116
22	2:13.126 P	41.489	51.037	40.600	197.4	16:00:13.242

Lap D	Time	Sector 1	Sector 2	Sector 3	T. Spd	Elapsed
1	15:15:26.401	15:14:05.027	48.050	33.324		15:15:26.401
2	1:56.061	41.462	42.834	31.765	222.2	15:17:22.462
3	1:54.167	40.412	41.861	31.894	224.5	15:19:16.629
4	1:52.667	39.590	41.483	31.594	225.9	15:21:09.296
5	1:52.922	39.815	41.619	31.488	225.4	15:23:02.218
6	1:52.382	39.903	41.130	31.349	225.0	15:24:54.600
7	1:52.520	39.723	41.303	31.494	225.0	15:26:47.120
8	2:00.777 P	40.640	42.283	37.854	225.4	15:28:47.897
9	6:37.662	5:21.427	43.959	32.276		15:35:25.559
10	1:52.866	39.950	41.413	31.503	224.5	15:37:18.425
11	2:00.025	39.733	47.253	33.039	225.9	15:39:18.450
12	1:52.240	39.780	41.246	31.214	225.9	15:41:10.690
13	1:52.618	39.832	41.365	31.421	226.4	15:43:03.308
14	2:05.874 P	42.642	43.811	39.421	226.8	15:45:09.182
15	7:47.786 P	6:16.688	48.455	42.643		15:52:56.968

40

1 Gregor Zsigo

BMW M4

AM

2 Csaba Walter

Racing Trevor

Lap D	Time	Sector 1	Sector 2	Sector 3	T. Spd	Elapsed
1	15:12:40.356	15:11:17.802	48.724	33.830		15:12:40.356
2	2:00.331	42.324	44.922	33.085	216.0	15:14:40.687
3	1:58.334	42.688	43.143	32.503	214.7	15:16:39.021
4	1:57.402	41.660	43.439	32.303	217.7	15:18:36.423
5	2:07.793 P	42.274	44.083	41.436	216.8	15:20:44.216
6	6:53.693	5:39.191	42.203	32.299		15:27:37.909
7	1:53.822	40.221	41.942	31.659	220.8	15:29:31.731
8	1:54.095	40.140	42.150	31.805	216.4	15:31:25.826
9	1:57.711 P	40.466	42.181	35.064	216.4	15:33:23.537
10	5:20.556	4:04.638	43.341	32.577		15:38:44.093
11	1:56.641	40.980	43.552	32.109	216.0	15:40:40.734
12	1:57.542	41.096	44.125	32.321	217.3	15:42:38.276
13	1:57.964	41.816	43.796	32.352	215.5	15:44:36.240
14	1:56.101	41.114	42.675	32.312	217.3	15:46:32.341
15	2:06.085 P	41.968	43.522	40.595	217.3	15:48:38.426

51

1 Aldo Festante

Porsche 911 GT3 Cup 2018

PROAM

2

Ombra Racing

Lap D	Time	Sector 1	Sector 2	Sector 3	T. Spd	Elapsed
1	15:24:31.659	15:23:18.100	42.457	31.102		15:24:31.659
2	1:51.032	39.221	40.908	30.903	220.4	15:26:22.691
3	1:50.936	39.198	40.837	30.901	222.6	15:28:13.627
4	1:50.858	39.188	40.843	30.827	221.7	15:30:04.485
5	2:05.352 P	42.384	43.814	39.154	221.3	15:32:09.837
6	4:11.921	2:56.252	44.251	31.418		15:36:21.758
7	1:51.474	39.334	40.956	31.184	220.4	15:38:13.232
8	2:03.334	47.224	43.983	32.127	220.4	15:40:16.566
9	1:51.310	39.294	40.904	31.112	220.4	15:42:07.876
10	2:06.301 P	43.584	44.680	38.037	219.9	15:44:14.177
11	6:00.364	4:43.482	45.212	31.670		15:50:14.541
12	4:50.667	39.229	40.733	30.705	219.0	15:52:05.208
13	1:51.509	39.386	41.231	30.892	220.4	15:53:56.717
14	1:51.843	39.244	40.835	31.764	220.4	15:55:48.560
15	2:01.468 P	39.696	43.693	38.079	221.3	15:57:50.028
16	3:20.567 P	1:55.126	46.009	39.432		16:01:10.595





**Hungaroring**  
**GT Cup Open Europe**  
**Free Practice - 2**  
**Lap Analysis**



**77**

1 Robert Hefler  
 Aston Martin Vantage  
 PROAM 2 Philippe Valenza  
 Team Virage

**99**

1 Antonio Coimbra  
 Mercedes AMG GT4 HP 2019  
 AM 2 Luis Silva  
 Sports and You

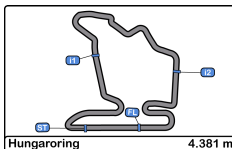
Lap	D	Time	Sector 1	Sector 2	Sector 3	T. Spd	Elapsed	Lap	D	Time	Sector 1	Sector 2	Sector 3	T. Spd	Elapsed
1		15:12:14.755	15:10:53.575	48.547	32.633		15:12:14.755	1		15:15:52.136	15:14:28.009	49.248	34.879		15:15:52.136
2		1:56.907	40.471	43.135	33.301	222.2	15:14:11.662	2		1:59.007	41.602	44.782	32.623	221.3	15:17:51.143
3		1:54.700	40.340	42.412	31.948	222.2	15:16:06.362	3		1:55.591	40.823	42.972	31.796	221.7	15:19:46.734
4		1:54.815	40.256	42.530	32.029	222.2	15:18:01.177	4		1:54.702	40.281	42.504	31.917	224.5	15:21:41.436
5		1:54.669	40.181	42.390	32.098	221.7	15:19:55.846	5		1:54.867	40.301	42.602	31.964	220.8	15:23:36.303
6		1:54.201	40.090	42.267	31.844	221.3	15:21:50.047	6		1:54.288	40.246	42.314	31.728	222.6	15:25:30.591
7		2:00.216 P	40.070	42.362	37.784	223.1	15:23:50.263	7		1:54.003	40.092	42.242	31.669	223.1	15:27:24.594
8		6:06.449	4:51.325	42.964	32.160		15:29:56.712	8		<del>1:54.160</del>	40.096	42.117	31.947	224.5	15:29:18.754
9		1:53.028	40.170	41.332	31.526	222.2	15:31:49.740	9		2:04.664 P	40.658	46.443	37.563	225.4	15:31:23.418
10		1:52.443	39.612	41.386	31.445	222.6	15:33:42.183	10		6:09.148	4:45.772	46.142	37.234		15:37:32.566
11		<b>1:52.077</b>	<b>39.567</b>	<b>41.264</b>	<b>31.246</b>	221.7	15:35:34.260	11		1:52.713	39.696	41.989	31.028	225.4	15:39:25.279
12		1:53.297	39.626	42.105	31.566	223.1	15:37:27.557	12		1:51.909	39.200	41.482	31.227	226.4	15:41:17.188
13		1:53.231	39.674	41.803	31.754	222.2	15:39:20.788	13		1:52.252	39.355	41.677	31.220	226.4	15:43:09.440
14		1:53.616	40.142	41.865	31.609	222.6	15:41:14.404	14		1:53.104	39.469	42.035	31.600	226.4	15:45:02.544
15		1:57.127 P	39.699	41.828	35.600	222.2	15:43:11.531	15		1:52.604	39.656	41.675	31.273	225.9	15:46:55.148
16		7:53.776	6:38.461	43.139	32.176		15:51:05.307	16		1:52.525	39.492	41.744	31.289	225.9	15:48:47.673
17		1:53.278	39.938	41.743	31.597	222.6	15:52:58.585	17		1:52.051	39.424	41.629	30.998	225.4	15:50:39.724
18		1:53.446	39.854	42.022	31.570	221.3	15:54:52.031	18		1:53.784	39.781	42.819	31.184	226.4	15:52:33.508
19		1:52.795	39.809	41.545	31.441	223.6	15:56:44.826	19		<b>1:51.656</b>	39.297	<b>41.371</b>	30.988	225.9	15:54:25.164
20		1:52.789	39.711	41.506	31.572	222.6	15:58:37.615	20		1:51.774	<b>39.118</b>	41.620	31.036	226.4	15:56:16.938
21		1:59.849 P	39.659	41.993	38.197	223.1	16:00:37.464	21		1:52.048	39.254	41.831	<b>30.963</b>	226.4	15:58:08.986
22								22		1:53.239	39.419	42.676	31.144	226.8	16:00:02.225
23								23		1:57.547 P	39.440	42.312	35.795	227.8	16:01:59.772

**88**

1 Stephane Adler  
 Aston Martin Vantage  
 AM 2 Michael Blanchemain  
 Team Virage

Lap	D	Time	Sector 1	Sector 2	Sector 3	T. Spd	Elapsed
1		15:12:11.118	15:10:49.466	46.715	34.937		15:12:11.118
2		2:01.387	42.204	44.690	34.493	217.3	15:14:12.505
3		1:56.853	41.019	43.111	32.723	223.1	15:16:09.358
4		1:56.430	40.784	42.950	32.696	223.1	15:18:05.788
5		1:56.140	40.686	43.040	32.414	220.8	15:20:01.928
6		1:56.571	40.838	42.975	32.758	221.7	15:21:58.499
7		1:56.238	40.870	43.076	32.292	217.3	15:23:54.737
8		2:02.287 P	40.849	43.604	37.834	221.3	15:25:57.024
9		4:51.800	3:35.083	43.830	32.887		15:30:48.824
10		1:56.096	40.934	42.885	32.277	220.4	15:32:44.920
11		<b>1:54.702</b>	40.291	<b>42.328</b>	32.083	222.2	15:34:39.622
12		1:55.714	40.617	42.654	32.443	222.2	15:36:35.336
13		3:11.514 P	40.666	1:49.391	41.457	222.2	15:39:46.850
14		4:13.776	2:56.762	44.688	32.326		15:44:00.626
15		1:56.258	40.304	43.588	32.366	220.4	15:45:56.884
16		1:55.837	40.420	43.349	32.068	220.4	15:47:52.721
17		1:55.884	40.515	43.386	31.983	221.7	15:49:48.605
18		1:55.756	40.768	42.905	32.083	221.3	15:51:44.361
19		1:55.299	40.471	42.791	32.037	221.3	15:53:39.660
20		1:56.256	40.888	42.891	32.477	219.0	15:55:35.916
21		1:55.505	40.755	42.851	<b>31.899</b>	221.7	15:57:31.421
22		1:55.481	40.743	42.706	32.032	222.2	15:59:26.902
23		1:55.362	<b>40.283</b>	43.028	32.051	221.7	16:01:22.264
24		<del>2:17.966</del>	48.468	49.379	40.119	193.2	16:03:40.230
25		2:19.575 P	48.781	46.970	43.824	137.2	16:05:59.805



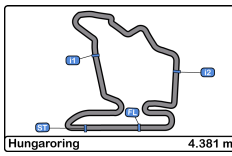


**Hungaroring**  
**GT Cup Open Europe**  
**Free Practice - 2**  
**Best Sectors Results**



Sector - 1				Sector - 2				Sector - 3				Ideal Lap vs Best Lap				
Clas	Nº	Driver	Time	Nº	Driver	Time	Nº	Driver	Time	Clas	Nº	Driver	Ideal Lap	Best Lap	Clas	
1	10	Díaz-Varela - Cerqueda	39.097	51	Aldo Festante	40.733	51	Aldo Festante	30.705	1	51	Aldo Festante	1:50.626	1:50.858	1	
2	99	Coimbra - Silva	39.118	26	Albert Estragues	41.130	99	Coimbra - Silva	30.963	2	99	Coimbra - Silva	1:51.452	1:51.656	2	
3	51	Aldo Festante	39.188	77	Hefler - Valenza	41.264	10	Díaz-Varela - Cerqueda	31.093	3	10	Díaz-Varela - Cerqueda	1:51.750	1:52.471	6	
4	13	Jaume Font	39.368	99	Coimbra - Silva	41.371	13	Jaume Font	31.199	4	26	Albert Estragues	1:51.934	1:52.240	4	
5	77	Hefler - Valenza	39.567	13	Jaume Font	41.435	26	Albert Estragues	31.214	5	13	Jaume Font	1:52.002	1:52.311	5	
6	26	Albert Estragues	39.590	10	Díaz-Varela - Cerqueda	41.560	77	Hefler - Valenza	31.246	6	77	Hefler - Valenza	1:52.077	1:52.077	3	
7	40	Zsigo - Walter	40.140	40	Zsigo - Walter	41.942	40	Zsigo - Walter	31.659	7	40	Zsigo - Walter	1:53.741	1:53.822	7	
8	88	Adler - Blanchemain	40.283	88	Adler - Blanchemain	42.328	88	Adler - Blanchemain	31.899	8	88	Adler - Blanchemain	1:54.510	1:54.702	8	



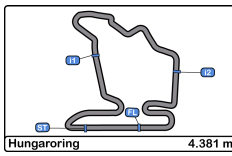


**Hungaroring**  
**GT Cup Open Europe**  
**Free Practice - 2**  
**Best 5 Lap Times**



Cl	Nº	Entrant/Team	Nat	Driver 1	Nat	Status	Driver 2	Nat	Status	Vehicle	Cat	Cl	Best 1		Best 2		Best 3		Best 4		Best 5	
													Time	Lap	Time	Lap	Time	Lap	Time	Lap	Time	Lap
1	51	Ombra Racing	ITA	Aldo Festante	ITA					Porsche 911 GT3 Cup 2018	PROAM	1	1:50.858	4	1:50.936	3	1:51.032	2	1:51.310	9	1:51.474	7
2	99	Sports and You	PRT	Antonio Coimbra	PRT		Luis Silva	PRT		Mercedes AMG GT4 HP 2019	AM	1	1:51.656	19	1:51.774	20	1:51.909	12	1:52.048	21	1:52.051	17
3	77	Team Virage	POL	Robert Hefler	HUN		Philippe Valenza	ESP		Aston Martin Vantage	PROAM	2	1:52.077	11	1:52.443	10	1:52.789	20	1:52.795	19	1:53.028	9
4	26	NM Racing Team	ESP	Albert Estragues	ESP					Transam Euro 2018	AM	2	1:52.240	12	1:52.382	6	1:52.520	7	1:52.618	13	1:52.667	4
5	13	Baporo Motorsport	ESP	Jaume Font	ESP					Porsche 991 Cup MY 2018	AM	3	1:52.311	14	1:52.381	20	1:52.400	15	1:52.456	16	1:52.629	17
6	10	Baporo Motorsport	ESP	Daniel Díaz-Varela	ESP		Manel Cerqueda	AND		Audi R8 LMS	AM	4	1:52.471	3	1:53.186	9	1:53.193	13	1:53.240	17	1:53.273	16
7	40	Racing Trevor	SVK	Gregor Zsigo	SVK		Csaba Walter	HUN		BMW M4	AM	5	1:53.822	7	1:54.095	8	1:56.101	14	1:56.641	11	1:57.402	4
8	88	Team Virage	POL	Stephane Adler	FRA		Michael Blanchemain	FRA		Aston Martin Vantage	AM	6	1:54.702	11	1:55.299	19	1:55.362	23	1:55.481	22	1:55.505	21



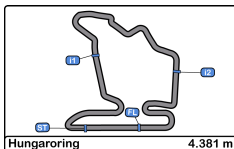


**Hungaroring**  
**GT Cup Open Europe**  
**Free Practice - 2**  
**Best 5 Top Speeds**



Cl	Nº	Entrant/Team	Nat	Driver 1	Nat	Driver 2	Nat	Vehicle	Cat	Cl	Top 1		Top 2		Top 3		Top 4		Top 5		Avg
											Km/h	Lap	Km/h	Lap	Km/h	Lap	Km/h	Lap	Km/h	Lap	
1	99	Sports and You	ESP	Antonio Coimbra	ESP	Luis Silva	ESP	Mercedes AMG GT4 HP 2019	AM	1	227.8	23	226.8	22	226.4	12	226.4	13	226.4	14	226.7
2	26	NM Racing Team	ESP	Albert Estragues	ESP			Transam Euro 2018	AM	2	226.8	14	226.4	13	225.9	4	225.9	11	225.9	12	226.2
3	10	Baporo Motorsport	ESP	Daniel Díaz-Varela	ESP	Manel Cerqueda	AND	Audi R8 LMS	AM	3	226.4	4	226.4	5	225.9	3	225.4	17	225.4	18	225.9
4	77	Team Virage	POL	Robert Hefler	HUN	Philippe Valenza	ESP	Aston Martin Vantage	PROAM	1	223.6	19	223.1	7	223.1	12	223.1	21	222.6	10	223.1
5	88	Team Virage	POL	Stephane Adler	FRA	Michael Blanchemain	FRA	Aston Martin Vantage	AM	4	223.1	3	223.1	4	222.2	11	222.2	12	222.2	13	222.5
6	51	Ombra Racing	ITA	Aldo Festante	ITA			Porsche 911 GT3 Cup 2018	PROAM	2	222.6	3	221.7	4	221.3	5	221.3	15	220.4	2	221.4
7	13	Baporo Motorsport	ESP	Jaume Font	ESP			Porsche 991 Cup MY 2018	AM	5	221.3	16	220.8	13	220.8	14	220.8	15	220.8	18	220.9
8	40	Racing Trevor	SVK	Gregor Zsigo	SVK	Csaba Walter	HUN	BMW M4	AM	6	220.8	7	217.7	4	217.3	12	217.3	14	217.3	15	218.1





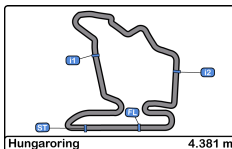
**Hungaroring**  
**GT Cup Open Europe**  
**Free Practice - 2**  
**Fastest Laps Sequence**



Lap	Time of Day	Session Time	Nº	Entrant/Team	Nat	Driver 1	Nat	Driver 2	Nat	Vehicle	Cat	Time	Km/h
2	15:14:11.662	4:11.662	77	Team Virage		Robert Hefler		Philippe Valenza		Aston Martin Vantage	PROAM	1:56.907	134.9
2	15:15:00.701	5:00.701	13	Baporo Motorsport		Jaume Font				Porsche 991 Cup MY 2018	AM	1:54.337	137.9
3	15:16:53.362	6:53.362	13	Baporo Motorsport		Jaume Font				Porsche 991 Cup MY 2018	AM	1:52.661	139.9
6	15:24:54.600	14:54.600	26	NM Racing Team		Albert Estragues				Transam Euro 2018	AM	1:52.382	140.3
2	15:26:22.691	16:22.691	51	Ombra Racing		Aldo Festante				Porsche 911 GT3 Cup 2018	PROAM	1:51.032	142.0
3	15:28:13.627	18:13.627	51	Ombra Racing		Aldo Festante				Porsche 911 GT3 Cup 2018	PROAM	1:50.936	142.1
4	15:30:04.485	20:04.485	51	Ombra Racing		Aldo Festante				Porsche 911 GT3 Cup 2018	PROAM	1:50.858	142.2







**Hungaroring**  
**GT Cup Open Europe**  
**Free Practice - 2**  
**Event Best Maximum Speed**



Nº	Entrant/Team	Nat	Driver 1	Nat	Driver 2	Nat	Vehicle	Cat	Km/h	Session
99	Sports and You	PRT	Antonio Coimbra	PRT	Luis Silva	PRT	Mercedes AMG GT4 HP 2019	AM	228.8	Free Practice - 1
26	NM Racing Team	ESP	Albert Estragues	ESP			Transam Euro 2018	AM	226.8	Free Practice - 2
10	Baporo Motorsport	ESP	Daniel Díaz-Varela	ESP	Manel Cerqueda	ESP	Audi R8 LMS	AM	226.4	Free Practice - 2
88	Team Virage	POL	Stephane Adler	FRA	Michael Blanchemain	FRA	Aston Martin Vantage	AM	225.4	Free Practice - 1
77	Team Virage	POL	Robert Hefler	HUN	Philippe Valenza	ESP	Aston Martin Vantage	PROAM	224.5	Free Practice - 1
22	PZ Oberer Zürichsee by TFT	CHE	Niki Leutwiler	CHE	Vicent Beltoise	FRA	Porsche 911 Cup MY 2018	PROAM	224.0	Free Practice - 1
51	Ombra Racing	ITA	Aldo Festante	ITA			Porsche 911 GT3 Cup 2018	PROAM	223.6	Free Practice - 1
13	Baporo Motorsport	ESP	Jaume Font	ESP			Porsche 991 Cup MY 2018	AM	221.3	Free Practice - 1
40	Racing Trevor	SVK	Gregor Zsigo	SVK	Csaba Walter	HUN	BMW M4	AM	220.8	Free Practice - 2





**Hungaroring**  
**GT Cup Open Europe**  
**Free Practice - 2**  
**Pit Stop Analysis**



**10**

Daniel Díaz-Varela AM Baporo Motorsport

Manel Cerqueda Audi R8 LMS

Nr.	In Day Time	In Time	Out Time	Pit Time	T. Pit Time	Handicap	Penalty
1	15:30:41.310	15:30:41.310	15:33:16.015	2:34.705	2:34.705		
2	15:42:48.363	15:42:48.363	15:45:38.989	2:50.626	5:25.331		
3	15:53:28.711	15:53:28.711	15:55:23.440	1:54.729	7:20.060		

**13**

Jaume Font AM Baporo Motorsport

Porsche 991 Cup MY 2018

Nr.	In Day Time	In Time	Out Time	Pit Time	T. Pit Time	Handicap	Penalty
1	15:28:23.240	15:28:23.240	15:31:51.941	3:28.701	3:28.701		
2	15:49:04.033	15:49:04.033	15:52:21.893	3:17.860	6:46.561		

**26**

Albert Estragues AM NM Racing Team

Transam Euro 2018

Nr.	In Day Time	In Time	Out Time	Pit Time	T. Pit Time	Handicap	Penalty
1	15:28:45.500	15:28:45.500	15:33:28.347	4:42.847	4:42.847		
2	15:45:06.437	15:45:06.437	15:50:42.218	5:35.781	10:18.628		

**40**

Gregor Zsigo AM Racing Trevor

Csaba Walter BMW M4

Nr.	In Day Time	In Time	Out Time	Pit Time	T. Pit Time	Handicap	Penalty
1	15:20:41.766	15:20:41.766	15:25:40.226	4:58.460	4:58.460		
2	15:33:20.984	15:33:20.984	15:36:47.256	3:26.272	8:24.732		

**51**

Aldo Festante PROAM Ombra Racing

Porsche 911 GT3 Cup 2018

Nr.	In Day Time	In Time	Out Time	Pit Time	T. Pit Time	Handicap	Penalty
1	15:32:06.655	15:32:06.655	15:34:27.301	2:20.646	2:20.646		
2	15:44:11.498	15:44:11.498	15:48:13.951	4:02.453	6:23.099		
3	15:57:47.438	15:57:47.438	15:59:04.709	1:17.271	7:40.370		

**77**

Robert Hefler PROAM Team Virage

Philippe Valenza Aston Martin Vantage

Nr.	In Day Time	In Time	Out Time	Pit Time	T. Pit Time	Handicap	Penalty
1	15:23:47.694	15:23:47.694	15:27:59.267	4:11.573	4:11.573		
2	15:43:09.057	15:43:09.057	15:49:07.876	5:58.819	10:10.392		

**88**

Stephane Adler AM Team Virage

Michael Blanchemain Aston Martin Vantage

Nr.	In Day Time	In Time	Out Time	Pit Time	T. Pit Time	Handicap	Penalty
1	15:25:54.563	15:25:54.563	15:28:52.005	2:57.442	2:57.442		
2	15:39:44.341	15:39:44.341	15:42:00.273	2:15.932	5:13.374		

**99**

Antonio Coimbra AM Sports and You

Luis Silva Mercedes AMG GT4 HP 2019

Nr.	In Day Time	In Time	Out Time	Pit Time	T. Pit Time	Handicap	Penalty
1	15:31:21.026	15:31:21.026	15:35:30.363	4:09.337	4:09.337		

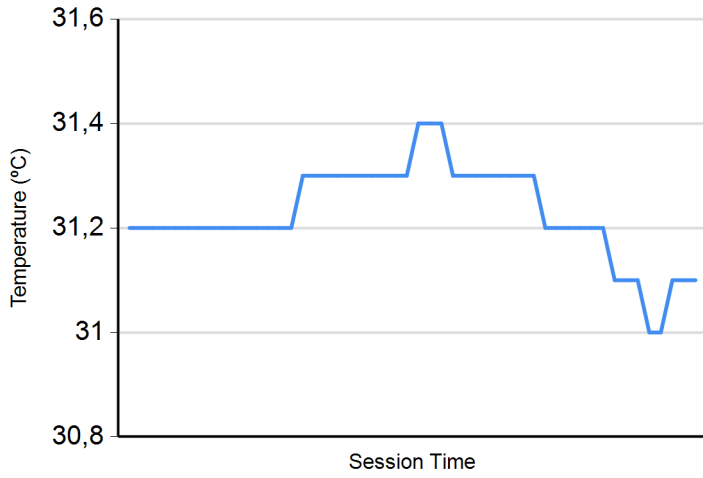




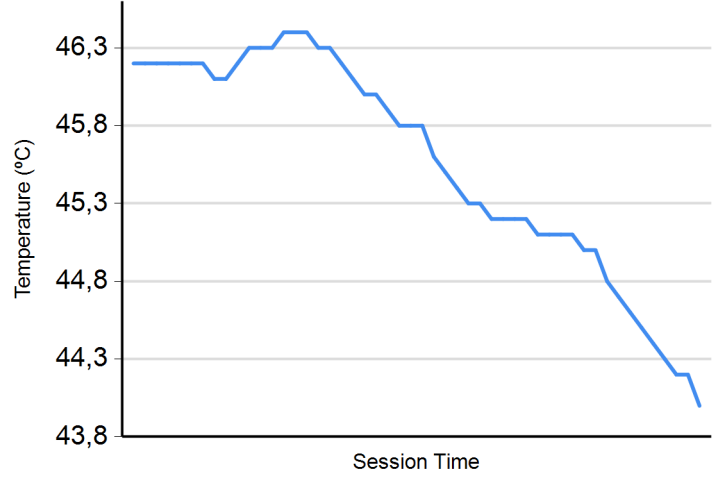
**Hungaroring**  
**GT Cup Open Europe**  
**Free Practice - 2**  
**Weather Report**



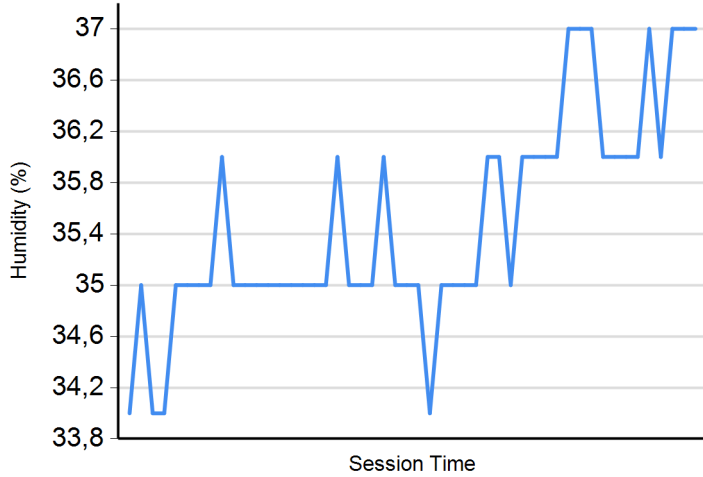
**Air Temperature**



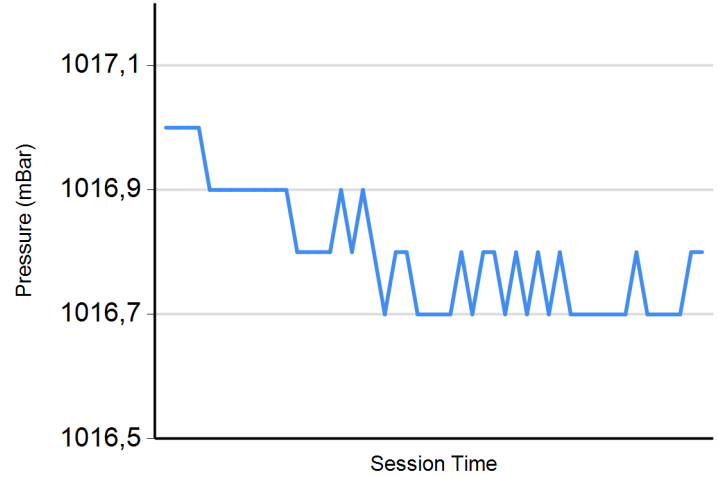
**Track Temperature**



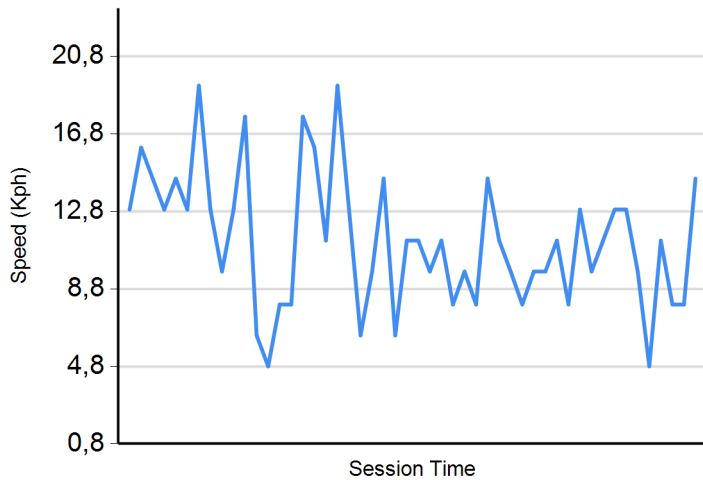
**Humidity**



**Pressure**

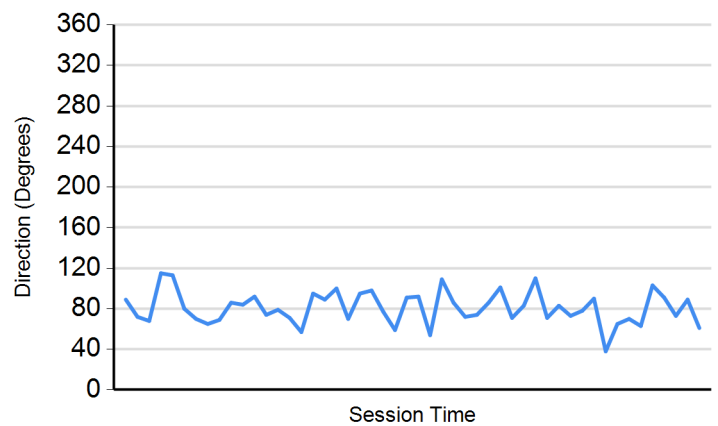


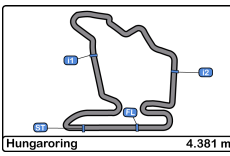
**Wind Speed**



**Wind direction**

North = 0°/360° Est = 90° South = 180° West = 270°





**Hungaroring**  
**GT Cup Open Europe**  
**Free Practice 1 - 2**



**Results**

Cls	Nº	Entrant/Team	Nat	Driver 1	Nat	Driver 2	Nat	Vehicle	Cat	Cls	Laps	Free Practice - 1	Free Practice - 2	Best	Gap	Interval	Km/h		
1	22	PZ Oberer Zürichsee by TFT	CH	Niki Leutwiler	CH	Vicent Beltoise	FR	Porsche 911 Cup MY 2018	PROAM	1	21	1:49.942	4	1:49.942			143.4		
2	51	Ombra Racing	IT	Aldo Festante	IT			Porsche 911 GT3 Cup 2018	PROAM	2	37	1:50.450	10	1:50.858	4	1:50.450	0.508	0.508	142.7
3	10	Baporo Motorsport	ES	Daniel Diaz-Varela	ES	Manel Cerqueda	ES	Audi R8 LMS	AM	1	41	1:51.036	4	1:52.471	3	1:51.036	1.094	0.586	142.0
4	99	Sports and You	PT	Antonio Coimbra	PT	Luis Silva	PT	Mercedes AMG GT4 HP 2019	AM	2	43	1:51.068	5	1:51.656	19	1:51.068	1.126	0.032	141.9
5	13	Baporo Motorsport	ES	Jaume Font	ES			Porsche 991 Cup MY 2018	AM	3	42	1:51.202	13	1:52.311	14	1:51.202	1.260	0.134	141.8
6	77	Team Virage	PL	Robert Hefler	HU	Philippe Valenza	ES	Aston Martin Vantage	PROAM	3	44	1:53.406	22	1:52.077	11	1:52.077	2.135	0.875	140.7
7	26	NM Racing Team	ES	Albert Estragues	ES			Transam Euro 2018	AM	4	20	1:53.587	4	1:52.240	12	1:52.240	2.298	0.163	140.5
8	40	Racing Trevor	SK	Gregor Zsigo	SK	Csaba Walter	HU	BMW M4	AM	5	28	1:55.101	10	1:53.822	7	1:53.822	3.880	1.582	138.5
9	88	Team Virage	PL	Stephane Adler	FR	Michael Blanchemain	FR	Aston Martin Vantage	AM	6	48	1:54.387	5	1:54.702	11	1:54.387	4.445	0.565	137.8

CAR 51 TIME 1:50.094 DELETED TRACK LIMITS AT T 11  
 CAR 10 TIME 1:51.833 DELETED TRACK LIMITS AT T 11  
 CAR 99 TIME 1:54.160 DELETED TRACK LIMITS AT T 11  
 CAR 51 TIME 1:50.667 DELETED TRACK LIMITS AT T 11

Published at:.....

<b>Stewards:</b>	<b>Race Director:</b>	<b>Timekeeper:</b>
------------------	-----------------------	--------------------

