

**Hungaroring**  
**GT Cup Open Europe**  
**Free Practice - 1**  
**Provisional Results**




Cls	Nº	Entrant/Team	Nat	Driver 1	Nat	Driver 2	Nat	Vehicle	Cat	Cls	Laps	Best	Time	Gap	Interval	Km/h
1	22	PZ Oberer Zürichsee by TFT	CHE	Niki Leutwiler	CHE	Vicent Beltoise	FRA	Porsche 911 Cup MY 2018	PROAM	1	21	4	1:49.942			143.4
2	51	Ombra Racing	ITA	Aldo Festante	ITA			Porsche 911 GT3 Cup 2018	PROAM	2	21	10	1:50.450	0.508	0.508	142.7
3	10	Baporo Motorsport	ESP	Daniel Díaz-Varela	ESP	Manel Cerqueda	AND	Audi R8 LMS	AM	1	23	4	1:51.036	1.094	0.586	142.0
4	99	Sports and You	PRT	Antonio Coimbra	PRT	Luis Silva	PRT	Mercedes AMG GT4 HP 2019	AM	2	20	5	1:51.068	1.126	0.032	141.9
5	13	Baporo Motorsport	ESP	Jaume Font	ESP			Porsche 991 Cup MY 2018	AM	3	20	13	1:51.202	1.260	0.134	141.8
6	77	Team Virage	HUN	Robert Hefler	HUN	Philippe Valenza	ESP	Aston Martin Vantage	PROAM	3	23	22	1:53.406	3.464	2.204	139.0
7	26	NM Racing Team	ESP	Albert Estragues	ESP			Transam Euro 2018	AM	4	5	4	1:53.587	3.645	0.181	138.8
8	88	Team Virage	FRA	Stephane Adler	FRA	Michael Blanchemain	FRA	Aston Martin Vantage	AM	5	23	5	1:54.387	4.445	0.800	137.8
9	40	Racing Trevor	SVK	Gregor Zsigo	SVK	Csaba Walter	HUN	BMW M4	AM	6	13	10	1:55.101	5.159	0.714	137.0

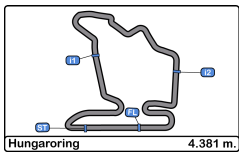
CAR 51 TIME 1:50.094 DELETED TRACK LIMITS AT T 11

Published at:.....

Track Temp: 46.3 °C    Air Temp: 30.2 °C    Humidity: 38 %    Track Status: DRY

Stewards:	Race Director:	Timekeeper: 
-----------	----------------	---





**Hungaroring**  
**GT Cup Open Europe**  
**Free Practice - 1**  
**Provisional Results by Class**



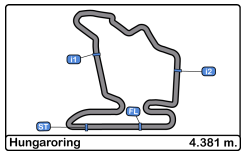
Cls	Nº	Entrant/Team	Nat	Driver 1	Nat	Driver 2	Nat	Vehicle	Cat	Cls	Laps	Best	Time	Gap	Interval	Km/h
<b>PROAM</b>																
1	22	PZ Oberer Zürichsee by TFT	CHE	Niki Leutwiler	CHE	Vicent Beltoise	FRA	Porsche 911 Cup MY 2018	PROAM	1	21	4	1:49.942			143.4
2	51	Ombra Racing	ITA	Aldo Festante	ITA			Porsche 911 GT3 Cup 2018	PROAM	2	21	10	1:50.450	0.508	0.508	142.7
3	77	Team Virage	HUN	Robert Hefler	HUN	Philippe Valenza	ESP	Aston Martin Vantage	PROAM	3	23	22	1:53.406	3.464	2.956	139.0
<b>AM</b>																
1	10	Baporo Motorsport	ESP	Daniel Díaz-Varela	ESP	Manel Cerqueda	AND	Audi R8 LMS	AM	1	23	4	1:51.036			142.0
2	99	Sports and You	PRT	Antonio Coimbra	PRT	Luis Silva	PRT	Mercedes AMG GT4 HP 2019	AM	2	20	5	1:51.068	0.032	0.032	141.9
3	13	Baporo Motorsport	ESP	Jaume Font	ESP			Porsche 991 Cup MY 2018	AM	3	20	13	1:51.202	0.166	0.134	141.8
4	26	NM Racing Team	ESP	Albert Estragues	ESP			Transam Euro 2018	AM	4	5	4	1:53.587	2.551	2.385	138.8
5	88	Team Virage	FRA	Stephane Adler	FRA	Michael Blanchemain	FRA	Aston Martin Vantage	AM	5	23	5	1:54.387	3.351	0.800	137.8
6	40	Racing Trevor	HUN	Gregor Zsigo	HUN	Csaba Walter	HUN	BMW M4	AM	6	13	10	1:55.101	4.065	0.714	137.0

Published at:.....

Track Temp: 46.3 °C    Air Temp: 30.2 °C    Humidity: 38 %    Track Status: DRY

<b>Stewards:</b>	<b>Race Director:</b>	<b>Timekeeper:</b> 
------------------	-----------------------	--





**Hungaroring**  
**GT Cup Open Europe**  
**Free Practice - 1**  
**Lap Analysis**



10

1 Daniel Díaz-Varela Audi R8 LMS  
 2 Manel Cerqueda Baporo Motorsport

Lap	D	Time	Sector 1	Sector 2	Sector 3	T. Spd	Elapsed
1		12:12:43.024	12:11:18.830	50.347	33.847		12:12:43.024
2		1:56.478	40.727	43.664	32.087	223.6	12:14:39.502
3		1:52.029	39.510	41.727	30.792	225.4	12:16:31.531
4		1:51.036	39.218	41.088	30.730	225.4	12:18:22.567
5		1:51.125	39.130	41.188	30.807	225.4	12:20:13.692
6		2:08.490 P	41.344	45.703	41.443	226.4	12:22:22.182
7		5:07.023	3:47.801	47.583	31.639		12:27:29.205
8		1:52.545	39.873	41.762	30.910	223.6	12:29:21.750
9		1:52.118	39.174	41.846	31.098	224.5	12:31:13.868
10		1:52.430	39.323	41.968	31.139	224.0	12:33:06.298
11		1:52.095	39.372	41.636	31.087	224.0	12:34:58.393
12		2:02.421 P	39.699	45.843	36.879	224.5	12:37:00.814
13		3:42.659	2:28.540	42.088	32.031		12:40:43.473
14		1:52.107	39.340	41.685	31.082	224.5	12:42:35.580
15		1:52.783	39.726	41.788	31.269	224.0	12:44:28.363
16		1:53.326	39.844	42.023	31.459	224.0	12:46:21.689
17		1:56.573 P	39.251	42.225	35.097	224.0	12:48:18.262
18		4:06.177	2:46.781	46.128	33.268		12:52:24.439
19		1:52.886	40.052	41.745	31.089	224.0	12:54:17.325
20		1:52.044	39.240	41.674	31.130	225.9	12:56:09.369
21		2:03.672	39.272	49.099	35.301	225.9	12:58:13.041
22		1:52.048	39.412	41.590	31.046	225.4	13:00:05.089
23		2:04.463 P	39.016	41.515	43.932	225.4	13:02:09.552

22

1 Niki Leutwiler Porsche 911 Cup MY 2018  
 2 Vicent Beltoise PZ Oberer Zürichsee by TFT

Lap	D	Time	Sector 1	Sector 2	Sector 3	T. Spd	Elapsed
1		12:12:26.606	12:11:06.318	46.802	33.486		12:12:26.606
2		1:57.346	41.956	43.318	32.072	218.1	12:14:23.952
3		1:50.944	39.461	40.947	30.536	220.8	12:16:14.896
4		1:49.942	39.083	40.502	30.357	222.2	12:18:04.838
5		1:55.751 P	38.890	40.853	36.008	222.6	12:20:00.589
6		9:00.194	7:48.344	41.122	30.728		12:29:00.783
7		1:50.173	39.024	40.658	30.491	221.7	12:30:50.956
8		1:50.605	39.158	40.720	30.727	222.2	12:32:41.561
9		1:51.121	39.229	41.018	30.874	223.1	12:34:32.682
10		1:58.706 P	40.163	42.906	35.637	223.1	12:36:31.388
11		4:23.478	3:10.414	41.905	31.159		12:40:54.866
12		1:51.655	39.399	41.502	30.754	222.2	12:42:46.521
13		1:55.653 P	39.191	41.152	35.310	221.7	12:44:42.174
14		4:16.232	3:00.698	43.728	31.806		12:48:58.406
15		1:52.629	39.906	41.636	31.087	223.6	12:50:51.035
16		1:52.532	39.500	41.631	31.401	223.6	12:52:43.567
17		1:52.470	39.865	41.464	31.141	222.6	12:54:36.037
18		1:51.848	39.295	41.360	31.193	223.1	12:56:27.885
19		1:52.460	39.606	41.515	31.339	223.6	12:58:20.345
20		1:52.070	39.431	41.529	31.110	224.0	13:00:12.415
21		2:01.545 P	42.582	42.028	36.935	204.9	13:02:13.960

13

1 Jaume Font Porsche 991 Cup MY 2018  
 2 Baporo Motorsport

Lap	D	Time	Sector 1	Sector 2	Sector 3	T. Spd	Elapsed
1		12:12:41.264	12:11:16.352	49.275	35.637		12:12:41.264
2		1:55.098	41.791	42.295	31.012	217.7	12:14:36.362
3		1:51.821	39.345	41.431	31.045	219.9	12:16:28.183
4		1:51.837	39.340	41.233	31.264	220.4	12:18:20.020
5		1:52.036	39.518	41.417	31.101	220.4	12:20:12.056
6		2:12.450 P	41.717	47.286	43.447	220.8	12:22:24.506
7		5:35.637	4:21.874	42.242	31.521		12:28:00.143
8		1:51.439	39.189	41.208	31.042	219.9	12:29:51.582
9		1:51.286	39.448	40.973	30.865	218.1	12:31:42.868
10		1:51.706	39.233	41.141	31.332	220.4	12:33:34.574
11		2:10.009 P	43.758	45.071	41.180	203.3	12:35:44.583
12		5:56.681	4:41.772	43.675	31.234		12:41:41.264
13		1:51.202	39.232	40.950	31.020	220.4	12:43:32.466
14		1:51.523	39.302	41.122	31.099	220.4	12:45:23.989
15		1:51.658	39.236	41.156	31.266	219.9	12:47:15.647
16		2:01.405	46.023	42.999	32.383	211.7	12:49:17.052
17		1:51.362	39.135	41.147	31.080	220.8	12:51:08.414
18		1:51.657	39.380	41.076	31.201	220.4	12:53:00.071
19		1:51.485	39.302	41.112	31.071	221.3	12:54:51.556
20		2:17.758 P	47.505	45.881	44.372	216.4	12:57:09.314

26

1 Albert Estragues Transam Euro 2018  
 2 NM Racing Team

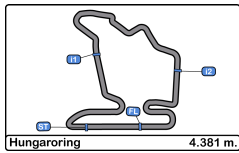
Lap	D	Time	Sector 1	Sector 2	Sector 3	T. Spd	Elapsed
1		12:12:48.159	12:11:17.263	54.605	36.291		12:12:48.159
2		1:56.777	41.400	43.332	32.045	220.4	12:14:44.936
3		1:53.607	40.134	41.996	31.477	224.0	12:16:38.543
4		1:53.587	39.971	41.884	31.732	224.5	12:18:32.130
5		2:44.158 P	55.788	59.645	48.725	163.6	12:21:16.288

40

1 Gregor Zsigo BMW M4  
 2 Csaba Walter Racing Trevor

Lap	D	Time	Sector 1	Sector 2	Sector 3	T. Spd	Elapsed
1		12:12:55.330	12:11:31.582	48.618	35.130		12:12:55.330
2		2:03.264	44.586	45.612	33.066	205.7	12:14:58.594
3		2:03.590 P	42.268	43.644	37.678	214.2	12:17:02.184
4		4:48.661	3:33.006	43.234	32.421		12:21:50.845
5		1:56.345	41.315	42.826	32.204	213.4	12:23:47.190
6		1:55.802	41.178	42.585	32.039	214.2	12:25:42.992
7		1:56.001	40.913	42.667	32.421	216.4	12:27:38.993
8		2:00.701 P	40.993	43.145	36.563	216.4	12:29:39.694
9		4:28.943	3:13.006	43.546	32.391		12:34:08.637
10		1:55.101	40.576	42.460	32.065	218.6	12:36:03.738
11		1:55.377	40.577	42.666	32.134	215.5	12:37:59.115
12		1:55.210	40.558	42.617	32.035	215.5	12:39:54.325
13		2:02.321 P	41.531	43.589	37.201	218.6	12:41:56.646





**Hungaroring**  
**GT Cup Open Europe**  
**Free Practice - 1**  
**Lap Analysis**



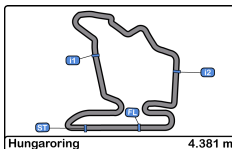
**51** 1 Aldo Festante Porsche 911 GT3 Cup 2018 **88** 1 Stephane Adler Aston Martin Vantage  
 PROAM 2 Ombra Racing AM 2 Michael Blanchemain Team Virage

Lap	D	Time	Sector 1	Sector 2	Sector 3	T. Spd	Elapsed	Lap	D	Time	Sector 1	Sector 2	Sector 3	T. Spd	Elapsed
1		12:12:40.563	12:11:19.793	48.031	32.739		12:12:40.563	1		12:12:28.448	12:11:00.822	50.984	36.642		12:12:28.448
2		1:54.366	41.684	41.653	31.029	219.5	12:14:34.929	2		1:58.396	42.453	43.758	32.185	219.0	12:14:26.844
3		<del>1:50.094</del>	39.267	40.254	30.573	221.3	12:16:25.023	3		1:54.400	40.537	42.275	31.588	223.1	12:16:21.244
4		1:51.347	38.875	40.909	31.563	222.2	12:18:16.370	4		1:54.744	40.730	42.448	31.566	222.6	12:18:15.988
5		2:05.102	46.554	46.963	31.585	223.6	12:20:21.472	5		1:54.387	40.057	42.733	31.597	223.6	12:20:10.375
6		1:51.804	39.208	41.061	31.535	221.3	12:22:13.276	6		1:54.618	40.177	42.808	31.633	222.6	12:22:04.993
7		1:50.930	39.041	40.722	31.167	221.7	12:24:04.206	7		1:55.365	40.389	42.923	32.053	222.6	12:24:00.358
8		2:09.036 P	43.062	45.569	40.405	221.7	12:26:13.242	8		1:54.577	40.368	42.314	31.895	222.2	12:25:54.935
9		13:53.863	12:41.486	41.515	30.862		12:40:07.105	9		1:55.240	40.438	42.816	31.986	223.6	12:27:50.175
10		1:50.450	39.242	40.676	30.532	219.9	12:41:57.555	10		2:12.743 P	41.598	47.350	43.795	223.6	12:30:02.918
11		1:52.909	39.177	42.084	31.648	222.2	12:43:50.464	11		4:43.676	3:27.671	43.754	32.251		12:34:46.594
12		1:51.500	39.826	40.906	30.768	221.7	12:45:41.964	12		1:54.972	40.283	42.674	32.015	224.0	12:36:41.566
13		1:51.677	39.235	41.422	31.020	220.4	12:47:33.641	13		2:05.059	41.114	45.674	38.271	222.6	12:38:46.625
14		1:51.839	39.521	41.325	30.993	220.8	12:49:25.480	14		2:03.921	40.324	46.368	37.229	224.0	12:40:50.546
15		1:51.606	39.384	41.186	31.036	220.8	12:51:17.086	15		2:12.779 P	40.501	49.035	43.243	223.6	12:43:03.325
16		1:51.952	39.349	41.434	31.169	221.3	12:53:09.038	16		6:47.876	5:30.178	44.193	33.505		12:49:51.201
17		1:52.010	39.546	41.404	31.060	220.8	12:55:01.048	17		1:57.228	41.100	43.433	32.695	221.3	12:51:48.429
18		1:53.055	39.662	41.979	31.414	220.8	12:56:54.103	18		1:56.248	40.706	43.270	32.272	225.0	12:53:44.677
19		1:51.448	39.421	41.018	31.009	220.8	12:58:45.551	19		1:58.197	41.253	44.327	32.617	225.4	12:55:42.874
20		1:51.981	39.312	41.352	31.317	221.3	13:00:37.532	20		1:56.875	40.912	43.318	32.645	223.6	12:57:39.749
21		2:01.529 P	39.533	41.744	40.252	220.8	13:02:39.061	21		1:56.711	40.820	43.248	32.643	225.0	12:59:36.460

**77** 1 Robert Hefler Aston Martin Vantage  
 PROAM 2 Philippe Valenza Team Virage

Lap	D	Time	Sector 1	Sector 2	Sector 3	T. Spd	Elapsed	Lap	D	Time	Sector 1	Sector 2	Sector 3	T. Spd	Elapsed
1		12:12:34.455	12:11:02.182	53.747	38.526		12:12:34.455								
2		2:19.718	52.287	51.742	35.689	192.1	12:14:54.173								
3		2:06.865	44.619	48.166	34.080	218.1	12:17:01.038								
4		2:07.864	45.924	47.364	34.576	219.5	12:19:08.902								
5		2:23.392	52.968	55.966	34.458	184.9	12:21:32.294								
6		1:55.836	41.607	42.188	32.041	221.3	12:23:28.130								
7		1:54.898	40.868	42.160	31.870	221.7	12:25:23.028								
8		1:54.167	40.240	41.922	32.005	222.6	12:27:17.195								
9		1:54.285	40.246	42.104	31.935	221.3	12:29:11.480								
10		2:00.719 P	40.614	42.278	37.827	222.6	12:31:12.199								
11		7:07.547	5:52.326	43.377	31.844		12:38:19.746								
12		1:54.331	40.096	42.373	31.862	222.6	12:40:14.077								
13		1:54.235	40.038	42.301	31.896	222.6	12:42:08.312								
14		1:54.182	39.828	42.271	32.083	222.6	12:44:02.494								
15		2:15.278	46.589	53.450	35.239	221.3	12:46:17.772								
16		1:53.492	39.820	41.950	31.722	223.1	12:48:11.264								
17		1:53.748	39.957	41.997	31.794	221.7	12:50:05.012								
18		1:53.954	40.123	42.120	31.711	223.1	12:51:58.966								
19		2:06.561	45.291	47.037	34.233	223.1	12:54:05.527								
20		2:01.076	39.820	47.855	33.401	224.0	12:56:06.603								
21		1:53.871	39.881	42.282	31.708	224.5	12:58:00.474								
22		1:53.406	39.684	42.026	31.696	224.0	12:59:53.880								
23		2:03.744 P	39.964	43.908	39.872	222.6	13:01:57.624								



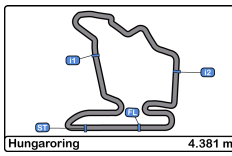


Hungaroring  
GT Cup Open Europe  
Free Practice - 1  
Best Sectors Results



Sector - 1				Sector - 2				Sector - 3				Ideal Lap vs Best Lap				
Clas	Nº	Driver	Time	Nº	Driver	Time	Nº	Driver	Time	Clas	Nº	Driver	Ideal Lap	Best Lap	Clas	
1	51	Aldo Festante	38.875	51	Aldo Festante	40.254	22	Leutwiler - Beltoise	30.357	1	51	Aldo Festante	1:49.661	1:50.450	2	
2	22	Leutwiler - Beltoise	38.890	22	Leutwiler - Beltoise	40.502	51	Aldo Festante	30.532	2	22	Leutwiler - Beltoise	1:49.749	1:49.942	1	
3	99	Coimbra - Silva	38.964	13	Jaume Font	40.950	10	Díaz-Varela - Cerqueda	30.730	3	10	Díaz-Varela - Cerqueda	1:50.834	1:51.036	3	
4	10	Díaz-Varela - Cerqueda	39.016	10	Díaz-Varela - Cerqueda	41.088	13	Jaume Font	30.865	4	13	Jaume Font	1:50.950	1:51.202	5	
5	13	Jaume Font	39.135	99	Coimbra - Silva	41.099	99	Coimbra - Silva	30.891	5	99	Coimbra - Silva	1:50.954	1:51.068	4	
6	77	Hefler - Valenza	39.684	26	Albert Estragues	41.884	26	Albert Estragues	31.477	6	77	Hefler - Valenza	1:53.302	1:53.406	6	
7	26	Albert Estragues	39.971	77	Hefler - Valenza	41.922	88	Adler - Blanchemain	31.566	7	26	Albert Estragues	1:53.332	1:53.587	7	
8	88	Adler - Blanchemain	40.057	88	Adler - Blanchemain	42.275	77	Hefler - Valenza	31.696	8	88	Adler - Blanchemain	1:53.898	1:54.387	8	
9	40	Zsigo - Walter	40.558	40	Zsigo - Walter	42.460	40	Zsigo - Walter	32.035	9	40	Zsigo - Walter	1:55.053	1:55.101	9	



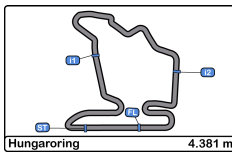


**Hungaroring**  
**GT Cup Open Europe**  
**Free Practice - 1**  
**Best 5 Lap Times**



Cl	Nº	Entrant/Team	Nat	Driver 1	Nat	Status	Driver 2	Nat	Status	Vehicle	Cat	Cl	Best 1		Best 2		Best 3		Best 4		Best 5		
													Time	Lap	Time	Lap	Time	Lap	Time	Lap	Time	Lap	
1	22	PZ Oberer Zürichsee by TFT		Niki Leutwiler		CHE	Vicent Beltoise		FRA	Porsche 911 Cup MY 2018	PROAM	1	1:49.942	4	1:50.173	7	1:50.605	8	1:50.944	3	1:51.121	9	
2	51	Ombra Racing		Aldo Festante		ITA				Porsche 911 GT3 Cup 2018	PROAM	2	1:50.450	10	1:50.930	7	1:51.347	4	1:51.448	19	1:51.500	12	
3	10	Baporo Motorsport		Daniel Díaz-Varela		ESP	Manel Cerqueda		HUN	Audi R8 LMS	AM	1	1:51.036	4	1:51.125	5	1:52.029	3	1:52.044	20	1:52.048	22	
4	99	Sports and You		Antonio Coimbra		PRT	Luis Silva		PRT	Mercedes AMG GT4 HP 2019	AM	2	1:51.068	5	1:51.329	4	1:51.507	3	1:51.675	7	1:53.430	2	
5	13	Baporo Motorsport		Jaume Font		ESP				Porsche 991 Cup MY 2018	AM	3	1:51.202	13	1:51.286	9	1:51.362	17	1:51.439	8	1:51.485	19	
6	77	Team Virage		Robert Hefler		HUN	Philippe Valenza		ESP	Aston Martin Vantage	PROAM	3	1:53.406	22	1:53.492	16	1:53.748	17	1:53.871	21	1:53.954	18	
7	26	NM Racing Team		Albert Estragues		ESP				Transam Euro 2018	AM	4	1:53.587	4	1:53.607	3	1:56.777	2	2:44.158	5			
8	88	Team Virage		Stephane Adler		FRA	Michael Blanchemain		FRA	Aston Martin Vantage	AM	5	1:54.387	5	1:54.400	3	1:54.577	8	1:54.618	6	1:54.744	4	
9	40	Racing Trevor		Gregor Zsigo		SVK	Csaba Walter		HUN	BMW M4	AM	6	1:55.101	10	1:55.210	12	1:55.377	11	1:55.802	6	1:56.001	7	



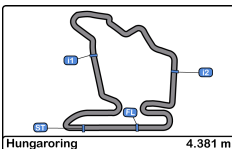


**Hungaroring**  
**GT Cup Open Europe**  
**Free Practice - 1**  
**Best 5 Top Speeds**



Cl	N°	Entrant/Team	Nat	Driver 1	Nat	Driver 2	Nat	Vehicle	Cat	Cl	Top 1		Top 2		Top 3		Top 4		Top 5		Avg
											Km/h	Lap	Km/h	Lap	Km/h	Lap	Km/h	Lap	Km/h	Lap	
1	99	Sports and You		Antonio Coimbra		Luis Silva		Mercedes AMG GT4 HP 2019	AM	1	228.8	7	227.8	6	227.8	8	227.3	20	226.8	4	227.7
2	10	Baporo Motorsport		Daniel Diaz-Varela		Manel Cerqueda		Audi R8 LMS	AM	2	226.4	6	225.9	20	225.9	21	225.4	3	225.4	4	225.8
3	88	Team Virage		Stephane Adler		Michael Blanchemain		Aston Martin Vantage	AM	3	225.4	19	225.0	18	225.0	21	225.0	22	224.0	12	224.9
4	26	NM Racing Team		Albert Estragues				Transam Euro 2018	AM	4	224.5	4	224.0	3	220.4	2	163.6	5			208.1
5	77	Team Virage		Robert Hefler		Philippe Valenza		Aston Martin Vantage	PROAM	1	224.5	21	224.0	20	224.0	22	223.1	16	223.1	18	223.7
6	22	PZ Oberer Zürichsee by TFT		Niki Leutwiler		Vicent Beltoise		Porsche 911 Cup MY 2018	PROAM	2	224.0	20	223.6	15	223.6	16	223.6	19	223.1	9	223.6
7	51	Ombra Racing		Aldo Festante				Porsche 911 GT3 Cup 2018	PROAM	3	223.6	5	222.2	4	222.2	11	221.7	7	221.7	8	222.3
8	13	Baporo Motorsport		Jaume Font				Porsche 991 Cup MY 2018	AM	5	221.3	19	220.8	6	220.8	17	220.4	4	220.4	5	220.7
9	40	Racing Trevor		Gregor Zsigo		Csaba Walter		BMW M4	AM	6	218.6	10	218.6	13	216.4	7	216.4	8	215.5	11	217.1





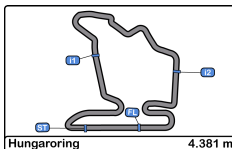
**Hungaroring**  
**GT Cup Open Europe**  
**Free Practice - 1**  
**Fastest Laps Sequence**



Lap	Time of Day	Session Time	Nº	Entrant/Team	Nat	Driver 1	Nat	Driver 2	Nat	Vehicle	Cat	Time	Km/h
2	12:14:05.909	4:05.909	99	Sports and You		Antonio Coimbra		Luis Silva		Mercedes AMG GT4 HP 2019	AM	1:53.430	139.0
3	12:15:57.416	5:57.416	99	Sports and You		Antonio Coimbra		Luis Silva		Mercedes AMG GT4 HP 2019	AM	1:51.507	141.4
3	12:16:14.896	6:14.896	22	PZ Oberer Zürichsee by TFT		Niki Leutwiler		Vicent Beltoise		Porsche 911 Cup MY 2018	PROAM	1:50.944	142.1
4	12:18:04.838	8:04.838	22	PZ Oberer Zürichsee by TFT		Niki Leutwiler		Vicent Beltoise		Porsche 911 Cup MY 2018	PROAM	1:49.942	143.4





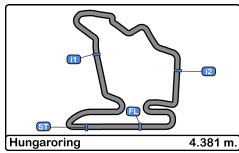


**Hungaroring**  
**GT Cup Open Europe**  
**Free Practice - 1**  
**Event Best Maximum Speed**



Nº	Entrant/Team	Nat	Driver 1	Nat	Driver 2	Nat	Vehicle	Cat	Km/h	Session
99	Sports and You	PRT	Antonio Coimbra	PRT	Luis Silva	PRT	Mercedes AMG GT4 HP 2019	AM	228.8	Free Practice - 1
10	Baporo Motorsport	ESP	Daniel Díaz-Varela	ESP	Manel Cerqueda	ESP	Audi R8 LMS	AM	226.4	Free Practice - 1
88	Team Virage	POL	Stephane Adler	FRA	Michael Blanchemain	FRA	Aston Martin Vantage	AM	225.4	Free Practice - 1
26	NM Racing Team	ESP	Albert Estragues	ESP			Transam Euro 2018	AM	224.5	Free Practice - 1
77	Team Virage	POL	Robert Hefler	HUN	Philippe Valenza	ESP	Aston Martin Vantage	PROAM	224.5	Free Practice - 1
22	PZ Oberer Zürichsee by TFT	CHE	Niki Leutwiler	CHE	Vicent Beltoise	FRA	Porsche 911 Cup MY 2018	PROAM	224.0	Free Practice - 1
51	Ombra Racing	ITA	Aldo Festante	ITA			Porsche 911 GT3 Cup 2018	PROAM	223.6	Free Practice - 1
13	Baporo Motorsport	ESP	Jaume Font	ESP			Porsche 991 Cup MY 2018	AM	221.3	Free Practice - 1
40	Racing Trevor	SVK	Gregor Zsigo	SVK	Csaba Walter	HUN	BMW M4	AM	218.6	Free Practice - 1





**Hungaroring**  
**GT Cup Open Europe**  
**Free Practice - 1**  
**Pit Stop Analysis**



**10**

Daniel Díaz-Varela AM Baporo Motorsport  
 Manel Cerqueda Audi R8 LMS

Nr.	In Day Time	In Time	Out Time	Pit Time	T. Pit Time	Handicap	Penalty
1	12:22:19.770	12:22:19.770	12:25:26.792	3:07.022	3:07.022		
2	12:36:58.163	12:36:58.163	12:38:49.677	1:51.514	4:58.536		
3	12:48:15.854	12:48:15.854	12:50:22.544	2:06.690	7:05.226		

**13**

Jaume Font AM Baporo Motorsport  
 Porsche 991 Cup MY 2018

Nr.	In Day Time	In Time	Out Time	Pit Time	T. Pit Time	Handicap	Penalty
1	12:22:22.067	12:22:22.067	12:26:06.148	3:44.081	3:44.081		
2	12:35:42.136	12:35:42.136	12:39:42.007	3:59.871	7:43.952		

**22**

Niki Leutwiler PROAM PZ Oberer Zürichsee by TFT  
 Vicent Beltoise Porsche 911 Cup MY 2018

Nr.	In Day Time	In Time	Out Time	Pit Time	T. Pit Time	Handicap	Penalty
1	12:19:57.948	12:19:57.948	12:27:11.088	7:13.140	7:13.140		
2	12:36:28.793	12:36:28.793	12:39:03.633	2:34.840	9:47.980		
3	12:44:38.569	12:44:38.569	12:47:01.705	2:23.136	12:11.116		

**40**

Gregor Zsigo AM Racing Trevor  
 Csaba Walter BMW M4

Nr.	In Day Time	In Time	Out Time	Pit Time	T. Pit Time	Handicap	Penalty
1	12:16:59.007	12:16:59.007	12:19:54.501	2:55.494	2:55.494		
2	12:29:36.733	12:29:36.733	12:32:13.518	2:36.785	5:32.279		

**51**

Aldo Festante PROAM Ombra Racing  
 Porsche 911 GT3 Cup 2018

Nr.	In Day Time	In Time	Out Time	Pit Time	T. Pit Time	Handicap	Penalty
1	12:26:09.772	12:26:09.772	12:38:15.109	12:05.337	12:05.337		

**77**

Robert Hefler PROAM Team Virage  
 Philippe Valenza Aston Martin Vantage

Nr.	In Day Time	In Time	Out Time	Pit Time	T. Pit Time	Handicap	Penalty
1	12:31:09.446	12:31:09.446	12:36:23.601	5:14.155	5:14.155		

**88**

Stephane Adler AM Team Virage  
 Michael Blanchemain Aston Martin Vantage

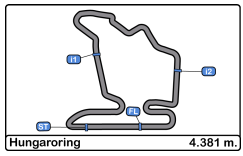
Nr.	In Day Time	In Time	Out Time	Pit Time	T. Pit Time	Handicap	Penalty
1	12:29:59.689	12:29:59.689	12:32:50.909	2:51.220	2:51.220		
2	12:43:00.329	12:43:00.329	12:47:52.610	4:52.281	7:43.501		

**99**

Antonio Coimbra AM Sports and You  
 Luis Silva Mercedes AMG GT4 HP 2019

Nr.	In Day Time	In Time	Out Time	Pit Time	T. Pit Time	Handicap	Penalty
1	12:25:25.050	12:25:25.050	12:34:13.964	8:48.914	8:48.914		
2	12:51:44.665	12:51:44.665	12:53:44.542	1:59.877	10:48.791		

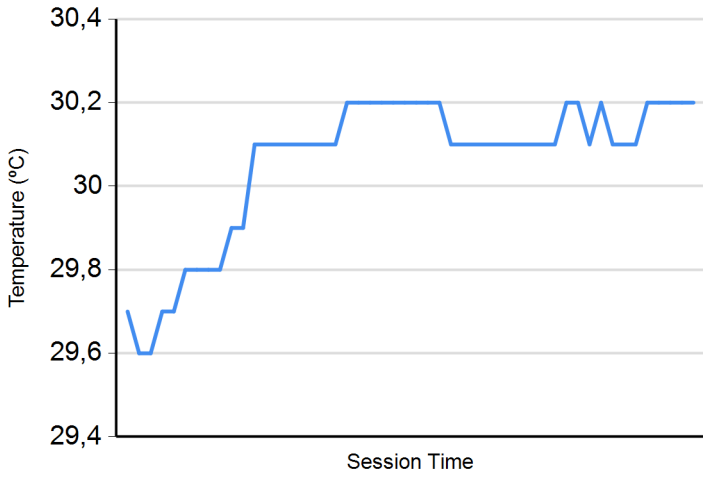




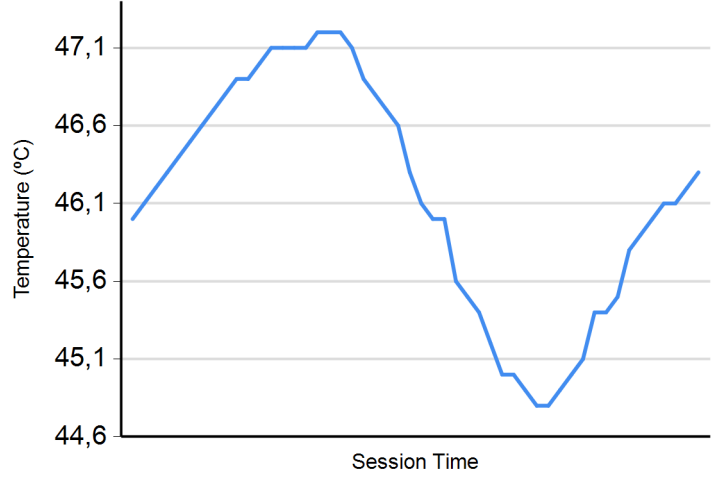
**Hungaroring**  
**GT Cup Open Europe**  
**Free Practice - 1**  
**Weather Report**



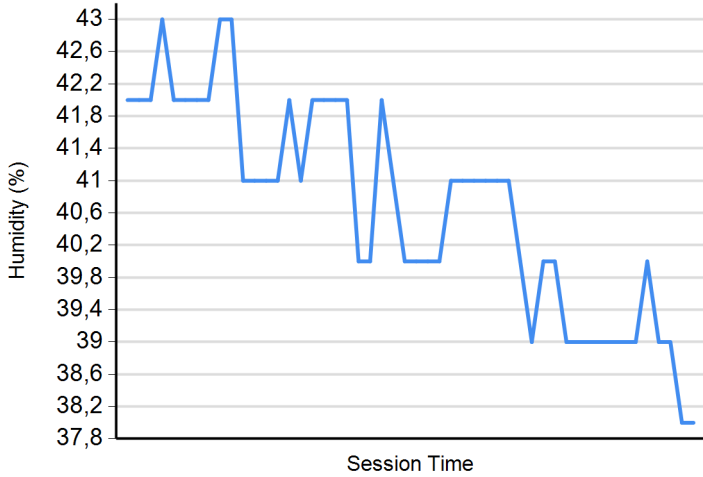
**Air Temperature**



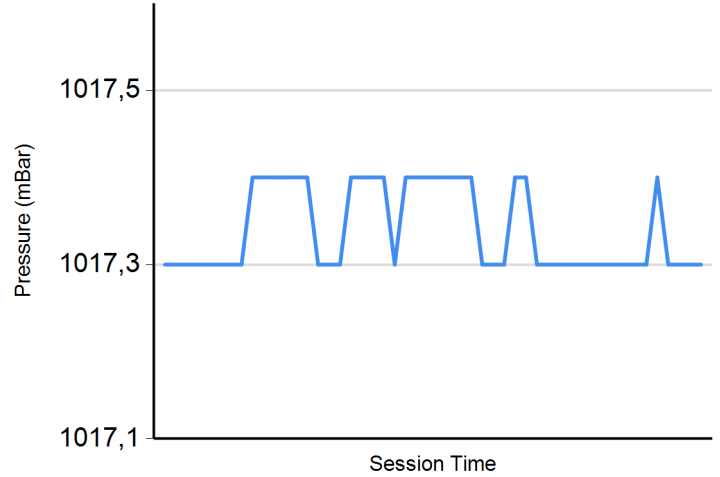
**Track Temperature**



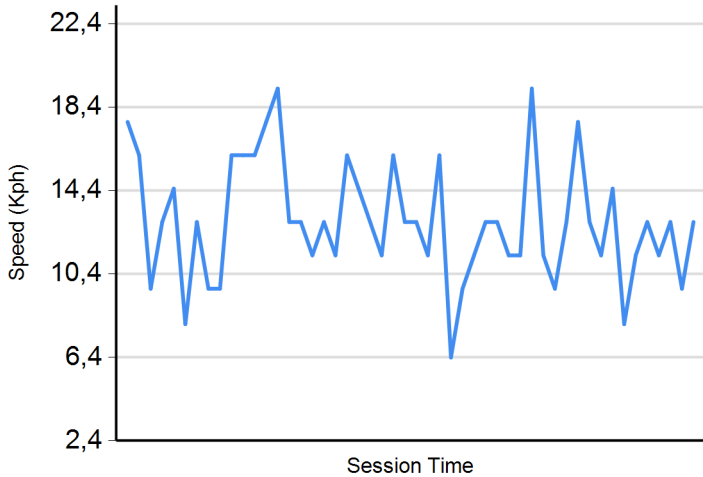
**Humidity**



**Pressure**



**Wind Speed**



**Wind direction**

North = 0°/360° Est = 90° South = 180° West = 270°

