


Hungaroring
GT Cup Open Europe
Private test - 2
Provisional Results



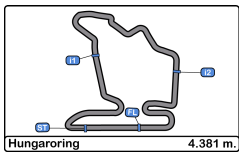
Cls	Nº	Entrant/Team	Nat	Driver 1	Nat	Driver 2	Nat	Vehicle	Cat	Cls	Laps	Best	Time	Gap	Interval	Km/h
1	51	Ombra Racing	ITA	Aldo Festante	ITA			Porsche 911 GT3 Cup 2018	PROAM	1	24	16	1:49.578			143.9
2	22	PZ Oberer Zürichsee by TFT	CHE	Niki Leutwiler	CHE	Vicent Beltoise	FRA	Porsche 911 Cup MY 2018	PROAM	2	26	23	1:50.356	0.778	0.778	142.9
3	99	Sports and You	PRT	Antonio Coimbra	PRT	Luis Silva	PRT	Mercedes AMG GT4 HP 2019	AM	1	22	11	1:51.446	1.868	1.090	141.5
4	10	Baporo Motorsport	ESP	Daniel Díaz-Varela	ESP	Manel Cerqueda	AND	Audi R8 LMS	AM	2	29	28	1:51.956	2.378	0.510	140.8
5	13	Baporo Motorsport	ESP	Jaume Font	ESP			Porsche 991 Cup MY 2018	AM	3	23	19	1:52.172	2.594	0.216	140.6
6	77	Team Virage	HUN	Robert Hefler	HUN	Philippe Valenza	ESP	Aston Martin Vantage	PROAM	3	23	15	1:52.308	2.730	0.136	140.4
7	88	Team Virage	POL	Stephane Adler	FRA	Michael Blanchemain	FRA	Aston Martin Vantage	AM	4	25	14	1:56.580	7.002	4.272	135.2

Published at:.....

Track Temp: 37.1 °C Air Temp: 27.3 °C Humidity: 51 % Track Status: DRY

Stewards:	Race Director:	Timekeeper: 
------------------	-----------------------	--






Hungaroring
GT Cup Open Europe
Private test - 2
Provisional Results by Class



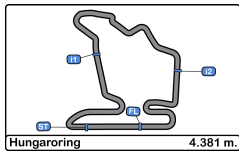
Cls	Nº	Entrant/Team	Nat	Driver 1	Nat	Driver 2	Nat	Vehicle	Cat	Cls	Laps	Best	Time	Gap	Interval	Km/h
PROAM																
1	51	Ombra Racing	ITA	Aldo Festante	ITA			Porsche 911 GT3 Cup 2018	PROAM	1	24	16	1:49.578			143.9
2	22	PZ Oberer Zürichsee by TFT	CHE	Niki Leutwiler	CHE	Vicent Beltoise	FRA	Porsche 911 Cup MY 2018	PROAM	2	26	23	1:50.356	0.778	0.778	142.9
3	77	Team Virage	HUN	Robert Hefler	HUN	Philippe Valenza	ESP	Aston Martin Vantage	PROAM	3	23	15	1:52.308	2.730	1.952	140.4
AM																
1	99	Sports and You	PRT	Antonio Coimbra	PRT	Luis Silva	PRT	Mercedes AMG GT4 HP 2019	AM	1	22	11	1:51.446			141.5
2	10	Baporo Motorsport	ESP	Daniel Díaz-Varela	ESP	Manel Cerqueda	AND	Audi R8 LMS	AM	2	29	28	1:51.956	0.510	0.510	140.8
3	13	Baporo Motorsport	ESP	Jaume Font	ESP			Porsche 991 Cup MY 2018	AM	3	23	19	1:52.172	0.726	0.216	140.6
4	88	Team Virage	FRA	Stephane Adler	FRA	Michael Blanchemain	FRA	Aston Martin Vantage	AM	4	25	14	1:56.580	5.134	4.408	135.2

Published at:.....

Track Temp: 37.1 °C Air Temp: 27.3 °C Humidity: 51 % Track Status: DRY

Stewards:	Race Director:	Timekeeper: 
------------------	-----------------------	--





Hungaroring
GT Cup Open Europe
Private test - 2
Lap Analysis



10

1 Daniel Díaz-Varela

Audi R8 LMS

13

1 Jaume Font

Porsche 991 Cup MY 2018

AM

2 Manel Cerqueda

Baporo Motorsport

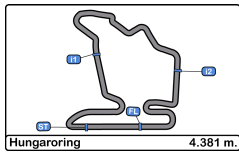
AM

2

Baporo Motorsport

Lap	D	Time	Sector 1	Sector 2	Sector 3	T. Spd	Elapsed	Lap	D	Time	Sector 1	Sector 2	Sector 3	T. Spd	Elapsed
1		9:03:11.275	9:01:32.120	58.024	41.131		9:03:11.275	1		9:03:09.193	9:01:35.847	54.584	38.762		9:03:09.193
2		2:01.693	44.829	44.632	32.232	179.7	9:05:12.968	2		1:59.044	43.187	43.673	32.184	207.6	9:05:08.237
3		1:54.466	40.315	42.681	31.470	222.6	9:07:07.434	3		1:55.475	40.249	43.328	31.898	216.4	9:07:03.712
4		1:53.937	40.038	42.313	31.586	223.1	9:09:01.371	4		1:53.675	40.189	41.981	31.505	218.1	9:08:57.387
5		1:53.166	39.782	42.162	31.222	223.6	9:10:54.537	5		1:53.704	40.083	42.144	31.477	218.1	9:10:51.091
6		1:53.187	39.698	42.092	31.397	223.6	9:12:47.724	6		2:06.308 P	40.121	43.421	42.766	218.6	9:12:57.399
7		1:53.291	39.858	42.060	31.373	223.1	9:14:41.015	7		3:23.650	2:09.825	42.246	31.579		9:16:21.049
8		1:53.453	39.882	42.157	31.414	223.1	9:16:34.468	8		1:53.640	39.984	42.163	31.493	219.5	9:18:14.689
9		1:58.617 P	39.991	42.486	36.140	223.6	9:18:33.085	9		1:53.264	39.828	42.024	31.412	219.0	9:20:07.953
10		3:37.831	2:24.070	42.211	31.550		9:22:10.916	10		1:53.236	39.869	41.983	31.384	218.6	9:22:01.189
11		1:53.033	39.747	42.105	31.181	222.6	9:24:03.949	11		1:53.003	39.674	41.974	31.355	219.0	9:23:54.192
12		1:53.277	39.564	42.242	31.471	223.6	9:25:57.226	12		2:12.478 P	40.006	47.194	45.278	219.0	9:26:06.670
13		1:54.607	39.699	42.569	32.339	222.6	9:27:51.833	13		3:04.732 P	1:40.995	44.720	39.017		9:29:11.402
14		1:53.305	39.796	41.941	31.568	225.0	9:29:45.138	14		4:39.655	3:12.623	51.052	35.980		9:33:51.057
15		1:52.976	39.720	41.959	31.297	223.1	9:31:38.114	15		1:57.662	41.103	44.018	32.541	216.4	9:35:48.719
16		2:01.942 P	40.650	43.942	37.350	222.6	9:33:40.056	16		1:52.793	39.909	41.745	31.139	219.0	9:37:41.512
17		2:59.312	1:42.738	44.907	31.667		9:36:39.368	17		1:52.427	39.566	41.666	31.195	218.6	9:39:33.939
18		1:52.735	39.687	41.938	31.110	223.6	9:38:32.103	18		1:52.236	39.542	41.583	31.111	219.0	9:41:26.175
19		1:53.434	39.619	42.075	31.740	224.5	9:40:25.537	19		1:52.172	39.521	41.495	31.156	219.5	9:43:18.347
20		1:59.811 P	39.803	42.388	37.620	224.5	9:42:25.348	20		1:52.721	39.853	41.583	31.285	220.4	9:45:11.068
21		4:20.061	3:02.518	44.748	32.795		9:46:45.409	21		2:03.442 P	41.598	44.074	37.770	219.0	9:47:14.510
22		1:53.469	39.777	42.168	31.524	224.0	9:48:38.878	22		4:03.956	2:50.150	42.327	31.479		9:51:18.466
23		1:52.721	39.668	41.436	31.617	224.0	9:50:31.599	23		2:04.387 P	39.843	43.711	40.833	219.5	9:53:22.853
24		2:00.493	41.817	45.660	33.016	224.5	9:52:32.092	22							
25		1:52.488	39.586	41.602	31.300	224.5	9:54:24.580	1 Niki Leutwiler							
26		1:52.731	39.497	41.753	31.481	225.0	9:56:17.311	PZ Oberer Zürichsee by TFT							
27		1:52.479	39.584	41.567	31.328	225.4	9:58:09.790	PROAM 2 Vicent Beltoise							
28		1:51.956	39.304	41.332	31.320	225.0	10:00:01.746	Lap D	Time	Sector 1	Sector 2	Sector 3	T. Spd	Elapsed	
29		2:02.980 P	39.511	44.151	39.318	225.4	10:02:04.726	1	9:02:41.889	9:01:13.505	52.273	36.111		9:02:41.889	
								2	2:02.998	43.215	46.964	32.819	208.0	9:04:44.887	
								3	1:57.810	41.543	44.264	32.003	218.1	9:06:42.697	
								4	1:55.043	40.870	42.865	31.308	219.5	9:08:37.740	
								5	2:08.613 P	42.876	45.178	40.559	220.8	9:10:46.353	
								6	5:16.029	4:02.064	42.511	31.454		9:16:02.382	
								7	1:53.372	40.075	42.219	31.078	221.3	9:17:55.754	
								8	1:53.201	40.028	42.137	31.036	220.4	9:19:48.955	
								9	1:52.971	39.673	41.953	31.345	222.2	9:21:41.926	
								10	2:02.934 P	40.453	45.038	37.443	220.8	9:23:44.860	
								11	5:00.390	3:44.159	44.141	32.090		9:28:45.250	
								12	1:54.454	40.289	42.108	32.057	220.8	9:30:39.704	
								13	1:53.628	40.167	41.799	31.662	221.3	9:32:33.332	
								14	1:53.656	39.932	42.021	31.703	220.8	9:34:26.988	
								15	2:00.423 P	40.311	42.660	37.452	220.8	9:36:27.411	
								16	4:48.768	3:28.065	45.494	35.209		9:41:16.179	
								17	1:53.378	40.542	42.010	30.826	218.6	9:43:09.557	
								18	1:50.940	39.236	40.934	30.770	222.6	9:45:00.497	
								19	1:50.431	39.165	40.546	30.720	221.7	9:46:50.928	
								20	1:56.872 P	39.254	42.163	35.455	223.1	9:48:47.800	
								21	4:38.733	3:16.246	47.777	34.710		9:53:26.533	
								22	1:51.232	39.643	40.969	30.620	221.3	9:55:17.765	
								23	1:50.356	39.100	40.867	30.389	222.6	9:57:08.121	
								24	1:51.795	38.986	41.467	31.342	223.1	9:58:59.916	
								25	1:51.472	39.340	41.155	30.977	221.7	10:00:51.388	
								26	2:00.031 P	41.216	42.515	36.300	221.3	10:02:51.419	





Hungaroring

GT Cup Open Europe

Private test - 2

Lap Analysis



51

1 Aldo Festante

Porsche 911 GT3 Cup 2018

88

1 Stephane Adler

Aston Martin Vantage

PROAM

2

Ombra Racing

AM

2 Michael Blanchemain

Team Virage

Lap	D	Time	Sector 1	Sector 2	Sector 3	T. Spd	Elapsed	Lap	D	Time	Sector 1	Sector 2	Sector 3	T. Spd	Elapsed
1		9:03:29.884	9:02:12.455	45.035	32.394		9:03:29.884	1		9:03:12.196	9:01:43.438	51.273	37.485		9:03:12.196
2		1:51.160	39.582	40.865	30.713	218.1	9:05:21.044	2		2:04.472	45.306	45.794	33.372	175.0	9:05:16.668
3		1:55.331	39.203	43.313	32.815	221.3	9:07:16.375	3		2:02.708	41.631	45.016	36.061	222.6	9:07:19.376
4		1:50.731	39.504	40.520	30.707	218.6	9:09:07.106	4		1:59.239	41.726	44.349	33.164	221.7	9:09:18.615
5		1:50.093	39.168	40.393	30.532	220.8	9:10:57.199	5		1:57.829	41.270	43.676	32.883	221.3	9:11:16.444
6		1:58.639 P	39.068	40.717	38.854	221.3	9:12:55.838	6		1:57.149	41.177	43.256	32.716	220.8	9:13:13.593
7		4:31.974	3:17.452	42.664	31.858		9:17:27.812	7		1:57.787	41.207	43.484	33.096	222.2	9:15:11.380
8		1:50.348	39.064	40.747	30.537	219.9	9:19:18.160	8		1:56.705	41.031	42.861	32.813	221.7	9:17:08.085
9		1:58.391	38.980	46.687	32.724	221.3	9:21:16.551	9		1:57.050	40.838	43.379	32.833	221.3	9:19:05.135
10		1:50.376	39.111	40.543	30.722	220.4	9:23:06.927	10		2:25.052 P	41.274	1:04.282	39.496	221.3	9:21:30.187
11		2:04.351 P	42.411	43.273	38.667	222.2	9:25:11.278	11		4:24.254	3:06.251	44.674	33.329		9:25:54.441
12		7:26.847	6:05.854	48.407	32.586		9:32:38.125	12		1:57.139	41.091	43.333	32.715	220.8	9:27:51.580
13		1:57.047	41.099	42.780	33.168	219.0	9:34:35.172	13		1:57.058	41.157	43.246	32.655	222.6	9:29:48.638
14		1:49.873	38.992	40.425	30.456	220.4	9:36:25.045	14		1:56.580	40.591	43.214	32.775	220.8	9:31:45.218
15		1:52.678	38.824	41.398	32.456	221.7	9:38:17.723	15		1:57.111	41.003	43.237	32.871	220.8	9:33:42.329
16		1:49.578	38.909	40.122	30.547	220.8	9:40:07.301	16		2:02.122 P	40.791	43.699	37.632	221.7	9:35:44.451
17		2:17.195	44.901	52.365	39.929	220.8	9:42:24.496	17		4:31.661	3:10.053	49.092	32.516		9:40:16.112
18		1:50.354	39.190	40.581	30.583	220.8	9:44:14.850	18		1:58.550	40.836	45.528	32.186	222.2	9:42:14.662
19		2:04.317 P	38.879	44.852	40.586	222.6	9:46:19.167	19		1:56.816	40.923	43.648	32.245	222.6	9:44:11.478
20		4:47.807	3:33.492	42.725	31.590		9:51:06.974	20		1:57.175	41.208	43.841	32.126	222.2	9:46:08.653
21		1:50.186	38.994	40.634	30.558	220.4	9:52:57.160	21		1:57.045	40.925	43.623	32.497	222.2	9:48:05.698
22		1:54.880	39.061	41.695	34.124	221.7	9:54:52.040	22		1:57.948	41.588	44.133	32.227	220.4	9:50:03.646
23		1:51.022	39.318	40.906	30.798	220.4	9:56:43.062	23		1:57.306	40.953	43.674	32.679	221.3	9:52:00.952
24		2:02.214 P	39.437	42.518	40.259	221.7	9:58:45.276	24		1:56.798	40.739	43.633	32.426	220.8	9:53:57.750
								25		2:15.294 P	42.624	47.970	44.700	222.2	9:56:13.044

77

1 Robert Hefler

Aston Martin Vantage

99

1 Antonio Coimbra

Mercedes AMG GT4 HP 2019

PROAM

2 Philippe Valenza

Team Virage

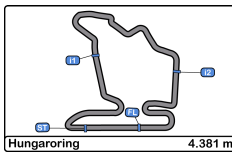
AM

2 Luis Silva

Sports and You

Lap	D	Time	Sector 1	Sector 2	Sector 3	T. Spd	Elapsed	Lap	D	Time	Sector 1	Sector 2	Sector 3	T. Spd	Elapsed
1		9:07:17.993	9:05:29.973	1:03.217	44.803		9:07:17.993	1		9:02:07.323	9:00:46.098	47.931	33.294		9:02:07.323
2		2:27.218	53.984	54.030	39.204	159.7	9:09:45.211	2		1:55.805	41.075	43.320	31.410	221.7	9:04:03.128
3		2:25.209	53.374	53.890	37.945	121.7	9:12:10.420	3		1:53.940	40.267	42.460	31.213	224.5	9:05:57.068
4		2:20.785	51.118	53.732	35.935	134.1	9:14:31.205	4		1:53.242	39.890	42.158	31.194	225.0	9:07:50.310
5		2:28.996 P	48.799	54.740	45.457	217.3	9:17:00.201	5		1:53.401	39.864	42.044	31.493	224.5	9:09:43.711
6		4:07.993	2:47.631	47.404	32.958		9:21:08.194	6		1:52.698	39.698	41.910	31.090	225.4	9:11:36.409
7		1:56.210	40.850	43.184	32.176	221.7	9:23:04.404	7		1:51.883	39.425	41.446	31.012	225.0	9:13:28.292
8		1:55.221	40.731	42.714	31.776	223.1	9:24:59.625	8		1:51.670	39.312	41.412	30.946	226.4	9:15:19.962
9		1:54.637	40.300	42.359	31.978	223.1	9:26:54.262	9		1:57.384 P	39.641	42.199	35.544	225.9	9:17:17.346
10		2:01.128 P	40.507	42.539	38.082	222.2	9:28:55.390	10		7:24.624	6:11.120	42.378	31.126		9:24:41.970
11		7:21.637	6:00.728	47.638	33.271		9:36:17.027	11		1:51.446	39.473	41.194	30.779	225.4	9:26:33.416
12		2:01.791	41.336	46.720	33.735	220.8	9:38:18.818	12		1:51.877	39.313	41.607	30.957	225.4	9:28:25.293
13		1:55.748	40.477	43.381	31.890	221.7	9:40:14.566	13		1:56.672 P	39.740	41.344	35.588	225.4	9:30:21.965
14		1:52.599	39.871	41.606	31.122	223.1	9:42:07.165	14		6:35.173	5:14.442	46.635	34.096		9:36:57.138
15		1:52.308	39.465	41.662	31.181	222.6	9:43:59.473	15		2:03.288	42.509	47.319	33.460	219.9	9:39:00.426
16		1:52.578	39.697	41.719	31.162	223.1	9:45:52.051	16		1:58.996	41.603	44.867	32.526	222.2	9:40:59.422
17		2:01.964 P	39.520	42.877	39.567	223.6	9:47:54.015	17		1:56.709	41.051	43.380	32.278	220.8	9:42:56.131
18		5:23.497	4:08.116	43.100	32.281		9:53:17.512	18		1:56.030	40.540	43.584	31.906	223.6	9:44:52.161
19		1:54.820	40.948	41.973	31.899	220.8	9:55:12.332	19		1:54.896	40.423	42.802	31.671	225.0	9:46:47.057
20		1:53.559	40.417	41.638	31.504	221.3	9:57:05.891	20		2:09.765 P	40.259	47.047	42.459	223.6	9:48:56.822
21		1:56.154	39.867	44.559	31.728	222.2	9:59:02.045	21		3:42.009	2:19.368	46.614	36.027		9:52:38.831
22		1:54.072	40.109	41.971	31.992	223.6	10:00:56.117	22		2:08.370 P	42.032	48.445	37.893	223.6	9:54:47.201
23		2:13.900 P	49.958	46.159	37.783	221.7	10:03:10.017								



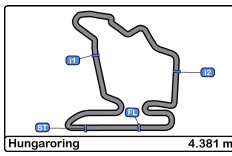


Hungaroring
 GT Cup Open Europe
 Private test - 2
Best Sectors Results



Sector - 1				Sector - 2				Sector - 3				Ideal Lap vs Best Lap				
Clas	Nº	Driver	Time	Nº	Driver	Time	Nº	Driver	Time	Clas	Nº	Driver	Ideal Lap	Best Lap	Clas	
1	51	Aldo Festante	38.824	51	Aldo Festante	40.122	22	Leutwiler - Beltoise	30.389	1	51	Aldo Festante	1:49.402	1:49.578	1	
2	22	Leutwiler - Beltoise	38.986	22	Leutwiler - Beltoise	40.546	51	Aldo Festante	30.456	2	22	Leutwiler - Beltoise	1:49.921	1:50.356	2	
3	10	Díaz-Varela - Cerqueda	39.304	99	Coimbra - Silva	41.194	99	Coimbra - Silva	30.779	3	99	Coimbra - Silva	1:51.285	1:51.446	3	
4	99	Coimbra - Silva	39.312	10	Díaz-Varela - Cerqueda	41.332	10	Díaz-Varela - Cerqueda	31.110	4	10	Díaz-Varela - Cerqueda	1:51.746	1:51.956	4	
5	77	Hefler - Valenza	39.465	13	Jaume Font	41.495	13	Jaume Font	31.111	5	13	Jaume Font	1:52.127	1:52.172	5	
6	13	Jaume Font	39.521	77	Hefler - Valenza	41.606	77	Hefler - Valenza	31.122	6	77	Hefler - Valenza	1:52.193	1:52.308	6	
7	88	Adler - Blanchemain	40.591	88	Adler - Blanchemain	42.861	88	Adler - Blanchemain	32.126	7	88	Adler - Blanchemain	1:55.578	1:56.580	7	



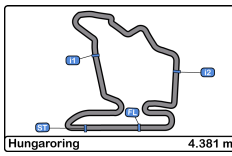


Hungaroring
GT Cup Open Europe
Private test - 2
Best 5 Lap Times



Cl	Nº	Entrant/Team	Nat	Driver 1	Nat	Status	Driver 2	Nat	Status	Vehicle	Cat	Cl	Best 1		Best 2		Best 3		Best 4		Best 5	
													Time	Lap	Time	Lap	Time	Lap	Time	Lap	Time	Lap
1	51	Ombra Racing	ITA	Aldo Festante	ITA					Porsche 911 GT3 Cup 2018	PROAM	1	1:49.578	16	1:49.873	14	1:50.093	5	1:50.186	21	1:50.348	8
2	22	PZ Oberer Zürichsee by TFT	CHE	Niki Leutwiler	CHE		Vicent Beltoise	FRA		Porsche 911 Cup MY 2018	PROAM	2	1:50.356	23	1:50.431	19	1:50.940	18	1:51.232	22	1:51.472	25
3	99	Sports and You	PRT	Antonio Coimbra	PRT		Luis Silva	PRT		Mercedes AMG GT4 HP 2019	AM	1	1:51.446	11	1:51.670	8	1:51.877	12	1:51.883	7	1:52.698	6
4	10	Baporo Motorsport	ESP	Daniel Díaz-Varela	ESP		Manel Cerqueda	AND		Audi R8 LMS	AM	2	1:51.956	28	1:52.479	27	1:52.488	25	1:52.721	23	1:52.731	26
5	13	Baporo Motorsport	ESP	Jaume Font	ESP					Porsche 991 Cup MY 2018	AM	3	1:52.172	19	1:52.236	18	1:52.427	17	1:52.721	20	1:52.793	16
6	77	Team Virage	POL	Robert Hefler	HUN		Philippe Valenza	ESP		Aston Martin Vantage	PROAM	3	1:52.308	15	1:52.578	16	1:52.599	14	1:53.559	20	1:54.072	22
7	88	Team Virage	POL	Stephane Adler	FRA		Michael Blanchemain	FRA		Aston Martin Vantage	AM	4	1:56.580	14	1:56.705	8	1:56.798	24	1:56.816	19	1:57.045	21



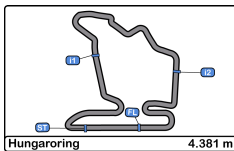


Hungaroring
GT Cup Open Europe
Private test - 2
Best 5 Top Speeds



Cl	N°	Entrant/Team	Nat	Driver 1	Nat	Driver 2	Nat	Vehicle	Cat	Cl	Top 1		Top 2		Top 3		Top 4		Top 5		Avg
											Km/h	Lap	Km/h	Lap	Km/h	Lap	Km/h	Lap	Km/h	Lap	
1	99	Sports and You		Antonio Coimbra		Luis Silva		Mercedes AMG GT4 HP 2019	AM	1	226.4	8	225.9	9	225.4	6	225.4	11	225.4	12	225.7
2	10	Baporo Motorsport		Daniel Diaz-Varela		Manel Cerqueda		Audi R8 LMS	AM	2	225.4	27	225.4	29	225.0	14	225.0	26	225.0	28	225.1
3	77	Team Virage		Robert Hefler		Philippe Valenza		Aston Martin Vantage	PROAM	1	223.6	17	223.6	22	223.1	8	223.1	9	223.1	14	223.3
4	22	PZ Oberer Zürichsee by TFT		Niki Leutwiler		Vicent Beltoise		Porsche 911 Cup MY 2018	PROAM	2	223.1	20	223.1	24	222.6	18	222.6	23	222.2	9	222.7
5	51	Ombra Racing		Aldo Festante				Porsche 911 GT3 Cup 2018	PROAM	3	222.6	19	222.2	11	221.7	15	221.7	22	221.7	24	222.0
6	88	Team Virage		Stephane Adler		Michael Blanchemain		Aston Martin Vantage	AM	3	222.6	3	222.6	13	222.6	19	222.2	7	222.2	18	222.4
7	13	Baporo Motorsport		Jaume Font				Porsche 991 Cup MY 2018	AM	4	220.4	20	219.5	8	219.5	19	219.5	23	219.0	9	219.6



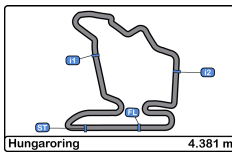


Hungaroring
GT Cup Open Europe
Private test - 2
Fastest Laps Sequence



Lap	Time of Day	Session Time	Nº	Entrant/Team	Nat	Driver 1	Nat	Driver 2	Nat	Vehicle	Cat	Time	Km/h
2	9:04:03.128	4:03.128	99	Sports and You		Antonio Coimbra		Luis Silva		Mercedes AMG GT4 HP 2019	AM	1:55.805	136.1
2	9:05:21.044	5:21.044	51	Ombra Racing		Aldo Festante				Porsche 911 GT3 Cup 2018	PROAM	1:51.160	141.8
4	9:09:07.106	9:07.106	51	Ombra Racing		Aldo Festante				Porsche 911 GT3 Cup 2018	PROAM	1:50.731	142.4
5	9:10:57.199	10:57.199	51	Ombra Racing		Aldo Festante				Porsche 911 GT3 Cup 2018	PROAM	1:50.093	143.2
14	9:36:25.045	36:25.045	51	Ombra Racing		Aldo Festante				Porsche 911 GT3 Cup 2018	PROAM	1:49.873	143.5
16	9:40:07.301	40:07.301	51	Ombra Racing		Aldo Festante				Porsche 911 GT3 Cup 2018	PROAM	1:49.578	143.9





Hungaroring
GT Cup Open Europe

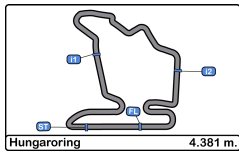
Private test - 2

Event Best Maximum Speed



Nº	Entrant/Team	Nat	Driver 1	Nat	Driver 2	Nat	Vehicle	Cat	Km/h	Session
26	NM Racing Team		Albert Estragues				Transam Euro 2018	AM	228.3	Private test - 1
99	Sports and You		Antonio Coimbra		Luis Silva		Mercedes AMG GT4 HP 2019	AM	227.3	Private test - 1
10	Baporo Motorsport		Daniel Díaz-Varela		Manel Cerqueda		Audi R8 LMS	AM	225.9	Private test - 1
77	Team Virage		Robert Hefler		Philippe Valenza		Aston Martin Vantage	PROAM	223.6	Private test - 2
22	PZ Oberer Zürichsee by TFT		Niki Leutwiler		Vicent Beltoise		Porsche 911 Cup MY 2018	PROAM	223.1	Private test - 2
88	Team Virage		Stephane Adler		Michael Blanchemain		Aston Martin Vantage	AM	222.6	Private test - 2
51	Ombra Racing		Aldo Festante				Porsche 911 GT3 Cup 2018	PROAM	222.6	Private test - 2
13	Baporo Motorsport		Jaume Font				Porsche 991 Cup MY 2018	AM	222.2	Private test - 1





Hungaroring
GT Cup Open Europe
Private test - 2
Pit Stop Analysis



10

Daniel Diaz-Varela AM Baporo Motorsport

Manel Cerqueda Audi R8 LMS

Nr.	In Day Time	In Time	Out Time	Pit Time	T. Pit Time	Handicap	Penalty
1	9:18:30.586	9:18:30.586	9:20:18.270	1:47.684	1:47.684		
2	9:33:37.584	9:33:37.584	9:34:41.773	1:04.189	2:51.873		
3	9:42:22.934	9:42:22.934	9:44:48.340	2:25.406	5:17.279		

13

Jaume Font AM Baporo Motorsport

Porsche 991 Cup MY 2018

Nr.	In Day Time	In Time	Out Time	Pit Time	T. Pit Time	Handicap	Penalty
1	9:12:54.803	9:12:54.803	9:14:27.822	1:33.019	1:33.019		
2	9:26:04.233	9:26:04.233	9:27:09.505	1:05.272	2:38.291		
3	9:29:08.616	9:29:08.616	9:31:39.159	2:30.543	5:08.834		
4	9:47:12.153	9:47:12.153	9:49:23.769	2:11.616	7:20.450		

22

Niki Leutwiler PROAM PZ Oberer Zürichsee by TFT

Vicent Beltoise Porsche 911 Cup MY 2018

Nr.	In Day Time	In Time	Out Time	Pit Time	T. Pit Time	Handicap	Penalty
1	9:10:43.803	9:10:43.803	9:14:09.844	3:26.041	3:26.041		
2	9:23:42.179	9:23:42.179	9:26:46.534	3:04.355	6:30.396		
3	9:36:24.620	9:36:24.620	9:39:13.066	2:48.446	9:18.842		
4	9:48:45.149	9:48:45.149	9:51:24.017	2:38.868	11:57.710		

51

Aldo Festante PROAM Ombra Racing

Porsche 911 GT3 Cup 2018

Nr.	In Day Time	In Time	Out Time	Pit Time	T. Pit Time	Handicap	Penalty
1	9:12:53.288	9:12:53.288	9:15:33.602	2:40.314	2:40.314		
2	9:25:08.519	9:25:08.519	9:30:32.427	5:23.908	8:04.222		
3	9:46:16.288	9:46:16.288	9:49:13.826	2:57.538	11:01.760		

77

Robert Hefler PROAM Team Virage

Philippe Valenza Aston Martin Vantage

Nr.	In Day Time	In Time	Out Time	Pit Time	T. Pit Time	Handicap	Penalty
1	9:16:57.670	9:16:57.670	9:19:01.013	2:03.343	2:03.343		
2	9:28:52.875	9:28:52.875	9:34:06.372	5:13.497	7:16.840		
3	9:47:51.462	9:47:51.462	9:51:19.943	3:28.481	10:45.321		

88

Stephane Adler AM Team Virage

Michael Blanchemain Aston Martin Vantage

Nr.	In Day Time	In Time	Out Time	Pit Time	T. Pit Time	Handicap	Penalty
1	9:21:27.669	9:21:27.669	9:23:54.513	2:26.844	2:26.844		
2	9:35:41.962	9:35:41.962	9:38:12.693	2:30.731	4:57.575		

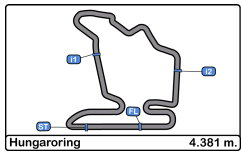
99

Antonio Coimbra AM Sports and You

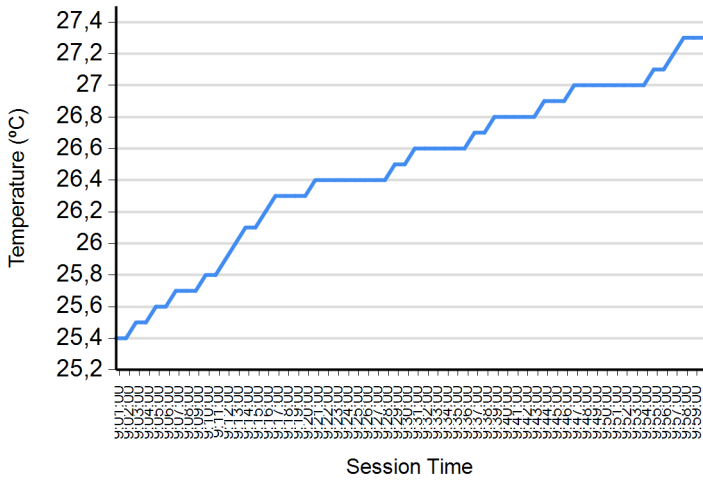
Luis Silva Mercedes AMG GT4 HP 2019

Nr.	In Day Time	In Time	Out Time	Pit Time	T. Pit Time	Handicap	Penalty
1	9:17:14.438	9:17:14.438	9:22:50.478	5:36.040	5:36.040		
2	9:30:19.059	9:30:19.059	9:34:54.119	4:35.060	10:11.100		
3	9:48:53.832	9:48:53.832	9:50:30.728	1:36.896	11:47.996		

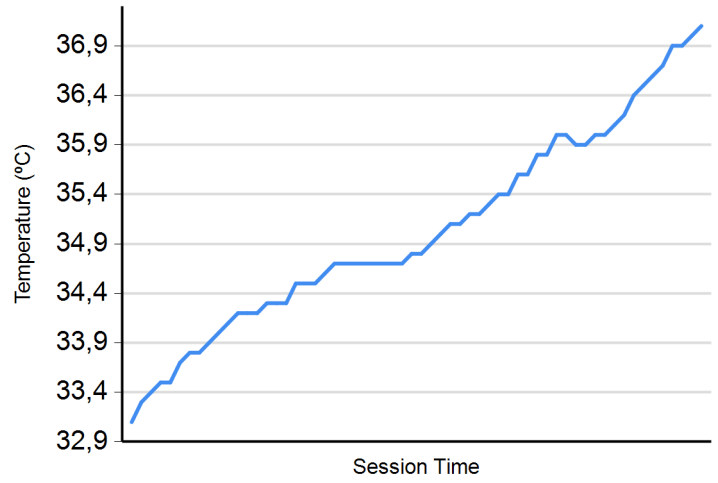




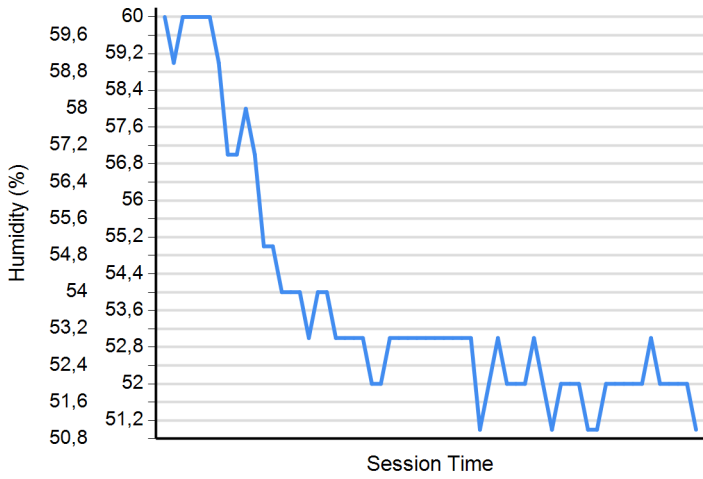
Air Temperature



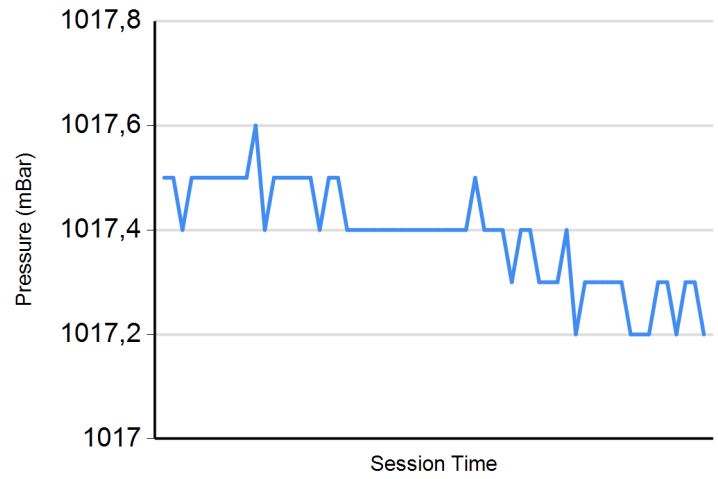
Track Temperature



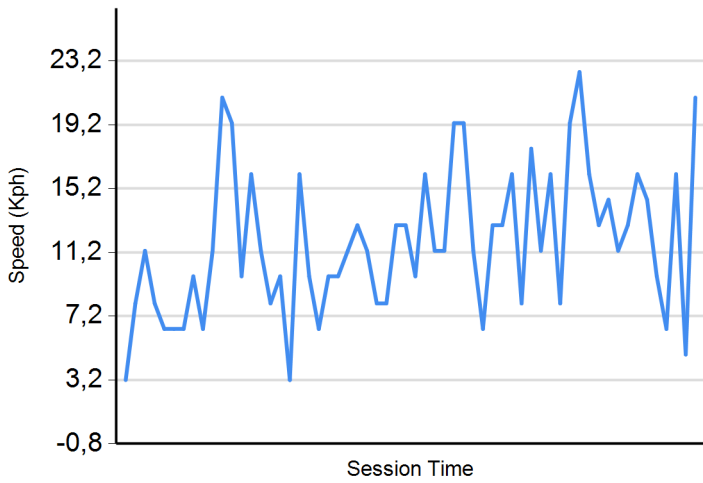
Humidity



Pressure

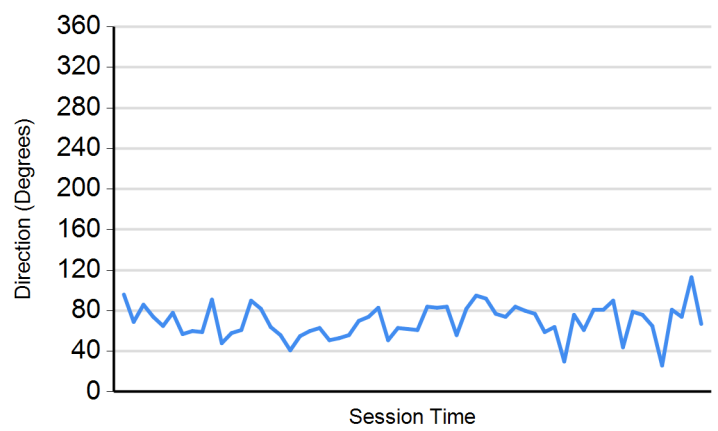


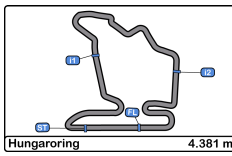
Wind Speed



Wind direction

North = 0°/360° Est = 90° South = 180° West = 270°





Hungaroring
International GT Open
Private test 1 - 2
Results



Cls	Nº	Entrant/Team	Nat	Driver 1	Nat	Driver 2	Nat	Vehicle	Cat	Cls	Laps	Private test - 1	Private test - 2	Best	Gap	Interval	Km/h
1	16	Teo Martin Motorsport	ESP	Marcelo Hahn	BRA	Allam Khodair	BRA	McLaren 720 s	PROAM	1	37	1:45.226	13	1:43.430			152.4
2	47	HTP - Winward Motorsport	DEU	Markus Sattler	DEU	Nico Bastian	DEU	Mercedes AMG GT3 EVO	PROAM	2	51	1:44.147	26	1:43.571	0.141	0.141	152.2
3	17	AF Corse APM Monaco	ITA	Louis Prette	MCO	Vincent Abril	MCO	Ferrari 488 GT3	PRO	1	43	1:43.990	7	1:43.793	0.363	0.222	151.9
4	11	GetSpeed Performance	DEU	Fabian Schiller	DEU	"Max"	DEU	Mercedes AMG GT3 - 2018	PROAM	3	43	1:44.189	3	1:43.859	0.429	0.066	151.8
5	72	Optimum Motorsport	GBR	Nick Moss	GBR	James Pickford	GBR	McLaren 720 S GT3	PROAM	4	53	1:46.605	26	1:43.894	0.464	0.035	151.8
6	44	GetSpeed Performance	DEU	Florian Scholze	DEU	Jens Liebhauser	DEU	Mercedes AMG GT3 2020	AM	1	55	1:44.644	5	1:43.958	0.528	0.064	151.7
7	88	JP Motorsport	POL	Patryk Krupinski	POL	Christian Klien	AUT	Mercedes AMG GT3 - 2019	PROAM	5	47	1:44.164	14	1:44.055	0.625	0.097	151.5
8	77	Olimp Racing	POL	Marcin Jedlinski	POL	Mateusz Lisowski	POL	Mercedes AMG GT3 - 2019	PROAM	6	40	1:45.806	16	1:44.290	0.860	0.235	151.2
9	7	Optimum Motorsport	GBR	Brendan Iribe	USA	Ollie Millroy	GBR	McLaren 720 S GT3	PROAM	7	47	1:44.573	14	1:45.249	1.143	0.283	150.8
10	59	Teo Martin Motorsport	ESP	Miguel Ramos	PRT	Henrique Chaves	PRT	McLaren 720 s	PRO	2	45	1:45.002	12	1:44.705	1.275	0.132	150.6
11	34	TF Sport	GBR	Salih Yoluc	TUR	Charlie Eastwood	IRL	Aston Martin	PRO	3	50	1:45.663	6	1:44.982	1.552	0.277	150.2
12	26	Lazarus Racing	ITA	Fabrizio Crestani	ITA	Yannick Mettler	CHE	Bentley Continental GT3	PRO	4	45	1:45.284	4	1:45.616	1.854	0.302	149.8
13	28	Lazarus Racing	ITA	Stefano Coletti	MCO	Petru Razvan	ROU	Bentley Continental GT3	PRO	5	33	1:46.223	5	1:45.437	2.007	0.153	149.5
14	14	AKM Motorsport	SMR	Alexey Nesov	RUS			Mercedes AMG GT3 2017 EVO	AM	2	38	1:48.217	12	1:45.963	2.533	0.526	148.8
15	13	AKM Motorsport	SMR	Alexander Moiseev	RUS			Mercedes AMG GT3 2017 EVO	AM	3	36	1:47.856	8	1:46.743	3.313	0.780	147.7
16	48	AF Corse APM Monaco	ITA	Philippe Prette	MCO	Angelo Negro	ITA	Ferrari 488 GT3	AM	4	51	1:48.383	24	1:47.553	4.123	0.810	146.6
17	5	Olimp Racing	POL	Stanislav Jedlinski	POL			Mercedes AMG GT3 - 2019	AM	5	34	1:51.982	5	1:50.159	6.729	2.606	143.1

Published at:.....

Stewards:	Race Director:	Timekeeper:
------------------	-----------------------	--------------------

