


Hungaroring
GT Cup Open Europe
Private test - 1
Provisional Results



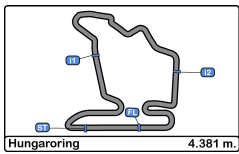
Cls	Nº	Entrant/Team	Nat	Driver 1	Nat	Driver 2	Nat	Vehicle	Cat	Cls	Laps	Best	Time	Gap	Interval	Km/h
1	51	Ombra Racing	ITA	Aldo Festante	ITA			Porsche 911 GT3 Cup 2018	PROAM	1	17	16	1:50.687			142.4
2	99	Sports and You	PRT	Antonio Coimbra	PRT	Luis Silva	PRT	Mercedes AMG GT4 HP 2019	AM	1	22	7	1:52.410	1.723	1.723	140.3
3	13	Baporo Motorsport	ESP	Jaume Font	ESP			Porsche 991 Cup MY 2018	AM	2	24	20	1:52.772	2.085	0.362	139.8
4	10	Baporo Motorsport	ESP	Daniel Díaz-Varela	ESP	Manel Cerqueda	AND	Audi R8 LMS	AM	3	25	15	1:52.880	2.193	0.108	139.7
5	26	NM Racing Team	ESP	Albert Estragues	ESP			Transam Euro 2018	AM	4	23	17	1:53.753	3.066	0.873	138.6
6	77	Team Virage	HUN	Robert Hefler	HUN	Philippe Valenza	ESP	Aston Martin Vantage	PROAM	2	24	18	1:56.018	5.331	2.265	135.9
7	88	Team Virage	FRA	Stephane Adler	FRA	Michael Blanchemain	FRA	Aston Martin Vantage	AM	5	11	10	2:02.117	11.430	6.099	129.1

Published at:.....

Track Temp: 44.0 °C Air Temp: 29.5 °C Humidity: 40 % Track Status: DRY

Stewards:	Race Director:	Timekeeper: 
------------------	-----------------------	--






Hungaroring
GT Cup Open Europe
Private test - 1
Provisional Results by Class



Cls	Nº	Entrant/Team	Nat	Driver 1	Nat	Driver 2	Nat	Vehicle	Cat	Cls	Laps	Best	Time	Gap	Interval	Km/h
PROAM																
1	51	Ombra Racing	ITA	Aldo Festante	ITA			Porsche 911 GT3 Cup 2018	PROAM	1	17	16	1:50.687			142.4
2	77	Team Virage	HUN	Robert Hefler	HUN	Philippe Valenza	ESP	Aston Martin Vantage	PROAM	2	24	18	1:56.018	5.331	5.331	135.9
AM																
1	99	Sports and You	PRT	Antonio Coimbra	PRT	Luis Silva	PRT	Mercedes AMG GT4 HP 2019	AM	1	22	7	1:52.410			140.3
2	13	Baporo Motorsport	ESP	Jaume Font	ESP			Porsche 991 Cup MY 2018	AM	2	24	20	1:52.772	0.362	0.362	139.8
3	10	Baporo Motorsport	ESP	Daniel Díaz-Varela	ESP	Manel Cerqueda	AND	Audi R8 LMS	AM	3	25	15	1:52.880	0.470	0.108	139.7
4	26	NM Racing Team	ESP	Albert Estragues	ESP			Transam Euro 2018	AM	4	23	17	1:53.753	1.343	0.873	138.6
5	88	Team Virage	FRA	Stephane Adler	FRA	Michael Blanchemain	FRA	Aston Martin Vantage	AM	5	11	10	2:02.117	9.707	8.364	129.1

Published at:.....

Track Temp: 44.0 °C Air Temp: 29.5 °C Humidity: 40 % Track Status: DRY

Stewards:	Race Director:	Timekeeper: 
------------------	-----------------------	--





Hungaroring
GT Cup Open Europe
 Private test - 1
Lap Analysis



10

1 Daniel Díaz-Varela

Audi R8 LMS

26

1 Albert Estragues

Transam Euro 2018

AM

2 Manel Cerqueda

Baporo Motorsport

AM

2

NM Racing Team

Lap	D	Time	Sector 1	Sector 2	Sector 3	T. Spd	Elapsed	Lap	D	Time	Sector 1	Sector 2	Sector 3	T. Spd	Elapsed
1	2	15:53:15.504	15:51:32.230	59.828	43.446		15:53:15.504	1	2	15:53:37.543	15:51:57.581	59.675	40.287		15:53:37.543
2	2	2:34.194	1:00.322	54.559	39.313	131.2	15:55:49.698	2		2:16.881	48.996	50.673	37.212	191.1	15:55:54.424
3	2	2:20.830	54.157	50.242	36.431	141.5	15:58:10.528	3		2:21.727	52.719	51.513	37.495	152.3	15:58:16.151
4	2	2:09.393	45.475	48.350	35.568	213.8	16:00:19.921	4		2:14.217	48.050	49.807	36.360	185.5	16:00:30.368
5	2	2:06.053	44.600	46.673	34.780	208.0	16:02:25.974	5		2:10.813	45.472	48.156	37.185	212.1	16:02:41.181
6	2	2:01.737	42.989	45.288	33.460	219.5	16:04:27.711	6		2:38.770 P	53.493	56.822	48.455	178.5	16:05:19.951
7	2	2:15.269 P	42.351	47.195	45.723	222.2	16:06:42.980	7		4:16.645	2:53.994	47.975	34.676		16:09:36.596
8	2	4:49.352	3:27.882	46.715	34.755		16:11:32.332	8		2:02.690	43.211	45.955	33.524	216.0	16:11:39.286
9	2	1:59.849	42.319	44.357	33.173	208.8	16:13:32.181	9		2:00.380	41.859	44.700	33.821	221.7	16:13:39.666
10	2	1:55.456	40.342	43.005	32.109	225.0	16:15:27.637	10		2:25.509 P	48.269	54.151	43.089	225.0	16:16:05.175
11	2	1:54.106	40.233	42.141	31.732	224.0	16:17:21.743	11		9:57.115	8:36.911	46.435	33.769		16:26:02.290
12	2	2:07.332 P	41.341	46.914	39.077	225.4	16:19:29.075	12		1:58.837	41.321	44.710	32.806	222.2	16:28:01.127
13	2	5:53.753	4:37.539	44.577	31.637		16:25:22.828	13		1:57.523	41.457	43.698	32.368	223.1	16:29:58.650
14	2	1:53.349	39.813	41.927	31.609	224.0	16:27:16.177	14		1:55.854	40.848	43.046	31.960	225.0	16:31:54.504
15	2	1:52.880	39.615	41.890	31.375	225.9	16:29:09.057	15		1:55.074	40.623	42.466	31.985	225.4	16:33:49.578
16	2	1:58.759 P	39.573	41.861	37.325	225.0	16:31:07.816	16		1:54.241	40.370	42.241	31.630	225.4	16:35:43.819
17	2	5:39.605	4:23.549	44.264	31.792		16:36:47.421	17		1:53.753	39.958	42.216	31.579	225.9	16:37:37.572
18	2	1:55.246	40.394	43.182	31.670	222.2	16:38:42.667	18		2:05.711 P	43.739	44.989	36.983	224.5	16:39:43.283
19	2	1:55.908	40.170	44.301	31.437	223.1	16:40:38.575	19		5:30.137	4:00.900	52.946	36.291		16:45:13.420
20	2	1:54.327	40.136	42.570	31.621	224.0	16:42:32.902	20		2:09.750	45.035	48.301	36.414	223.1	16:47:23.170
21	2	1:54.166	40.399	42.246	31.521	224.5	16:44:27.068	21		1:54.950	40.797	42.397	31.756	226.4	16:49:18.120
22	2	1:54.542	40.227	42.649	31.666	223.1	16:46:21.610	22		1:57.777	41.575	44.035	32.167	228.3	16:51:15.897
23	2	1:53.807	40.120	42.100	31.587	223.6	16:48:15.417	23		2:18.284 P	46.205	49.502	42.577	219.0	16:53:34.181
24	2	1:54.191	40.144	42.550	31.497	224.0	16:50:09.608								
25	2	2:19.308 P	55.223	47.299	36.786	175.0	16:52:28.916								

13

1 Jaume Font

Porsche 991 Cup MY 2018

51

1 Aldo Festante

Porsche 911 GT3 Cup 2018

AM

2

Baporo Motorsport

PROAM

2

Ombra Racing

Lap	D	Time	Sector 1	Sector 2	Sector 3	T. Spd	Elapsed	Lap	D	Time	Sector 1	Sector 2	Sector 3	T. Spd	Elapsed
1	1	15:53:03.200	15:51:36.571	51.190	35.439		15:53:03.200	1	2	16:14:58.847	16:13:43.930	43.223	31.694		16:14:58.847
2	1	1:57.808	41.695	43.896	32.217	216.8	15:55:01.008	2		1:53.129	39.963	41.732	31.434	219.9	16:16:51.976
3	1	1:57.666	40.539	45.384	31.743	218.6	15:56:58.674	3		1:57.308	41.612	42.765	32.931	220.4	16:18:49.284
4	1	1:53.781	40.273	42.049	31.459	219.0	15:58:52.455	4		1:52.717	40.018	41.588	31.111	219.9	16:20:42.001
5	1	1:53.616	40.013	42.088	31.515	220.4	16:00:46.071	5		1:53.385	39.860	41.512	32.013	220.8	16:22:35.386
6	1	1:53.290	39.926	41.839	31.525	219.5	16:02:39.361	6		1:52.403	39.691	41.661	31.051	220.8	16:24:27.789
7	1	2:06.636 P	43.065	42.319	41.252	219.0	16:04:45.997	7		2:02.556 P	40.389	42.624	39.543	220.8	16:26:30.345
8	1	5:05.310	3:50.093	42.571	32.646		16:09:51.307	8		6:07.986	4:48.513	45.543	33.930		16:32:38.331
9	1	1:53.499	39.937	42.069	31.493	219.0	16:11:44.806	9		1:54.715	41.074	42.417	31.224	216.8	16:34:33.046
10	1	1:54.022	39.841	42.045	32.136	219.9	16:13:38.828	10		1:51.730	39.298	40.844	31.588	220.4	16:36:24.776
11	1	1:59.310 P	40.022	43.037	36.251	221.3	16:15:38.138	11		1:50.904	39.250	40.934	30.720	220.8	16:38:15.680
12	1	9:52.511	8:38.061	42.778	31.672		16:25:30.649	12		2:07.527 P	43.535	45.449	38.543	221.3	16:40:23.207
13	1	1:53.500	39.862	42.139	31.499	219.5	16:27:24.149	13		4:11.570	2:44.981	49.529	37.060		16:44:34.777
14	1	1:53.418	39.852	41.934	31.632	220.8	16:29:17.567	14		1:50.884	39.321	40.811	30.752	220.4	16:46:25.661
15	1	1:53.202	39.801	41.833	31.568	220.8	16:31:10.769	15		2:05.145	46.261	46.471	32.413	221.7	16:48:30.806
16	1	1:53.863	39.958	42.277	31.628	220.8	16:33:04.632	16		1:50.687	39.275	40.733	30.679	220.4	16:50:21.493
17	1	1:53.235	39.917	41.730	31.588	220.4	16:34:57.867	17		2:00.654 P	40.971	42.165	37.518	221.7	16:52:22.147
18	1	2:10.529 P	45.179	46.430	38.920	220.4	16:37:08.396								
19	1	4:24.572	3:10.227	42.266	32.079		16:41:32.968								
20	1	1:52.772	39.715	41.609	31.448	220.4	16:43:25.740								
21	1	2:02.860	45.652	44.774	32.434	220.4	16:45:28.600								
22	1	1:53.493	39.748	42.007	31.738	222.2	16:47:22.093								
23	1	1:54.401	39.915	41.995	32.491	219.0	16:49:16.494								
24	1	2:02.045 P	40.483	44.234	37.328	220.4	16:51:18.539								





Hungaroring
GT Cup Open Europe
 Private test - 1
Lap Analysis



77

1 Robert Hefler

Aston Martin Vantage

99

1 Antonio Coimbra

Mercedes AMG GT4 HP 2019

PROAM

2 Philippe Valenza

Team Virage

AM

2 Luis Silva

Sports and You

Lap	D	Time	Sector 1	Sector 2	Sector 3	T. Spd	Elapsed	Lap	D	Time	Sector 1	Sector 2	Sector 3	T. Spd	Elapsed
1	1	15:52:28.114	15:50:56.081	53.766	38.267		15:52:28.114	1	2	15:54:15.293 P	15:52:52.101	46.268	36.924		15:54:15.293
2		2:15.616 P	45.172	48.320	42.124	204.9	15:54:43.730	2		5:28.345	4:13.261	43.520	31.564		15:59:43.638
3		6:13.010	4:52.158	46.396	34.456		16:00:56.740	3		1:54.337	40.146	42.726	31.465	225.4	16:01:37.975
4		1:59.099	42.339	43.773	32.987	212.5	16:02:55.839	4		1:53.195	39.762	42.070	31.363	225.9	16:03:31.170
5		2:00.184	42.062	45.012	33.110	213.8	16:04:56.023	5		1:52.992	39.853	41.948	31.191	227.3	16:05:24.162
6		1:57.684	41.711	43.284	32.689	213.4	16:06:53.707	6		1:52.546	39.504	41.882	31.160	225.9	16:07:16.708
7		1:57.177	41.401	43.270	32.506	212.5	16:08:50.884	7		1:52.410	39.540	41.638	31.232	226.4	16:09:09.118
8		2:00.699	41.673	45.082	33.944	212.1	16:10:51.583	8		2:01.041 P	39.699	44.292	37.050	226.4	16:11:10.159
9		1:57.020	41.780	42.880	32.360	214.7	16:12:48.603	9		5:07.897	3:54.093	42.323	31.481		16:16:18.056
10		2:03.398 P	41.421	42.847	39.130	214.2	16:14:52.001	10		1:52.970	39.834	41.930	31.206	226.4	16:18:11.026
11		6:16.087	4:56.956	45.622	33.509		16:21:08.088	11		1:53.235	39.541	42.355	31.339	226.8	16:20:04.261
12		1:59.042	42.656	43.940	32.446	210.5	16:23:07.130	12		2:02.056 P	39.896	43.930	38.230	226.4	16:22:06.317
13		1:56.974	41.321	43.060	32.593	214.2	16:25:04.104	13		6:19.063	4:57.538	48.118	33.407		16:28:25.380
14		1:56.880	41.331	43.016	32.533	214.7	16:27:00.984	14		2:04.316	42.341	48.559	33.416	222.2	16:30:29.696
15		1:56.302	41.143	42.642	32.517	215.5	16:28:57.286	15		1:59.504	41.505	45.541	32.458	221.3	16:32:29.200
16		2:02.611 P	41.282	43.078	38.251	214.2	16:30:59.897	16		1:56.699	40.623	43.911	32.165	223.6	16:34:25.899
17		4:21.432	3:05.956	43.118	32.358		16:35:21.329	17		2:07.904 P	40.798	45.643	41.463	224.5	16:36:33.803
18		1:56.018	40.984	42.650	32.384	214.7	16:37:17.347	18		5:00.986	3:40.181	45.912	34.893		16:41:34.789
19		1:56.075	40.816	42.930	32.329	214.2	16:39:13.422	19		2:02.178	42.281	46.669	33.228	224.0	16:43:36.967
20		2:08.350 P	41.881	43.806	42.663	214.7	16:41:21.772	20		1:58.092	40.922	44.589	32.581	224.5	16:45:35.059
21		4:40.069	3:23.033	44.282	32.754		16:46:01.841	21		1:57.655	40.980	44.367	32.308	225.4	16:47:32.714
22		1:56.535	41.091	43.253	32.191	214.2	16:47:58.376	22		2:06.471 P	41.145	44.740	40.586	225.4	16:49:39.185
23		1:56.274	41.138	42.848	32.288	215.1	16:49:54.650								
24		2:06.946 P	41.532	42.995	42.419	214.2	16:52:01.596								

88

1 Stephane Adler

Aston Martin Vantage

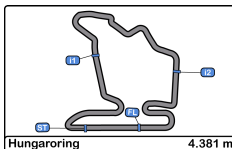
AM

2 Michael Blanchemain

Team Virage

Lap	D	Time	Sector 1	Sector 2	Sector 3	T. Spd	Elapsed
1	2	16:28:20.195	16:26:48.669	53.643	37.883		16:28:20.195
2		2:13.402	45.252	50.374	37.776	210.9	16:30:33.597
3		2:11.272	44.431	50.140	36.701	209.7	16:32:44.869
4		2:07.979	43.985	48.060	35.934	211.3	16:34:52.848
5		2:06.458	43.897	47.383	35.178	210.9	16:36:59.306
6		2:04.603	43.383	46.648	34.572	212.5	16:39:03.909
7		2:15.393 P	43.299	46.315	45.779	212.5	16:41:19.302
8		3:50.614	2:26.422	48.606	35.586		16:45:09.916
9		2:04.247	43.521	46.059	34.667	211.3	16:47:14.163
10		2:02.117	42.799	45.037	34.281	213.4	16:49:16.280
11		2:11.456 P	43.024	46.366	42.066	213.0	16:51:27.736



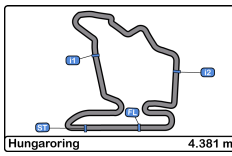


Hungaroring
GT Cup Open Europe
Private test - 1
Best Sectors Results



Sector - 1				Sector - 2				Sector - 3				Ideal Lap vs Best Lap				
Clas	Nº	Driver	Time	Nº	Driver	Time	Nº	Driver	Time	Clas	Nº	Driver	Ideal Lap	Best Lap	Clas	
1	51	Aldo Festante	39.250	51	Aldo Festante	40.733	51	Aldo Festante	30.679	1	51	Aldo Festante	1:50.662	1:50.687	1	
2	99	Coimbra - Silva	39.504	13	Jaume Font	41.609	99	Coimbra - Silva	31.160	2	99	Coimbra - Silva	1:52.302	1:52.410	2	
3	10	Díaz-Varela - Cerqueda	39.573	99	Coimbra - Silva	41.638	10	Díaz-Varela - Cerqueda	31.375	3	13	Jaume Font	1:52.772	1:52.772	3	
4	13	Jaume Font	39.715	10	Díaz-Varela - Cerqueda	41.861	13	Jaume Font	31.448	4	10	Díaz-Varela - Cerqueda	1:52.809	1:52.880	4	
5	26	Albert Estragues	39.958	26	Albert Estragues	42.216	26	Albert Estragues	31.579	5	26	Albert Estragues	1:53.753	1:53.753	5	
6	77	Hefler - Valenza	40.816	77	Hefler - Valenza	42.642	77	Hefler - Valenza	32.191	6	77	Hefler - Valenza	1:55.649	1:56.018	6	
7	88	Adler - Blanchemain	42.799	88	Adler - Blanchemain	45.037	88	Adler - Blanchemain	34.281	7	88	Adler - Blanchemain	2:02.117	2:02.117	7	



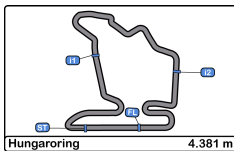


Hungaroring
GT Cup Open Europe
Private test - 1
Best 5 Lap Times



Cl	Nº	Entrant/Team	Nat	Driver 1	Nat	Status	Driver 2	Nat	Status	Vehicle	Cat	Cl	Best 1		Best 2		Best 3		Best 4		Best 5	
													Time	Lap	Time	Lap	Time	Lap	Time	Lap	Time	Lap
1	51	Ombra Racing	ITA	Aldo Festante	ITA					Porsche 911 GT3 Cup 2018	PROAM	1	1:50.687	16	1:50.884	14	1:50.904	11	1:51.730	10	1:52.403	6
2	99	Sports and You	PRT	Antonio Coimbra	PRT		Luis Silva	PRT		Mercedes AMG GT4 HP 2019	AM	1	1:52.410	7	1:52.546	6	1:52.970	10	1:52.992	5	1:53.195	4
3	13	Baporo Motorsport	ESP	Jaume Font	ESP					Porsche 991 Cup MY 2018	AM	2	1:52.772	20	1:53.202	15	1:53.235	17	1:53.290	6	1:53.418	14
4	10	Baporo Motorsport	ESP	Daniel Díaz-Varela	ESP		Manel Cerqueda	AND		Audi R8 LMS	AM	3	1:52.880	15	1:53.349	14	1:53.807	23	1:54.106	11	1:54.166	21
5	26	NM Racing Team	ESP	Albert Estragues	ESP					Transam Euro 2018	AM	4	1:53.753	17	1:54.241	16	1:54.950	21	1:55.074	15	1:55.854	14
6	77	Team Virage	POL	Robert Hefler	HUN		Philippe Valenza	ESP		Aston Martin Vantage	PROAM	2	1:56.018	18	1:56.075	19	1:56.274	23	1:56.302	15	1:56.535	22
7	88	Team Virage	POL	Stephane Adler	FRA		Michael Blanchemain	FRA		Aston Martin Vantage	AM	5	2:02.117	10	2:04.247	9	2:04.603	6	2:06.458	5	2:07.979	4



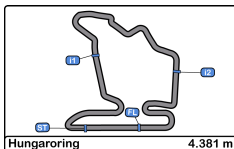


Hungaroring
GT Cup Open Europe
Private test - 1
Best 5 Top Speeds



Cl	Nº	Entrant/Team	Nat	Driver 1	Nat	Driver 2	Nat	Vehicle	Cat	Cl	Top 1		Top 2		Top 3		Top 4		Top 5		Avg
											Km/h	Lap	Km/h	Lap	Km/h	Lap	Km/h	Lap	Km/h	Lap	
1	26	NM Racing Team		Albert Estragues				Transam Euro 2018	AM	1	228.3	22	226.4	21	225.9	17	225.4	15	225.4	16	226.3
2	99	Sports and You		Antonio Coimbra		Luis Silva		Mercedes AMG GT4 HP 2019	AM	2	227.3	5	226.8	11	226.4	7	226.4	8	226.4	10	226.7
3	10	Baporo Motorsport		Daniel Díaz-Varela		Manel Cerqueda		Audi R8 LMS	AM	3	225.9	15	225.4	12	225.0	10	225.0	16	224.5	21	225.1
4	13	Baporo Motorsport		Jaume Font				Porsche 991 Cup MY 2018	AM	4	222.2	22	221.3	11	220.8	14	220.8	15	220.8	16	221.2
5	51	Ombra Racing		Aldo Festante				Porsche 911 GT3 Cup 2018	PROAM	1	221.7	15	221.7	17	221.3	12	220.8	5	220.8	6	221.3
6	77	Team Virage		Robert Hefler		Philippe Valenza		Aston Martin Vantage	PROAM	2	215.5	15	215.1	23	214.7	9	214.7	14	214.7	18	214.9
7	88	Team Virage		Stephane Adler		Michael Blanchemain		Aston Martin Vantage	AM	5	213.4	10	213.0	11	212.5	6	212.5	7	211.3	4	212.6



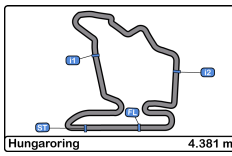


Hungaroring
GT Cup Open Europe
Private test - 1
Fastest Laps Sequence



Lap	Time of Day	Session Time	Nº	Entrant/Team	Nat	Driver 1	Nat	Driver 2	Nat	Vehicle	Cat	Time	Km/h
2	15:54:43.730	4:43.730	77	Team Virage		Robert Hefler		Philippe Valenza		Aston Martin Vantage	PROAM	2:15.616	116.2
2	15:55:01.008	5:01.008	13	Baporo Motorsport		<u>Jaume Font</u>				Porsche 991 Cup MY 2018	AM	1:57.808	133.8
3	15:56:58.674	6:58.674	13	Baporo Motorsport		<u>Jaume Font</u>				Porsche 991 Cup MY 2018	AM	1:57.666	134.0
4	15:58:52.455	8:52.455	13	Baporo Motorsport		<u>Jaume Font</u>				Porsche 991 Cup MY 2018	AM	1:53.781	138.6
5	16:00:46.071	10:46.071	13	Baporo Motorsport		<u>Jaume Font</u>				Porsche 991 Cup MY 2018	AM	1:53.616	138.8
6	16:02:39.361	12:39.361	13	Baporo Motorsport		<u>Jaume Font</u>				Porsche 991 Cup MY 2018	AM	1:53.290	139.2
4	16:03:31.170	13:31.170	99	Sports and You		Antonio Coimbra		Luis Silva		Mercedes AMG GT4 HP 2019	AM	1:53.195	139.3
5	16:05:24.162	15:24.162	99	Sports and You		Antonio Coimbra		Luis Silva		Mercedes AMG GT4 HP 2019	AM	1:52.992	139.5
6	16:07:16.708	17:16.708	99	Sports and You		Antonio Coimbra		Luis Silva		Mercedes AMG GT4 HP 2019	AM	1:52.546	140.1
7	16:09:09.118	19:09.118	99	Sports and You		Antonio Coimbra		Luis Silva		Mercedes AMG GT4 HP 2019	AM	1:52.410	140.3
6	16:24:27.789	34:27.789	51	Ombra Racing		Aldo Festante				Porsche 911 GT3 Cup 2018	PROAM	1:52.403	140.3
10	16:36:24.776	46:24.776	51	Ombra Racing		Aldo Festante				Porsche 911 GT3 Cup 2018	PROAM	1:51.730	141.1
11	16:38:15.680	48:15.680	51	Ombra Racing		Aldo Festante				Porsche 911 GT3 Cup 2018	PROAM	1:50.904	142.2
14	16:46:25.661	56:25.661	51	Ombra Racing		Aldo Festante				Porsche 911 GT3 Cup 2018	PROAM	1:50.884	142.2
16	16:50:21.493	1:00:21.493	51	Ombra Racing		Aldo Festante				Porsche 911 GT3 Cup 2018	PROAM	1:50.687	142.4





Hungaroring
GT Cup Open Europe

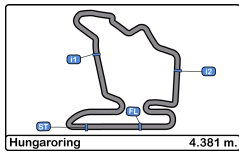
Private test - 1

Event Best Maximum Speed



Nº	Entrant/Team	Nat	Driver 1	Nat	Driver 2	Nat	Vehicle	Cat	Km/h	Session
26	NM Racing Team		ESP Albert Estragues		ESP		Transam Euro 2018	AM	228.3	Private test - 1
99	Sports and You		PRT Antonio Coimbra		PRT		Mercedes AMG GT4 HP 2019	AM	227.3	Private test - 1
10	Baporo Motorsport		ESP Daniel Díaz-Varela		ESP		Audi R8 LMS	AM	225.9	Private test - 1
13	Baporo Motorsport		ESP Jaume Font		ESP		Porsche 991 Cup MY 2018	AM	222.2	Private test - 1
51	Ombra Racing		ITA Aldo Festante		ITA		Porsche 911 GT3 Cup 2018	PROAM	221.7	Private test - 1
77	Team Virage		POL Robert Hefler		HUN		Aston Martin Vantage	PROAM	215.5	Private test - 1
88	Team Virage		POL Stephane Adler		FRA		Aston Martin Vantage	AM	213.4	Private test - 1





Hungaroring
GT Cup Open Europe
Private test - 1
Pit Stop Analysis



10

Daniel Díaz-Varela AM Baporo Motorsport
 Manel Cerqueda Audi R8 LMS

Nr.	In Day Time	In Time	Out Time	Pit Time	T. Pit Time	Handicap	Penalty
1	16:06:40.573	16:06:40.573	16:09:28.923	2:48.350	2:48.350		
2	16:19:26.673	16:19:26.673	16:23:23.823	3:57.150	6:45.500		
3	16:31:05.372	16:31:05.372	16:34:48.273	3:42.901	10:28.401		

13

Jaume Font AM Baporo Motorsport
 Porsche 991 Cup MY 2018

Nr.	In Day Time	In Time	Out Time	Pit Time	T. Pit Time	Handicap	Penalty
1	16:04:43.525	16:04:43.525	16:07:57.581	3:14.056	3:14.056		
2	16:15:35.709	16:15:35.709	16:23:37.296	8:01.587	11:15.643		
3	16:37:06.035	16:37:06.035	16:39:39.724	2:33.689	13:49.332		

26

Albert Estragues AM NM Racing Team
 Transam Euro 2018

Nr.	In Day Time	In Time	Out Time	Pit Time	T. Pit Time	Handicap	Penalty
1	16:05:17.418	16:05:17.418	16:07:26.508	2:09.090	2:09.090		
2	16:16:02.811	16:16:02.811	16:23:57.340	7:54.529	10:03.619		
3	16:39:41.042	16:39:41.042	16:42:56.277	3:15.235	13:18.854		

51

Aldo Festante PROAM Ombra Racing
 Porsche 911 GT3 Cup 2018

Nr.	In Day Time	In Time	Out Time	Pit Time	T. Pit Time	Handicap	Penalty
1	16:26:27.349	16:26:27.349	16:30:33.086	4:05.737	4:05.737		
2	16:40:20.626	16:40:20.626	16:42:27.789	2:07.163	6:12.900		

77

Robert Hefler PROAM Team Virage
 Philippe Valenza Aston Martin Vantage

Nr.	In Day Time	In Time	Out Time	Pit Time	T. Pit Time	Handicap	Penalty
1	15:54:41.224	15:54:41.224	15:58:52.812	4:11.588	4:11.588		
2	16:14:49.496	16:14:49.496	16:19:04.121	4:14.625	8:26.213		
3	16:30:57.224	16:30:57.224	16:33:23.921	2:26.697	10:52.910		
4	16:41:18.937	16:41:18.937	16:44:00.623	2:41.686	13:34.596		

88

Stephane Adler AM Team Virage
 Michael Blanchemain Aston Martin Vantage

Nr.	In Day Time	In Time	Out Time	Pit Time	T. Pit Time	Handicap	Penalty
1	16:41:16.871	16:41:16.871	16:43:04.022	1:47.151	1:47.151		

99

Antonio Coimbra AM Sports and You
 Luis Silva Mercedes AMG GT4 HP 2019

Nr.	In Day Time	In Time	Out Time	Pit Time	T. Pit Time	Handicap	Penalty
1	15:54:12.539	15:54:12.539	15:57:49.427	3:36.888	3:36.888		
2	16:11:07.284	16:11:07.284	16:14:26.341	3:19.057	6:55.945		
3	16:22:03.448	16:22:03.448	16:26:19.036	4:15.588	11:11.533		
4	16:36:30.873	16:36:30.873	16:39:32.628	3:01.755	14:13.288		

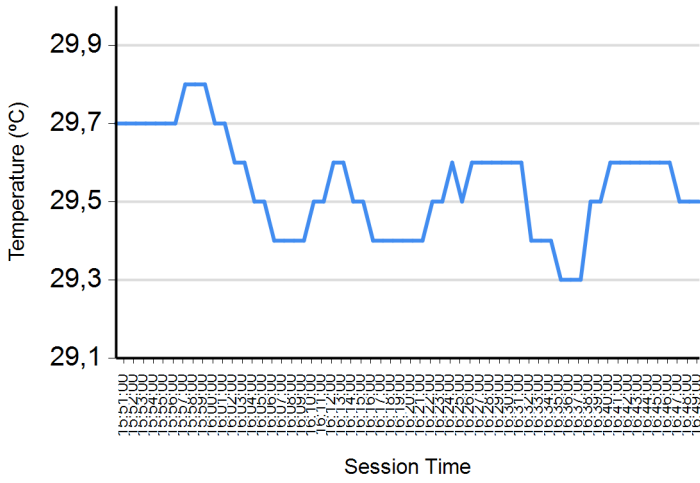




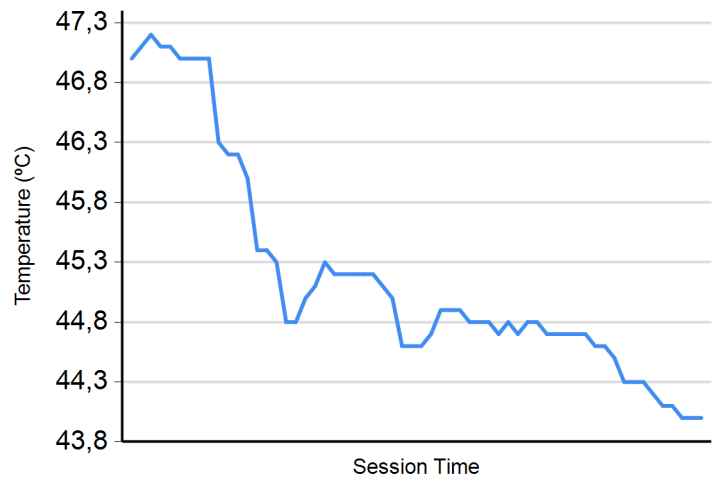
Hungaroring
GT Cup Open Europe
Private test - 1
Weather Report



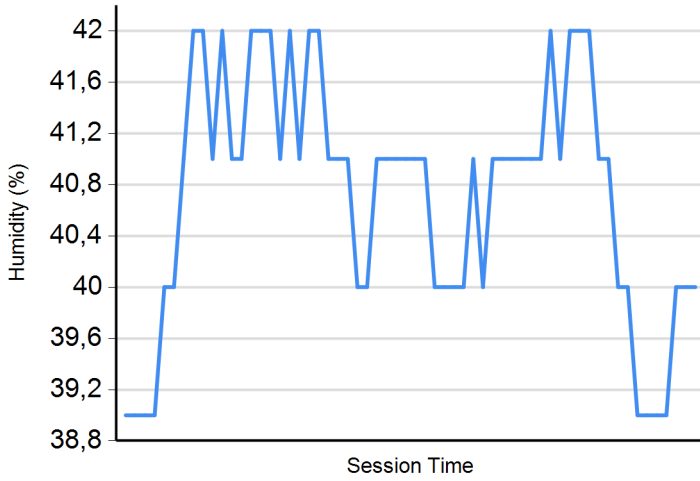
Air Temperature



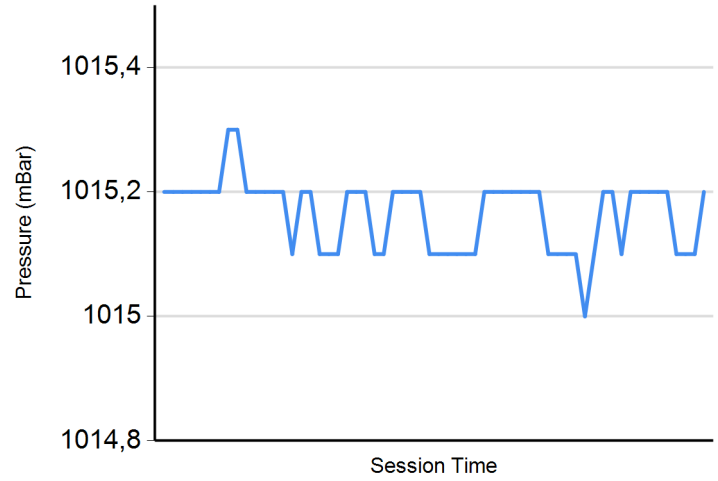
Track Temperature



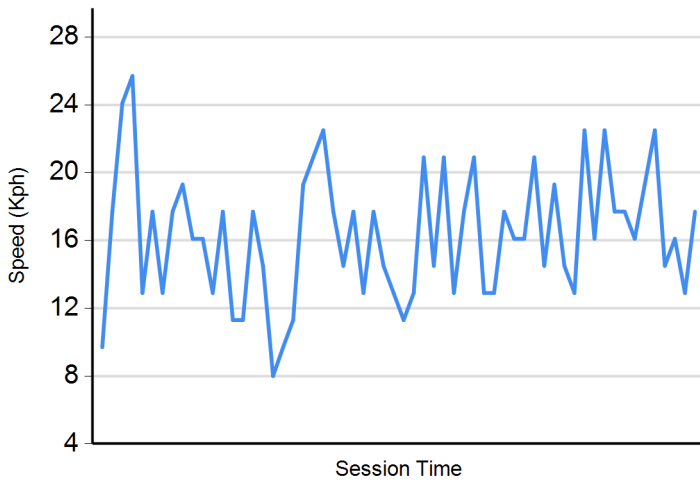
Humidity



Pressure



Wind Speed



Wind direction

North = 0°/360° Est = 90° South = 180° West = 270°

