



Real Federación Española
de Automovilismo



Copa KOBE de Circuitos

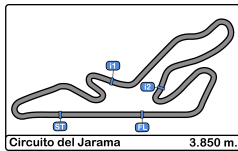
Circuito del Jarama

16 de noviembre de 2019

Results booklet



Provided by Cronococa S.L.
www.cronococa.com




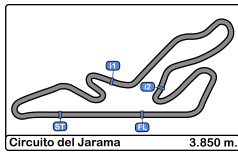
Circuito del Jarama
Copa KOBE de Circuitos
1º Entrenamiento LIBRE
Resultados Provisionales



Cls	Nº	Piloto	Concursante	Cat.	Vtas	V.R.	Tiempo	Dif 1º	Intervalo	Km/h
1	11	Alejandro Romero Beiro	Eficar Team	RkSen	13	9	2:16.099			101.8
2	53	José Marcial Rodríguez Cañibano	Eficar Team	Jun	13	8	2:16.180	0.081	0.081	101.7
3	13	Sergio López Mayoral	Paradinas MotorSport	Jun	12	11	2:16.229	0.130	0.049	101.7
4	35	Angel Rodríguez Cabello	Overcar Team	Sen	6	4	2:16.235	0.136	0.006	101.7
5	2	Rafael Camacho Angulo	C.D.E. Última Vuelta	Rk	13	12	2:16.655	0.556	0.420	101.4
6	10	Miguel Villaceros Sundmaches	Automovil Club Madrid Sport		11	7	2:16.749	0.650	0.094	101.3
7	33	Felix Aparicio Rodríguez	VSR Motorsport	RkSJun	13	5	2:16.769	0.670	0.020	101.3
8	1	Antonio Albacete Polo	Teo Martín Motorsport		11	10	2:16.774	0.675	0.005	101.3
9	5	Jorge J. Rodríguez Cañibano	Eficar Team	RkSJun	13	8	2:16.786	0.687	0.012	101.3
10	26	Isidro Callejas	R A C E	RkSJun	12	12	2:17.124	1.025	0.338	101.0
11	8	Alberto Gonzalez Checa	C.D.E. Última Vuelta		12	7	2:17.179	1.080	0.055	101.0
12	17	Ana Barreras Barbero	Automóvil Club Madrid Sport	Fem	12	8	2:17.414	1.315	0.235	100.8
13	77	Jean Louis Carponcin	Jean Louis Carponcin	RkSen	13	9	2:17.658	1.559	0.244	100.6
14	7	Busian Fontán Alcalde	Club Jarama Sport	Rk	12	11	2:17.692	1.593	0.034	100.6
15	23	Miguel González Manzaneque	Paradinas MotorSport		13	12	2:17.741	1.642	0.049	100.6
16	6	Pablo Amorós Leblic	Eficar Team	Sen	13	10	2:17.995	1.896	0.254	100.4
17	3	Sergio Caval Diez	Rasante Sport	RkSen	10	10	2:19.374	3.275	1.379	99.4
18	42	Mónica Plaza Vazquez	C. D. Cuenca Motor 4x4	Fem Rk	13	4	2:22.601	6.502	3.227	97.1

Publicada a las :.....

Comisarios Deportivos:	Director de Carrera:	Cronometrador: 
-------------------------------	-----------------------------	--



Circuito del Jarama
Copa KOBE de Circuitos
1º Entrenamiento LIBRE
Tiempos Por Vuelta



1							5								
1 Antonio Albacete Polo							1 Jorge J. Rodriguez Cañibano								
Toyota Aygo							Toyota Aygo								
* 2 Teo Martín Motorsport							2 SJUN/RK Eficar Team								
Vta	D	Tiempo	Sector 1	Sector 2	Sector 3	V.Max	Elapsed	Vta	D	Tiempo	Sector 1	Sector 2	Sector 3	V.Max	Elapsed
1		11:03:06.931	11:01:37.496	50.776	38.659	72.1	11:03:06.931	1		11:02:48.542	11:01:18.955	49.355	40.232	71.5	11:02:48.542
2		2:18.274	52.552	47.628	38.094	149.5	11:05:25.205	2		2:20.170	53.526	48.408	38.236	145.7	11:05:08.712
3		2:17.069	51.765	47.343	37.961	151.4	11:07:42.274	3		2:18.217	52.467	47.688	38.062	153.6	11:07:26.929
4		2:30.266	52.621	57.443	40.202	150.4	11:10:12.540	4		2:17.503	51.980	47.412	38.111	151.6	11:09:44.432
5		2:17.172	51.776	47.242	38.154	153.1	11:12:29.712	5		2:17.320	51.874	47.417	38.029	154.0	11:12:01.752
6		2:17.272	51.756	47.199	38.317	151.0	11:14:46.984	6		2:17.243	51.590	47.496	38.157	154.9	11:14:18.995
7		2:31.523 P	53.540	52.760	45.223	151.8	11:17:18.507	7		2:17.569	52.076	47.367	38.126	155.3	11:16:36.564
8		3:59.522	2:31.170	50.174	38.178	79.0	11:21:18.029	8		2:16.786	51.586	47.297	37.903	155.8	11:18:53.350
9		2:16.873	51.934	47.322	37.617	150.8	11:23:34.902	9		2:18.561	52.840	47.423	38.298	151.0	11:21:11.911
10		2:16.774	51.459	47.522	37.793	151.0	11:25:51.676	10		2:17.338	52.015	47.230	38.093	140.0	11:23:29.249
11		2:24.658	51.507	47.120	46.031	151.4	11:28:16.334	11		2:18.055	51.860	47.698	38.497	152.7	11:25:47.304
12			1:04.888	52.527		103.0		12		2:18.380	52.813	47.290	38.277	148.5	11:28:05.684
2							13								
1 Rafael Camacho Angulo							1 Pablo Amorós Leblic								
Toyota Aygo							Toyota Aygo								
RK 2 C.D.E. Última Vuelta							2 SEN Eficar Team								
Vta	D	Tiempo	Sector 1	Sector 2	Sector 3	V.Max	Elapsed	Vta	D	Tiempo	Sector 1	Sector 2	Sector 3	V.Max	Elapsed
1		11:02:45.262	11:01:17.826	48.759	38.677	70.0	11:02:45.262	1		11:03:08.244	11:01:29.958	59.455	38.831	55.1	11:03:08.244
2		2:18.439	52.502	47.683	38.254	151.0	11:05:03.701	2		2:19.608	52.608	48.868	38.132	149.3	11:05:27.852
3		2:18.124	51.907	48.171	38.046	153.1	11:07:21.825	3		2:18.330	52.235	47.991	38.104	150.8	11:07:46.182
4		2:18.105	52.010	47.805	38.290	150.8	11:09:39.930	4		2:18.935	52.303	48.023	38.609	149.3	11:10:05.117
5		2:18.253	52.368	47.641	38.244	150.4	11:11:58.183	5		2:18.770	52.204	48.101	38.465	148.9	11:12:23.887
6		2:18.564	52.159	47.914	38.491	151.0	11:14:16.747	6		2:18.764	52.296	48.130	38.338	148.5	11:14:42.651
7		2:17.929	52.270	47.534	38.125	153.1	11:16:34.676	7		2:18.786	52.248	47.902	38.636	149.1	11:17:01.437
8		2:17.485	51.896	47.452	38.137	150.4	11:18:52.161	8		2:18.194	52.094	48.057	38.043	148.9	11:19:19.631
9		2:17.958	52.089	47.812	38.057	149.5	11:21:10.119	9		2:18.104	52.005	48.061	38.038	148.5	11:21:37.735
10		2:17.530	51.853	47.468	38.209	149.5	11:23:27.649	10		2:17.995	51.969	47.718	38.308	148.9	11:23:55.730
11		2:20.405	55.178	47.221	38.006	149.3	11:25:48.054	11		2:18.819	52.267	48.341	38.211	148.3	11:26:14.549
12		2:16.655	51.451	47.227	37.977	154.2	11:28:04.709	12		2:44.933	51.635	55.849	57.449	148.7	11:28:59.482
13		2:16.883	51.330	47.357	38.196	152.9	11:30:21.592	13		2:53.643	1:13.856	1:01.551	38.236	95.7	11:31:53.125
14			55.428	56.459		136.8		7							
3							1 Busían Fontán Alcalde								
1 Sergio Caval Diez							Toyota Aygo								
SEN/RK 2							2 Club Jarama Sport								
Vta	D	Tiempo	Sector 1	Sector 2	Sector 3	V.Max	Elapsed	Vta	D	Tiempo	Sector 1	Sector 2	Sector 3	V.Max	Elapsed
1		11:03:13.491	11:01:44.158	48.969	40.364	67.9	11:03:13.491	1		11:03:02.235	11:01:34.766	48.839	38.630	64.8	11:03:02.235
2		2:20.918	53.632	48.465	38.821	149.7	11:05:34.409	2		2:20.523	53.350	48.475	38.698	144.3	11:05:22.758
3		2:20.448	52.676	48.408	39.364	149.7	11:07:54.857	3		2:24.953 P	52.656	48.586	43.711	144.3	11:07:47.711
4		2:20.547	52.823	48.815	38.909	149.3	11:10:15.404	4		3:48.808	2:22.259	48.398	38.151	82.8	11:11:36.519
5		2:21.121	53.014	48.266	39.841	149.5	11:12:36.525	5		2:20.891	52.585	49.469	38.837	143.8	11:13:57.410
6		2:30.221 P	52.764	48.368	49.089	149.7	11:15:06.746	6		2:18.782	52.709	47.972	38.101	145.1	11:16:16.192
7		6:37.701	5:09.232	48.793	39.676	51.4	11:21:44.447	7		2:18.678	52.319	48.056	38.303	144.5	11:18:34.870
8		2:19.908	52.716	48.275	38.917	149.5	11:24:04.355	8		2:27.289 P	52.620	48.032	46.637	148.1	11:21:02.159
9		2:21.174	53.691	48.756	38.727	149.3	11:26:25.529	9		3:44.209	2:18.529	47.713	37.967	83.9	11:24:46.368
10		2:19.374	52.330	48.472	38.572	149.7	11:28:44.903	10		2:18.422	52.262	48.082	38.078	146.1	11:27:04.790
11			2:43.590	49.895		150.0		11		2:17.692	51.877	47.807	38.008	145.3	11:29:22.482
								12		2:21.701	53.226	50.257	38.218	146.1	11:31:44.183
								13			52.452			144.1	



Circuito del Jarama
Copa KOBÉ de Circuitos
1º Entrenamiento LIBRE
Tiempos Por Vuelta



8

1 Alberto Gonzalez Checa Toyota Aygo

2 C.D.E. Última Vuelta JUN

Vta	D	Tiempo	Sector 1	Sector 2	Sector 3	V.Max	Elapsed
1		11:02:48.939 P	11:01:11.780	52.355	44.804	67.4	11:02:48.939
2		4:12.117	2:46.077	47.847	38.193	76.5	11:07:01.056
3		2:17.943	52.125	47.914	37.904	146.7	11:09:18.999
4		2:17.914	52.160	47.841	37.913	147.1	11:11:36.913
5		2:19.580	52.685	48.599	38.296	149.3	11:13:56.493
6		2:17.303	51.972	47.479	37.852	151.0	11:16:13.796
7		2:17.179	51.628	47.447	38.104	150.8	11:18:30.975
8		2:24.598 P	52.103	47.871	44.624	147.9	11:20:55.573
9		3:49.602	2:24.164	47.600	37.838	82.6	11:24:45.175
10		2:17.565	52.015	47.640	37.910	150.8	11:27:02.740
11		2:17.507	51.932	47.618	37.957	149.1	11:29:20.247
12		2:28.103	57.247	52.497	38.359	133.8	11:31:48.350

13

1 Sergio López Mayoral Toyota Aygo

2 Paradinás MotorSport

Vta	D	Tiempo	Sector 1	Sector 2	Sector 3	V.Max	Elapsed
1		11:03:08.932	11:01:41.242	49.166	38.524	71.6	11:03:08.932
2		2:17.869	52.564	47.358	37.947	152.1	11:05:26.801
3		2:16.720	51.865	47.256	37.599	150.6	11:07:43.521
4		2:16.758	51.759	47.476	37.523	151.0	11:10:00.279
5		2:26.550 P	51.816	47.523	47.211	149.5	11:12:26.829
6		4:23.168	2:54.916	50.243	38.009	83.4	11:16:49.997
7		2:16.756	51.743	47.096	37.917	149.7	11:19:06.753
8		2:16.382	51.472	47.056	37.854	148.5	11:21:23.135
9		2:19.470	51.743	49.652	38.075	150.0	11:23:42.605
10		2:16.446	51.566	47.105	37.775	149.7	11:25:59.051
11		2:16.229	51.428	47.110	37.691	150.0	11:28:15.280
12		2:16.673	51.596	47.040	38.037	150.8	11:30:31.953
13		1:04.478	54.976		91.0		

10

1 Miguel Villaceros Sundmaches Toyota Aygo

2 Automovil Club Madrid Sport

Vta	D	Tiempo	Sector 1	Sector 2	Sector 3	V.Max	Elapsed
1		11:03:24.889	11:01:43.593	59.304	41.992	62.4	11:03:24.889
2		2:29.183	58.760	51.147	39.276	117.3	11:05:54.072
3		2:33.650 P	55.827	49.509	48.314	131.0	11:08:27.722
4		4:11.224	2:40.122	52.848	38.254	82.6	11:12:38.946
5		2:17.192	51.781	47.275	38.136	152.5	11:14:56.138
6		2:16.768	51.709	47.199	37.860	152.3	11:17:12.906
7		2:16.749	51.595	47.207	37.947	152.3	11:19:29.655
8		2:16.953	51.634	47.240	38.079	151.6	11:21:46.608
9		2:17.915	51.657	47.577	38.681	151.2	11:24:04.523
10		2:17.578	52.013	47.427	38.138	150.0	11:26:22.101
11		2:17.699	51.876	47.323	38.500	150.4	11:28:39.800
12		53.837	54.297		148.1		

17

1 Ana Barreras Barbero Toyota Aygo

2 Automóvil Club Madrid Sport

Vta	D	Tiempo	Sector 1	Sector 2	Sector 3	V.Max	Elapsed
1		11:02:44.178	11:01:13.674	51.155	39.349	69.8	11:02:44.178
2		2:18.894	52.891	47.600	38.403	148.1	11:05:03.072
3		2:20.797	53.028	49.104	38.665	148.7	11:07:23.869
4		2:17.548	52.022	47.358	38.168	150.4	11:09:41.417
5		2:17.808	52.067	47.589	38.152	150.2	11:11:59.225
6		2:18.488	51.939	47.624	38.925	150.8	11:14:17.713
7		2:17.663	52.325	47.241	38.097	150.6	11:16:35.376
8		2:17.414	51.687	47.360	38.367	151.8	11:18:52.790
9		2:21.468	52.725	47.479	41.264	151.6	11:21:14.258
10		2:21.872	56.349	47.306	38.217	138.2	11:23:36.130
11		2:28.955 P	51.764	49.288	47.903	150.6	11:26:05.085
12		4:40.235	3:13.963	47.937	38.335	77.5	11:30:45.320
13		53.231	54.157		147.3		

11

1 Alejandro Romero Beiro Toyota Aygo

2 SEN/RK Eficar Team

Vta	D	Tiempo	Sector 1	Sector 2	Sector 3	V.Max	Elapsed
1		11:02:49.191	11:01:22.050	48.532	38.609	71.5	11:02:49.191
2		2:22.789	53.256	48.899	40.634	152.5	11:05:11.980
3		2:16.900	51.479	47.271	38.150	151.6	11:07:28.880
4		2:16.192	51.335	46.952	37.905	152.5	11:09:45.072
5		2:23.635	51.702	49.904	42.029	155.1	11:12:08.707
6		2:16.634	51.448	47.223	37.963	151.2	11:14:25.341
7		2:16.738	51.290	47.559	37.889	151.8	11:16:42.079
8		2:16.421	51.435	47.093	37.893	152.1	11:18:58.500
9		2:16.099	51.371	46.941	37.787	151.2	11:21:14.599
10		2:16.354	51.278	47.128	37.948	152.9	11:23:30.953
11		2:16.597	51.366	47.114	38.117	151.2	11:25:47.550
12		2:16.386	51.537	47.018	37.831	152.9	11:28:03.936
13		2:17.134	51.499	47.223	38.412	150.0	11:30:21.070
14		58.438	55.490		149.1		

23

1 Miguel González Manzanque Toyota Aygo

2 Paradinás MotorSport

Vta	D	Tiempo	Sector 1	Sector 2	Sector 3	V.Max	Elapsed
1		11:03:11.385	11:01:41.743	49.513	40.129	72.8	11:03:11.385
2		2:19.068	52.741	47.848	38.479	148.3	11:05:30.453
3		2:19.065	52.609	48.085	38.371	148.7	11:07:49.518
4		2:18.659	52.273	48.140	38.246	149.5	11:10:08.177
5		2:23.511	53.072	51.162	39.277	149.3	11:12:31.688
6		2:18.518	52.493	47.761	38.264	152.1	11:14:50.206
7		2:17.842	51.805	47.743	38.294	152.1	11:17:08.048
8		2:22.511	52.654	51.546	38.311	148.3	11:19:30.559
9		2:18.395	52.404	47.696	38.295	150.6	11:21:48.954
10		2:18.717	52.534	47.822	38.361	149.7	11:24:07.671
11		2:18.516	52.563	47.857	38.096	148.9	11:26:26.187
12		2:17.741	51.812	47.839	38.090	151.4	11:28:43.928
13		2:18.085	52.199	47.785	38.101	150.4	11:31:02.013
14		54.690			138.4		



Circuito del Jarama
Copa KOBÉ de Circuitos
1º Entrenamiento LIBRE
Tiempos Por Vuelta



26

1 Isidro Callejas

Toyota Aygo **42**

1 Mónica Plaza Vazquez

Toyota Aygo

SJUN/RK 2

RACE FEM/RK 2

C. D. Cuenca Motor 4x4

Vta	D	Tiempo	Sector 1	Sector 2	Sector 3	V.Max	Elapsed	Vta	D	Tiempo	Sector 1	Sector 2	Sector 3	V.Max	Elapsed
1		11:02:48.118	11:01:20.348	48.512	39.258	70.7	11:02:48.118	1		11:03:12.830	11:01:33.059	57.230	42.541	55.8	11:03:12.830
2		2:19.989	53.646	48.089	38.254	147.9	11:05:08.107	2		2:25.863	56.863	49.100	39.900	147.1	11:05:38.693
3		2:18.251	52.309	47.896	38.046	148.3	11:07:26.358	3		2:23.102	54.453	49.096	39.553	149.3	11:08:01.795
4		2:17.185	51.866	47.373	37.946	149.1	11:09:43.543	4		2:22.601	54.117	48.701	39.783	150.0	11:10:24.396
5		2:17.491	51.989	47.505	37.997	149.5	11:12:01.034	5		2:22.864	54.222	48.589	40.053	148.7	11:12:47.260
6		2:17.355	51.714	47.612	38.029	149.7	11:14:18.389	6		2:23.929	54.548	49.391	39.990	149.7	11:15:11.189
7		2:17.552	51.933	47.654	37.965	151.4	11:16:35.941	7		2:23.149	54.195	48.728	40.226	149.1	11:17:34.338
8		2:17.175	51.612	47.420	38.143	152.1	11:18:53.116	8		2:23.562	53.789	49.269	40.504	147.9	11:19:57.900
9		2:17.520	51.802	47.538	38.180	154.9	11:21:10.636	9		2:23.285	54.517	48.727	40.041	148.1	11:22:21.185
10		2:28.162 P	51.679	47.540	48.943	150.0	11:23:38.798	10		2:23.278	54.222	49.512	39.544	148.7	11:24:44.463
11		4:16.337	2:45.872	52.326	38.139	68.8	11:27:55.135	11		2:24.165	55.709	48.373	40.083	149.3	11:27:08.628
12		2:17.124	51.732	47.429	37.963	148.3	11:30:12.259	12		2:23.085	54.391	48.868	39.826	149.7	11:29:31.713
13			1:00.395	50.096		129.0		13		2:23.428	55.157	48.992	39.279	149.3	11:31:55.141

33

1 Felix Aparicio Rodriguez

Toyota Aygo **53**

1 José Marcial Rodriguez

Toyota Aygo

SJUN/RK 2

VSR Motorsport JUN 2

Cañibano

Eficar Team

Vta	D	Tiempo	Sector 1	Sector 2	Sector 3	V.Max	Elapsed	Vta	D	Tiempo	Sector 1	Sector 2	Sector 3	V.Max	Elapsed
1		11:02:29.372	11:01:03.640	47.876	37.856	68.7	11:02:29.372	1		11:02:41.395	11:01:14.334	48.435	38.626	69.2	11:02:41.395
2		2:18.425	52.651	47.702	38.072	150.6	11:04:47.797	2		2:18.773	52.301	47.859	38.613	148.1	11:05:00.168
3		2:17.761	52.158	47.660	37.943	147.9	11:07:05.558	3		2:17.765	51.857	47.700	38.208	149.5	11:07:17.933
4		2:16.848	51.652	47.420	37.776	149.5	11:09:22.406	4		2:18.120	51.921	47.677	38.522	150.0	11:09:36.053
5		2:16.769	51.638	47.215	37.916	149.7	11:11:39.175	5		2:20.140	53.075	47.792	39.273	149.5	11:11:56.193
6		2:16.830	51.591	47.150	38.089	150.6	11:13:56.005	6		2:20.247	52.394	49.342	38.511	147.1	11:14:16.440
7		2:17.091	51.947	47.246	37.898	149.1	11:16:13.096	7		2:22.145	55.671	48.257	38.217	150.8	11:16:38.585
8		2:28.402 P	51.819	47.384	49.199	149.3	11:18:41.498	8		2:16.180	51.275	47.125	37.780	151.8	11:18:54.765
9		3:43.402	2:13.255	51.940	38.207	65.5	11:22:24.900	9		2:17.419	51.845	47.466	38.108	151.4	11:21:12.184
10		2:16.992	51.331	47.942	37.719	149.7	11:24:41.892	10		2:16.285	51.179	47.214	37.892	152.7	11:23:28.469
11		2:17.007	51.839	47.342	37.826	148.3	11:26:58.899	11		2:17.516	51.656	47.547	38.313	151.4	11:25:45.985
12		2:16.818	51.588	47.374	37.856	149.1	11:29:15.717	12		2:21.908	52.577	51.248	38.083	149.1	11:28:07.893
13		2:17.290	51.929	47.533	37.828	148.5	11:31:33.007	13		2:16.673	51.500	47.183	37.990	151.2	11:30:24.566
14			51.489			148.7		14			57.871	53.714		149.1	

35

1 Angel Rodriguez Cabello

Toyota Aygo **77**

1 Jean Louis Carponcin

Toyota Aygo

SEN 2

Overcar Team SEN/RK 2

Jean Louis Carponcin

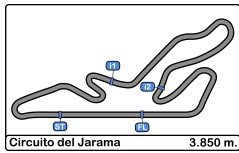
Vta	D	Tiempo	Sector 1	Sector 2	Sector 3	V.Max	Elapsed	Vta	D	Tiempo	Sector 1	Sector 2	Sector 3	V.Max	Elapsed
1		11:05:13.221	11:03:41.968	52.056	39.197	60.7	11:05:13.221	1		11:02:28.506	11:01:00.614	48.814	39.078	66.3	11:02:28.506
2		2:17.372	52.345	47.292	37.735	148.3	11:07:30.593	2		2:20.555	54.028	47.845	38.682	146.9	11:04:49.061
3		2:16.546	51.831	47.033	37.682	149.3	11:09:47.139	3		2:18.784	52.796	47.695	38.293	149.1	11:07:07.845
4		2:16.235	51.373	47.190	37.672	149.5	11:12:03.374	4		2:17.913	51.936	47.643	38.334	150.4	11:09:25.758
5		2:16.277	51.551	47.138	37.588	150.2	11:14:19.651	5		2:18.229	52.185	47.818	38.226	150.0	11:11:43.987
6		2:35.354 P	56.065	50.373	48.916	125.8	11:16:55.005	6		2:19.157	51.988	49.035	38.134	150.0	11:14:03.144
7								7		2:17.917	51.898	47.813	38.206	151.4	11:16:21.061
8								8		2:17.805	52.009	47.724	38.072	150.8	11:18:38.866
9								9		2:17.658	51.855	47.585	38.218	150.2	11:20:56.524
10								10		2:18.016	51.983	47.786	38.247	147.7	11:23:14.540
11								11		2:18.042	51.893	47.980	38.169	148.3	11:25:32.582
12								12		2:19.370	52.206	48.916	38.248	148.1	11:27:51.952
13								13		2:17.677	51.763	47.596	38.318	150.6	11:30:09.629
14								14			1:06.671	56.034		112.5	



Circuito del Jarama
Copa KOBE de Circuitos
1º Entrenamiento LIBRE
Mejores Sectores



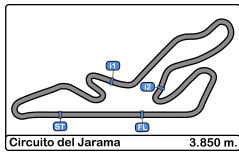
Sector - 1				Sector - 2				Sector - 3				Vuelta Ideal vs Mejor Vuelta				
Clas	Nº	Nombre	Tiempo	Nº	Nombre	Tiempo	Nº	Nombre	Tiempo	Clas	Nº	Nombre	Vta. Ideal	Mejor Vta.	Clas	
1	53	José Marcial Rodríguez	51.179	11	Alejandro Romero Beiro	46.941	13	Sergio López Mayora	37.523	1	13	Sergio López Mayora	2:15.991	2:16.229	3	
2	11	Alejandro Romero Beiro	51.278	35	Angel Rodríguez Cabello	47.033	35	Angel Rodríguez Cabello	37.588	2	35	Angel Rodríguez Cabello	2:15.994	2:16.235	4	
3	2	Rafael Camacho Angulo	51.330	13	Sergio López Mayora	47.040	1	Antonio Albacete Polo	37.617	3	11	Alejandro Romero Beiro	2:16.006	2:16.099	1	
4	33	Felix Aparicio Rodríguez	51.331	1	Antonio Albacete Polo	47.120	33	Felix Aparicio Rodríguez	37.719	4	53	José Marcial Rodríguez	2:16.084	2:16.180	2	
5	35	Angel Rodríguez Cabello	51.373	53	José Marcial Rodríguez	47.125	53	José Marcial Rodríguez	37.780	5	1	Antonio Albacete Polo	2:16.196	2:16.774	8	
6	13	Sergio López Mayora	51.428	33	Felix Aparicio Rodríguez	47.150	11	Alejandro Romero Beiro	37.787	6	33	Felix Aparicio Rodríguez	2:16.200	2:16.769	7	
7	1	Antonio Albacete Polo	51.459	10	Miguel Villaceros	47.199	8	Alberto Gonzalez Checa	37.838	7	2	Rafael Camacho Angulo	2:16.528	2:16.655	5	
8	5	Jorge J. Rodríguez	51.586	2	Rafael Camacho Angulo	47.221	10	Miguel Villaceros	37.860	8	10	Miguel Villaceros	2:16.654	2:16.749	6	
9	10	Miguel Villaceros	51.595	5	Jorge J. Rodríguez	47.230	5	Jorge J. Rodríguez	37.903	9	5	Jorge J. Rodríguez	2:16.719	2:16.786	9	
10	26	Isidro Callejas	51.612	17	Ana Barreras Barber	47.241	26	Isidro Callejas	37.946	10	8	Alberto Gonzalez Checa	2:16.913	2:17.179	11	
11	8	Alberto Gonzalez Checa	51.628	26	Isidro Callejas	47.373	7	Busian Fontán Alcalde	37.967	11	26	Isidro Callejas	2:16.931	2:17.124	10	
12	6	Pablo Amorós Leblic	51.635	8	Alberto Gonzalez Checa	47.447	2	Rafael Camacho Angulo	37.977	12	17	Ana Barreras Barber	2:17.025	2:17.414	12	
13	17	Ana Barreras Barber	51.687	77	Jean Louis Carponci	47.585	6	Pablo Amorós Leblic	38.038	13	6	Pablo Amorós Leblic	2:17.391	2:17.995	16	
14	77	Jean Louis Carponci	51.763	23	Miguel González	47.696	77	Jean Louis Carponci	38.072	14	77	Jean Louis Carponci	2:17.420	2:17.658	13	
15	23	Miguel González	51.805	7	Busian Fontán Alcalde	47.713	23	Miguel González	38.090	15	7	Busian Fontán Alcalde	2:17.557	2:17.692	14	
16	7	Busian Fontán Alcalde	51.877	6	Pablo Amorós Leblic	47.718	17	Ana Barreras Barber	38.097	16	23	Miguel González	2:17.591	2:17.741	15	
17	3	Sergio Caval Diez	52.330	3	Sergio Caval Diez	48.266	3	Sergio Caval Diez	38.572	17	3	Sergio Caval Diez	2:19.168	2:19.374	17	
18	42	Mónica Plaza Vazqu	53.789	42	Mónica Plaza Vazqu	48.373	42	Mónica Plaza Vazqu	39.279	18	42	Mónica Plaza Vazqu	2:21.441	2:22.601	18	



Circuito del Jarama
Copa KOBE de Circuitos
1º Entrenamiento LIBRE
5 Mejores Tiempos



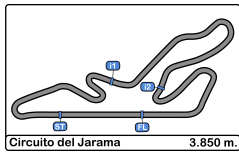
Cls	Nº	Piloto	Concursante	Cat.	Mejor 1		Mejor 2		Mejor 3		Mejor 4		Mejor 5	
					Tiempo	V.R.	Tiempo	V.R.	Tiempo	V.R.	Tiempo	V.R.	Tiempo	V.R.
1	11	Alejandro Romero Beiro	Eficar Team	RkSen	2:16.099	9	2:16.192	4	2:16.354	10	2:16.386	12	2:16.421	8
2	53	José Marcial Rodríguez Cañiba	Eficar Team	Jun	2:16.180	8	2:16.285	10	2:16.673	13	2:17.419	9	2:17.516	11
3	13	Sergio López Mayoral	Paradinas MotorSport	Jun	2:16.229	11	2:16.382	8	2:16.446	10	2:16.673	12	2:16.720	3
4	35	Angel Rodríguez Cabello	Overcar Team	Sen	2:16.235	4	2:16.277	5	2:16.546	3	2:17.372	2	2:35.354	6
5	2	Rafael Camacho Angulo	C.D.E. Última Vuelta	Rk	2:16.655	12	2:16.883	13	2:17.485	8	2:17.530	10	2:17.929	7
6	10	Miguel Villaceros Sundmaches	Automóvil Club Madrid Sport		2:16.749	7	2:16.768	6	2:16.953	8	2:17.192	5	2:17.578	10
7	33	Felix Aparicio Rodríguez	VSR Motorsport	RkSJun	2:16.769	5	2:16.818	12	2:16.830	6	2:16.848	4	2:16.992	10
8	1	Antonio Albacete Polo	Teo Martín Motorsport		2:16.774	10	2:16.873	9	2:17.069	3	2:17.172	5	2:17.272	6
9	5	Jorge J. Rodríguez Cañibano	Eficar Team	RkSJun	2:16.786	8	2:17.243	6	2:17.320	5	2:17.338	10	2:17.503	4
10	26	Isidro Callejas	R A C E	RkSJun	2:17.124	12	2:17.175	8	2:17.185	4	2:17.355	6	2:17.491	5
11	8	Alberto Gonzalez Checa	C.D.E. Última Vuelta		2:17.179	7	2:17.303	6	2:17.507	11	2:17.565	10	2:17.914	4
12	17	Ana Barreras Barbero	Automóvil Club Madrid Sport	Fem	2:17.414	8	2:17.548	4	2:17.663	7	2:17.808	5	2:18.488	6
13	77	Jean Louis Carponcin	Jean Louis Carponcin	RkSen	2:17.658	9	2:17.677	13	2:17.805	8	2:17.913	4	2:17.917	7
14	7	Busian Fontán Alcalde	Club Jarama Sport	Rk	2:17.692	11	2:18.422	10	2:18.678	7	2:18.782	6	2:20.523	2
15	23	Miguel González Manzanegue	Paradinas MotorSport		2:17.741	12	2:17.842	7	2:18.085	13	2:18.395	9	2:18.516	11
16	6	Pablo Amorós Leblic	Eficar Team	Sen	2:17.995	10	2:18.104	9	2:18.194	8	2:18.330	3	2:18.764	6
17	3	Sergio Caval Diez	Rasante Sport	RkSen	2:19.374	10	2:19.908	8	2:20.448	3	2:20.547	4	2:20.918	2
18	42	Mónica Plaza Vazquez	C. D. Cuenca Motor 4x4	Fem Rk	2:22.601	4	2:22.864	5	2:23.085	12	2:23.102	3	2:23.149	7



Circuito del Jarama
Copa KOBE de Circuitos
1º Entrenamiento LIBRE
5 Mejores Velocidades



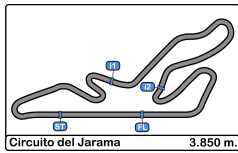
Cls	Nº	Piloto	Concursante	Cat.	V.Max 1		V.Max 2		V.Max 3		V.Max 4		V.Max 5		Media
					Km/h	Vta.	Km/h	Vta.	Km/h	Vta.	Km/h	Vta.	Km/h	Vta.	
1	5	Jorge J. Rodriguez Cañibano	Eficar Team	RkSJ	155.8	8	155.3	7	154.9	6	154.0	5	153.6	3	154.7
2	11	Alejandro Romero Beiro	Eficar Team	RkSen	155.1	5	152.9	10	152.9	12	152.5	2	152.5	4	153.2
3	26	Isidro Callejas	R A C E	RkSJ	154.9	9	152.1	8	151.4	7	150.0	10	149.7	6	151.6
4	2	Rafael Camacho Angulo	C.D.E. Última Vuelta	Rk	154.2	12	153.1	3	153.1	7	152.9	13	151.0	2	152.9
5	1	Antonio Albacete Polo	Teo Martin Motorsport		153.1	5	151.8	7	151.4	3	151.4	11	151.0	6	151.8
6	53	José Marcial Rodríguez Cañibano	Eficar Team	Jun	152.7	10	151.8	8	151.4	9	151.4	11	151.2	13	151.7
7	10	Miguel Villaceros Sundmaches	Automovil Club Madrid Sport		152.5	5	152.3	6	152.3	7	151.6	8	151.2	9	152.0
8	13	Sergio López Mayoral	Paradinas MotorSport	Jun	152.1	2	151.0	4	150.8	12	150.6	3	150.0	9	150.9
9	23	Miguel González Manzanegue	Paradinas MotorSport		152.1	6	152.1	7	151.4	12	150.6	9	150.4	13	151.3
10	17	Ana Barreras Barbero	Automóvil Club Madrid Sport	Fem	151.8	8	151.6	9	150.8	6	150.6	7	150.6	11	151.1
11	77	Jean Louis Carponcin	Jean Louis Carponcin	RkSen	151.4	7	150.8	8	150.6	13	150.4	4	150.2	9	150.7
12	8	Alberto Gonzalez Checa	C.D.E. Última Vuelta		151.0	6	150.8	7	150.8	10	149.3	5	149.1	11	150.2
13	6	Pablo Amorós Leblic	Eficar Team	Sen	150.8	3	149.3	2	149.3	4	149.1	7	148.9	5	149.5
14	33	Felix Aparicio Rodriguez	VSR Motorsport	RkSJ	150.6	2	150.6	6	149.7	5	149.7	10	149.5	4	150.0
15	35	Angel Rodriguez Cabello	Overcar Team	Sen	150.2	5	149.5	4	149.3	3	148.3	2	125.8	6	144.6
16	3	Sergio Caval Diez	Rasante Sport	RkSen	150.0	11	149.7	2	149.7	3	149.7	6	149.7	10	149.8
17	42	Mónica Plaza Vazquez	C. D. Cuenca Motor 4x4	Fem Rk	150.0	4	149.7	6	149.7	12	149.3	3	149.3	11	149.6
18	7	Busian Fontán Alcalde	Club Jarama Sport	Rk	148.1	8	146.1	10	146.1	12	145.3	11	145.1	6	146.1



Circuito del Jarama
Copa KOBE de Circuitos
1º Entrenamiento LIBRE
Secuencia Vueltas Rápidas



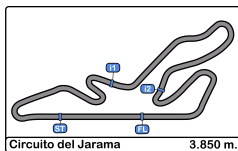
Vta.	Hora Día	Tiempo Sesión	Nº	Piloto	Concursante	Cat.	Tiempo	Km/h
2	12:04:47.797	1:04:46.797	33	Felix Aparicio Rodriguez	VSR Motorsport	RkSJun	2:18.425	100.1
2	12:05:25.205	1:05:24.205	1	Antonio Albacete Polo	Teo Martín Motorsport		2:18.274	100.2
2	12:05:26.801	1:05:25.801	13	Sergio López Mayoral	Paradinas MotorSport	Jun	2:17.869	100.5
3	12:07:05.558	1:07:04.558	33	Felix Aparicio Rodriguez	VSR Motorsport	RkSJun	2:17.761	100.6
3	12:07:28.880	1:07:27.880	11	Alejandro Romero Beiro	Eficar Team	RkSen	2:16.900	101.2
3	12:07:43.521	1:07:42.521	13	Sergio López Mayoral	Paradinas MotorSport	Jun	2:16.720	101.3
4	12:09:45.072	1:09:44.072	11	Alejandro Romero Beiro	Eficar Team	RkSen	2:16.192	101.7
8	12:18:54.765	1:18:53.765	53	José Marcial Rodríguez Cañibano	Eficar Team	Jun	2:16.180	101.7
9	12:21:14.599	1:21:13.599	11	Alejandro Romero Beiro	Eficar Team	RkSen	2:16.099	101.8



Circuito del Jarama
Copa KOBE de Circuitos
1º Entrenamiento LIBRE
Mejor Maxima Velocidad del Evento



Nº	Piloto	Concursante	Cat.	Km/h	Sesión
5	Jorge J. Rodriguez Cañibano	Eficar Team	RkSJun	155.8	1º Entrenamiento LIBRE
11	Alejandro Romero Beiro	Eficar Team	RkSen	155.1	1º Entrenamiento LIBRE
26	Isidro Callejas	R A C E	RkSJun	154.9	1º Entrenamiento LIBRE
2	Rafael Camacho Angulo	C.D.E. Última Vuelta	Rk	154.2	1º Entrenamiento LIBRE
1	Antonio Albacete Polo	Teo Martín Motorsport		153.1	1º Entrenamiento LIBRE
53	José Marcial Rodriguez Cañibano	Eficar Team	Jun	152.7	1º Entrenamiento LIBRE
10	Miguel Villaceros Sundmaches	Automovil Club Madrid Sport		152.5	1º Entrenamiento LIBRE
13	Sergio López Mayoral	Paradinas MotorSport	Jun	152.1	1º Entrenamiento LIBRE
23	Miguel González Manzaneque	Paradinas MotorSport		152.1	1º Entrenamiento LIBRE
17	Ana Barreras Barbero	Automóvil Club Madrid Sport	Fem	151.8	1º Entrenamiento LIBRE
77	Jean Louis Carponcin	Jean Louis Carponcin	RkSen	151.4	1º Entrenamiento LIBRE
8	Alberto Gonzalez Checa	C.D.E. Última Vuelta		151.0	1º Entrenamiento LIBRE
6	Pablo Amorós Leblic	Eficar Team	Sen	150.8	1º Entrenamiento LIBRE
33	Felix Aparicio Rodriguez	VSR Motorsport	RkSJun	150.6	1º Entrenamiento LIBRE
35	Angel Rodriguez Cabello	Overcar Team	Sen	150.2	1º Entrenamiento LIBRE
42	Mónica Plaza Vazquez	C. D. Cuenca Motor 4x4	Fem Rk	150.0	1º Entrenamiento LIBRE
3	Sergio Caval Diez	Rasante Sport	RkSen	150.0	1º Entrenamiento LIBRE
7	Busian Fontán Alcalde	Club Jarama Sport	Rk	148.1	1º Entrenamiento LIBRE



Circuito del Jarama
Copa KOBÉ de Circuitos
1º Entrenamiento LIBRE
Tiempos Parada en Pit



2018-2020
COPA
KOBÉ MOTOR
CIRCUITOS

1 Teo Martín Motorsport
Toyota Aygo *

Nr.	Hora Día Entrada	Tiempo Entrada	Tiempo Salida	Tiempo Box	Tiempo Box Total
1	11:17:14.925	11:17:14.925	11:18:56.335	0:01:41.410	0:01:41.410

3 Rasante Sport
Toyota Aygo SEN/RK

Nr.	Hora Día Entrada	Tiempo Entrada	Tiempo Salida	Tiempo Box	Tiempo Box Total
1	11:15:01.207	11:15:01.207	11:19:20.392	0:04:19.185	0:04:19.185

7 Club Jarama Sport
Toyota Aygo RK

Nr.	Hora Día Entrada	Tiempo Entrada	Tiempo Salida	Tiempo Box	Tiempo Box Total
1	11:07:44.498	11:07:44.498	11:09:22.992	0:01:38.494	0:01:38.494
2	11:20:57.304	11:20:57.304	11:22:33.992	0:01:36.688	0:03:15.182

8 C.D.E. Última Vuelta
Toyota Aygo

Nr.	Hora Día Entrada	Tiempo Entrada	Tiempo Salida	Tiempo Box	Tiempo Box Total
1	11:02:45.453	11:02:45.453	11:04:47.274	0:02:01.821	0:02:01.821
2	11:20:52.231	11:20:52.231	11:22:32.870	0:01:40.639	0:03:42.460

10 Automovil Club Madrid Sport
Toyota Aygo

Nr.	Hora Día Entrada	Tiempo Entrada	Tiempo Salida	Tiempo Box	Tiempo Box Total
1	11:08:23.603	11:08:23.603	11:10:08.832	0:01:45.229	0:01:45.229

13 Paradinas MotorSport
Toyota Aygo JUN

Nr.	Hora Día Entrada	Tiempo Entrada	Tiempo Salida	Tiempo Box	Tiempo Box Total
1	11:12:23.565	11:12:23.565	11:14:33.110	0:02:09.545	0:02:09.545

17 Automóvil Club Madrid Sport
Toyota Aygo FEM

Nr.	Hora Día Entrada	Tiempo Entrada	Tiempo Salida	Tiempo Box	Tiempo Box Total
1	11:25:59.998	11:25:59.998	11:28:30.416	0:02:30.418	0:02:30.418

26 R A C E
Toyota Aygo SJUN/RK

Nr.	Hora Día Entrada	Tiempo Entrada	Tiempo Salida	Tiempo Box	Tiempo Box Total
1	11:23:34.035	11:23:34.035	11:25:25.338	0:01:51.303	0:01:51.303

33 VSR Motorsport
Toyota Aygo SJUN/RK

Nr.	Hora Día Entrada	Tiempo Entrada	Tiempo Salida	Tiempo Box	Tiempo Box Total
1	11:18:36.809	11:18:36.809	11:20:02.349	0:01:25.540	0:01:25.540



Circuito del Jarama
Copa KOBE de Circuitos
2º Entrenamiento LIBRE
Resultados Provisionales



Cls	Nº	Piloto	Concursante	Cat.	Vtas	V.R.	Tiempo	Dif 1º	Intervalo	Km/h
1	11	Alejandro Romero Beiro	Eficar Team	RkSen	13	9	2:15.758			102.0
2	13	Sergio López Mayoral	Paradinas MotorSport	Jun	12	10	2:16.021	0.263	0.263	101.8
3	12	Alvaro Serrano Aguilar	A. E. C. D.		13	6	2:16.145	0.387	0.124	101.8
4	1	Antonio Albacete Polo	Teo Martín Motorsport		10	9	2:16.201	0.443	0.056	101.7
5	10	Miguel Villaceros Sundmachés	Automovil Club Madrid Sport		9	2	2:16.231	0.473	0.030	101.7
6	33	Felix Aparicio Rodriguez	VSR Motorsport	RkSJun	9	7	2:16.263	0.505	0.032	101.7
7	5	Jorge J. Rodriguez Cañibano	Eficar Team	RkSJun	8	4	2:16.384	0.626	0.121	101.6
8	53	José Marcial Rodríguez Cañibano	Eficar Team	Jun	9	4	2:16.501	0.743	0.117	101.5
9	35	Angel Rodriguez Cabello	Overcar Team	Sen	8	4	2:16.507	0.749	0.006	101.5
10	2	Rafael Camacho Angulo	C.D.E. Última Vuelta	Rk	11	4	2:16.527	0.769	0.020	101.5
11	26	Isidro Callejas	R A C E	RkSJun	12	10	2:16.888	1.130	0.361	101.2
12	6	Pablo Amorós Leblic	Eficar Team	Sen	12	7	2:16.927	1.169	0.039	101.2
13	77	Jean Louis Carponcin	Jean Louis Carponcin	RkSen	12	7	2:17.187	1.429	0.260	101.0
14	8	Alberto Gonzalez Checa	C.D.E. Última Vuelta		11	8	2:17.365	1.607	0.178	100.8
15	17	Ana Barreras Barbero	Automóvil Club Madrid Sport	Fem	11	6	2:18.148	2.390	0.783	100.3
16	9	Eduardo Alonso De Pablo	R A C E	Rk	13	5	2:18.564	2.806	0.416	100.0
17	7	Busian Fontán Alcalde	Club Jarama Sport	Rk	10	6	2:18.906	3.148	0.342	99.7
18	23	Miguel González Manzaneque	Paradinas MotorSport		12	9	2:18.921	3.163	0.015	99.7
19	3	Sergio Caval Diez	Rasante Sport	RkSen	10	4	2:19.489	3.731	0.568	99.3
20	42	Mónica Plaza Vazquez	C. D. Cuenca Motor 4x4	Fem Rk	12	2	2:23.544	7.786	4.055	96.5

Publicada a las :.....

Comisarios Deportivos:	Director de Carrera:	Cronometrador:
-------------------------------	-----------------------------	---------------------------



Circuito del Jarama
Copa KOBE de Circuitos
2º Entrenamiento LIBRE
Tiempos Por Vuelta



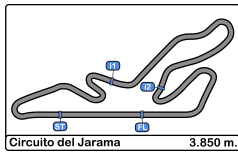
1							6								
1 Antonio Albacete Polo							1 Pablo Amorós Leblic								
Toyota Aygo							Toyota Aygo								
* 2 Teo Martín Motorsport							2 Eficar Team								
SEN							SEN								
Vta	D	Tiempo	Sector 1	Sector 2	Sector 3	V.Max	Elapsed	Vta	D	Tiempo	Sector 1	Sector 2	Sector 3	V.Max	Elapsed
1		12:17:26.795	12:16:01.736	47.391	37.668	62.9	12:17:26.795	1		12:19:03.088	12:16:57.351	1:19.625	46.112	68.7	12:19:03.088
2		2:16.463	51.678	47.105	37.680	148.3	12:19:43.258	2		2:31.712	1:04.812	48.281	38.619	81.8	12:21:34.800
3		2:17.451	52.371	47.234	37.846	145.9	12:22:00.709	3		2:37.978	52.794	58.729	46.455	147.3	12:24:12.778
4		2:16.495	51.552	47.044	37.899	153.4	12:24:17.204	4		2:23.890	58.111	47.630	38.149	87.8	12:26:36.668
5		2:32.474 P	51.460	47.321	53.693	154.7	12:26:49.678	5		2:17.957	52.099	47.761	38.097	149.3	12:28:54.625
6		4:26.358	2:55.715	52.531	38.112	78.8	12:31:16.036	6		2:22.957	51.896	53.209	37.852	149.7	12:31:17.582
7		2:16.692	51.834	47.164	37.694	150.6	12:33:32.728	7		2:16.927	51.511	47.497	37.919	151.2	12:33:34.509
8		2:16.332	51.498	47.148	37.686	151.0	12:35:49.060	8		2:17.414	51.754	47.560	38.100	150.6	12:35:51.923
9		2:16.201	51.362	47.195	37.644	150.2	12:38:05.261	9		2:17.603	51.738	47.818	38.047	149.5	12:38:09.526
10		2:16.296	51.520	47.104	37.672	150.8	12:40:21.557	10		2:17.447	51.774	47.570	38.103	149.7	12:40:26.973
11			1:00.482	1:00.552		113.9		11		2:18.000	52.261	47.690	38.049	150.6	12:42:44.973
12								12		2:17.350	51.740	47.687	37.923	150.4	12:45:02.323
13								13			1:00.766	59.432		140.0	
2							7								
1 Rafael Camacho Angulo							1 Busian Fontán Alcalde								
Toyota Aygo							Toyota Aygo								
RK 2 C.D.E. Última Vuelta							RK 2 Club Jarama Sport								
Vta	D	Tiempo	Sector 1	Sector 2	Sector 3	V.Max	Elapsed	Vta	D	Tiempo	Sector 1	Sector 2	Sector 3	V.Max	Elapsed
1		12:17:27.932	12:16:02.498	47.578	37.856	67.3	12:17:27.932	1		12:18:38.940	12:17:08.550	51.626	38.764	69.8	12:18:38.940
2		2:16.718	51.546	47.290	37.882	151.6	12:19:44.650	2		2:19.195	52.655	48.188	38.352	145.1	12:20:58.135
3		2:16.898	51.508	47.504	37.886	151.6	12:22:01.548	3		2:19.044	52.824	48.093	38.127	144.3	12:23:17.179
4		2:16.527	51.429	47.408	37.690	151.8	12:24:18.075	4		2:23.140 P	52.311	48.246	42.583	144.7	12:25:40.319
5		2:29.855 P	51.666	47.684	50.505	153.8	12:26:47.930	5		4:03.494	2:35.762	48.360	39.372	79.6	12:29:43.813
6		5:37.048	4:11.264	47.399	38.385	74.5	12:32:24.978	6		2:18.906	52.492	48.204	38.210	144.9	12:32:02.719
7		2:16.815	51.596	47.481	37.738	151.8	12:34:41.793	7		2:19.250	52.535	48.208	38.507	144.1	12:34:21.969
8		2:17.358	51.891	47.408	38.059	150.0	12:36:59.151	8		2:19.262	52.397	48.347	38.518	143.8	12:36:41.231
9		2:17.445	51.667	47.546	38.232	150.2	12:39:16.596	9		2:19.587	52.670	48.457	38.460	142.8	12:39:00.818
10		2:17.038	51.582	47.563	37.893	149.5	12:41:33.634	10		2:19.532	52.700	48.374	38.458	143.2	12:41:20.350
11		2:17.236	51.769	47.383	38.084	150.0	12:43:50.870	11			52.806	48.473		144.0	
12			58.091	1:14.564		150.4									
3							8								
1 Sergio Caval Diez							1 Alberto Gonzalez Checa								
Toyota Aygo							Toyota Aygo								
SEN/RK 2 Rasante Sport							2 C.D.E. Última Vuelta								
Vta	D	Tiempo	Sector 1	Sector 2	Sector 3	V.Max	Elapsed	Vta	D	Tiempo	Sector 1	Sector 2	Sector 3	V.Max	Elapsed
1		12:17:49.589	12:16:21.504	48.225	39.860	71.4	12:17:49.589	1		12:17:29.435	12:16:03.888	47.707	37.840	71.1	12:17:29.435
2		2:20.519	52.625	48.171	39.723	149.5	12:20:10.108	2		2:17.814	51.677	48.102	38.035	150.0	12:19:47.249
3		2:19.953	53.498	47.769	38.686	149.7	12:22:30.061	3		2:17.642	51.964	47.774	37.904	148.5	12:22:04.891
4		2:19.489	52.340	48.224	38.925	149.5	12:24:49.550	4		2:27.885 P	53.396	48.084	46.405	149.1	12:24:32.776
5		2:30.008 P	52.805	48.269	48.934	149.1	12:27:19.558	5		4:14.789	2:48.868	47.940	37.981	79.3	12:28:47.565
6		5:08.262	3:41.460	47.948	38.854	75.2	12:32:27.820	6		2:17.748	51.886	47.690	38.172	149.1	12:31:05.313
7		2:24.556	58.099	47.888	38.569	148.9	12:34:52.376	7		2:33.798	52.045	55.190	46.563	148.1	12:33:39.111
8		2:20.018	52.474	48.195	39.349	149.3	12:37:12.394	8		2:17.365	51.699	47.639	38.027	149.3	12:35:56.476
9		2:19.979	52.775	48.228	38.976	149.5	12:39:32.373	9		2:17.490	51.771	47.895	37.824	149.3	12:38:13.966
10		3:03.972 P	53.117	1:04.263	1:06.592	149.5	12:42:36.345	10		2:21.348	51.978	48.434	40.936	150.0	12:40:35.314
5							12								
1 Jorge J. Rodriguez Cañibano							12								
Toyota Aygo							Eficar Team								
SJUN/RK 2															
Vta	D	Tiempo	Sector 1	Sector 2	Sector 3	V.Max	Elapsed	Vta	D	Tiempo	Sector 1	Sector 2	Sector 3	V.Max	Elapsed
1		12:17:35.447	12:16:09.966	47.534	37.947	67.7	12:17:35.447								
2		2:16.959	52.016	47.010	37.933	152.3	12:19:52.406								
3		2:16.808	51.601	47.223	37.984	154.5	12:22:09.214								
4		2:16.384	51.484	47.008	37.892	153.8	12:24:25.598								
5		2:17.054	51.802	47.290	37.962	155.1	12:26:42.652								
6		2:17.235	51.949	47.160	38.126	153.8	12:28:59.887								
7		2:19.197	51.756	49.643	37.798	152.9	12:31:19.084								
8		2:28.632 P	51.805	47.580	49.247	148.7	12:33:47.716								



Circuito del Jarama
Copa KOBE de Circuitos
2º Entrenamiento LIBRE
Tiempos Por Vuelta



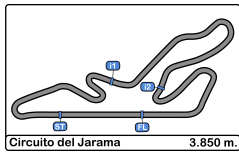
9							12							
1 Eduardo Alonso De Pablo							1 Alvaro Serrano Aguilar							
Toyota Aygo							Toyota Aygo							
RACE							A. E. C. D.							
Vta	D	Tiempo	Sector 1	Sector 2	Sector 3	V.Max	Vta	D	Tiempo	Sector 1	Sector 2	Sector 3	V.Max	Elapsed
1		12:17:47.614	12:16:20.381	48.397	38.836	69.4	1		12:17:45.634	12:16:19.627	47.696	38.311	72.5	12:17:45.634
2		2:18.986	52.454	48.206	38.326	147.5	2		2:16.771	51.725	47.183	37.863	148.9	12:20:02.405
3		2:19.294	52.443	48.168	38.683	148.7	3		2:26.100 P	51.529	47.770	46.801	149.7	12:22:28.505
4		2:18.857	52.238	48.041	38.578	147.7	4		3:03.200	1:37.911	47.584	37.705	80.7	12:25:31.705
5		2:18.564	52.209	47.957	38.398	151.8	5		2:16.292	51.331	47.113	37.848	151.8	12:27:47.997
6		2:19.594	52.393	48.436	38.765	150.8	6		2:16.145	51.469	46.855	37.821	152.7	12:30:04.142
7		2:20.176	52.870	48.443	38.863	147.9	7		2:18.972	51.557	46.807	40.608	152.7	12:32:23.114
8		2:18.999	52.238	48.039	38.722	148.7	8		2:25.697	1:00.963	46.959	37.775	98.2	12:34:48.811
9		2:19.661	52.619	48.243	38.799	148.9	9		2:16.658	51.551	47.237	37.870	150.4	12:37:05.469
10		2:19.391	52.421	48.013	38.957	147.9	10		2:44.197	55.116	1:09.889	39.192	150.8	12:39:49.666
11		2:19.872	52.680	48.397	38.795	148.9	11		2:17.897	53.070	46.987	37.840	119.4	12:42:07.563
12		2:20.036	52.894	48.356	38.786	148.7	12		2:16.699	51.712	47.169	37.818	152.7	12:44:24.262
13		2:20.112	52.506	48.614	38.992	148.7	13		2:17.901	51.527	47.225	39.149	150.2	12:46:42.163
14			1:01.655	58.844		114.8	14			54.055	47.503		133.9	
10							13							
1 Miguel Villaceros Sundmaches							1 Sergio López Mayoral							
Toyota Aygo							Toyota Aygo							
Automovil Club Madrid Sport							Paradinas MotorSport							
Vta	D	Tiempo	Sector 1	Sector 2	Sector 3	V.Max	Vta	D	Tiempo	Sector 1	Sector 2	Sector 3	V.Max	Elapsed
1		12:17:27.369	12:16:02.111	47.482	37.776	65.2	1		12:17:34.584	12:16:09.443	47.297	37.844	66.9	12:17:34.584
2		2:16.231	51.504	47.007	37.720	151.8	2		2:17.160	51.922	47.160	38.078	148.1	12:19:51.744
3		2:16.594	51.397	47.273	37.924	152.7	3		2:16.512	51.374	47.075	38.063	150.8	12:22:08.256
4		2:16.704	51.609	47.181	37.914	150.4	4		2:16.476	51.929	46.893	37.654	151.2	12:24:24.732
5		2:26.835 P	52.229	47.717	46.889	152.9	5		2:16.178	51.364	47.128	37.686	152.5	12:26:40.910
6		3:46.389	2:21.399	47.264	37.726	82.6	6		2:22.606 P	51.572	47.012	44.022	152.9	12:29:03.516
7		2:16.568	51.655	47.090	37.823	150.8	7		3:56.879	2:31.358	47.769	37.752	74.0	12:33:00.395
8		2:16.373	51.615	47.054	37.704	151.2	8		2:16.957	51.612	47.325	38.020	150.4	12:35:17.352
9		2:16.655	51.587	47.288	37.780	151.8	9		2:16.687	51.656	47.283	37.748	150.0	12:37:34.039
10			56.945	52.926		134.4	10		2:16.021	51.388	47.102	37.531	150.2	12:39:50.060
11							17							
1 Alejandro Romero Beiro							1 Ana Barreras Barbero							
Toyota Aygo							Toyota Aygo							
Eficar Team							Automóvil Club Madrid Sport							
Vta	D	Tiempo	Sector 1	Sector 2	Sector 3	V.Max	Vta	D	Tiempo	Sector 1	Sector 2	Sector 3	V.Max	Elapsed
1		12:17:28.340	12:16:03.085	47.451	37.804	68.8	1		12:17:51.053	12:16:16.193	51.008	43.852	66.7	12:17:51.053
2		2:21.577	51.682	49.476	40.419	152.1	2		2:22.823	56.515	47.705	38.603	144.7	12:20:13.876
3		2:16.322	51.341	47.157	37.824	151.0	3		2:18.305	52.484	47.563	38.258	149.5	12:22:32.181
4		2:16.912	51.789	47.221	37.902	152.1	4		2:24.335	55.697	49.543	39.095	137.9	12:24:56.516
5		2:16.245	51.305	46.981	37.959	151.8	5		2:18.231	52.015	47.890	38.326	150.0	12:27:14.747
6		2:15.879	51.242	47.114	37.523	151.4	6		2:18.148	52.241	47.609	38.298	149.3	12:29:32.895
7		2:32.174	57.823	52.165	42.186	155.1	7		2:18.156	52.252	47.620	38.284	149.1	12:31:51.051
8		2:16.303	51.540	47.024	37.739	152.5	8		2:18.275	52.095	47.947	38.233	148.9	12:34:09.326
9		2:15.758	51.196	47.103	37.459	153.4	9		2:18.266	52.154	47.729	38.383	148.9	12:36:27.592
10		2:24.296	51.674	53.068	39.554	152.3	10		2:18.588	52.446	47.796	38.346	148.7	12:38:46.180
11		2:16.126	51.271	47.169	37.686	151.2	11		2:47.046 P	58.660	54.936	53.450	149.1	12:41:33.226
12		2:16.840	51.306	47.874	37.660	152.3	12			3:00.825	48.818		71.1	
13		2:16.818	51.663	47.140	38.015	151.8								
14			55.838	49.961		141.5								



Circuito del Jarama
Copa KOBÉ de Circuitos
2º Entrenamiento LIBRE
Mejores Sectores



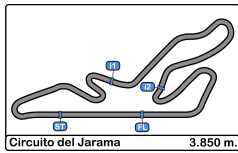
Sector - 1				Sector - 2				Sector - 3				Vuelta Ideal vs Mejor Vuelta			
Clas	Nº	Nombre	Tiempo	Nº	Nombre	Tiempo	Nº	Nombre	Tiempo	Clas	Nº	Nombre	Vta. Ideal	Mejor Vta.	Clas
1	11	Alejandro Romero Beiro	51.196	12	Alvaro Serrano Aguilar	46.807	11	Alejandro Romero Beiro	37.459	1	11	Alejandro Romero Beiro	2:15.636	2:15.758	1
2	33	Felix Aparicio Rodriguez	51.326	13	Sergio López Mayora	46.893	13	Sergio López Mayora	37.531	2	13	Sergio López Mayora	2:15.788	2:16.021	2
3	12	Alvaro Serrano Aguilar	51.331	11	Alejandro Romero Beiro	46.981	1	Antonio Albacete Polo	37.644	3	12	Alvaro Serrano Aguilar	2:15.843	2:16.145	3
4	1	Antonio Albacete Polo	51.362	10	Miguel Villaceros	47.007	33	Felix Aparicio Rodriguez	37.682	4	1	Antonio Albacete Polo	2:16.050	2:16.201	4
5	13	Sergio López Mayora	51.364	5	Jorge J. Rodriguez	47.008	2	Rafael Camacho Angulo	37.690	5	33	Felix Aparicio Rodriguez	2:16.075	2:16.263	6
6	10	Miguel Villaceros	51.397	53	José Marcial Rodriguez	47.027	35	Angel Rodriguez Cabello	37.692	6	10	Miguel Villaceros	2:16.108	2:16.231	5
7	53	José Marcial Rodriguez	51.423	1	Antonio Albacete Polo	47.044	10	Miguel Villaceros	37.704	7	5	Jorge J. Rodriguez	2:16.290	2:16.384	7
8	2	Rafael Camacho Angulo	51.429	33	Felix Aparicio Rodriguez	47.067	12	Alvaro Serrano Aguilar	37.705	8	35	Angel Rodriguez Cabello	2:16.333	2:16.507	9
9	35	Angel Rodriguez Cabello	51.445	26	Isidro Callejas	47.181	5	Jorge J. Rodriguez	37.798	9	53	José Marcial Rodriguez	2:16.335	2:16.501	8
10	77	Jean Louis Carponci	51.445	35	Angel Rodriguez Cabello	47.196	26	Isidro Callejas	37.806	10	2	Rafael Camacho Angulo	2:16.409	2:16.527	10
11	5	Jorge J. Rodriguez	51.484	2	Rafael Camacho Angulo	47.290	8	Alberto Gonzalez Checa	37.824	11	26	Isidro Callejas	2:16.679	2:16.888	11
12	6	Pablo Amorós Leblic	51.511	77	Jean Louis Carponci	47.355	6	Pablo Amorós Leblic	37.852	12	77	Jean Louis Carponci	2:16.729	2:17.187	13
13	8	Alberto Gonzalez Checa	51.677	6	Pablo Amorós Leblic	47.497	53	José Marcial Rodriguez	37.885	13	6	Pablo Amorós Leblic	2:16.860	2:16.927	12
14	26	Isidro Callejas	51.692	17	Ana Barreras Barber	47.563	77	Jean Louis Carponci	37.929	14	8	Alberto Gonzalez Checa	2:17.132	2:17.365	14
15	17	Ana Barreras Barber	52.015	8	Alberto Gonzalez Checa	47.631	7	Busian Fontán Alcalde	38.127	15	17	Ana Barreras Barber	2:17.811	2:18.148	15
16	9	Eduardo Alonso De	52.209	3	Sergio Caval Diez	47.769	17	Ana Barreras Barber	38.233	16	9	Eduardo Alonso De	2:18.492	2:18.564	16
17	7	Busian Fontán Alcalde	52.311	23	Miguel González	47.903	9	Eduardo Alonso De	38.326	17	7	Busian Fontán Alcalde	2:18.531	2:18.906	17
18	3	Sergio Caval Diez	52.340	9	Eduardo Alonso De	47.957	23	Miguel González	38.379	18	3	Sergio Caval Diez	2:18.678	2:19.489	19
19	23	Miguel González	52.439	7	Busian Fontán Alcalde	48.093	3	Sergio Caval Diez	38.569	19	23	Miguel González	2:18.721	2:18.921	18
20	42	Mónica Plaza Vazqu	54.120	42	Mónica Plaza Vazqu	48.731	42	Mónica Plaza Vazqu	39.542	20	42	Mónica Plaza Vazqu	2:22.393	2:23.544	20



Circuito del Jarama
Copa KOBE de Circuitos
2º Entrenamiento LIBRE
5 Mejores Tiempos



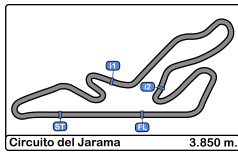
Cls	Nº	Piloto	Concursante	Cat.	Mejor 1		Mejor 2		Mejor 3		Mejor 4		Mejor 5	
					Tiempo	V.R.	Tiempo	V.R.	Tiempo	V.R.	Tiempo	V.R.	Tiempo	V.R.
1	11	Alejandro Romero Beiro	Eficar Team	RkSen	2:15.758	9	2:15.879	6	2:16.126	11	2:16.245	5	2:16.303	8
2	13	Sergio López Mayoral	Paradinas MotorSport	Jun	2:16.021	10	2:16.178	5	2:16.413	11	2:16.476	4	2:16.512	3
3	12	Alvaro Serrano Aguilar	A. E. C. D.		2:16.145	6	2:16.292	5	2:16.658	9	2:16.699	12	2:16.771	2
4	1	Antonio Albacete Polo	Teo Martín Motorsport		2:16.201	9	2:16.296	10	2:16.332	8	2:16.463	2	2:16.495	4
5	10	Miguel Villaceros Sundmaches	Automovil Club Madrid Sport		2:16.231	2	2:16.373	8	2:16.568	7	2:16.594	3	2:16.655	9
6	33	Felix Aparicio Rodriguez	VSR Motorsport	RkSJun	2:16.263	7	2:16.329	9	2:16.537	3	2:16.884	2	2:16.896	4
7	5	Jorge J. Rodriguez Cañibano	Eficar Team	RkSJun	2:16.384	4	2:16.808	3	2:16.959	2	2:17.054	5	2:17.235	6
8	53	José Marcial Rodríguez Cañiba	Eficar Team	Jun	2:16.501	4	2:16.586	8	2:16.641	3	2:16.746	7	2:17.093	5
9	35	Angel Rodriguez Cabello	Overcar Team	Sen	2:16.507	4	2:16.693	3	2:17.414	5	2:17.435	2	2:25.727	8
10	2	Rafael Camacho Angulo	C.D.E. Última Vuelta	Rk	2:16.527	4	2:16.718	2	2:16.815	7	2:16.898	3	2:17.038	10
11	26	Isidro Callejas	R A C E	RkSJun	2:16.888	10	2:16.973	6	2:17.434	3	2:17.434	4	2:17.459	5
12	6	Pablo Amorós Leblic	Eficar Team	Sen	2:16.927	7	2:17.350	12	2:17.414	8	2:17.447	10	2:17.603	9
13	77	Jean Louis Carponcin	Jean Louis Carponcin	RkSen	2:17.187	7	2:17.241	9	2:17.310	11	2:17.483	6	2:17.494	10
14	8	Alberto Gonzalez Checa	C.D.E. Última Vuelta		2:17.365	8	2:17.490	9	2:17.642	3	2:17.748	6	2:17.814	2
15	17	Ana Barreras Barbero	Automóvil Club Madrid Sport	Fem	2:18.148	6	2:18.156	7	2:18.231	5	2:18.266	9	2:18.275	8
16	9	Eduardo Alonso De Pablo	R A C E	Rk	2:18.564	5	2:18.857	4	2:18.986	2	2:18.999	8	2:19.294	3
17	7	Busian Fontán Alcalde	Club Jarama Sport	Rk	2:18.906	6	2:19.044	3	2:19.195	2	2:19.250	7	2:19.262	8
18	23	Miguel González Manzaneque	Paradinas MotorSport		2:18.921	9	2:19.088	6	2:19.178	5	2:19.395	12	2:19.628	10
19	3	Sergio Caval Diez	Rasante Sport	RkSen	2:19.489	4	2:19.953	3	2:19.979	9	2:20.018	8	2:20.519	2
20	42	Mónica Plaza Vazquez	C. D. Cuenca Motor 4x4	Fem Rk	2:23.544	2	2:24.011	6	2:24.063	3	2:24.358	10	2:24.505	4



Circuito del Jarama
Copa KOBE de Circuitos
2º Entrenamiento LIBRE
5 Mejores Velocidades



Cls	Nº	Piloto	Concursante	Cat.	V.Max 1		V.Max 2		V.Max 3		V.Max 4		V.Max 5		Media
					Km/h	Vta.	Km/h	Vta.	Km/h	Vta.	Km/h	Vta.	Km/h	Vta.	
1	5	Jorge J. Rodriguez Cañibano	Eficar Team	RkSJ	155.1	5	154.5	3	153.8	4	153.8	6	152.9	7	154.0
2	11	Alejandro Romero Beiro	Eficar Team	RkSen	155.1	7	153.4	9	152.5	8	152.3	10	152.3	12	153.1
3	1	Antonio Albacete Polo	Teo Martin Motorsport		154.7	5	153.4	4	151.0	8	150.8	10	150.6	7	152.1
4	2	Rafael Camacho Angulo	C.D.E. Última Vuelta	Rk	153.8	5	151.8	4	151.8	7	151.6	2	151.6	3	152.2
5	77	Jean Louis Carponcin	Jean Louis Carponcin	RkSen	153.8	9	152.1	4	152.1	6	151.8	5	151.8	8	152.3
6	53	José Marcial Rodríguez Cañibano	Eficar Team	Jun	153.6	5	152.3	4	151.8	2	151.8	9	150.8	3	152.1
7	13	Sergio López Mayoral	Paradinas MotorSport	Jun	153.4	11	152.9	6	152.5	5	151.2	4	150.8	3	152.2
8	10	Miguel Villaceros Sundmaches	Automovil Club Madrid Sport		152.9	5	152.7	3	151.8	2	151.8	9	151.2	8	152.1
9	12	Alvaro Serrano Aguilar	A. E. C. D.		152.7	6	152.7	7	152.7	12	151.8	5	150.8	10	152.2
10	9	Eduardo Alonso De Pablo	R A C E	Rk	151.8	5	150.8	6	148.9	9	148.9	11	148.7	3	149.8
11	26	Isidro Callejas	R A C E	RkSJ	151.6	7	150.4	10	150.0	12	149.5	5	149.5	6	150.2
12	33	Felix Aparicio Rodriguez	VSR Motorsport	RkSJ	151.6	8	151.2	10	151.0	7	150.2	9	150.0	4	150.8
13	23	Miguel González Manzanque	Paradinas MotorSport		151.4	5	150.6	6	149.7	7	149.1	4	148.7	3	149.9
14	42	Mónica Plaza Vazquez	C. D. Cuenca Motor 4x4	Fem Rk	151.4	5	150.2	9	149.7	10	149.7	11	149.5	2	150.1
15	6	Pablo Amorós Leblic	Eficar Team	Sen	151.2	7	150.6	8	150.6	11	150.4	12	149.7	6	150.5
16	8	Alberto Gonzalez Checa	C.D.E. Última Vuelta		150.0	2	150.0	10	149.7	11	149.7	12	149.3	8	149.7
17	17	Ana Barreras Barbero	Automóvil Club Madrid Sport	Fem	150.0	5	149.5	3	149.3	6	149.1	7	149.1	11	149.4
18	35	Angel Rodriguez Cabello	Overcar Team	Sen	150.0	3	149.3	5	149.1	6	149.1	8	148.5	4	149.2
19	3	Sergio Caval Diez	Rasante Sport	RkSen	149.7	3	149.5	2	149.5	4	149.5	9	149.5	10	149.6
20	7	Busian Fontán Alcalde	Club Jarama Sport	Rk	145.1	2	144.9	6	144.7	4	144.3	3	144.1	7	144.6



Circuito del Jarama
Copa KOBE de Circuitos
2º Entrenamiento LIBRE
Secuencia Vueltas Rápidas



<u>Vta.</u>	<u>Hora Día</u>	<u>Tiempo Sesión</u>	<u>Nº</u>	<u>Piloto</u>	<u>Concursante</u>	<u>Cat.</u>	<u>Tiempo</u>	<u>Km/h</u>
2	13:19:43.258	1:04:42.258	1	Antonio Albacete Polo	Teo Martín Motorsport		2:16.463	101.5
2	13:19:43.600	1:04:42.600	10	Miguel Villaceros Sundmaches	Automovil Club Madrid Sport		2:16.231	101.7
5	13:26:40.910	1:11:39.910	13	Sergio López Mayoral	Paradinas MotorSport	Jun	2:16.178	101.7
6	13:28:55.275	1:13:54.275	11	Alejandro Romero Beiro	Eficar Team	RkSen	2:15.879	102.0
9	13:35:59.510	1:20:58.510	11	Alejandro Romero Beiro	Eficar Team	RkSen	2:15.758	102.0

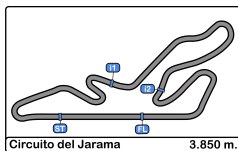


Circuito del Jarama
Copa KOBE de Circuitos
2º Entrenamiento LIBRE



Mejor Maxima Velocidad del Evento

Nº	Piloto	Concursante	Cat.	Km/h	Sesión
5	Jorge J. Rodriguez Cañibano	Eficar Team	RkSJun	155.8	1º Entrenamiento LIBRE
11	Alejandro Romero Beiro	Eficar Team	RkSen	155.1	1º Entrenamiento LIBRE
26	Isidro Callejas	R A C E	RkSJun	154.9	1º Entrenamiento LIBRE
1	Antonio Albacete Polo	Teo Martín Motorsport		154.7	2º Entrenamiento LIBRE
2	Rafael Camacho Angulo	C.D.E. Última Vuelta	Rk	154.2	1º Entrenamiento LIBRE
77	Jean Louis Carponcin	Jean Louis Carponcin	RkSen	153.8	2º Entrenamiento LIBRE
53	José Marcial Rodriguez Cañibano	Eficar Team	Jun	153.6	2º Entrenamiento LIBRE
13	Sergio López Mayoral	Paradinas MotorSport	Jun	153.4	2º Entrenamiento LIBRE
10	Miguel Villaceros Sundmaches	Automovil Club Madrid Sport		152.9	2º Entrenamiento LIBRE
12	Alvaro Serrano Aguilar	A. E. C. D.		152.7	2º Entrenamiento LIBRE
23	Miguel González Manzaneque	Paradinas MotorSport		152.1	1º Entrenamiento LIBRE
17	Ana Barreras Barbero	Automóvil Club Madrid Sport	Fem	151.8	1º Entrenamiento LIBRE
9	Eduardo Alonso De Pablo	R A C E	Rk	151.8	2º Entrenamiento LIBRE
33	Felix Aparicio Rodriguez	VSR Motorsport	RkSJun	151.6	2º Entrenamiento LIBRE
42	Mónica Plaza Vazquez	C. D. Cuenca Motor 4x4	Fem Rk	151.4	2º Entrenamiento LIBRE
6	Pablo Amorós Leblic	Eficar Team	Sen	151.2	2º Entrenamiento LIBRE
8	Alberto Gonzalez Checa	C.D.E. Última Vuelta		151.0	1º Entrenamiento LIBRE
35	Angel Rodriguez Cabello	Overcar Team	Sen	150.2	1º Entrenamiento LIBRE
3	Sergio Caval Diez	Rasante Sport	RkSen	150.0	1º Entrenamiento LIBRE
7	Busian Fontán Alcalde	Club Jarama Sport	Rk	148.1	1º Entrenamiento LIBRE



Circuito del Jarama
Copa KOBE de Circuitos
2º Entrenamiento LIBRE
Tiempos Parada en Pit



1 Teo Martín Motorsport
 Toyota Aygo *

Nr.	Hora Día Entrada	Tiempo Entrada	Tiempo Salida	Tiempo Box	Tiempo Box Total
1	12:26:45.220	12:26:45.220	12:28:56.403	0:02:11.183	0:02:11.183

2 C.D.E. Última Vuelta
 Toyota Aygo RK

Nr.	Hora Día Entrada	Tiempo Entrada	Tiempo Salida	Tiempo Box	Tiempo Box Total
1	12:26:43.434	12:26:43.434	12:30:11.454	0:03:28.020	0:03:28.020

3 Rasante Sport
 Toyota Aygo SEN/RK

Nr.	Hora Día Entrada	Tiempo Entrada	Tiempo Salida	Tiempo Box	Tiempo Box Total
1	12:27:14.235	12:27:14.235	12:30:12.672	0:02:58.437	0:02:58.437

7 Club Jarama Sport
 Toyota Aygo RK

Nr.	Hora Día Entrada	Tiempo Entrada	Tiempo Salida	Tiempo Box	Tiempo Box Total
1	12:25:36.944	12:25:36.944	12:27:28.460	0:01:51.516	0:01:51.516

8 C.D.E. Última Vuelta
 Toyota Aygo

Nr.	Hora Día Entrada	Tiempo Entrada	Tiempo Salida	Tiempo Box	Tiempo Box Total
1	12:24:29.509	12:24:29.509	12:26:34.021	0:02:04.512	0:02:04.512

10 Automovil Club Madrid Sport
 Toyota Aygo

Nr.	Hora Día Entrada	Tiempo Entrada	Tiempo Salida	Tiempo Box	Tiempo Box Total
1	12:26:39.879	12:26:39.879	12:28:18.000	0:01:38.121	0:01:38.121

12 A. E. C. D.
 Toyota Aygo

Nr.	Hora Día Entrada	Tiempo Entrada	Tiempo Salida	Tiempo Box	Tiempo Box Total
1	12:22:23.879	12:22:23.879	12:23:19.665	0:00:55.786	0:00:55.786

13 Paradinas MotorSport
 Toyota Aygo JUN

Nr.	Hora Día Entrada	Tiempo Entrada	Tiempo Salida	Tiempo Box	Tiempo Box Total
1	12:29:00.169	12:29:00.169	12:30:47.144	0:01:46.975	0:01:46.975

17 Automóvil Club Madrid Sport
 Toyota Aygo FEM

Nr.	Hora Día Entrada	Tiempo Entrada	Tiempo Salida	Tiempo Box	Tiempo Box Total
1	12:41:27.706	12:41:27.706	12:43:42.653	0:02:14.947	0:02:14.947

23 Paradinas MotorSport
 Toyota Aygo

Nr.	Hora Día Entrada	Tiempo Entrada	Tiempo Salida	Tiempo Box	Tiempo Box Total
1	12:31:57.214	12:31:57.214	12:34:20.841	0:02:23.627	0:02:23.627

26 R A C E
 Toyota Aygo SJUN/RK

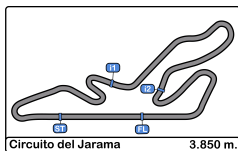
Nr.	Hora Día Entrada	Tiempo Entrada	Tiempo Salida	Tiempo Box	Tiempo Box Total
1	12:34:44.289	12:34:44.289	12:38:05.557	0:03:21.268	0:03:21.268

33 VSR Motorsport
 Toyota Aygo SJUN/RK

Nr.	Hora Día Entrada	Tiempo Entrada	Tiempo Salida	Tiempo Box	Tiempo Box Total
1	12:27:33.676	12:27:33.676	12:30:45.835	0:03:12.159	0:03:12.159

35 Overcar Team
 Toyota Aygo SEN

Nr.	Hora Día Entrada	Tiempo Entrada	Tiempo Salida	Tiempo Box	Tiempo Box Total
1	12:29:29.151	12:29:29.151	12:31:11.732	0:01:42.581	0:01:42.581




Circuito del Jarama
Copa KOBE de Circuitos
Entrenamiento cronometrado
Resultados Provisionales



Cls	Nº	Piloto	Concursante	Cat.	Vtas	V.R.	Tiempo	Dif 1º	Intervalo	Km/h
1	10	Miguel Villaceros Sundmaches	Automovil Club Madrid Sport		8	2	2:16.111			101.8
2	1	Antonio Albacete Polo	Teo Martín Motorsport		7	2	2:16.143	0.032	0.032	101.8
3	13	Sergio López Mayoral	Paradinas MotorSport	Jun	9	6	2:16.216	0.105	0.073	101.7
4	33	Felix Aparicio Rodriguez	VSR Motorsport	RkSJun	9	8	2:16.232	0.121	0.016	101.7
5	35	Angel Rodriguez Cabello	Overcar Team	Sen	8	8	2:16.271	0.160	0.039	101.7
6	12	Alvaro Serrano Aguilar	A. E. C. D.		9	9	2:16.285	0.174	0.014	101.6
7	2	Rafael Camacho Angulo	C.D.E. Última Vuelta	Rk	8	3	2:16.405	0.294	0.120	101.6
8	5	Jorge J. Rodriguez Cañibano	Eficar Team	RkSJun	9	3	2:16.500	0.389	0.095	101.5
9	11	Alejandro Romero Beiro	Eficar Team	RkSen	9	5	2:16.655	0.544	0.155	101.4
10	26	Isidro Callejas	R A C E	RkSJun	8	8	2:16.694	0.583	0.039	101.3
11	77	Jean Louis Carponcin	Jean Louis Carponcin	RkSen	9	3	2:16.726	0.615	0.032	101.3
12	53	José Marcial Rodriguez Cañibano	Eficar Team	Jun	9	7	2:16.772	0.661	0.046	101.3
13	8	Alberto Gonzalez Checa	C.D.E. Última Vuelta		9	9	2:16.806	0.695	0.034	101.3
14	6	Pablo Amorós Leblic	Eficar Team	Sen	9	3	2:16.862	0.751	0.056	101.2
15	17	Ana Barreras Barbero	Automóvil Club Madrid Sport	Fem	7	3	2:17.438	1.327	0.576	100.8
16	23	Miguel González Manzaneque	Paradinas MotorSport		8	6	2:18.476	2.365	1.038	100.0
17	7	Busian Fontán Alcalde	Club Jarama Sport	Rk	8	3	2:18.535	2.424	0.059	100.0
18	9	Eduardo Alonso De Pablo	R A C E	Rk	6	6	2:18.642	2.531	0.107	99.9
19	3	Sergio Caval Diez	Rasante Sport	RkSen	8	6	2:19.791	3.680	1.149	99.1
20	42	Mónica Plaza Vazquez	C. D. Cuenca Motor 4x4	Fem Rk	9	7	2:22.444	6.333	2.653	97.3

Publicada a las :

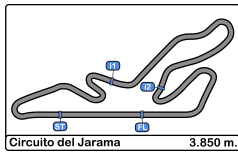
Comisarios Deportivos:	Director de Carrera:	Cronometrador: 
-------------------------------	-----------------------------	--



Circuito del Jarama
Copa KOBÉ de Circuitos
Entrenamiento cronometrado
Tiempos Por Vuelta



1							6									
1 Antonio Albacete Polo							1 Pablo Amorós Leblic									
Toyota Aygo							Toyota Aygo									
* 2 Teo Martín Motorsport							2 Eficar Team									
SEN							SEN									
Vta	D	Tiempo	Sector 1	Sector 2	Sector 3	V.Max	Elapsed	Vta	D	Tiempo	Sector 1	Sector 2	Sector 3	V.Max	Elapsed	
1		13:37:43.511	13:36:15.123	49.724	38.664	64.4	13:37:43.511	1		13:37:45.500	13:36:17.206	49.364	38.930	68.9	13:37:45.500	
2		2:16.143	51.392	47.100	37.651	153.8	13:39:59.654	2		2:17.025	51.930	47.312	37.783	151.8	13:40:02.525	
3		2:17.400	52.537	47.086	37.777	151.4	13:42:17.054	3		2:16.862	51.620	47.377	37.865	150.6	13:42:19.387	
4		2:44.047 P	1:11.441	47.426	45.180	153.8	13:45:01.101	4		2:17.325	51.718	47.623	37.984	151.2	13:44:36.712	
5		3:15.711	1:49.026	48.354	38.331	79.3	13:48:16.812	5		2:17.469	51.892	47.402	38.175	150.8	13:46:54.181	
6		2:16.558	51.475	47.244	37.839	150.2	13:50:33.370	6		2:17.185	51.549	47.471	38.165	150.8	13:49:11.366	
7		2:16.484	51.544	47.208	37.732	151.4	13:52:49.854	7		2:18.450	51.806	48.337	38.307	152.7	13:51:29.816	
8			58.364	54.947		135.5		8		2:17.616	51.845	47.848	37.923	152.7	13:53:47.432	
2							9									
1 Rafael Camacho Angulo							10									
Toyota Aygo							C.D.E. Última Vuelta									
RK 2							134.6									
Vta	D	Tiempo	Sector 1	Sector 2	Sector 3	V.Max	Elapsed	7								
1		13:37:46.641	13:36:18.804	49.082	38.755	74.7	13:37:46.641	1 Busian Fontán Alcalde								
2		2:17.660	52.103	47.297	38.260	155.6	13:40:04.301	Toyota Aygo								
3		2:16.405	51.375	47.152	37.878	156.9	13:42:20.706	RK 2 Club Jarama Sport								
4		2:19.234	52.622	48.435	38.177	154.7	13:44:39.940	<th>Vta</th> <th>D</th> <th>Tiempo</th> <th>Sector 1</th> <th>Sector 2</th> <th>Sector 3</th> <th>V.Max</th> <th>Elapsed</th>	Vta	D	Tiempo	Sector 1	Sector 2	Sector 3	V.Max	Elapsed
5		2:17.319	51.702	47.481	38.136	156.5	13:46:57.259	1		13:38:08.736	13:36:41.845	48.447	38.444	70.1	13:38:08.736	
6		2:23.838 P	51.527	47.433	44.878	151.8	13:49:21.097	2		2:18.820	52.457	48.150	38.213	144.5	13:40:27.556	
7		3:29.813	2:04.013	48.036	37.764	77.8	13:52:50.910	3		2:18.535	52.129	48.058	38.348	146.3	13:42:46.091	
8		2:17.404	51.667	47.539	38.198	153.4	13:55:08.314	4		2:24.076 P	52.476	48.504	43.096	146.3	13:45:10.167	
9			51.800	47.911		150.8		5		4:39.514	3:12.348	48.497	38.669	79.5	13:49:49.681	
3							8									
1 Sergio Caval Diez							1 Alberto Gonzalez Checa									
Toyota Aygo							Toyota Aygo									
SEN/RK 2							2 C.D.E. Última Vuelta									
Rasante Sport							145.3									
Vta	D	Tiempo	Sector 1	Sector 2	Sector 3	V.Max	Elapsed	Vta	D	Tiempo	Sector 1	Sector 2	Sector 3	V.Max	Elapsed	
1		13:38:02.545	13:36:35.416	48.394	38.735	68.7	13:38:02.545	1		13:37:47.937	13:36:20.509	48.293	39.135	74.3	13:37:47.937	
2		2:27.494 P	53.054	48.278	46.162	149.7	13:40:30.039	2		2:28.644	56.908	53.754	37.982	151.8	13:40:16.581	
3		3:15.786	1:48.026	48.374	39.386	79.8	13:43:45.825	3		2:17.726	51.919	47.718	38.089	151.6	13:42:34.307	
4		2:20.409	52.779	48.503	39.127	149.5	13:46:06.234	4		2:18.756	52.161	48.412	38.183	149.3	13:44:53.063	
5		2:20.421	53.003	48.337	39.081	150.2	13:48:26.655	5		2:17.231	51.777	47.498	37.956	149.5	13:47:10.294	
6		2:19.791	52.883	48.203	38.705	149.1	13:50:46.446	6		2:21.174	51.839	47.448	41.887	149.5	13:49:31.468	
7		2:20.258	52.948	48.382	38.928	149.3	13:53:06.704	7		2:19.900	52.875	48.848	38.177	149.1	13:51:51.368	
8		2:20.280	52.915	48.339	39.026	149.7	13:55:26.984	8		2:17.216	51.554	47.455	38.207	153.6	13:54:08.584	
9			58.671	55.934		117.5		9		2:16.806	51.687	47.394	37.725	151.0	13:56:25.390	
5							10									
1 Jorge J. Rodríguez Cañibano							57.331									
Toyota Aygo							52.325									
SJUN/RK 2							135.5									
Eficar Team							9									
Vta	D	Tiempo	Sector 1	Sector 2	Sector 3	V.Max	Elapsed	1 Eduardo Alonso De Pablo								
1		13:37:45.802	13:36:17.657	49.285	38.860	73.5	13:37:45.802	Toyota Aygo								
2		2:17.619	52.180	47.405	38.034	149.1	13:40:03.421	RK 2 R A C E								
3		2:16.500	51.297	47.116	38.087	154.7	13:42:19.921	<th>Vta</th> <th>D</th> <th>Tiempo</th> <th>Sector 1</th> <th>Sector 2</th> <th>Sector 3</th> <th>V.Max</th> <th>Elapsed</th>	Vta	D	Tiempo	Sector 1	Sector 2	Sector 3	V.Max	Elapsed
4		2:17.623	51.888	47.376	38.359	154.7	13:44:37.544	1		13:37:35.556	13:36:08.526	48.632	38.398	61.8	13:37:35.556	
5		2:17.109	51.491	47.386	38.232	154.5	13:46:54.653	2		2:19.220	52.496	48.094	38.630	148.7	13:39:54.776	
6		2:17.317	51.521	47.584	38.212	154.0	13:49:11.970	3		2:18.897	52.431	48.062	38.404	148.1	13:42:13.673	
7		2:17.285	51.518	47.572	38.195	155.1	13:51:29.255	4		2:19.023	52.213	48.095	38.715	148.7	13:44:32.696	
8		2:17.013	51.698	47.203	38.112	152.3	13:53:46.268	5		2:19.808	53.450	47.971	38.387	149.3	13:46:52.504	
9		2:17.195	51.642	47.626	37.927	152.5	13:56:03.463	6		2:18.642	52.159	48.042	38.441	148.1	13:49:11.146	
10			52.433	48.938		152.9		7			1:01.836	58.495		137.0		



Circuito del Jarama
Copa KOBÉ de Circuitos
Entrenamiento cronometrado
Tiempos Por Vuelta



10							17								
1 Miguel Villaceros Sundmaches			Toyota Aygo				1 Ana Barreras Barbero			Toyota Aygo					
2 Automovil Club Madrid Sport			FEM				2 Automóvil Club Madrid Sport								
Vta	D	Tiempo	Sector 1	Sector 2	Sector 3	V.Max	Elapsed	Vta	D	Tiempo	Sector 1	Sector 2	Sector 3	V.Max	Elapsed
1		13:37:43.898	13:36:15.500	49.909	38.489	67.7	13:37:43.898	1		13:37:49.126	13:36:21.223	47.953	39.950	76.5	13:37:49.126
2		2:16.111	51.385	47.083	37.643	156.5	13:40:00.009	2		2:30.757	56.810	55.589	38.358	151.8	13:40:19.883
3		2:16.346	51.246	47.262	37.838	154.5	13:42:16.355	3		2:17.438	51.907	47.490	38.041	151.4	13:42:37.321
4		2:16.475	51.298	47.053	38.124	152.1	13:44:32.830	4		2:18.215	52.158	47.721	38.336	149.7	13:44:55.536
5		2:25.338 P	52.382	47.848	45.108	151.6	13:46:58.168	5		2:17.614	51.787	47.429	38.398	150.8	13:47:13.150
6		4:14.554	2:48.925	47.655	37.974	82.1	13:51:12.722	6		2:24.094	54.471	51.200	38.423	150.8	13:49:37.244
7		2:16.462	51.544	47.217	37.701	150.8	13:53:29.184	7		2:17.700	51.705	47.591	38.404	151.2	13:51:54.944
8		2:16.603	51.589	47.253	37.761	151.8	13:55:45.787	8			54.241	50.151		151.4	
9			57.910	55.967			126.9								
11							23								
1 Alejandro Romero Beiro			Toyota Aygo				1 Miguel González Manzanegue			Toyota Aygo					
2 SEN/RK Eficar Team							2 Paradinás MotorSport								
Vta	D	Tiempo	Sector 1	Sector 2	Sector 3	V.Max	Elapsed	Vta	D	Tiempo	Sector 1	Sector 2	Sector 3	V.Max	Elapsed
1		13:37:42.445	13:36:05.035	54.897	42.513	61.6	13:37:42.445	1		13:38:30.151	13:36:45.185	1:04.994	39.972	73.6	13:38:30.151
2		2:43.903	1:01.623	1:02.273	40.007	118.1	13:40:26.348	2		2:23.659	53.576	51.374	38.709	147.1	13:40:53.810
3		2:16.960	51.650	47.127	38.183	151.0	13:42:43.308	3		2:19.054	52.343	48.082	38.629	147.9	13:43:12.864
4		2:16.775	51.816	47.168	37.791	150.6	13:45:00.083	4		2:23.687 P	52.604	48.308	42.775	147.3	13:45:36.551
5		2:16.655	51.619	47.231	37.805	151.6	13:47:16.738	5		3:48.843	2:22.469	47.607	38.767	86.0	13:49:25.394
6		2:16.764	51.456	47.223	38.085	151.0	13:49:33.502	6		2:18.476	52.274	47.813	38.389	150.0	13:51:43.870
7		2:17.006	51.492	47.485	38.029	153.4	13:51:50.508	7		2:18.593	52.290	47.980	38.323	151.8	13:54:02.463
8		2:17.077	51.558	47.537	37.982	152.3	13:54:07.585	8		2:18.748	52.275	47.891	38.582	152.3	13:56:21.211
9		2:17.213	52.037	47.369	37.807	152.9	13:56:24.798	9			52.870	49.574		151.0	
10			1:00.362	58.426			143.8								
12							26								
1 Alvaro Serrano Aguilar			Toyota Aygo				1 Isidro Callejas			Toyota Aygo					
2 A. E. C. D.							2 SJUN/RK R A C E								
Vta	D	Tiempo	Sector 1	Sector 2	Sector 3	V.Max	Elapsed	Vta	D	Tiempo	Sector 1	Sector 2	Sector 3	V.Max	Elapsed
1		13:37:49.506	13:36:24.123	47.323	38.060	77.2	13:37:49.506	1		13:37:42.707	13:36:05.679	54.847	42.181	57.2	13:37:42.707
2		2:17.311	52.065	47.105	38.141	155.3	13:40:06.817	2		2:21.233	53.816	48.742	38.675	119.4	13:40:03.940
3		2:17.501	51.638	47.697	38.166	155.8	13:42:24.318	3		2:17.244	52.097	47.164	37.983	153.4	13:42:21.184
4		2:16.994	52.153	46.903	37.938	153.8	13:44:41.312	4		2:18.333	52.734	47.457	38.142	154.2	13:44:39.517
5		2:16.946	51.542	47.316	38.088	156.5	13:46:58.258	5		2:19.798	54.129	47.694	37.975	151.8	13:46:59.315
6		2:16.863	51.991	46.929	37.943	154.0	13:49:15.121	6		2:18.914	53.359	47.453	38.102	151.0	13:49:18.229
7		2:17.650	51.770	47.251	38.629	153.1	13:51:32.771	7		2:17.432	51.872	47.628	37.932	150.0	13:51:35.661
8		2:16.614	51.738	47.105	37.771	152.9	13:53:49.385	8		2:16.694	51.498	47.413	37.783	150.4	13:53:52.355
9		2:16.285	51.460	47.087	37.738	154.2	13:56:05.670	9			51.640	47.850		150.8	
10			52.464	51.886			152.7								
13							33								
1 Sergio López Mayoral			Toyota Aygo				1 Felix Aparicio Rodriguez			Toyota Aygo					
2 JUN Paradinás MotorSport							2 SJUN/RK VSR Motorsport								
Vta	D	Tiempo	Sector 1	Sector 2	Sector 3	V.Max	Elapsed	Vta	D	Tiempo	Sector 1	Sector 2	Sector 3	V.Max	Elapsed
1		13:37:58.467	13:36:32.910	47.618	37.939	68.5	13:37:58.467	1		13:37:59.452	13:36:29.772	52.008	37.672	72.5	13:37:59.452
2		2:17.304	51.785	47.569	37.950	150.4	13:40:15.771	2		2:19.093	51.550	48.478	39.065	151.6	13:40:18.545
3		2:16.915	51.783	47.240	37.892	150.0	13:42:32.686	3		2:16.444	51.497	47.296	37.651	150.6	13:42:34.989
4		2:16.976	51.737	47.254	37.985	151.2	13:44:49.662	4		2:16.780	51.767	47.389	37.624	153.4	13:44:51.769
5		2:16.492	51.466	47.202	37.824	151.6	13:47:06.154	5		2:16.777	51.696	47.305	37.776	151.6	13:47:08.546
6		2:16.216	51.306	47.069	37.841	152.9	13:49:22.370	6		2:16.779	51.463	47.082	38.234	151.8	13:49:25.325
7		2:16.518	51.541	47.196	37.781	155.1	13:51:38.888	7		2:16.723	51.660	47.222	37.841	149.5	13:51:42.048
8		2:16.911	51.570	47.220	38.121	155.6	13:53:55.799	8		2:16.232	51.410	47.330	37.492	151.8	13:53:58.280
9		2:16.459	51.500	47.133	37.826	153.6	13:56:12.258	9		2:16.509	51.434	47.127	37.948	154.9	13:56:14.789
10			58.312	54.556			112.9				54.267	52.248		134.6	



Circuito del Jarama
Copa KOBE de Circuitos
Entrenamiento cronometrado
Tiempos Por Vuelta



2018-2020
COPA
KOBE MOTOR
CIRCUITOS

35

1 Angel Rodriguez Cabello Toyota Aygo

SEN 2 Overcar Team

Vta	D	Tiempo	Sector 1	Sector 2	Sector 3	V.Max	Elapsed
1		13:37:34.464	13:36:07.625	48.645	38.194	66.6	13:37:34.464
2		2:16.979	51.808	47.332	37.839	146.9	13:39:51.443
3		2:16.860	51.719	47.280	37.861	146.7	13:42:08.303
4		2:16.670	51.607	47.333	37.730	147.1	13:44:24.973
5		2:36.971 P	52.028	54.041	50.902	147.9	13:47:01.944
6		3:52.447	2:23.803	50.804	37.840	65.6	13:50:54.391
7		2:16.429	51.480	47.057	37.892	150.0	13:53:10.820
8		2:16.271	51.372	47.060	37.839	150.6	13:55:27.091
9			57.501	56.379		117.7	

42

1 Mónica Plaza Vazquez Toyota Aygo

FEM/RK 2 C. D. Cuenca Motor 4x4

Vta	D	Tiempo	Sector 1	Sector 2	Sector 3	V.Max	Elapsed
1		13:37:54.273	13:36:25.909	48.951	39.413	73.2	13:37:54.273
2		2:24.715	53.967	50.897	39.851	150.2	13:40:18.988
3		2:25.543	55.171	48.972	41.400	152.9	13:42:44.531
4		2:23.097	55.101	48.333	39.663	151.2	13:45:07.628
5		2:23.355	55.086	49.031	39.238	150.2	13:47:30.983
6		2:22.914	53.736	48.435	40.743	149.5	13:49:53.897
7		2:22.444	54.064	48.479	39.901	150.8	13:52:16.341
8		2:22.808	53.793	48.885	40.130	151.0	13:54:39.149
9		2:23.820	54.599	48.913	40.308	148.1	13:57:02.969
10			57.016	50.783		143.0	

53

1 José Marcial Rodriguez Toyota Aygo
 Cañibano

JUN 2 Eficar Team

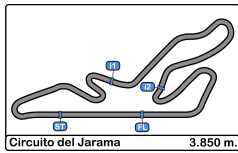
Vta	D	Tiempo	Sector 1	Sector 2	Sector 3	V.Max	Elapsed
1		13:37:46.161	13:36:18.043	49.138	38.980	74.0	13:37:46.161
2		2:20.065	53.601	47.652	38.812	146.3	13:40:06.226
3		2:23.411	51.872	53.211	38.328	153.8	13:42:29.637
4		2:17.223	51.777	47.248	38.198	151.8	13:44:46.860
5		2:17.593	51.796	47.518	38.279	151.0	13:47:04.453
6		2:17.197	51.774	47.346	38.077	152.1	13:49:21.650
7		2:16.772	51.662	47.221	37.889	152.7	13:51:38.422
8		2:23.237	52.219	52.981	38.037	152.1	13:54:01.659
9		2:17.535	51.705	47.607	38.223	153.4	13:56:19.194
10			55.005	51.626		152.1	

77

1 Jean Louis Carponcin Toyota Aygo

SEN/RK 2 Jean Louis Carponcin

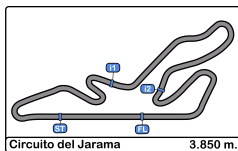
Vta	D	Tiempo	Sector 1	Sector 2	Sector 3	V.Max	Elapsed
1		13:37:40.709	13:35:59.687	57.036	43.986	63.9	13:37:40.709
2		2:24.851	58.861	47.268	38.722	136.5	13:40:05.560
3		2:16.726	51.453	47.156	38.117	152.3	13:42:22.286
4		2:18.112	52.373	47.438	38.301	153.6	13:44:40.398
5		2:19.529	52.053	47.415	40.061	156.5	13:46:59.927
6		2:18.769	53.233	47.399	38.137	148.7	13:49:18.696
7		2:21.113	51.951	48.895	40.267	154.9	13:51:39.809
8		2:17.682	51.764	47.704	38.214	153.4	13:53:57.491
9		2:17.084	51.659	47.443	37.982	152.5	13:56:14.575
10			59.214	58.355		121.8	



Circuito del Jarama
Copa KOBE de Circuitos
Entrenamiento cronometrado
Mejores Sectores



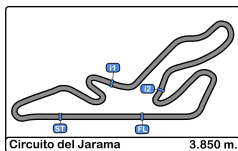
Sector - 1				Sector - 2				Sector - 3				Vuelta Ideal vs Mejor Vuelta			
Clas	Nº	Nombre	Tiempo	Nº	Nombre	Tiempo	Nº	Nombre	Tiempo	Clas	Nº	Nombre	Vta. Ideal	Mejor Vta.	Clas
1	10	Miguel Villaceros	51.246	12	Alvaro Serrano Aguilar	46.903	33	Felix Aparicio Rodriguez	37.492	1	10	Miguel Villaceros	2:15.942	2:16.111	1
2	5	Jorge J. Rodriguez	51.297	10	Miguel Villaceros	47.053	10	Miguel Villaceros	37.643	2	33	Felix Aparicio Rodriguez	2:15.984	2:16.232	4
3	13	Sergio López Mayora	51.306	35	Angel Rodriguez Cabello	47.057	1	Antonio Albacete Polo	37.651	3	12	Alvaro Serrano Aguilar	2:16.101	2:16.285	6
4	35	Angel Rodriguez Cabello	51.372	13	Sergio López Mayora	47.069	6	Pablo Amorós Leblic	37.717	4	1	Antonio Albacete Polo	2:16.129	2:16.143	2
5	2	Rafael Camacho Angulo	51.375	33	Felix Aparicio Rodriguez	47.082	8	Alberto Gonzalez Checa	37.725	5	13	Sergio López Mayora	2:16.156	2:16.216	3
6	1	Antonio Albacete Polo	51.392	1	Antonio Albacete Polo	47.086	35	Angel Rodriguez Cabello	37.730	6	35	Angel Rodriguez Cabello	2:16.159	2:16.271	5
7	33	Felix Aparicio Rodriguez	51.410	5	Jorge J. Rodriguez	47.116	12	Alvaro Serrano Aguilar	37.738	7	2	Rafael Camacho Angulo	2:16.291	2:16.405	7
8	77	Jean Louis Carponci	51.453	11	Alejandro Romero Beiro	47.127	2	Rafael Camacho Angulo	37.764	8	5	Jorge J. Rodriguez	2:16.340	2:16.500	8
9	11	Alejandro Romero Beiro	51.456	2	Rafael Camacho Angulo	47.152	13	Sergio López Mayora	37.781	9	11	Alejandro Romero Beiro	2:16.374	2:16.655	9
10	12	Alvaro Serrano Aguilar	51.460	77	Jean Louis Carponci	47.156	26	Isidro Callejas	37.783	10	26	Isidro Callejas	2:16.445	2:16.694	10
11	26	Isidro Callejas	51.498	26	Isidro Callejas	47.164	11	Alejandro Romero Beiro	37.791	11	6	Pablo Amorós Leblic	2:16.578	2:16.862	14
12	6	Pablo Amorós Leblic	51.549	53	José Marcial Rodriguez	47.221	53	José Marcial Rodriguez	37.889	12	77	Jean Louis Carponci	2:16.591	2:16.726	11
13	8	Alberto Gonzalez Checa	51.554	6	Pablo Amorós Leblic	47.312	5	Jorge J. Rodriguez	37.927	13	8	Alberto Gonzalez Checa	2:16.673	2:16.806	13
14	53	José Marcial Rodriguez	51.662	8	Alberto Gonzalez Checa	47.394	77	Jean Louis Carponci	37.982	14	53	José Marcial Rodriguez	2:16.772	2:16.772	12
15	17	Ana Barreras Barber	51.705	17	Ana Barreras Barber	47.429	17	Ana Barreras Barber	38.041	15	17	Ana Barreras Barber	2:17.175	2:17.438	15
16	7	Busian Fontán Alcalde	52.129	23	Miguel González	47.607	7	Busian Fontán Alcalde	38.213	16	23	Miguel González	2:18.204	2:18.476	16
17	9	Eduardo Alonso De	52.159	9	Eduardo Alonso De	47.971	23	Miguel González	38.323	17	7	Busian Fontán Alcalde	2:18.400	2:18.535	17
18	23	Miguel González	52.274	7	Busian Fontán Alcalde	48.058	9	Eduardo Alonso De	38.387	18	9	Eduardo Alonso De	2:18.517	2:18.642	18
19	3	Sergio Caval Diez	52.779	3	Sergio Caval Diez	48.203	3	Sergio Caval Diez	38.705	19	3	Sergio Caval Diez	2:19.687	2:19.791	19
20	42	Mónica Plaza Vazqu	53.736	42	Mónica Plaza Vazqu	48.333	42	Mónica Plaza Vazqu	39.238	20	42	Mónica Plaza Vazqu	2:21.307	2:22.444	20



Circuito del Jarama
Copa KOBE de Circuitos
Entrenamiento cronometrado
5 Mejores Tiempos



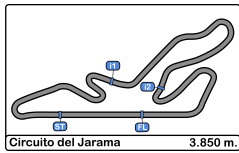
Cls	Nº	Piloto	Concursante	Cat.	Mejor 1		Mejor 2		Mejor 3		Mejor 4		Mejor 5	
					Tiempo	V.R.	Tiempo	V.R.	Tiempo	V.R.	Tiempo	V.R.	Tiempo	V.R.
1	10	Miguel Villaceros Sundmaches	Automovil Club Madrid Sport		2:16.111	2	2:16.346	3	2:16.462	7	2:16.475	4	2:16.603	8
2	1	Antonio Albacete Polo	Teo Martín Motorsport		2:16.143	2	2:16.484	7	2:16.558	6	2:17.400	3	2:44.047	4
3	13	Sergio López Mayoral	Paradinas MotorSport	Jun	2:16.216	6	2:16.459	9	2:16.492	5	2:16.518	7	2:16.911	8
4	33	Felix Aparicio Rodriguez	VSR Motorsport	RkSJun	2:16.232	8	2:16.444	3	2:16.509	9	2:16.723	7	2:16.777	5
5	35	Angel Rodriguez Cabello	Overcar Team	Sen	2:16.271	8	2:16.429	7	2:16.670	4	2:16.860	3	2:16.979	2
6	12	Alvaro Serrano Aguilar	A. E. C. D.		2:16.285	9	2:16.614	8	2:16.863	6	2:16.946	5	2:16.994	4
7	2	Rafael Camacho Angulo	C.D.E. Última Vuelta	Rk	2:16.405	3	2:17.319	5	2:17.404	8	2:17.660	2	2:19.234	4
8	5	Jorge J. Rodriguez Cañibano	Eficar Team	RkSJun	2:16.500	3	2:17.013	8	2:17.109	5	2:17.195	9	2:17.285	7
9	11	Alejandro Romero Beiro	Eficar Team	RkSen	2:16.655	5	2:16.764	6	2:16.775	4	2:16.960	3	2:17.006	7
10	26	Isidro Callejas	R A C E	RkSJun	2:16.694	8	2:17.244	3	2:17.432	7	2:18.333	4	2:18.914	6
11	77	Jean Louis Carponcin	Jean Louis Carponcin	RkSen	2:16.726	3	2:17.084	9	2:17.682	8	2:18.112	4	2:18.769	6
12	53	José Marcial Rodríguez Cañiba	Eficar Team	Jun	2:16.772	7	2:17.197	6	2:17.223	4	2:17.535	9	2:17.593	5
13	8	Alberto Gonzalez Checa	C.D.E. Última Vuelta		2:16.806	9	2:17.216	8	2:17.231	5	2:17.726	3	2:18.756	4
14	6	Pablo Amorós Leblic	Eficar Team	Sen	2:16.862	3	2:17.025	2	2:17.099	9	2:17.185	6	2:17.325	4
15	17	Ana Barreras Barbero	Automóvil Club Madrid Sport	Fem	2:17.438	3	2:17.614	5	2:17.700	7	2:18.215	4	2:24.094	6
16	23	Miguel González Manzaneque	Paradinas MotorSport		2:18.476	6	2:18.593	7	2:18.748	8	2:19.054	3	2:23.659	2
17	7	Busian Fontán Alcalde	Club Jarama Sport	Rk	2:18.535	3	2:18.820	2	2:18.990	6	2:19.441	8	2:19.470	7
18	9	Eduardo Alonso De Pablo	R A C E	Rk	2:18.642	6	2:18.897	3	2:19.023	4	2:19.220	2	2:19.808	5
19	3	Sergio Caval Diez	Rasante Sport	RkSen	2:19.791	6	2:20.258	7	2:20.280	8	2:20.409	4	2:20.421	5
20	42	Mónica Plaza Vazquez	C. D. Cuenca Motor 4x4	Fem Rk	2:22.444	7	2:22.808	8	2:22.914	6	2:23.097	4	2:23.355	5



Circuito del Jarama
Copa KOBE de Circuitos
Entrenamiento cronometrado
5 Mejores Velocidades



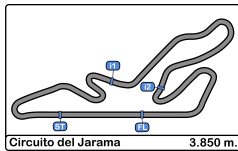
Cls	Nº	Piloto	Concursante	Cat.	V.Max 1		V.Max 2		V.Max 3		V.Max 4		V.Max 5		Media
					Km/h	Vta.	Km/h	Vta.	Km/h	Vta.	Km/h	Vta.	Km/h	Vta.	
1	2	Rafael Camacho Angulo	C.D.E. Última Vuelta	Rk	156.9	3	156.5	5	155.6	2	154.7	4	153.4	8	155.4
2	10	Miguel Villaceros Sundmaches	Automóvil Club Madrid Sport		156.5	2	154.5	3	152.1	4	151.8	8	151.6	5	153.3
3	12	Alvaro Serrano Aguilar	A. E. C. D.		156.5	5	155.8	3	155.3	2	154.2	9	154.0	6	155.2
4	77	Jean Louis Carponcin	Jean Louis Carponcin	RkSen	156.5	5	154.9	7	153.6	4	153.4	8	152.5	9	154.2
5	13	Sergio López Mayoral	Paradinas MotorSport	Jun	155.6	8	155.1	7	153.6	9	152.9	6	151.6	5	153.8
6	5	Jorge J. Rodríguez Cañibano	Eficar Team	RkSJU	155.1	7	154.7	3	154.7	4	154.5	5	154.0	6	154.6
7	33	Felix Aparicio Rodriguez	VSR Motorsport	RkSJU	154.9	9	153.4	4	151.8	6	151.8	8	151.6	2	152.7
8	26	Isidro Callejas	R A C E	RkSJU	154.2	4	153.4	3	151.8	5	151.0	6	150.8	9	152.2
9	1	Antonio Albacete Polo	Teo Martín Motorsport		153.8	2	153.8	4	151.4	3	151.4	7	150.2	6	152.1
10	53	José Marcial Rodríguez Cañibano	Eficar Team	Jun	153.8	3	153.4	9	152.7	7	152.1	6	152.1	8	152.8
11	8	Alberto Gonzalez Checa	C.D.E. Última Vuelta		153.6	8	151.8	2	151.6	3	151.0	9	149.5	5	151.5
12	11	Alejandro Romero Beiro	Eficar Team	RkSen	153.4	7	152.9	9	152.3	8	151.6	5	151.0	3	152.2
13	42	Mónica Plaza Vazquez	C. D. Cuenca Motor 4x4	Fem Rk	152.9	3	151.2	4	151.0	8	150.8	7	150.2	2	151.2
14	6	Pablo Amorós Leblic	Eficar Team	Sen	152.7	7	152.7	8	151.8	2	151.6	9	151.2	4	152.0
15	23	Miguel González Manzaneque	Paradinas MotorSport		152.3	8	151.8	7	151.0	9	150.0	6	147.9	3	150.6
16	17	Ana Barreras Barbero	Automóvil Club Madrid Sport	Fem	151.8	2	151.4	3	151.4	8	151.2	7	150.8	5	151.3
17	35	Angel Rodriguez Cabello	Overcar Team	Sen	150.6	8	150.0	7	147.9	5	147.1	4	146.9	2	148.5
18	3	Sergio Caval Diez	Rasante Sport	RkSen	150.2	5	149.7	2	149.7	8	149.5	4	149.3	7	149.7
19	9	Eduardo Alonso De Pablo	R A C E	Rk	149.3	5	148.7	2	148.7	4	148.1	3	148.1	6	148.6
20	7	Busian Fontán Alcalde	Club Jarama Sport	Rk	146.3	3	146.3	4	145.3	7	145.3	9	144.5	2	145.5



Circuito del Jarama
Copa KOBE de Circuitos
Entrenamiento cronometrado
Secuencia Vueltas Rápidas



<u>Vta.</u>	<u>Hora Día</u>	<u>Tiempo Sesión</u>	<u>Nº</u>	<u>Piloto</u>	<u>Concursante</u>	<u>Cat.</u>	<u>Tiempo</u>	<u>Km/h</u>
2	14:39:51.443	1:04:50.443	35	Angel Rodriguez Cabello	Overcar Team	Sen	2:16.979	101.1
2	14:39:59.654	1:04:58.654	1	Antonio Albacete Polo	Teo Martín Motorsport		2:16.143	101.8
2	14:40:00.009	1:04:59.009	10	Miguel Villaceros Sundmaches	Automovil Club Madrid Sport		2:16.111	101.8



Circuito del Jarama
Copa KOBE de Circuitos
Entrenamiento cronometrado
Mejor Maxima Velocidad del Evento



Nº	Piloto	Concursante	Cat.	Km/h	Sesión
2	Rafael Camacho Angulo	C.D.E. Última Vuelta	Rk	156.9	Entrenamiento cronometrado
10	Miguel Villaceros Sundmaches	Automovil Club Madrid Sport		156.5	Entrenamiento cronometrado
77	Jean Louis Carponcin	Jean Louis Carponcin	RkSen	156.5	Entrenamiento cronometrado
12	Alvaro Serrano Aguilar	A. E. C. D.		156.5	Entrenamiento cronometrado
5	Jorge J. Rodriguez Cañibano	Eficar Team	RkSJun	155.8	1º Entrenamiento LIBRE
13	Sergio López Mayoral	Paradinas MotorSport	Jun	155.6	Entrenamiento cronometrado
11	Alejandro Romero Beiro	Eficar Team	RkSen	155.1	1º Entrenamiento LIBRE
26	Isidro Callejas	R A C E	RkSJun	154.9	1º Entrenamiento LIBRE
33	Felix Aparicio Rodriguez	VSR Motorsport	RkSJun	154.9	Entrenamiento cronometrado
1	Antonio Albacete Polo	Teo Martín Motorsport		154.7	2º Entrenamiento LIBRE
53	José Marcial Rodriguez Cañibano	Eficar Team	Jun	153.8	Entrenamiento cronometrado
8	Alberto Gonzalez Checa	C.D.E. Última Vuelta		153.6	Entrenamiento cronometrado
42	Mónica Plaza Vazquez	C. D. Cuenca Motor 4x4	Fem Rk	152.9	Entrenamiento cronometrado
6	Pablo Amorós Leblic	Eficar Team	Sen	152.7	Entrenamiento cronometrado
23	Miguel González Manzaneque	Paradinas MotorSport		152.3	Entrenamiento cronometrado
17	Ana Barreras Barbero	Automóvil Club Madrid Sport	Fem	151.8	1º Entrenamiento LIBRE
9	Eduardo Alonso De Pablo	R A C E	Rk	151.8	2º Entrenamiento LIBRE
35	Angel Rodriguez Cabello	Overcar Team	Sen	150.6	Entrenamiento cronometrado
3	Sergio Caval Diez	Rasante Sport	RkSen	150.2	Entrenamiento cronometrado
7	Busian Fontán Alcalde	Club Jarama Sport	Rk	148.1	1º Entrenamiento LIBRE



Circuito del Jarama
Copa KOBE de Circuitos
Entrenamiento cronometrado
Tiempos Parada en Pit



2018-2020
COPA
KOBE MOTOR
 CIRCUITOS

1 Teo Martín Motorsport
 Toyota Aygo *

Nr.	Hora Día Entrada	Tiempo Entrada	Tiempo Salida	Tiempo Box	Tiempo Box Total
1	13:44:57.266	13:44:57.266	13:46:00.809	0:01:03.543	0:01:03.543

2 C.D.E. Última Vuelta
 Toyota Aygo RK

Nr.	Hora Día Entrada	Tiempo Entrada	Tiempo Salida	Tiempo Box	Tiempo Box Total
1	13:49:17.163	13:49:17.163	13:50:23.300	0:01:06.137	0:01:06.137

3 Rasante Sport
 Toyota Aygo SEN/RK

Nr.	Hora Día Entrada	Tiempo Entrada	Tiempo Salida	Tiempo Box	Tiempo Box Total
1	13:40:25.694	13:40:25.694	13:41:30.342	0:01:04.648	0:01:04.648

7 Club Jarama Sport
 Toyota Aygo RK

Nr.	Hora Día Entrada	Tiempo Entrada	Tiempo Salida	Tiempo Box	Tiempo Box Total
1	13:45:06.791	13:45:06.791	13:47:34.384	0:02:27.593	0:02:27.593

10 Automovil Club Madrid Sport
 Toyota Aygo

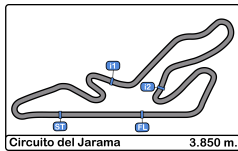
Nr.	Hora Día Entrada	Tiempo Entrada	Tiempo Salida	Tiempo Box	Tiempo Box Total
1	13:46:54.472	13:46:54.472	13:48:59.618	0:02:05.146	0:02:05.146

23 Paradinas MotorSport
 Toyota Aygo

Nr.	Hora Día Entrada	Tiempo Entrada	Tiempo Salida	Tiempo Box	Tiempo Box Total
1	13:45:33.610	13:45:33.610	13:47:11.514	0:01:37.904	0:01:37.904

35 Overcar Team
 Toyota Aygo SEN

Nr.	Hora Día Entrada	Tiempo Entrada	Tiempo Salida	Tiempo Box	Tiempo Box Total
1	13:46:56.678	13:46:56.678	13:48:29.839	0:01:33.161	0:01:33.161




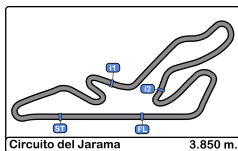
Circuito del Jarama
Copa KOBE de Circuitos
Entrenamiento cronometrado
Resultados Finales



Cls	Nº	Piloto	Concursante	Cat.	Vtas	V.R.	Tiempo	Dif 1º	Intervalo	Km/h
1	10	Miguel Villaceros Sundmaches	Automovil Club Madrid Sport		8	2	2:16.111			101.8
2	1	Antonio Albacete Polo	Teo Martín Motorsport		7	2	2:16.143	0.032	0.032	101.8
3	13	Sergio López Mayoral	Paradinas MotorSport	Jun	9	6	2:16.216	0.105	0.073	101.7
4	33	Felix Aparicio Rodriguez	VSR Motorsport	RkSJun	9	8	2:16.232	0.121	0.016	101.7
5	35	Angel Rodriguez Cabello	Overcar Team	Sen	8	8	2:16.271	0.160	0.039	101.7
6	12	Alvaro Serrano Aguilar	A. E. C. D.		9	9	2:16.285	0.174	0.014	101.6
7	2	Rafael Camacho Angulo	C.D.E. Última Vuelta	Rk	8	3	2:16.405	0.294	0.120	101.6
8	5	Jorge J. Rodriguez Cañibano	Eficar Team	RkSJun	9	3	2:16.500	0.389	0.095	101.5
9	11	Alejandro Romero Beiro	Eficar Team	RkSen	9	5	2:16.655	0.544	0.155	101.4
10	26	Isidro Callejas	R A C E	RkSJun	8	8	2:16.694	0.583	0.039	101.3
11	77	Jean Louis Carponcin	Jean Louis Carponcin	RkSen	9	3	2:16.726	0.615	0.032	101.3
12	53	José Marcial Rodriguez Cañibano	Eficar Team	Jun	9	7	2:16.772	0.661	0.046	101.3
13	8	Alberto Gonzalez Checa	C.D.E. Última Vuelta		9	9	2:16.806	0.695	0.034	101.3
14	6	Pablo Amorós Leblic	Eficar Team	Sen	9	3	2:16.862	0.751	0.056	101.2
15	17	Ana Barreras Barbero	Automóvil Club Madrid Sport	Fem	7	3	2:17.438	1.327	0.576	100.8
16	23	Miguel González Manzaneque	Paradinas MotorSport		8	6	2:18.476	2.365	1.038	100.0
17	7	Busian Fontán Alcalde	Club Jarama Sport	Rk	8	3	2:18.535	2.424	0.059	100.0
18	9	Eduardo Alonso De Pablo	R A C E	Rk	6	6	2:18.642	2.531	0.107	99.9
19	3	Sergio Caval Diez	Rasante Sport	RkSen	8	6	2:19.791	3.680	1.149	99.1
20	42	Mónica Plaza Vazquez	C. D. Cuenca Motor 4x4	Fem Rk	9	7	2:22.444	6.333	2.653	97.3

Publicada a las :

Comisarios Deportivos:	Director de Carrera:	Cronometrador: 
-------------------------------	-----------------------------	--



Circuito del Jarama
Copa KOBE de Circuitos
1ª Carrera
Parrilla de Salida



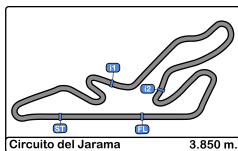
19	3	Sergio Caval Diez	2:19.791	.10.	2:22.444	Mónica Plaza Vazquez	42	20
17	7	Busian Fontán Alcalde	2:18.535	.9.	2:18.642	Eduardo Alonso De Pablo	9	18
15	17	Ana Barreras Barbero	2:17.438	.8.	2:18.476	Miguel González Manzanegue	23	16
13	8	Alberto Gonzalez Checa	2:16.806	.7.	2:16.862	Pablo Amorós Leblic	6	14
11	77	Jean Louis Carponcin	2:16.726	.6.	2:16.772	José Marcial Rodriguez Cañib	53	12
9	11	Alejandro Romero Beiro	2:16.655	.5.	2:16.694	Isidro Callejas	26	10
7	2	Rafael Camacho Angulo	2:16.405	.4.	2:16.500	Jorge J. Rodriguez Cañibano	5	8
5	35	Angel Rodriguez Cabello	2:16.271	.3.	2:16.285	Alvaro Serrano Aquilar	12	6
3	13	Sergio López Mayoral	2:16.216	.2.	2:16.232	Felix Aparicio Rodriguez	33	4
1	10	Miguel Villaceros Sundmache	2:16.111	.1.	2:16.143	Antonio Albacete Polo	1	2



Publicada a las:.....

Comisarios Deportivos:

Cronometrador:



Circuito del Jarama
Copa KOBE de Circuitos
1ª Carrera




Resultados Provisionales

Cls	Nº	Piloto	Concursante	Cat.	Vtas.	Tiempo	Dif 1º	Intervalo	Km/h	V.R.	Tiempo	Km/h
1	33	Felix Aparicio Rodriguez	VSR Motorsport	RkSJun	12	27:21.148			101.3	1	2:15.996	101.9
2	13	Sergio López Mayoral	Paradinas MotorSport	Jun	12	27:21.536	0.388	0.388	101.3	1	2:14.864	102.7
3	35	Angel Rodriguez Cabello	Overcar Team	Sen	12	27:21.881	0.733	0.345	101.2	1	2:15.774	102.0
4	26	Isidro Callejas	R A C E	RkSJun	12	27:22.770	1.622	0.889	101.2	6	2:16.198	101.7
5	11	Alejandro Romero Beiro	Eficar Team	RkSen	12	27:23.859	2.711	1.089	101.1	10	2:16.060	101.8
6	10	Miguel Villaceros Sundmaches	Automovil Club Madrid Sport		12	27:24.258	3.110	0.399	101.1	3	2:15.604	102.2
7	2	Rafael Camacho Angulo	C.D.E. Última Vuelta	Rk	12	27:25.448	4.300	1.190	101.0	3	2:16.204	101.7
8	6	Pablo Amorós Leblic	Eficar Team	Sen	12	27:31.668	10.520	6.220	100.6	5	2:16.609	101.4
9	8	Alberto Gonzalez Checa	C.D.E. Última Vuelta		12	27:32.337	11.189	0.669	100.6	2	2:17.061	101.1
10	53	José Marcial Rodríguez Cañibano	Eficar Team	Jun	12	27:34.713	13.565	2.376	100.5	3	2:15.751	102.0
11	5	Jorge J. Rodríguez Cañibano	Eficar Team	RkSJun	12	27:35.191	14.043	0.478	100.4	2	2:15.569	102.2
12	7	Busian Fontán Alcalde	Club Jarama Sport	Rk	12	27:40.799	19.651	5.608	100.1	5	2:17.307	100.9
13	1	Antonio Albacete Polo	Teo Martín Motorsport		12	27:40.966	19.818	0.167	100.1	3	2:15.707	102.1
14	17	Ana Barreras Barbero	Automóvil Club Madrid Sport	Fem	12	27:44.749	23.601	3.783	99.9	12	2:17.475	100.8
15	9	Eduardo Alonso De Pablo	R A C E	Rk	12	27:47.338	26.190	2.589	99.7	3	2:17.784	100.5
16	23	Miguel González Manzanque	Paradinas MotorSport		12	27:49.256	28.108	1.918	99.6	5	2:17.655	100.6
17	3	Sergio Caval Diez	Rasante Sport	RkSen	12	28:13.993	52.845	24.737	98.1	7	2:18.959	99.7
18	42	Mónica Plaza Vazquez	C. D. Cuenca Motor 4x4	Fem Rk	12	28:53.217	1:32.069	39.224	95.9	3	2:22.326	97.3
19	77	Jean Louis Carponcin	Jean Louis Carponcin	RkSen	11	25:34.116	1 Vta	1 Vta	99.3	2	2:16.827	101.2
20	12	Alvaro Serrano Aguilar	A. E. C. D.		9	20:36.711	3 Vtas.	2 Vtas.	100.8	6	2:16.121	101.8

Vuelta Rápida Sergio López Mayoral en 2:14.864 a 102.8 Km/h en la vuelta 1

Publicada a las :.....

Comisarios Deportivos:	Director de Carrera:	Cronometrador: 
-------------------------------	-----------------------------	--



Circuito del Jarama
Copa KOBE de Circuitos
1ª Carrera



Clasificación Provisional por Vuelta Rápida de Piloto

Cls	Nº	Piloto	Concursante	Cat.	Vtas	V.R.	Tiempo	Dif 1º	Intervalo	Km/h
1	13	Sergio López Mayoral	Paradinas MotorSport	Jun	12	1	2:14.864			102.7
2	5	Jorge J. Rodriguez Cañibano	Eficar Team	RkSJun	12	2	2:15.569	0.705	0.705	102.2
3	10	Miguel Villaceros Sundmaches	Automovil Club Madrid Sport		12	3	2:15.604	0.740	0.035	102.2
4	1	Antonio Albacete Polo	Teo Martín Motorsport		12	3	2:15.707	0.843	0.103	102.1
5	53	José Marcial Rodríguez Cañibano	Eficar Team	Jun	12	3	2:15.751	0.887	0.044	102.0
6	35	Angel Rodriguez Cabello	Overcar Team	Sen	12	1	2:15.774	0.910	0.023	102.0
7	33	Felix Aparicio Rodriguez	VSR Motorsport	RkSJun	12	1	2:15.996	1.132	0.222	101.9
8	11	Alejandro Romero Beiro	Eficar Team	RkSen	12	10	2:16.060	1.196	0.064	101.8
9	12	Alvaro Serrano Aguilar	A. E. C. D.		9	6	2:16.121	1.257	0.061	101.8
10	26	Isidro Callejas	R A C E	RkSJun	12	6	2:16.198	1.334	0.077	101.7
11	2	Rafael Camacho Angulo	C.D.E. Última Vuelta	Rk	12	3	2:16.204	1.340	0.006	101.7
12	6	Pablo Amorós Leblic	Eficar Team	Sen	12	5	2:16.609	1.745	0.405	101.4
13	77	Jean Louis Carponcin	Jean Louis Carponcin	RkSen	11	2	2:16.827	1.963	0.218	101.2
14	8	Alberto Gonzalez Checa	C.D.E. Última Vuelta		12	2	2:17.061	2.197	0.234	101.1
15	7	Busian Fontán Alcalde	Club Jarama Sport	Rk	12	5	2:17.307	2.443	0.246	100.9
16	17	Ana Barreras Barbero	Automóvil Club Madrid Sport	Fem	12	12	2:17.475	2.611	0.168	100.8
17	23	Miguel González Manzaneque	Paradinas MotorSport		12	5	2:17.655	2.791	0.180	100.6
18	9	Eduardo Alonso De Pablo	R A C E	Rk	12	3	2:17.784	2.920	0.129	100.5
19	3	Sergio Caval Diez	Rasante Sport	RkSen	12	7	2:18.959	4.095	1.175	99.7
20	42	Mónica Plaza Vazquez	C. D. Cuenca Motor 4x4	Fem Rk	12	3	2:22.326	7.462	3.367	97.3



Circuito del Jarama
Copa KOBE de Circuitos
1ª Carrera

Distancia y Velocidad Media



Cls	Nº	Piloto	Nac	Concursante	Cat.	Cls	Vtas.	Distancia	Tiempo	Km/h
1	33	Felix Aparicio Rodriguez		VSR Motorsport	RkSJun	1	12	46.20	27:21.148	101.3
2	13	Sergio López Mayoral		Paradinas MotorSport	Jun	1	12	46.20	27:21.536	101.3
3	35	Angel Rodriguez Cabello		Overcar Team	Sen	1	12	46.20	27:21.881	101.2
4	26	Isidro Callejas		R A C E	RkSJun	2	12	46.20	27:22.770	101.2
5	11	Alejandro Romero Beiro		Eficar Team	RkSen	1	12	46.20	27:23.859	101.1
6	10	Miguel Villaceros Sundmaches		Automovil Club Madrid Sport			12	46.20	27:24.258	101.1
7	2	Rafael Camacho Angulo		C.D.E. Última Vuelta	Rk	1	12	46.20	27:25.448	101.0
8	6	Pablo Amorós Leblic		Eficar Team	Sen	2	12	46.20	27:31.668	100.6
9	8	Alberto Gonzalez Checa		C.D.E. Última Vuelta			12	46.20	27:32.337	100.6
10	53	José Marcial Rodríguez Cañibano		Eficar Team	Jun	2	12	46.20	27:34.713	100.5
11	5	Jorge J. Rodríguez Cañibano		Eficar Team	RkSJun	3	12	46.20	27:35.191	100.4
12	7	Busian Fontán Alcalde		Club Jarama Sport	Rk	2	12	46.20	27:40.799	100.1
13	1	Antonio Albacete Polo		Teo Martín Motorsport			12	46.20	27:40.966	100.1
14	17	Ana Barreras Barbero		Automóvil Club Madrid Sport	Fem	1	12	46.20	27:44.749	99.9
15	9	Eduardo Alonso De Pablo		R A C E	Rk	3	12	46.20	27:47.338	99.7
16	23	Miguel González Manzanegue		Paradinas MotorSport			12	46.20	27:49.256	99.6
17	3	Sergio Caval Diez		Rasante Sport	RkSen	2	12	46.20	28:13.993	98.1
18	42	Mónica Plaza Vazquez		C. D. Cuenca Motor 4x4	Fem Rk	1	12	46.20	28:53.217	95.9
19	77	Jean Louis Carponcin		Jean Louis Carponcin	RkSen	3	11	42.35	25:34.116	99.3
20	12	Alvaro Serrano Aguilar		A. E. C. D.			9	34.65	20:36.711	100.8



Circuito del Jarama
Copa KOBE de Circuitos
1ª Carrera
Tiempos Por Vuelta



1 Antonio Albacete Polo							Toyota Aygo					5 Jorge J. Rodríguez Cañibano				
2 Teo Martín Motorsport							SJUN/RK					2 Eficar Team				
Vta	D	Tiempo	Sector 1	Sector 2	Sector 3	V.Max	Elapsed	Vta	D	Tiempo	Sector 1	Sector 2	Sector 3	V.Max	Elapsed	
1		2:28.223	1:03.473	47.239	37.511	73.7	2:28.223	1		2:28.875	1:03.944	47.170	37.761	74.0	2:28.875	
2		2:15.790	51.169	47.005	37.616	158.5	4:44.013	2		2:15.569	51.096	46.792	37.681	157.8	4:44.444	
3		2:15.707	51.311	46.773	37.623	160.2	6:59.720	3		2:15.811	51.249	46.711	37.851	160.4	7:00.255	
4		2:17.192	52.073	47.019	38.100	160.0	9:16.912	4		2:17.099	52.208	46.927	37.964	160.2	9:17.354	
5		2:16.357	51.237	47.223	37.897	156.0	11:33.269	5		2:16.367	51.476	47.088	37.803	158.3	11:33.721	
6		2:30.529	1:05.626	47.128	37.775	150.2	14:03.798	6		2:19.291	53.851	47.186	38.254	151.6	13:53.012	
7		2:16.582	51.739	47.292	37.551	152.9	16:20.380	7		2:17.215	52.319	47.037	37.859	156.5	16:10.227	
8		2:16.370	51.558	47.105	37.707	152.9	18:36.750	8		2:17.358	51.583	47.876	37.899	157.2	18:27.585	
9		2:15.851	51.386	46.975	37.490	154.2	20:52.601	9		2:16.814	51.954	46.996	37.864	153.6	20:44.399	
10		2:16.321	51.562	47.084	37.675	156.9	23:08.922	10		2:17.043	51.753	47.250	38.040	156.7	23:01.442	
11		2:16.216	51.521	47.113	37.582	153.8	25:25.138	11		2:16.900	51.589	47.011	38.300	156.7	25:18.342	
12		2:15.828	51.267	46.983	37.578	154.5	27:40.966	12		2:16.849	51.569	47.088	38.192	155.3	27:35.191	

2 Rafael Camacho Angulo							Toyota Aygo					6 Pablo Amorós Leblic				
2 C.D.E. Última Vuelta							SEN					2 Eficar Team				
Vta	D	Tiempo	Sector 1	Sector 2	Sector 3	V.Max	Elapsed	Vta	D	Tiempo	Sector 1	Sector 2	Sector 3	V.Max	Elapsed	
1		2:17.472	52.317	47.455	37.700	92.5	2:17.472	1		2:21.663	55.617	47.976	38.070	99.8	2:21.663	
2		2:16.559	51.358	47.325	37.876	156.7	4:34.031	2		2:17.336	51.962	47.496	37.878	156.0	4:38.999	
3		2:16.204	51.265	47.110	37.829	156.2	6:50.235	3		2:18.300	52.111	47.486	38.703	155.8	6:57.299	
4		2:17.279	51.990	47.156	38.133	156.2	9:07.514	4		2:17.205	51.949	47.470	37.786	153.1	9:14.504	
5		2:16.327	51.494	47.115	37.718	155.8	11:23.841	5		2:16.609	51.494	47.188	37.927	153.8	11:31.113	
6		2:16.213	51.392	46.986	37.835	154.9	13:40.054	6		2:17.724	52.052	47.931	37.741	153.4	13:48.837	
7		2:18.144	52.614	47.878	37.652	155.6	15:58.198	7		2:16.862	51.727	47.365	37.770	155.8	16:05.699	
8		2:17.983	52.803	47.190	37.990	157.4	18:16.181	8		2:17.027	51.555	47.308	38.164	155.1	18:22.726	
9		2:16.944	51.730	47.324	37.890	156.9	20:33.125	9		2:17.118	51.604	47.551	37.963	154.9	20:39.844	
10		2:16.297	51.477	47.036	37.784	156.5	22:49.422	10		2:16.888	51.536	47.368	37.984	152.7	22:56.732	
11		2:16.285	51.200	47.230	37.855	154.9	25:05.707	11		2:17.367	51.727	47.579	38.061	152.1	25:14.099	
12		2:19.741	52.976	47.404	39.361	158.3	27:25.448	12		2:17.569	51.756	47.759	38.054	151.8	27:31.668	

3 Sergio Caval Diez							Toyota Aygo					7 Busian Fontán Alcalde				
2 SEN/RK							Rasante Sport					2 Club Jarama Sport				
Vta	D	Tiempo	Sector 1	Sector 2	Sector 3	V.Max	Elapsed	Vta	D	Tiempo	Sector 1	Sector 2	Sector 3	V.Max	Elapsed	
1		2:23.572	56.419	48.601	38.552	103.5	2:23.572	1		2:20.767	55.244	47.523	38.000	100.9	2:20.767	
2		2:19.414	52.656	47.962	38.796	150.8	4:42.986	2		2:19.116	52.587	48.014	38.515	148.5	4:39.883	
3		2:19.944	53.622	47.991	38.331	148.9	7:02.930	3		2:17.788	51.757	47.340	38.691	151.8	6:57.671	
4		2:20.005	52.648	48.429	38.928	150.4	9:22.935	4		2:18.332	52.196	47.501	38.635	149.5	9:16.003	
5		2:19.876	52.967	48.209	38.700	149.7	11:42.811	5		2:17.307	51.649	47.432	38.226	150.4	11:33.310	
6		2:22.641	54.611	48.864	39.166	141.3	14:05.452	6		2:19.676	53.062	47.711	38.903	150.0	13:52.986	
7		2:18.959	52.377	47.876	38.706	152.9	16:24.411	7		2:18.415	52.811	47.496	38.108	150.0	16:11.401	
8		2:19.240	52.467	47.928	38.845	151.6	18:43.651	8		2:17.855	52.021	47.511	38.323	149.1	18:29.256	
9		2:19.497	52.724	48.187	38.586	151.4	21:03.148	9		2:17.886	52.211	47.510	38.165	149.5	20:47.142	
10		2:20.344	53.376	48.326	38.642	150.8	23:23.492	10		2:17.820	51.934	47.738	38.148	146.7	23:04.962	
11		2:19.626	52.869	48.325	38.432	151.0	25:43.118	11		2:18.016	52.148	47.924	37.944	147.3	25:22.978	
12		2:30.875 P	53.027	48.130	49.718	150.2	28:13.993	12		2:17.821	52.033	47.716	38.072	146.3	27:40.799	



Circuito del Jarama
Copa KOBE de Circuitos
1ª Carrera
Tiempos Por Vuelta



8							11								
1 Alberto Gonzalez Checa							1 Alejandro Romero Beiro								
Toyota Aygo							Toyota Aygo								
2							2								
C.D.E. Última Vuelta							SEN/RK								
Vta	D	Tiempo	Sector 1	Sector 2	Sector 3	V.Max	Elapsed	Vta	D	Tiempo	Sector 1	Sector 2	Sector 3	V.Max	Elapsed
1		2:18.979	53.632	47.577	37.770	98.9	2:18.979	1		2:18.437	53.029	47.353	38.055	91.6	2:18.437
2		2:17.061	51.502	47.461	38.098	156.5	4:36.040	2		2:16.476	51.379	47.135	37.962	158.1	4:34.913
3		2:17.821	51.991	47.595	38.235	150.6	6:53.861	3		2:16.345	51.122	47.198	38.025	157.6	6:51.258
4		2:17.830	52.175	47.543	38.112	153.6	9:11.691	4		2:17.341	51.429	47.461	38.451	156.9	9:08.599
5		2:17.622	52.055	47.606	37.961	152.3	11:29.313	5		2:16.843	51.761	47.145	37.937	156.7	11:25.442
6		2:18.210	52.277	47.670	38.263	152.3	13:47.523	6		2:16.127	51.386	46.946	37.795	155.6	13:41.569
7		2:17.753	51.928	47.890	37.935	151.4	16:05.276	7		2:17.310	51.644	47.910	37.756	156.7	15:58.879
8		2:17.661	51.710	47.348	38.603	154.0	18:22.937	8		2:16.893	51.959	47.006	37.928	156.9	18:15.772
9		2:17.445	51.746	47.659	38.040	155.8	20:40.382	9		2:17.067	51.731	47.025	38.311	156.5	20:32.839
10		2:17.269	51.635	47.486	38.148	154.9	22:57.651	10		2:16.060	51.340	47.102	37.618	154.9	22:48.899
11		2:17.572	51.816	47.650	38.106	153.6	25:15.223	11		2:16.483	51.229	47.159	38.095	155.8	25:05.382
12		2:17.114	51.510	47.503	38.101	152.9	27:32.337	12		2:18.477	52.978	47.201	38.298	157.2	27:23.859

9							12								
1 Eduardo Alonso De Pablo							1 Alvaro Serrano Aguilar								
Toyota Aygo							Toyota Aygo								
2							2								
R K							R A C E								
Vta	D	Tiempo	Sector 1	Sector 2	Sector 3	V.Max	Elapsed	Vta	D	Tiempo	Sector 1	Sector 2	Sector 3	V.Max	Elapsed
1		2:22.898	55.626	48.922	38.350	102.7	2:22.898	1		2:16.988	51.645	47.601	37.742	89.7	2:16.988
2		2:17.953	51.907	47.790	38.256	155.6	4:40.851	2		2:16.417	51.406	47.403	37.608	155.6	4:33.405
3		2:17.784	51.890	47.699	38.195	155.3	6:58.635	3		2:16.311	51.412	47.169	37.730	155.3	6:49.716
4		2:21.085	54.336	48.485	38.264	154.9	9:19.720	4		2:18.267	51.927	47.599	38.741	155.3	9:07.983
5		2:18.188	52.208	47.914	38.066	153.4	11:37.908	5		2:16.506	51.678	46.939	37.889	156.9	11:24.489
6		2:19.146	52.618	48.046	38.482	153.8	13:57.054	6		2:16.121	51.348	46.976	37.797	158.1	13:40.610
7		2:17.908	52.085	47.664	38.159	155.1	16:14.962	7		2:17.211	52.348	47.237	37.626	158.1	15:57.821
8		2:18.550	52.464	47.725	38.361	154.0	18:33.512	8		2:17.415	52.144	46.875	38.396	156.7	18:15.236
9		2:18.430	52.339	47.797	38.294	152.9	20:51.942	9		2:21.475	51.697	47.086	42.692	154.7	20:36.711
10		2:18.983	52.806	47.814	38.363	152.7	23:10.925	10			52.206	47.273		151.8	
11		2:17.933	52.051	47.697	38.185	153.4	25:28.858								
12		2:18.480	51.918	48.004	38.558	152.9	27:47.338								

10							13								
1 Miguel Villaceros Sundmaches							1 Sergio López Mayoral								
Toyota Aygo							Toyota Aygo								
2							2								
Automovil Club Madrid Sport							Paradinas MotorSport								
Vta	D	Tiempo	Sector 1	Sector 2	Sector 3	V.Max	Elapsed	Vta	D	Tiempo	Sector 1	Sector 2	Sector 3	V.Max	Elapsed
1		2:27.418	1:02.582	47.199	37.637	72.1	2:27.418	1		2:14.864	49.824	47.293	37.747	84.0	2:14.864
2		2:15.740	51.071	47.074	37.595	155.6	4:43.158	2		2:16.650	51.724	47.248	37.678	151.0	4:31.514
3		2:15.604	51.120	46.860	37.624	157.6	6:58.762	3		2:16.407	51.572	47.238	37.597	151.8	6:47.921
4		2:16.737	51.776	47.146	37.815	157.4	9:15.499	4		2:16.705	51.757	47.349	37.599	151.4	9:04.626
5		2:15.750	51.006	47.020	37.724	157.6	11:31.249	5		2:16.530	51.694	47.234	37.602	151.0	11:21.156
6		2:17.010	51.968	47.463	37.579	157.6	13:48.259	6		2:16.992	51.765	47.337	37.890	150.8	13:38.148
7		2:16.415	51.721	47.022	37.672	153.4	16:04.674	7		2:16.597	51.761	47.184	37.652	154.2	15:54.745
8		2:16.073	51.440	47.001	37.632	154.0	18:20.747	8		2:16.908	52.011	47.219	37.678	151.0	18:11.653
9		2:16.058	51.342	47.021	37.695	153.8	20:36.805	9		2:18.208	52.478	47.145	38.585	154.5	20:29.861
10		2:15.941	51.378	46.873	37.690	152.5	22:52.746	10		2:16.501	51.643	47.156	37.702	152.5	22:46.362
11		2:15.797	51.233	46.935	37.629	154.0	25:08.543	11		2:18.346	51.873	48.297	38.176	153.6	25:04.708
12		2:15.715	51.148	46.843	37.724	154.7	27:24.258	12		2:16.828	51.964	47.165	37.699	156.5	27:21.536



Circuito del Jarama
Copa KOBE de Circuitos
1ª Carrera
Tiempos Por Vuelta



17 1 Ana Barreras Barbero Toyota Aygo **33** 1 Felix Aparicio Rodriguez Toyota Aygo
 FEM 2 Automóvil Club Madrid Sport SJUN/RK 2 VSR Motorsport

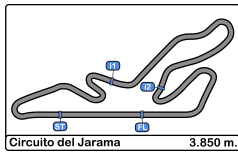
Vta	D	Tiempo	Sector 1	Sector 2	Sector 3	V.Max	Elapsed	Vta	D	Tiempo	Sector 1	Sector 2	Sector 3	V.Max	Elapsed
1		2:22.008	55.503	47.882	38.623	99.7	2:22.008	1		2:15.996	51.449	46.979	37.568	85.3	2:15.996
2		2:18.170	52.116	47.820	38.234	156.5	4:40.178	2		2:16.397	51.582	47.103	37.712	156.0	4:32.393
3		2:17.808	51.957	47.443	38.408	155.3	6:57.986	3		2:16.367	51.653	47.141	37.573	155.8	6:48.760
4		2:19.518	52.703	47.689	39.126	151.8	9:17.504	4		2:17.305	52.663	47.180	37.462	156.2	9:06.065
5		2:18.290	52.246	47.564	38.480	154.9	11:35.794	5		2:16.215	51.346	47.031	37.838	154.7	11:22.280
6		2:17.703	52.303	47.341	38.059	155.6	13:53.497	6		2:16.117	51.225	47.131	37.761	155.3	13:38.397
7		2:18.199	52.634	47.695	37.870	155.6	16:11.696	7		2:16.782	52.078	47.035	37.669	154.9	15:55.179
8		2:17.814	52.068	47.537	38.209	152.7	18:29.510	8		2:16.707	52.069	46.992	37.646	153.8	18:11.886
9		2:18.215	52.199	47.623	38.393	153.1	20:47.725	9		2:18.120	51.810	47.466	38.844	155.6	20:30.006
10		2:17.478	51.741	47.732	38.005	153.8	23:05.203	10		2:16.643	51.898	46.985	37.760	151.4	22:46.649
11		2:22.071	56.376	47.537	38.158	128.8	25:27.274	11		2:17.687	51.743	47.950	37.994	155.1	25:04.336
12		2:17.475	51.967	47.548	37.960	152.5	27:44.749	12		2:16.812	52.125	47.076	37.611	151.6	27:21.148

23 1 Miguel González Manzanque Toyota Aygo **35** 1 Angel Rodriguez Cabello Toyota Aygo
 2 Paradinás MotorSport SEN 2 Overcar Team

Vta	D	Tiempo	Sector 1	Sector 2	Sector 3	V.Max	Elapsed	Vta	D	Tiempo	Sector 1	Sector 2	Sector 3	V.Max	Elapsed
1		2:20.736	54.846	47.622	38.268	99.8	2:20.736	1		2:15.774	51.005	47.114	37.655	85.5	2:15.774
2		2:18.030	52.222	47.812	37.996	152.5	4:38.766	2		2:16.218	51.500	47.060	37.658	154.9	4:31.992
3		2:18.895	52.044	47.901	38.950	155.3	6:57.661	3		2:16.428	51.724	47.062	37.642	153.4	6:48.420
4		2:23.150	57.406	47.670	38.074	150.4	9:20.811	4		2:17.123	52.420	47.047	37.656	152.9	9:05.543
5		2:17.655	51.881	47.686	38.088	153.4	11:38.466	5		2:16.927	51.580	47.374	37.973	151.6	11:22.470
6		2:18.084	52.071	47.747	38.266	154.9	13:56.550	6		2:16.514	51.734	47.144	37.636	153.1	13:38.984
7		2:18.148	52.044	47.778	38.326	152.1	16:14.698	7		2:16.691	52.060	47.038	37.593	152.9	15:55.675
8		2:18.622	52.369	47.839	38.414	152.3	18:33.320	8		2:16.719	51.831	47.155	37.733	153.4	18:12.394
9		2:18.417	52.264	47.753	38.400	153.4	20:51.737	9		2:17.689	51.903	47.417	38.369	153.8	20:30.083
10		2:18.982	52.333	48.157	38.492	152.3	23:10.719	10		2:17.628	52.580	47.396	37.652	146.1	22:47.711
11		2:19.315	52.882	48.163	38.270	152.7	25:30.034	11		2:17.231	51.434	47.566	38.231	151.8	25:04.942
12		2:19.222	52.631	48.205	38.386	152.7	27:49.256	12		2:16.939	52.304	46.985	37.650	155.6	27:21.881

26 1 Isidro Callejas Toyota Aygo **42** 1 Mónica Plaza Vazquez Toyota Aygo
 SJUN/RK 2 R A C E FEM/RK 2 C. D. Cuenca Motor 4x4

Vta	D	Tiempo	Sector 1	Sector 2	Sector 3	V.Max	Elapsed	Vta	D	Tiempo	Sector 1	Sector 2	Sector 3	V.Max	Elapsed
1		2:17.925	52.872	47.187	37.866	94.9	2:17.925	1		2:34.779	1:07.093	48.282	39.404	72.7	2:34.779
2		2:16.476	51.253	47.300	37.923	155.8	4:34.401	2		2:22.714	53.695	48.769	40.250	152.1	4:57.493
3		2:16.303	51.295	47.116	37.892	156.2	6:50.704	3		2:22.326	54.079	48.306	39.941	151.8	7:19.819
4		2:17.064	51.814	47.137	38.113	154.9	9:07.768	4		2:22.658	54.150	48.732	39.776	151.4	9:42.477
5		2:16.396	51.558	47.105	37.733	156.5	11:24.164	5		2:22.585	54.187	48.553	39.845	151.2	12:05.062
6		2:16.198	51.364	47.055	37.779	156.5	13:40.362	6		2:23.262	54.074	48.828	40.360	150.8	14:28.324
7		2:17.190	51.941	47.609	37.640	156.7	15:57.552	7		2:23.533	54.434	49.057	40.042	150.4	16:51.857
8		2:16.469	51.559	47.219	37.691	154.2	18:14.021	8		2:24.110	54.593	48.839	40.678	150.2	19:15.967
9		2:16.550	51.557	47.160	37.833	151.6	20:30.571	9		2:23.967	54.114	49.130	40.723	150.0	21:39.934
10		2:17.534	52.267	47.568	37.699	153.6	22:48.105	10		2:25.408	54.909	49.057	41.442	149.7	24:05.342
11		2:17.018	51.351	47.623	38.044	154.5	25:05.123	11		2:23.607	54.208	49.516	39.883	148.9	26:28.949
12		2:17.647	52.537	47.083	38.027	157.2	27:22.770	12		2:24.268	54.394	48.831	41.043	149.7	28:53.217



Circuito del Jarama
Copa KOBE de Circuitos
1ª Carrera
Tiempos Por Vuelta



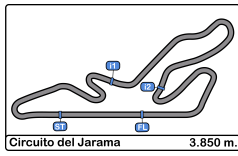
2018-2020
COPA
KOBE MOTOR
 CIRCUITOS

53 1 José Marcial Rodríguez Cañibano Toyota Aygo
 JUN 2 Eficar Team

Vta	D	Tiempo	Sector 1	Sector 2	Sector 3	V.Max	Elapsed
1		2:27.788	1:02.847	47.258	37.683	70.4	2:27.788
2		2:15.924	51.435	46.842	37.647	156.2	4:43.712
3		2:15.751	51.199	46.892	37.660	158.3	6:59.463
4		2:18.256	53.194	47.150	37.912	159.2	9:17.719
5		2:16.358	51.506	47.104	37.748	155.8	11:34.077
6		2:18.767	53.226	46.982	38.559	157.2	13:52.844
7		2:17.093	52.297	46.863	37.933	155.3	16:09.937
8		2:17.331	52.185	47.260	37.886	154.5	18:27.268
9		2:16.735	51.821	47.123	37.791	151.8	20:44.003
10		2:17.157	51.806	47.261	38.090	153.1	23:01.160
11		2:16.933	51.452	47.107	38.374	153.8	25:18.093
12		2:16.620	51.481	47.131	38.008	151.0	27:34.713

77 1 Jean Louis Carponcin Toyota Aygo
 SEN/RK 2 Jean Louis Carponcin

Vta	D	Tiempo	Sector 1	Sector 2	Sector 3	V.Max	Elapsed
1		2:19.694	54.381	47.354	37.959	97.5	2:19.694
2		2:16.827	51.518	47.351	37.958	156.0	4:36.521
3		2:17.636	52.176	47.204	38.256	156.2	6:54.157
4		2:17.987	52.443	47.268	38.276	156.2	9:12.144
5		2:17.665	52.092	47.413	38.160	155.3	11:29.809
6		2:18.335	52.209	47.545	38.581	155.1	13:48.144
7		2:18.198	52.820	47.296	38.082	152.9	16:06.342
8		2:17.338	51.906	47.400	38.032	155.3	18:23.680
9		2:17.556	51.486	47.429	38.641	155.3	20:41.236
10		2:17.211	51.934	47.244	38.033	154.0	22:58.447
11		2:35.669 P	52.098	47.754	55.817	153.6	25:34.116



Circuito del Jarama
Copa KOBE de Circuitos
1ª Carrera
Análisis



Num	Tiempo Vta.	Dif. 1º
-----	-------------	---------

Vta 1

13	2:14.864	
35	2:15.774	00.910
33	2:15.996	01.132
12	2:16.988	02.124
2	2:17.472	02.608
26	2:17.925	03.061
11	2:18.437	03.573
8	2:18.979	04.115
77	2:19.694	04.830
23	2:20.736	05.872
7	2:20.767	05.903
6	2:21.663	06.799
17	2:22.008	07.144
9	2:22.898	08.034
3	2:23.572	08.708
10	2:27.418	12.554
53	2:27.788	12.924
1	2:28.223	13.359
5	2:28.875	14.011
42	2:34.779	19.915

Num	Tiempo Vta.	Dif. 1º
-----	-------------	---------

Vta 2

13	2:16.650	
35	2:16.218	00.478
33	2:16.397	00.879
12	2:16.417	01.891
2	2:16.559	02.517
26	2:16.476	02.887
11	2:16.476	03.399
8	2:17.061	04.526
77	2:16.827	05.007
23	2:18.030	07.252
6	2:17.336	07.485
7	2:19.116	08.369
17	2:18.170	08.664
9	2:17.953	09.337
3	2:19.414	11.472
10	2:15.740	11.644
53	2:15.924	12.198

1	2:15.790	12.499
5	2:15.569	12.930
42	2:22.714	25.979

Num	Tiempo Vta.	Dif. 1º
-----	-------------	---------

Vta 3

13	2:16.407	
35	2:16.428	00.499
33	2:16.367	00.839
12	2:16.311	01.795
2	2:16.204	02.314
26	2:16.303	02.783
11	2:16.345	03.337
8	2:17.821	05.940
77	2:17.636	06.236
6	2:18.300	09.378
23	2:18.895	09.740
7	2:17.788	09.750
17	2:17.808	10.065
9	2:17.784	10.714
10	2:15.604	10.841
53	2:15.751	11.542
1	2:15.707	11.799
5	2:15.811	12.334
3	2:19.944	15.009
42	2:22.326	31.898

Num	Tiempo Vta.	Dif. 1º
-----	-------------	---------

Vta 4

13	2:16.705	
35	2:17.123	00.917
33	2:17.305	01.439
2	2:17.279	02.888
26	2:17.064	03.142
12	2:18.267	03.357
11	2:17.341	03.973
8	2:17.830	07.065
77	2:17.987	07.518
6	2:17.205	09.878
10	2:16.737	10.873
7	2:18.332	11.377
1	2:17.192	12.286
5	2:17.099	12.728

17	2:19.518	12.878
53	2:18.256	13.093
9	2:21.085	15.094
23	2:23.150	16.185
3	2:20.005	18.309
42	2:22.658	37.851

Num	Tiempo Vta.	Dif. 1º
-----	-------------	---------

Vta 5

13	2:16.530	
33	2:16.215	01.124
35	2:16.927	01.314
2	2:16.327	02.685
26	2:16.396	03.008
12	2:16.506	03.333
11	2:16.843	04.286
8	2:17.622	08.157
77	2:17.665	08.653
6	2:16.609	09.957
10	2:15.750	10.093
1	2:16.357	12.113
7	2:17.307	12.154
5	2:16.367	12.565
53	2:16.358	12.921
17	2:18.290	14.638
9	2:18.188	16.752
23	2:17.655	17.310
3	2:19.876	21.655
42	2:22.585	43.906

Num	Tiempo Vta.	Dif. 1º
-----	-------------	---------

Vta 6

13	2:16.992	
33	2:16.117	00.249
35	2:16.514	00.836
2	2:16.213	01.906
26	2:16.198	02.214
12	2:16.121	02.462
11	2:16.127	03.421
8	2:18.210	09.375
77	2:18.335	09.996
10	2:17.010	10.111
6	2:17.724	10.689

53	2:18.767	14.696
7	2:19.676	14.838
5	2:19.291	14.864
17	2:17.703	15.349
23	2:18.084	18.402
9	2:19.146	18.906
1	2:30.529	25.650
3	2:22.641	27.304
42	2:23.262	50.176

Num	Tiempo Vta.	Dif. 1º
-----	-------------	---------

Vta 7

13	2:16.597	
33	2:16.782	00.434
35	2:16.691	00.930
26	2:17.190	02.807
12	2:17.211	03.076
2	2:18.144	03.453
11	2:17.310	04.134
10	2:16.415	09.929
8	2:17.753	10.531
6	2:16.862	10.954
77	2:18.198	11.597
53	2:17.093	15.192
5	2:17.215	15.482
7	2:18.415	16.656
17	2:18.199	16.951
23	2:18.148	19.953
9	2:17.908	20.217
1	2:16.582	25.635
3	2:18.959	29.666
42	2:23.533	57.112

Num	Tiempo Vta.	Dif. 1º
-----	-------------	---------

Vta 8

13	2:16.908	
33	2:16.707	00.233
35	2:16.719	00.741
26	2:16.469	02.368
12	2:17.415	03.583
11	2:16.893	04.119
2	2:17.983	04.528
10	2:16.073	09.094

6	2:17.027	11.073
8	2:17.661	11.284
77	2:17.338	12.027
53	2:17.331	15.615
5	2:17.358	15.932
7	2:17.855	17.603
17	2:17.814	17.857
23	2:18.622	21.667
9	2:18.550	21.859
1	2:16.370	25.097
3	2:19.240	31.998
42	2:24.110	1:04.314

Num	Tiempo Vta.	Dif. 1º
-----	-------------	---------

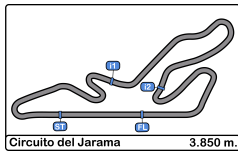
Vta 9

13	2:18.208	
33	2:18.120	00.145
35	2:17.689	00.222
26	2:16.550	00.710
11	2:17.067	02.978
2	2:16.944	03.264
12	2:21.475	06.850
10	2:16.058	06.944
6	2:17.118	09.983
8	2:17.445	10.521
77	2:17.556	11.375
53	2:16.735	14.142
5	2:16.814	14.538
7	2:17.886	17.281
17	2:18.215	17.864
23	2:18.417	21.876
9	2:18.430	22.081
1	2:15.851	22.740
3	2:19.497	33.287
42	2:23.967	1:10.073

Num	Tiempo Vta.	Dif. 1º
-----	-------------	---------

Vta 10

13	2:16.501	
33	2:16.643	00.287
35	2:17.628	01.349
26	2:17.534	01.743
11	2:16.060	02.537



Circuito del Jarama
Copa KOBE de Circuitos
1ª Carrera



Análisis

2	2:16.297	03.060	11	2:18.477	02.711
10	2:15.941	06.384	10	2:15.715	03.110
6	2:16.888	10.370	2	2:19.741	04.300
8	2:17.269	11.289	6	2:17.569	10.520
77	2:17.211	12.085	8	2:17.114	11.189
53	2:17.157	14.798	53	2:16.620	13.565
5	2:17.043	15.080	5	2:16.849	14.043
7	2:17.820	18.600	7	2:17.821	19.651
17	2:17.478	18.841	1	2:15.828	19.818
1	2:16.321	22.560	17	2:17.475	23.601
23	2:18.982	24.357	9	2:18.480	26.190
9	2:18.983	24.563	23	2:19.222	28.108
3	2:20.344	37.130	3	2:30.875	52.845
42	2:25.408	1:18.980	42	2:24.268	1:32.069

Num **Tiempo Vta.** **Dif. 1º**

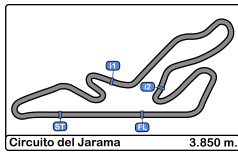
Vta 11

33	2:17.687	
13	2:18.346	00.372
35	2:17.231	00.606
26	2:17.018	00.787
11	2:16.483	01.046
2	2:16.285	01.371
10	2:15.797	04.207
6	2:17.367	09.763
8	2:17.572	10.887
53	2:16.933	13.757
5	2:16.900	14.006
7	2:18.016	18.642
1	2:16.216	20.802
17	2:22.071	22.938
9	2:17.933	24.522
23	2:19.315	25.698
77	2:35.669	29.780
3	2:19.626	38.782
42	2:23.607	1:24.613

Num **Tiempo Vta.** **Dif. 1º**

Vta 12

33	2:16.812	
13	2:16.828	00.388
35	2:16.939	00.733
26	2:17.647	01.622



Circuito del Jarama
Copa KOBE de Circuitos
1ª Carrera
Mejores Sectores



Sector - 1				Sector - 2				Sector - 3				Vuelta Ideal vs Mejor Vuelta			
Clas	Nº	Nombre	Tiempo	Nº	Nombre	Tiempo	Nº	Nombre	Tiempo	Clas	Nº	Nombre	Vta. Ideal	Mejor Vta.	Clas
1	13	Sergio López Mayora	49.824	5	Jorge J. Rodriguez	46.711	33	Felix Aparicio Rodriguez	37.462	1	13	Sergio López Mayora	2:14.566	2:14.864	1
2	35	Angel Rodriguez Cabello	51.005	1	Antonio Albacete Polo	46.773	1	Antonio Albacete Polo	37.490	2	10	Miguel Villaceros	2:15.428	2:15.604	3
3	10	Miguel Villaceros	51.006	53	José Marcial Rodriguez	46.842	10	Miguel Villaceros	37.579	3	1	Antonio Albacete Polo	2:15.432	2:15.707	4
4	5	Jorge J. Rodriguez	51.096	10	Miguel Villaceros	46.843	35	Angel Rodriguez Cabello	37.593	4	5	Jorge J. Rodriguez	2:15.488	2:15.569	2
5	11	Alejandro Romero Beiro	51.122	12	Alvaro Serrano Aguilar	46.875	13	Sergio López Mayora	37.597	5	35	Angel Rodriguez Cabello	2:15.583	2:15.774	6
6	1	Antonio Albacete Polo	51.169	11	Alejandro Romero Beiro	46.946	12	Alvaro Serrano Aguilar	37.608	6	33	Felix Aparicio Rodriguez	2:15.666	2:15.996	7
7	53	José Marcial Rodriguez	51.199	33	Felix Aparicio Rodriguez	46.979	11	Alejandro Romero Beiro	37.618	7	11	Alejandro Romero Beiro	2:15.686	2:16.060	8
8	2	Rafael Camacho Angulo	51.200	35	Angel Rodriguez Cabello	46.985	26	Isidro Callejas	37.640	8	53	José Marcial Rodriguez	2:15.688	2:15.751	5
9	33	Felix Aparicio Rodriguez	51.225	2	Rafael Camacho Angulo	46.986	53	José Marcial Rodriguez	37.647	9	12	Alvaro Serrano Aguilar	2:15.831	2:16.121	9
10	26	Isidro Callejas	51.253	26	Isidro Callejas	47.055	2	Rafael Camacho Angulo	37.652	10	2	Rafael Camacho Angulo	2:15.838	2:16.204	11
11	12	Alvaro Serrano Aguilar	51.348	13	Sergio López Mayora	47.145	5	Jorge J. Rodriguez	37.681	11	26	Isidro Callejas	2:15.948	2:16.198	10
12	77	Jean Louis Carponci	51.486	6	Pablo Amorós Leblic	47.188	6	Pablo Amorós Leblic	37.741	12	6	Pablo Amorós Leblic	2:16.423	2:16.609	12
13	6	Pablo Amorós Leblic	51.494	77	Jean Louis Carponci	47.204	8	Alberto Gonzalez Checa	37.770	13	8	Alberto Gonzalez Checa	2:16.620	2:17.061	14
14	8	Alberto Gonzalez Checa	51.502	7	Busian Fontán Alcalde	47.340	17	Ana Barreras Barber	37.870	14	77	Jean Louis Carponci	2:16.648	2:16.827	13
15	7	Busian Fontán Alcalde	51.649	17	Ana Barreras Barber	47.341	7	Busian Fontán Alcalde	37.944	15	7	Busian Fontán Alcalde	2:16.933	2:17.307	15
16	17	Ana Barreras Barber	51.741	8	Alberto Gonzalez Checa	47.348	77	Jean Louis Carponci	37.958	16	17	Ana Barreras Barber	2:16.952	2:17.475	16
17	23	Miguel González	51.881	23	Miguel González	47.622	23	Miguel González	37.996	17	23	Miguel González	2:17.499	2:17.655	17
18	9	Eduardo Alonso De	51.890	9	Eduardo Alonso De	47.664	9	Eduardo Alonso De	38.066	18	9	Eduardo Alonso De	2:17.620	2:17.784	18
19	3	Sergio Caval Diez	52.377	3	Sergio Caval Diez	47.876	3	Sergio Caval Diez	38.331	19	3	Sergio Caval Diez	2:18.584	2:18.959	19
20	42	Mónica Plaza Vazqu	53.695	42	Mónica Plaza Vazqu	48.282	42	Mónica Plaza Vazqu	39.404	20	42	Mónica Plaza Vazqu	2:21.381	2:22.326	20



Circuito del Jarama
Copa KOBE de Circuitos
1ª Carrera
Secuencia Lider



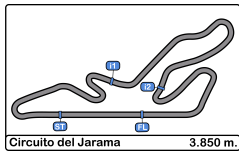
Nº	Piloto	Concursante	Cat.	Vta. Inicio	Vta. Fin	Vtas.	Total Vtas.
13	Sergio López Mayoral	Paradinas MotorSport	Jun	1	10	10	10
33	Felix Aparicio Rodriguez	VSR Motorsport	RkJun	11	12	2	2



Circuito del Jarama
Copa KOBE de Circuitos
1ª Carrera
5 Mejores Tiempos



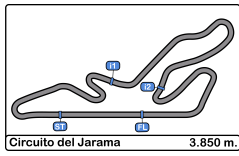
Cls	Nº	Piloto	Concursante	Cat.	Mejor 1		Mejor 2		Mejor 3		Mejor 4		Mejor 5	
					Tiempo	V.R.	Tiempo	V.R.	Tiempo	V.R.	Tiempo	V.R.	Tiempo	V.R.
1	13	Sergio López Mayoral	Paradinas MotorSport	Jun	2:14.864	1	2:16.407	3	2:16.501	10	2:16.530	5	2:16.597	7
2	5	Jorge J. Rodriguez Cañibano	Eficar Team	RkSJJun	2:15.569	2	2:15.811	3	2:16.367	5	2:16.814	9	2:16.849	12
3	10	Miguel Villaceros Sundmaches	Automovil Club Madrid Sport		2:15.604	3	2:15.715	12	2:15.740	2	2:15.750	5	2:15.797	11
4	1	Antonio Albacete Polo	Teo Martín Motorsport		2:15.707	3	2:15.790	2	2:15.828	12	2:15.851	9	2:16.216	11
5	53	José Marcial Rodríguez Cañiba	Eficar Team	Jun	2:15.751	3	2:15.924	2	2:16.358	5	2:16.620	12	2:16.735	9
6	35	Angel Rodríguez Cabello	Overcar Team	Sen	2:15.774	1	2:16.218	2	2:16.428	3	2:16.514	6	2:16.691	7
7	33	Felix Aparicio Rodríguez	VSR Motorsport	RkSJJun	2:15.996	1	2:16.117	6	2:16.215	5	2:16.367	3	2:16.397	2
8	11	Alejandro Romero Beiro	Eficar Team	RkSen	2:16.060	10	2:16.127	6	2:16.345	3	2:16.476	2	2:16.483	11
9	12	Alvaro Serrano Aguilar	A. E. C. D.		2:16.121	6	2:16.311	3	2:16.417	2	2:16.506	5	2:16.988	1
10	26	Isidro Callejas	R A C E	RkSJJun	2:16.198	6	2:16.303	3	2:16.396	5	2:16.469	8	2:16.476	2
11	2	Rafael Camacho Angulo	C.D.E. Última Vuelta	Rk	2:16.204	3	2:16.213	6	2:16.285	11	2:16.297	10	2:16.327	5
12	6	Pablo Amorós Leblic	Eficar Team	Sen	2:16.609	5	2:16.862	7	2:16.888	10	2:17.027	8	2:17.118	9
13	77	Jean Louis Carponcin	Jean Louis Carponcin	RkSen	2:16.827	2	2:17.211	10	2:17.338	8	2:17.556	9	2:17.636	3
14	8	Alberto Gonzalez Checa	C.D.E. Última Vuelta		2:17.061	2	2:17.114	12	2:17.269	10	2:17.445	9	2:17.572	11
15	7	Busian Fontán Alcalde	Club Jarama Sport	Rk	2:17.307	5	2:17.788	3	2:17.820	10	2:17.821	12	2:17.855	8
16	17	Ana Barreras Barbero	Automóvil Club Madrid Sport	Fem	2:17.475	12	2:17.478	10	2:17.703	6	2:17.808	3	2:17.814	8
17	23	Miguel González Manzaneque	Paradinas MotorSport		2:17.655	5	2:18.030	2	2:18.084	6	2:18.148	7	2:18.417	9
18	9	Eduardo Alonso De Pablo	R A C E	Rk	2:17.784	3	2:17.908	7	2:17.933	11	2:17.953	2	2:18.188	5
19	3	Sergio Caval Diez	Rasante Sport	RkSen	2:18.959	7	2:19.240	8	2:19.414	2	2:19.497	9	2:19.626	11
20	42	Mónica Plaza Vazquez	C. D. Cuenca Motor 4x4	Fem Rk	2:22.326	3	2:22.585	5	2:22.658	4	2:22.714	2	2:23.262	6



Circuito del Jarama
Copa KOBE de Circuitos
1ª Carrera
5 Mejores Velocidades



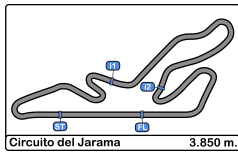
Cls	Nº	Piloto	Concursante	Cat.	V.Max 1		V.Max 2		V.Max 3		V.Max 4		V.Max 5		Media
					Km/h	Vta.	Km/h	Vta.	Km/h	Vta.	Km/h	Vta.	Km/h	Vta.	
1	5	Jorge J. Rodriguez Cañibano	Eficar Team	RkSJJu	160.4	3	160.2	4	158.3	5	157.8	2	157.2	8	158.8
2	1	Antonio Albacete Polo	Teo Martin Motorsport		160.2	3	160.0	4	158.5	2	156.9	10	156.0	5	158.3
3	53	José Marcial Rodriguez Cañibano	Eficar Team	Jun	159.2	4	158.3	3	157.2	6	156.2	2	155.8	5	157.3
4	2	Rafael Camacho Angulo	C.D.E. Última Vuelta	Rk	158.3	12	157.4	8	156.9	9	156.7	2	156.5	10	157.2
5	11	Alejandro Romero Beiro	Eficar Team	RkSen	158.1	2	157.6	3	157.2	12	156.9	4	156.9	8	157.3
6	12	Alvaro Serrano Aguilar	A. E. C. D.		158.1	6	158.1	7	156.9	5	156.7	8	155.6	2	157.1
7	10	Miguel Villaceros Sundmaches	Automovil Club Madrid Sport		157.6	3	157.6	5	157.6	6	157.4	4	155.6	2	157.2
8	26	Isidro Callejas	R A C E	RkSJJu	157.2	12	156.7	7	156.5	5	156.5	6	156.2	3	156.6
9	8	Alberto Gonzalez Checa	C.D.E. Última Vuelta		156.5	2	155.8	9	154.9	10	154.0	8	153.6	4	155.0
10	13	Sergio López Mayoral	Paradinas MotorSport	Jun	156.5	12	154.5	9	154.2	7	153.6	11	152.5	10	154.2
11	17	Ana Barreras Barbero	Automóvil Club Madrid Sport	Fem	156.5	2	155.6	6	155.6	7	155.3	3	154.9	5	155.6
12	33	Felix Aparicio Rodriguez	VSR Motorsport	RkSJJu	156.2	4	156.0	2	155.8	3	155.6	9	155.3	6	155.8
13	77	Jean Louis Carponcin	Jean Louis Carponcin	RkSen	156.2	3	156.2	4	156.0	2	155.3	5	155.3	8	155.8
14	6	Pablo Amorós Leblic	Eficar Team	Sen	156.0	2	155.8	3	155.8	7	155.1	8	154.9	9	155.5
15	9	Eduardo Alonso De Pablo	R A C E	Rk	155.6	2	155.3	3	155.1	7	154.9	4	154.0	8	155.0
16	35	Angel Rodriguez Cabello	Overcar Team	Sen	155.6	12	154.9	2	153.8	9	153.4	3	153.4	8	154.2
17	23	Miguel González Manzaneque	Paradinas MotorSport		155.3	3	154.9	6	153.4	5	153.4	9	152.7	11	153.9
18	3	Sergio Caval Diez	Rasante Sport	RkSen	152.9	7	151.6	8	151.4	9	151.0	11	150.8	2	151.6
19	42	Mónica Plaza Vazquez	C. D. Cuenca Motor 4x4	Fem Rk	152.1	2	151.8	3	151.4	4	151.2	5	150.8	6	151.5
20	7	Busian Fontán Alcalde	Club Jarama Sport	Rk	151.8	3	150.4	5	150.0	6	150.0	7	149.5	4	150.3



Circuito del Jarama
Copa KOBE de Circuitos
1ª Carrera
Secuencia Vueltas Rápidas



<u>Vta.</u>	<u>Hora Día</u>	<u>Tiempo Sesión</u>	<u>Nº</u>	<u>Piloto</u>	<u>Concursante</u>	<u>Cat.</u>	<u>Tiempo</u>	<u>Km/h</u>
-------------	-----------------	----------------------	-----------	---------------	--------------------	-------------	---------------	-------------

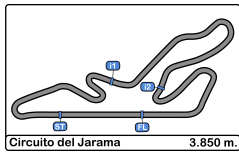


Circuito del Jarama
Copa KOBE de Circuitos
1ª Carrera



Mejor Maxima Velocidad del Evento

Nº	Piloto	Concursante	Cat.	Km/h	Sesión
5	Jorge J. Rodriguez Cañibano	Eficar Team	RkSJun	160.4	1ª Carrera
1	Antonio Albacete Polo	Teo Martín Motorsport		160.2	1ª Carrera
53	José Marcial Rodriguez Cañibano	Eficar Team	Jun	159.2	1ª Carrera
2	Rafael Camacho Angulo	C.D.E. Última Vuelta	Rk	158.3	1ª Carrera
11	Alejandro Romero Beiro	Eficar Team	RkSen	158.1	1ª Carrera
12	Alvaro Serrano Aguilar	A. E. C. D.		158.1	1ª Carrera
10	Miguel Villaceros Sundmaches	Automovil Club Madrid Sport		157.6	1ª Carrera
26	Isidro Callejas	R A C E	RkSJun	157.2	1ª Carrera
77	Jean Louis Carponcin	Jean Louis Carponcin	RkSen	156.5	Entrenamiento cronometrado
8	Alberto Gonzalez Checa	C.D.E. Última Vuelta		156.5	1ª Carrera
17	Ana Barreras Barbero	Automóvil Club Madrid Sport	Fem	156.5	1ª Carrera
13	Sergio López Mayoral	Paradinas MotorSport	Jun	156.5	1ª Carrera
33	Felix Aparicio Rodriguez	VSR Motorsport	RkSJun	156.2	1ª Carrera
6	Pablo Amorós Leblic	Eficar Team	Sen	156.0	1ª Carrera
9	Eduardo Alonso De Pablo	R A C E	Rk	155.6	1ª Carrera
35	Angel Rodriguez Cabello	Overcar Team	Sen	155.6	1ª Carrera
23	Miguel González Manzaneque	Paradinas MotorSport		155.3	1ª Carrera
42	Mónica Plaza Vazquez	C. D. Cuenca Motor 4x4	Fem Rk	152.9	Entrenamiento cronometrado
3	Sergio Caval Diez	Rasante Sport	RkSen	152.9	1ª Carrera
7	Busian Fontán Alcalde	Club Jarama Sport	Rk	151.8	1ª Carrera

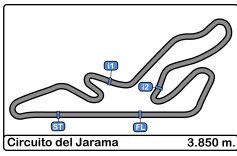


Circuito del Jarama
Copa KOBE de Circuitos
1ª Carrera
Cuentavueltas



VTA

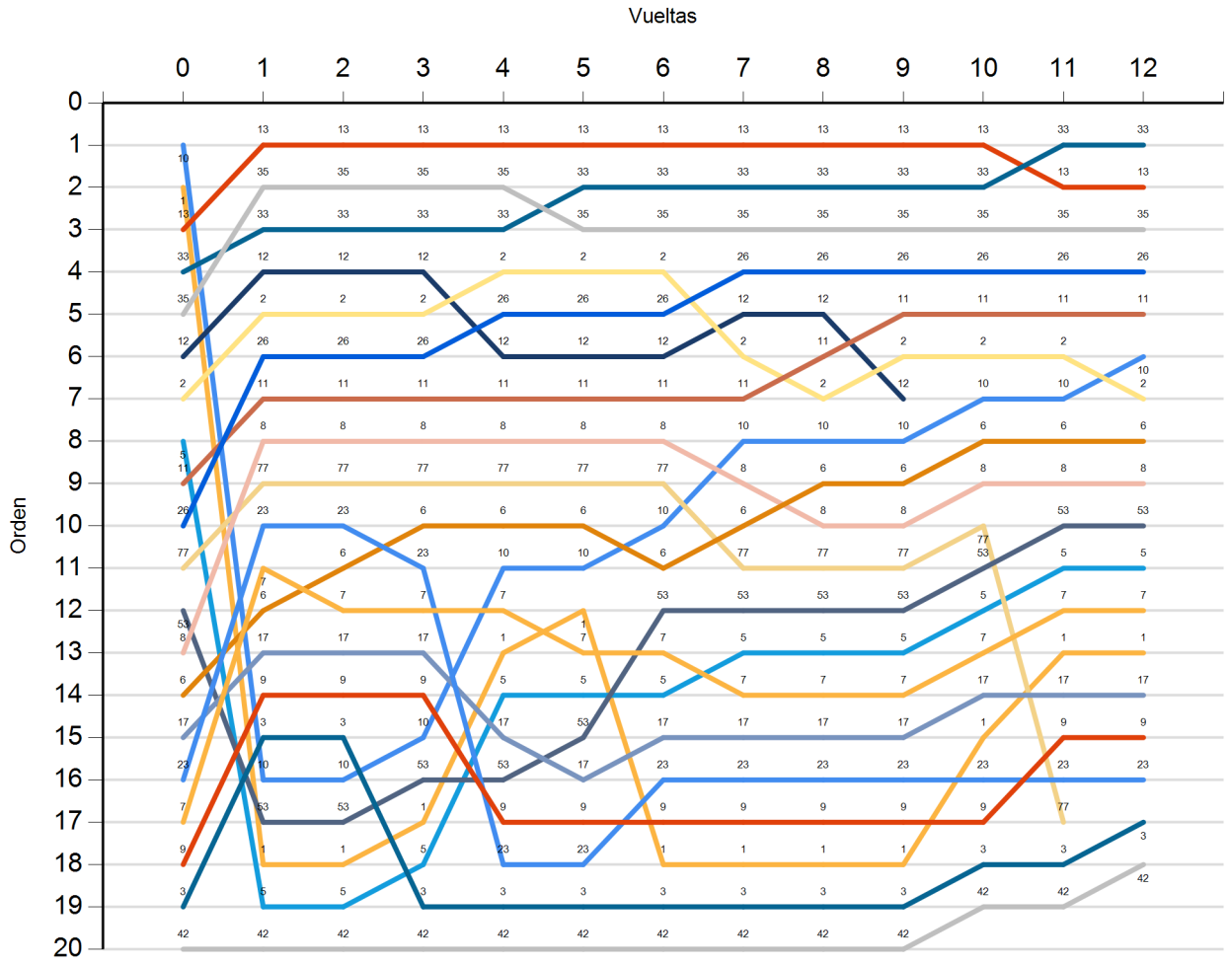
Nr	Pos	Grid	1	2	3	4	5	6	7	8	9	10	11	12
10	1	10	13	13	13	13	13	13	13	13	13	13	33	33
1	2	1	35	35	35	35	33	33	33	33	33	33	13	13
13	3	13	33	33	33	33	35	35	35	35	35	35	35	35
33	4	33	12	12	12	2	2	2	26	26	26	26	26	26
35	5	35	2	2	2	26	26	26	12	12	11	11	11	11
12	6	12	26	26	26	12	12	12	2	11	2	2	2	10
2	7	2	11	11	11	11	11	11	11	2	12	10	10	2
5	8	5	8	8	8	8	8	8	10	10	10	6	6	6
11	9	11	77	77	77	77	77	77	8	6	6	8	8	8
26	10	26	23	23	6	6	6	10	6	8	8	77	53	53
77	11	77	7	6	23	10	10	6	77	77	77	53	5	5
53	12	53	6	7	7	7	1	53	53	53	53	5	7	7
8	13	8	17	17	17	1	7	7	5	5	5	7	1	1
6	14	6	9	9	9	5	5	5	7	7	7	17	17	17
17	15	17	3	3	10	17	53	17	17	17	17	1	9	9
23	16	23	10	10	53	53	17	23	23	23	23	23	23	23
7	17	7	53	53	1	9	9	9	9	9	9	9	77	3
9	18	9	1	1	5	23	23	1	1	1	1	3	3	42
3	19	3	5	5	3	3	3	3	3	3	3	42	42	
42	20	42	42	42	42	42	42	42	42	42	42	42	42	

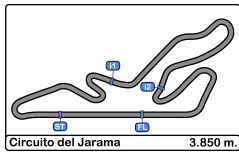


Circuito del Jarama
Copa KOBE de Circuitos
1ª Carrera
Cuentavueltas Gráfico



- 10
- 1
- 13
- 33
- 35
- 12
- 2
- 5
- 11
- 26
- 77
- 53
- 8
- 6
- 17
- 23
- 7
- 9
- 3
- 42





Circuito del Jarama
Copa KOBE de Circuitos
1ª Carrera
Tiempos Parada en Pit



<u>Nº</u>	<u>Tiempo Día</u>	<u>Equipo</u>	<u>Vehículo</u>	<u>Cat</u>	<u>Tiempo Entrada</u>	<u>Nº Parada</u>	<u>Tiempo Pit</u>	<u>Handicap</u>
-----------	-------------------	---------------	-----------------	------------	-----------------------	------------------	-------------------	-----------------



Circuito del Jarama
Copa KOBE de Circuitos
1ª Carrera
Resultados Finales




Cls	Nº	Piloto	Concursante	Cat.	Vtas.	Tiempo	Dif 1º	Intervalo	Km/h	V.R.	Tiempo	Km/h
1	13	Sergio López Mayoral	Paradinas MotorSport	Jun	12	27:21.536			101.3	1	2:14.864	102.7
2	33	Felix Aparicio Rodriguez	VSR Motorsport	RkSJun	12	27:21.148	-0.388	-0.388	101.3	1	2:15.996	101.9
3	35	Angel Rodriguez Cabello	Overcar Team	Sen	12	27:21.881	0.345	0.733	101.2	1	2:15.774	102.0
4	26	Isidro Callejas	R A C E	RkSJun	12	27:22.770	1.234	0.889	101.2	6	2:16.198	101.7
5	11	Alejandro Romero Beiro	Eficar Team	RkSen	12	27:23.859	2.323	1.089	101.1	10	2:16.060	101.8
6	10	Miguel Villaceros Sundmaches	Automovil Club Madrid Sport		12	27:24.258	2.722	0.399	101.1	3	2:15.604	102.2
7	2	Rafael Camacho Angulo	C.D.E. Última Vuelta	Rk	12	27:25.448	3.912	1.190	101.0	3	2:16.204	101.7
8	6	Pablo Amorós Leblic	Eficar Team	Sen	12	27:31.668	10.132	6.220	100.6	5	2:16.609	101.4
9	8	Alberto Gonzalez Checa	C.D.E. Última Vuelta		12	27:32.337	10.801	0.669	100.6	2	2:17.061	101.1
10	53	José Marcial Rodríguez Cañibano	Eficar Team	Jun	12	27:34.713	13.177	2.376	100.5	3	2:15.751	102.0
11	5	Jorge J. Rodríguez Cañibano	Eficar Team	RkSJun	12	27:35.191	13.655	0.478	100.4	2	2:15.569	102.2
12	7	Busian Fontán Alcalde	Club Jarama Sport	Rk	12	27:40.799	19.263	5.608	100.1	5	2:17.307	100.9
13	1	Antonio Albacete Polo	Teo Martín Motorsport		12	27:40.966	19.430	0.167	100.1	3	2:15.707	102.1
14	17	Ana Barreras Barbero	Automóvil Club Madrid Sport	Fem	12	27:44.749	23.213	3.783	99.9	12	2:17.475	100.8
15	9	Eduardo Alonso De Pablo	R A C E	Rk	12	27:47.338	25.802	2.589	99.7	3	2:17.784	100.5
16	23	Miguel González Manzanque	Paradinas MotorSport		12	27:49.256	27.720	1.918	99.6	5	2:17.655	100.6
17	3	Sergio Caval Diez	Rasante Sport	RkSen	12	28:38.993	1:17.457	49.737	96.7	7	2:18.959	99.7
18	42	Mónica Plaza Vazquez	C. D. Cuenca Motor 4x4	Fem Rk	12	28:53.217	1:31.681	14.224	95.9	3	2:22.326	97.3
19	77	Jean Louis Carponcin	Jean Louis Carponcin	RkSen	11	25:34.116	1 Vta	1 Vta	99.3	2	2:16.827	101.2
20	12	Alvaro Serrano Aguilar	A. E. C. D.		9	20:36.711	3 Vtas.	2 Vtas.	100.8	6	2:16.121	101.8

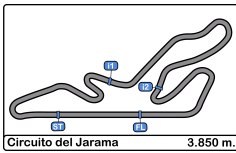
Vuelta Rápida Sergio López Mayoral en 2:14.864 a 102.8 Km/h en la vuelta 1

Penalizado con 25" el dorsal #3 según Art. 39.9 y Art 14.10 F1

Penalizado con una posición el dorsal #33 por decisión de deportivos

Publicada a las :

Comisarios Deportivos:	Director de Carrera:	Cronometrador: 
-------------------------------	-----------------------------	--



Circuito del Jarama
Copa KOBE de Circuitos
2ª Carrera
Parrilla de Salida



		Alvaro Serrano Aguilar	12	20
19	77	Jean Louis Carponcin		.10.
		Mónica Plaza Vazquez	42	18
17	3	Sergio Caval Diez		.9.
		Miguel González Manzaneque	23	16
15	9	Eduardo Alonso De Pablo		.8.
		Ana Barreras Barbero	17	14
13	13	Sergio López Mayoral		.7.
		Felix Aparicio Rodriguez	33	12
11	35	Angel Rodriguez Cabello		.6.
		Isidro Callejas	26	10
9	11	Alejandro Romero Beiro		.5.
		Miguel Villaceros Sundmache	10	8
7	2	Rafael Camacho Angulo		.4.
		Pablo Amorós Leblic	6	6
5	8	Alberto Gonzalez Checa		.3.
		José Marcial Rodriguez Cañib	53	4
3	5	Jorge J. Rodriguez Cañibano		.2.
		Busian Fontán Alcalde	7	2
1	1	Antonio Albacete Polo		.1.

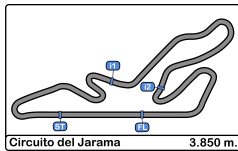


Pole

Publicada a las:.....

Comisarios Deportivos:

Cronometrador:



Circuito del Jarama
Copa KOBE de Circuitos
2ª Carrera
Resultados Provisionales

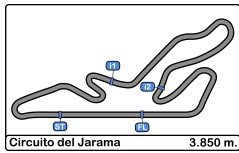


Cls	Nº	Piloto	Concursante	Cat.	Vtas.	Tiempo	Dif 1º	Intervalo	Km/h	V.R.	Tiempo	Km/h
1	10	Miguel Villaceros Sundmaches	Automovil Club Madrid Sport		12	27:23.723			101.1	8	2:15.807	102.0
2	1	Antonio Albacete Polo	Teo Martín Motorsport		12	27:24.094	0.371	0.371	101.1	8	2:16.376	101.6
3	5	Jorge J. Rodriguez Cañibano	Eficar Team	RkSJun	12	27:25.189	1.466	1.095	101.0	6	2:16.091	101.8
4	13	Sergio López Mayoral	Paradinas MotorSport	Jun	12	27:25.446	1.723	0.257	101.0	9	2:16.164	101.7
5	26	Isidro Callejas	R A C E	RkSJun	12	27:25.795	2.072	0.349	101.0	9	2:15.796	102.0
6	35	Angel Rodriguez Cabello	Overcar Team	Sen	12	27:26.172	2.449	0.377	101.0	9	2:15.904	101.9
7	33	Felix Aparicio Rodriguez	VSR Motorsport	RkSJun	12	27:34.696	10.973	8.524	100.5	10	2:16.370	101.6
8	12	Alvaro Serrano Aguilar	A. E. C. D.		12	27:35.807	12.084	1.111	100.4	10	2:16.423	101.5
9	53	José Marcial Rodriguez Cañibano	Eficar Team	Jun	12	27:36.660	12.937	0.853	100.3	3	2:16.632	101.4
10	7	Busian Fontán Alcalde	Club Jarama Sport	Rk	12	27:37.806	14.083	1.146	100.3	10	2:16.971	101.1
11	11	Alejandro Romero Beiro	Eficar Team	RkSen	12	27:39.139	15.416	1.333	100.2	4	2:16.077	101.8
12	2	Rafael Camacho Angulo	C.D.E. Última Vuelta	Rk	12	27:39.210	15.487	0.071	100.2	4	2:16.325	101.6
13	17	Ana Barreras Barbero	Automóvil Club Madrid Sport	Fem	12	27:39.650	15.927	0.440	100.2	4	2:16.580	101.4
14	8	Alberto Gonzalez Checa	C.D.E. Última Vuelta		12	27:43.056	19.333	3.406	100.0	4	2:16.906	101.2
15	9	Eduardo Alonso De Pablo	R A C E	Rk	12	27:53.352	29.629	10.296	99.3	4	2:18.005	100.4
16	23	Miguel González Manzanegue	Paradinas MotorSport		12	28:26.484	1:02.761	33.132	97.4	2	2:18.041	100.4
17	42	Mónica Plaza Vazquez	C. D. Cuenca Motor 4x4	Fem Rk	12	28:26.766	1:03.043	0.282	97.4	5	2:20.598	98.5
18	3	Sergio Caval Diez	Rasante Sport	RkSen	12	28:31.053	1:07.330	4.287	97.2	4	2:18.449	100.1
19	77	Jean Louis Carponcin	Jean Louis Carponcin	RkSen	11	28:38.285	1 Vta	1 Vta	88.7	9	2:17.144	101.0
Not Cat.ified: (Requirements: 75% of number Vtas. of leader = 9 Vtas.)												
6		Pablo Amorós Leblic	Eficar Team	Sen	6	14:00.311	6 Vtas.	5 Vtas.	98.9	3	2:16.659	101.4

Vuelta Rápida Isidro Callejas en 2:15.796 a 102.1 Km/h en la vuelta 9

Publicada a las :.....

Comisarios Deportivos:	Director de Carrera:	Cronometrador:
-------------------------------	-----------------------------	---------------------------

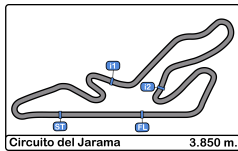


Circuito del Jarama
Copa KOBE de Circuitos
2ª Carrera



Clasificación Provisional por Vuelta Rápida de Piloto

Cls	Nº	Piloto	Concursante	Cat.	Vtas	V.R.	Tiempo	Dif 1º	Intervalo	Km/h
1	26	Isidro Callejas	R A C E	RkSJun	12	9	2:15.796			102.0
2	10	Miguel Villaceros Sundmaches	Automovil Club Madrid Sport		12	8	2:15.807	0.011	0.011	102.0
3	35	Angel Rodriguez Cabello	Overcar Team	Sen	12	9	2:15.904	0.108	0.097	101.9
4	11	Alejandro Romero Beiro	Eficar Team	RkSen	12	4	2:16.077	0.281	0.173	101.8
5	5	Jorge J. Rodriguez Cañibano	Eficar Team	RkSJun	12	6	2:16.091	0.295	0.014	101.8
6	13	Sergio López Mayoral	Paradinas MotorSport	Jun	12	9	2:16.164	0.368	0.073	101.7
7	2	Rafael Camacho Angulo	C.D.E. Última Vuelta	Rk	12	4	2:16.325	0.529	0.161	101.6
8	33	Felix Aparicio Rodriguez	VSR Motorsport	RkSJun	12	10	2:16.370	0.574	0.045	101.6
9	1	Antonio Albacete Polo	Teo Martín Motorsport		12	8	2:16.376	0.580	0.006	101.6
10	12	Alvaro Serrano Aguilar	A. E. C. D.		12	10	2:16.423	0.627	0.047	101.5
11	17	Ana Barreras Barbero	Automóvil Club Madrid Sport	Fem	12	4	2:16.580	0.784	0.157	101.4
12	53	José Marcial Rodriguez Cañibano	Eficar Team	Jun	12	3	2:16.632	0.836	0.052	101.4
13	6	Pablo Amorós Leblic	Eficar Team	Sen	6	3	2:16.659	0.863	0.027	101.4
14	8	Alberto Gonzalez Checa	C.D.E. Última Vuelta		12	4	2:16.906	1.110	0.247	101.2
15	7	Busian Fontán Alcalde	Club Jarama Sport	Rk	12	10	2:16.971	1.175	0.065	101.1
16	77	Jean Louis Carponcin	Jean Louis Carponcin	RkSen	11	9	2:17.144	1.348	0.173	101.0
17	9	Eduardo Alonso De Pablo	R A C E	Rk	12	4	2:18.005	2.209	0.861	100.4
18	23	Miguel González Manzaneque	Paradinas MotorSport		12	2	2:18.041	2.245	0.036	100.4
19	3	Sergio Caval Diez	Rasante Sport	RkSen	12	4	2:18.449	2.653	0.408	100.1
20	42	Mónica Plaza Vazquez	C. D. Cuenca Motor 4x4	Fem Rk	12	5	2:20.598	4.802	2.149	98.5



Circuito del Jarama
Copa KOBE de Circuitos
2ª Carrera
Distancia y Velocidad Media



Cls	Nº	Piloto	Nac	Concursante	Cat.	Cls	Vtas.	Distancia	Tiempo	Km/h
1	10	Miguel Villaceros Sundmaches		Automovil Club Madrid Sport			12	46.20	27:23.723	101.1
2	1	Antonio Albacete Polo		Teo Martín Motorsport		1	12	46.20	27:24.094	101.1
3	5	Jorge J. Rodriguez Cañibano		Eficar Team	RkSJun	1	12	46.20	27:25.189	101.0
4	13	Sergio López Mayoral		Paradinas MotorSport	Jun	1	12	46.20	27:25.446	101.0
5	26	Isidro Callejas		R A C E	RkSJun	2	12	46.20	27:25.795	101.0
6	35	Angel Rodriguez Cabello		Overcar Team	Sen	1	12	46.20	27:26.172	101.0
7	33	Felix Aparicio Rodriguez		VSR Motorsport	RkSJun	3	12	46.20	27:34.696	100.5
8	12	Alvaro Serrano Aguilar		A. E. C. D.			12	46.20	27:35.807	100.4
9	53	José Marcial Rodriguez Cañibano		Eficar Team	Jun	2	12	46.20	27:36.660	100.3
10	7	Busian Fontán Alcalde		Club Jarama Sport	Rk	1	12	46.20	27:37.806	100.3
11	11	Alejandro Romero Beiro		Eficar Team	RkSen	1	12	46.20	27:39.139	100.2
12	2	Rafael Camacho Angulo		C.D.E. Última Vuelta	Rk	2	12	46.20	27:39.210	100.2
13	17	Ana Barreras Barbero		Automóvil Club Madrid Sport	Fem	1	12	46.20	27:39.650	100.2
14	8	Alberto Gonzalez Checa		C.D.E. Última Vuelta			12	46.20	27:43.056	100.0
15	9	Eduardo Alonso De Pablo		R A C E	Rk	3	12	46.20	27:53.352	99.3
16	23	Miguel González Manzaneque		Paradinas MotorSport			12	46.20	28:26.484	97.4
17	42	Mónica Plaza Vazquez		C. D. Cuenca Motor 4x4	Fem Rk	1	12	46.20	28:26.766	97.4
18	3	Sergio Caval Diez		Rasante Sport	RkSen	2	12	46.20	28:31.053	97.2
19	77	Jean Louis Carponcin		Jean Louis Carponcin	RkSen	3	11	42.35	28:38.285	88.7
Not Cat.ified: (Requirements: 75% of number Vtas. of leader = 9 Vtas.)										
	6	Pablo Amorós Leblic		Eficar Team	Sen	2	6	23.10	14:00.311	98.9



Circuito del Jarama
Copa KOBE de Circuitos
2ª Carrera
Tiempos Por Vuelta

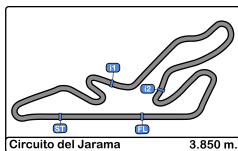


1							5								
1 Antonio Albacete Polo							1 Jorge J. Rodriguez Cañibano								
Toyota Aygo							Toyota Aygo								
* 2 Teo Martín Motorsport							2 SJUN/RK Eficar Team								
Vta	D	Tiempo	Sector 1	Sector 2	Sector 3	V.Max	Elapsed	Vta	D	Tiempo	Sector 1	Sector 2	Sector 3	V.Max	Elapsed
1		2:18.326	53.140	47.465	37.721	79.6	2:18.326	1		2:19.583	53.897	47.667	38.019	83.7	2:19.583
2		2:16.807	51.741	47.375	37.691	150.2	4:35.133	2		2:17.289	51.988	47.201	38.100	154.9	4:36.872
3		2:16.674	51.616	47.339	37.719	150.4	6:51.807	3		2:16.744	51.657	47.018	38.069	152.9	6:53.616
4		2:16.908	51.732	47.336	37.840	150.6	9:08.715	4		2:16.692	51.735	46.998	37.959	152.9	9:10.308
5		2:17.004	51.804	47.478	37.722	150.6	11:25.719	5		2:16.695	51.823	47.080	37.792	153.6	11:27.003
6		2:16.763	51.698	47.352	37.713	151.0	13:42.482	6		2:16.091	51.556	46.912	37.623	154.0	13:43.094
7		2:16.434	51.593	47.180	37.661	151.2	15:58.916	7		2:16.352	51.382	47.189	37.781	154.7	15:59.446
8		2:16.376	51.525	47.279	37.572	151.8	18:15.292	8		2:16.159	51.452	47.083	37.624	154.7	18:15.605
9		2:17.117	52.178		2:54.689	152.9	20:32.409	9		2:17.279	52.093	47.265	37.921	154.9	20:32.884
10		2:16.545	51.585	47.294	37.666	151.6	22:48.954	10		2:16.710	51.525	47.116	38.069	156.5	22:49.594
11		2:16.806	51.622	47.501	37.683	151.8	25:05.760	11		2:16.946	51.550	47.794	37.602	156.5	25:06.540
12		2:18.334	52.652	47.691	37.991	151.6	27:24.094	12		2:18.649	52.562	47.775	38.312	156.7	27:25.189

2							6								
1 Rafael Camacho Angulo							1 Pablo Amorós Leblic								
Toyota Aygo							Toyota Aygo								
RK 2 C.D.E. Última Vuelta							2 SEN Eficar Team								
Vta	D	Tiempo	Sector 1	Sector 2	Sector 3	V.Max	Elapsed	Vta	D	Tiempo	Sector 1	Sector 2	Sector 3	V.Max	Elapsed
1		2:21.626	55.630	47.872	38.124	90.9	2:21.626	1		2:20.029	54.529	47.560	37.940	89.1	2:20.029
2		2:20.132	52.319	47.427	40.386	157.4	4:41.758	2		2:18.487	52.657	47.885	37.945	157.2	4:38.516
3		2:19.077	54.034	47.417	37.626	154.0	7:00.835	3		2:16.659	51.600	47.311	37.748	156.9	6:55.175
4		2:16.325	51.258	47.225	37.842	156.7	9:17.160	4		2:17.621	52.184	47.474	37.963	157.4	9:12.796
5		2:17.784	51.506	47.704	38.574	157.2	11:34.944	5		2:18.847	52.723	48.157	37.967	151.0	11:31.643
6		2:17.370	52.237	47.403	37.730	154.0	13:52.314	6		2:28.668 P	52.506	47.947	48.215	156.9	14:00.311
7		2:16.673	51.293	47.403	37.977	158.5	16:08.987								
8		2:18.816	52.441	47.909	38.466	159.0	18:27.803								
9		2:18.203	52.372	47.724	38.107	156.2	20:46.006								
10		2:16.935	51.743	47.223	37.969	155.6	23:02.941								
11		2:17.643	52.241	47.411	37.991	155.3	25:20.584								
12		2:18.626	52.368	47.852	38.406	156.2	27:39.210								

3							7								
1 Sergio Caval Diez							1 Busian Fontán Alcalde								
Toyota Aygo							Toyota Aygo								
SEN/RK 2 Rasante Sport							RK 2 Club Jarama Sport								
Vta	D	Tiempo	Sector 1	Sector 2	Sector 3	V.Max	Elapsed	Vta	D	Tiempo	Sector 1	Sector 2	Sector 3	V.Max	Elapsed
1		2:26.139	59.157	47.969	39.013	101.4	2:26.139	1		2:19.179	53.581	47.612	37.986	79.6	2:19.179
2		2:21.082	53.765	48.633	38.684	152.5	4:47.221	2		2:18.600	52.971	47.736	37.893	148.5	4:37.779
3		2:18.999	52.901	47.844	38.254	155.3	7:06.220	3		2:16.978	51.554	47.330	38.094	152.5	6:54.757
4		2:18.449	52.150	47.846	38.453	154.9	9:24.669	4		2:19.231	52.627	47.793	38.811	151.0	9:13.988
5		2:32.305	1:05.056	48.518	38.731	155.1	11:56.974	5		2:18.495	52.658	47.822	38.015	152.1	11:32.483
6		2:19.256	52.592		2:57.987	152.3	14:16.230	6		2:17.671	52.123	47.682	37.866	155.1	13:50.154
7		2:19.858	52.470	48.480	38.908	152.5	16:36.088	7		2:17.666	52.235	47.531	37.900	149.5	16:07.820
8		2:22.739	54.523	48.447	39.769	151.4	18:58.827	8		2:19.553	53.683	47.842	38.028	156.0	18:27.373
9		2:34.017	54.823	48.566	50.628	146.1	21:32.844	9		2:18.185	52.445	47.651	38.089	152.5	20:45.558
10		2:19.969	53.313	48.191	38.465	147.5	23:52.813	10		2:16.971	51.580	47.426	37.965	152.3	23:02.529
11		2:18.817	52.292	48.078	38.447	151.4	26:11.630	11		2:17.620	52.185	47.558	37.877	151.0	25:20.149
12		2:19.423	52.597	48.321	38.505	151.2	28:31.053	12		2:17.657	51.980	47.625	38.052	150.6	27:37.806

8							
1 Alberto Gonzalez Checa							
Toyota Aygo							
2 C.D.E. Última Vuelta							
Vta	D	Tiempo	Sector 1	Sector 2	Sector 3	V.Max	Elapsed
1		2:21.318	55.154	48.036	38.128	86.6	2:21.318
2		2:18.528	52.298	47.641	38.589	155.3	4:39.846
3		2:18.703	53.103	47.586	38.014	158.1	6:58.549
4		2:16.906	51.549	47.398	37.959	156.0	9:15.455
5		2:18.844	52.121	48.209	38.514	158.8	11:34.299
6		2:17.780	51.794	47.936	38.050	155.3	13:52.079
7		2:19.023	52.562	47.890	38.571	157.8	16:11.102
8		2:17.581	51.543	47.738	38.300	157.8	18:28.683
9		2:21.432	52.041	51.312	38.079	154.0	20:50.115
10		2:17.203	51.673		2:55.282	152.7	23:07.318
11		2:17.274	51.834	47.511	37.929	152.9	25:24.592
12		2:18.464	51.958	48.015	38.491	150.0	27:43.056



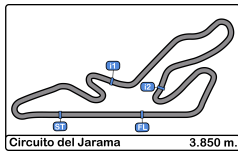
Circuito del Jarama
Copa KOBE de Circuitos
2ª Carrera
Tiempos Por Vuelta



9							12								
1 Eduardo Alonso De Pablo							1 Alvaro Serrano Aguilar								
Toyota Aygo							Toyota Aygo								
RK	2						RACE	2						A. E. C. D.	
Vta	D	Tiempo	Sector 1	Sector 2	Sector 3	V.Max	Elapsed	Vta	D	Tiempo	Sector 1	Sector 2	Sector 3	V.Max	Elapsed
1		2:25.804	58.272	48.229	39.303	98.8	2:25.804	1		2:23.949	57.768	48.117	38.064	106.0	2:23.949
2		2:20.899	53.928		3:00.202	152.5	4:46.703	2		2:17.757	52.403	47.289	38.065	155.3	4:41.706
3		2:18.578	52.744	47.617	38.217	152.3	7:05.281	3		2:17.428	52.578	47.042	37.808	152.3	6:59.134
4		2:18.005	51.981	47.890	38.134	152.3	9:23.286	4		2:16.501	51.683	46.878	37.940	157.4	9:15.635
5		2:18.323	52.121		2:56.457	152.3	11:41.609	5		2:17.438	51.423	47.920	38.095	159.2	11:33.073
6		2:18.903	52.532	48.037	38.334	152.3	14:00.512	6		2:18.048	51.979		2:56.143	159.7	13:51.121
7		2:18.431	52.445		2:56.765	151.8	16:18.943	7		2:17.565	52.054	47.522	37.989	157.8	16:08.686
8		2:18.370	52.242	48.022	38.106	152.1	18:37.313	8		2:17.340	51.959	47.384	37.997	158.8	18:26.026
9		2:18.586	52.132	47.988	38.466	152.1	20:55.899	9		2:19.114	52.937	48.365	37.812	156.0	20:45.140
10		2:18.657	52.288	48.049	38.320	152.1	23:14.556	10		2:16.423	51.360		2:54.235	156.9	23:01.563
11		2:19.053	52.437	48.059	38.557	152.3	25:33.609	11		2:17.462	51.730	47.720	38.012	156.0	25:19.025
12		2:19.743	52.736	48.263	38.744	151.6	27:53.352	12		2:16.782	51.592	47.222	37.968	156.9	27:35.807

10							13								
1 Miguel Villaceros Sundmaches							1 Sergio López Mayoral								
Toyota Aygo							Toyota Aygo								
RK	2						JUN	2						Paradinas MotorSport	
Vta	D	Tiempo	Sector 1	Sector 2	Sector 3	V.Max	Elapsed	Vta	D	Tiempo	Sector 1	Sector 2	Sector 3	V.Max	Elapsed
1		2:20.192	55.115	47.266	37.811	92.9	2:20.192	1		2:23.058	56.654	47.445	38.959	99.0	2:23.058
2		2:17.807	52.330	47.701	37.776	157.6	4:37.999	2		2:17.185	51.439	47.381	38.365	157.2	4:40.243
3		2:16.652	51.619	47.337	37.696	155.3	6:54.651	3		2:16.366	51.614	47.199	37.553	159.0	6:56.609
4		2:18.288	52.960	47.576	37.752	155.3	9:12.939	4		2:16.703	51.646	47.159	37.898	156.0	9:13.312
5		2:16.283	51.483	47.245	37.555	154.0	11:29.222	5		2:17.658	52.302	47.711	37.645	158.3	11:30.970
6		2:15.986	51.342		2:53.541	154.2	13:45.208	6		2:16.198	51.352	47.171	37.675	154.0	13:47.168
7		2:16.012	51.349	47.145	37.518	154.0	16:01.220	7		2:16.410	51.453	47.250	37.707	153.4	16:03.578
8		2:15.807	51.300	47.016	37.491	154.5	18:17.027	8		2:16.474	51.369		2:54.181	153.4	18:20.052
9		2:16.084	51.308		2:53.575	154.5	20:33.111	9		2:16.164	51.354		5:10.345	153.4	20:36.216
10		2:16.686	51.612	47.265	37.809	156.2	22:49.797	10		2:16.387	51.664	47.138	37.585	154.2	22:52.603
11		2:16.517	51.571	47.154	37.792	156.2	25:06.314	11		2:16.271	51.443	47.259	37.569	154.0	25:08.874
12		2:17.409	52.188	47.257	37.964	157.2	27:23.723	12		2:16.572	51.715	47.136	37.721	153.8	27:25.446

11							17								
1 Alejandro Romero Beiro							1 Ana Barreras Barbero								
Toyota Aygo							Toyota Aygo								
SEN/RK	2						FEM	2						Automóvil Club Madrid Sport	
Vta	D	Tiempo	Sector 1	Sector 2	Sector 3	V.Max	Elapsed	Vta	D	Tiempo	Sector 1	Sector 2	Sector 3	V.Max	Elapsed
1		2:23.544	56.165	47.495	39.884	93.9	2:23.544	1		2:23.880	57.363	48.061	38.456	98.4	2:23.880
2		2:18.615	52.962	47.450	38.203	152.9	4:42.159	2		2:18.957	52.909	47.721	38.327	149.1	4:42.837
3		2:18.264	53.373	47.231	37.660	155.6	7:00.423	3		2:19.052	53.544	47.408	38.100	156.7	7:01.889
4		2:16.077	51.373	46.892	37.812	157.2	9:16.500	4		2:16.580	51.582	47.138	37.860	155.6	9:18.469
5		2:18.360	51.730	47.731	38.899	159.7	11:34.860	5		2:17.127	51.621	47.441	38.065	155.6	11:35.596
6		2:17.802	52.306	47.648	37.848	151.2	13:52.662	6		2:18.040	51.875	47.962	38.203	156.9	13:53.636
7		2:18.186	52.371	47.351	38.464	157.8	16:10.848	7		2:17.734	51.786		2:55.937	154.9	16:11.370
8		2:17.861	52.309	47.323	38.229	156.5	18:28.709	8		2:18.366	52.284	48.127	37.955	157.8	18:29.736
9		2:18.619	52.389	48.419	37.811	153.4	20:47.328	9		2:17.092	51.809	47.599	37.684	155.8	20:46.828
10		2:16.977	51.705	47.020	38.252	156.2	23:04.305	10		2:17.162	51.654	47.234	38.274	155.1	23:03.990
11		2:16.550	51.637	47.037	37.876	156.7	25:20.855	11		2:18.246	52.623	47.626	37.997	152.9	25:22.236
12		2:18.284	52.087	47.574	38.623	157.4	27:39.139	12		2:17.414	51.793	47.715	37.906	154.5	27:39.650



Circuito del Jarama
Copa KOBE de Circuitos
2ª Carrera
Tiempos Por Vuelta



23 1 Miguel González Manzanegue Toyota Aygo **35** 1 Angel Rodriguez Cabello Toyota Aygo
 2 Paradin MotorSport SEN 2 Overcar Team

Vta	D	Tiempo	Sector 1	Sector 2	Sector 3	V.Max	Elapsed	Vta	D	Tiempo	Sector 1	Sector 2	Sector 3	V.Max	Elapsed
1		2:23.578	56.959	48.053	38.566	100.7	2:23.578	1		2:23.300	56.775	47.874	38.651	94.4	2:23.300
2		<u>2:18.041</u>	<u>52.040</u>	<u>47.682</u>	<u>38.319</u>	152.1	4:41.619	2		2:17.266	52.059	47.072	38.135	155.6	4:40.566
3		2:23.544	56.692	48.454	38.398	152.1	7:05.163	3		2:17.472	52.120	47.302	38.050	156.5	6:58.038
4		2:19.009	52.625	48.045	38.339	147.9	9:24.172	4		2:16.357	51.384		2:54.407	156.7	9:14.395
5		2:27.770	59.028	50.022	38.720	150.8	11:51.942	5		2:17.706	52.080	47.696	37.930	155.6	11:32.101
6		2:21.130	53.272		2:59.850	144.9	14:13.072	6		2:16.641	51.653	47.208	37.780	156.9	13:48.742
7		2:21.931	53.717	49.093	39.121	145.5	16:35.003	7		2:16.510	51.545	47.092	37.873	155.1	16:05.252
8		2:23.561	54.268	49.277	40.016	144.7	18:58.564	8		2:16.014	51.457	<u>46.906</u>	37.651	154.0	18:21.266
9		2:21.949	54.397	48.795	38.757	144.0	21:20.513	9		<u>2:15.904</u>	<u>51.324</u>		2:53.555	155.1	20:37.170
10		2:21.061	53.365	48.981	38.715	145.7	23:41.574	10		2:16.352	51.714	47.056	<u>37.582</u>	155.3	22:53.522
11		2:22.447	53.473	49.935	39.039	147.5	26:04.021	11		2:16.222	51.576	47.057	37.589	156.0	25:09.744
12		2:22.463	53.568	49.668	39.227	145.5	28:26.484	12		2:16.428	51.619	47.168	37.641	154.9	27:26.172

26 1 Isidro Callejas Toyota Aygo **42** 1 Mónica Plaza Vazquez Toyota Aygo
 SJUN/RK 2 R A C E FEM/RK 2 C. D. Cuenca Motor 4x4

Vta	D	Tiempo	Sector 1	Sector 2	Sector 3	V.Max	Elapsed	Vta	D	Tiempo	Sector 1	Sector 2	Sector 3	V.Max	Elapsed
1		2:22.272	56.472	47.460	38.340	95.1	2:22.272	1		2:27.145	59.922	<u>48.125</u>	39.098	99.5	2:27.145
2		2:17.697	51.887	47.411	38.399	155.3	4:39.969	2		2:21.517	54.029	48.451	<u>39.037</u>	154.7	4:48.662
3		2:17.447	52.472	47.228	37.747	157.2	6:57.416	3		2:21.480	53.427	48.528	39.525	153.6	7:10.142
4		2:16.576	51.431	47.194	37.951	155.3	9:13.992	4		2:22.438	53.562	48.861	40.015	152.7	9:32.580
5		2:17.827	51.934	47.974	37.919	154.0	11:31.819	5		<u>2:20.598</u>	<u>53.143</u>	48.333	39.122	153.6	11:53.178
6		2:16.451	51.488	47.308	37.655	157.6	13:48.270	6		2:20.937	53.314		3:00.059	152.9	14:14.115
7		2:16.305	51.405	47.235	37.665	153.4	16:04.575	7		2:21.524	53.546	48.697	39.281	153.6	16:35.639
8		2:16.191	51.268	47.219	37.704	154.0	18:20.766	8		2:22.117	54.290	48.508	39.319	149.7	18:57.756
9		<u>2:15.796</u>	<u>51.182</u>		2:53.500	154.0	20:36.562	9		2:21.387	53.562	48.432	39.393	151.2	21:19.143
10		2:16.442	51.871	<u>46.997</u>	<u>37.574</u>	156.2	22:53.004	10		2:21.556	53.660	48.562	39.334	150.8	23:40.699
11		2:16.268	51.492	47.133	37.643	155.3	25:09.272	11		2:23.553	54.466	48.869	40.218	150.8	26:04.252
12		2:16.523	51.765	47.100	37.658	155.6	27:25.795	12		2:22.514	54.491	48.812	39.211	145.7	28:26.766

33 1 Felix Aparicio Rodriguez Toyota Aygo **53** 1 José Marcial Rodriguez Cañibano Toyota Aygo
 SJUN/RK 2 VSR Motorsport JUN 2 Eficar Team

Vta	D	Tiempo	Sector 1	Sector 2	Sector 3	V.Max	Elapsed	Vta	D	Tiempo	Sector 1	Sector 2	Sector 3	V.Max	Elapsed
1		2:23.604	57.087	47.882	38.635	96.8	2:23.604	1		2:20.612	54.378	48.315	37.919	85.2	2:20.612
2		2:18.422	52.266	47.420	38.736	150.6	4:42.026	2		2:18.164	52.321	48.018	37.825	154.2	4:38.776
3		2:17.393	52.865	46.998	<u>37.530</u>	152.9	6:59.419	3		<u>2:16.632</u>	51.758	47.253	<u>37.621</u>	157.2	6:55.408
4		2:16.586	51.672	47.116	37.798	158.8	9:16.005	4		2:18.134	52.510	47.782	37.842	157.8	9:13.542
5		2:17.274	51.600	47.576	38.098	160.2	11:33.279	5		2:19.346	52.124	48.971	38.251	157.2	11:32.888
6		2:18.070	52.652	47.318	38.100	160.2	13:51.349	6		2:18.066	52.103	47.797	38.166	160.4	13:50.954
7		2:16.653	51.552	47.259	37.842	159.0	16:08.002	7		2:17.322	<u>51.649</u>	47.872	37.801	158.8	16:08.276
8		2:18.423	53.346	47.122	37.955	157.2	18:26.425	8		2:17.559	51.665	47.750	38.144	156.0	18:25.835
9		2:18.212	53.159	47.391	37.662	157.6	20:44.637	9		2:17.776	52.138	47.380	38.258	155.3	20:43.611
10		<u>2:16.370</u>	<u>51.357</u>	<u>46.886</u>	38.127	154.0	23:01.007	10		2:17.087	51.919	<u>47.108</u>	38.060	151.8	23:00.698
11		2:16.938	51.819	47.323	37.796	155.6	25:17.945	11		2:17.831	52.560	47.354	37.917	153.4	25:18.529
12		2:16.751	51.746	47.172	37.833	152.3	27:34.696	12		2:18.131	52.618	47.402	38.111	155.1	27:36.660



Circuito del Jarama
Copa KOBE de Circuitos
2ª Carrera
Tiempos Por Vuelta

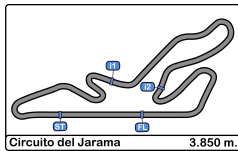


2018-2020
COPA
KOBE MOTOR
 CIRCUITOS

77 1 Jean Louis Carponcin Toyota Aygo

SEN/RK 2 Jean Louis Carponcin

Vta	D	Tiempo	Sector 1	Sector 2	Sector 3	V.Max	Elapsed
1		2:37.775	1:07.678	50.515	39.582	88.3	2:37.775
2		2:18.033	52.015	47.606	38.412	151.4	4:55.808
3		2:17.896	52.287	47.394	38.215	152.1	7:13.704
4		2:17.712	51.973	47.457	38.282	152.3	9:31.416
5		2:44.042 P	52.358	54.233	57.451	152.5	12:15.458
6		4:41.119	3:04.184	57.131	39.804	71.9	16:56.577
7		2:17.609	51.879	47.446	38.284	151.2	19:14.186
8		2:17.978	52.146	47.474	38.358	150.2	21:32.164
9		<u>2:17.144</u>	<u>51.634</u>	47.466	38.044	151.2	23:49.308
10		2:17.229	51.865	<u>47.370</u>	<u>37.994</u>	151.8	26:06.537
11		2:31.748	52.801	58.882	40.065	153.4	28:38.285



Circuito del Jarama
Copa KOBE de Circuitos
2ª Carrera
Análisis



Num **Tiempo Vta.** **Dif. 1º**

Vta 1

1	2:18.326	
7	2:19.179	00.853
5	2:19.583	01.257
6	2:20.029	01.703
10	2:20.192	01.866
53	2:20.612	02.286
8	2:21.318	02.992
2	2:21.626	03.300
26	2:22.272	03.946
13	2:23.058	04.732
35	2:23.300	04.974
11	2:23.544	05.218
23	2:23.578	05.252
33	2:23.604	05.278
17	2:23.880	05.554
12	2:23.949	05.623
9	2:25.804	07.478
3	2:26.139	07.813
42	2:27.145	08.819
77	2:37.775	19.449

Num **Tiempo Vta.** **Dif. 1º**

Vta 2

1	2:16.807	
5	2:17.289	01.739
7	2:18.600	02.646
10	2:17.807	02.866
6	2:18.487	03.383
53	2:18.164	03.643
8	2:18.528	04.713
26	2:17.697	04.836
13	2:17.185	05.110
35	2:17.266	05.433
23	2:18.041	06.486
12	2:17.757	06.573
2	2:20.132	06.625
33	2:18.422	06.893
11	2:18.615	07.026
17	2:18.957	07.704
9	2:20.899	11.570

3	2:21.082	12.088
42	2:21.517	13.529
77	2:18.033	20.675

Num **Tiempo Vta.** **Dif. 1º**

Vta 3

1	2:16.674	
5	2:16.744	01.809
10	2:16.652	02.844
7	2:16.978	02.950
6	2:16.659	03.368
53	2:16.632	03.601
13	2:16.366	04.802
26	2:17.447	05.609
35	2:17.472	06.231
8	2:18.703	06.742
12	2:17.428	07.327
33	2:17.393	07.612
11	2:18.264	08.616
2	2:19.077	09.028
17	2:19.052	10.082
23	2:23.544	13.356
9	2:18.578	13.474
3	2:18.999	14.413
42	2:21.480	18.335
77	2:17.896	21.897

Num **Tiempo Vta.** **Dif. 1º**

Vta 4

1	2:16.908	
5	2:16.692	01.593
6	2:17.621	04.081
10	2:18.288	04.224
13	2:16.703	04.597
53	2:18.134	04.827
7	2:19.231	05.273
26	2:16.576	05.277
35	2:16.357	05.680
8	2:16.906	06.740
12	2:16.501	06.920
33	2:16.586	07.290
11	2:16.077	07.785
2	2:16.325	08.445

17	2:16.580	09.754
9	2:18.005	14.571
23	2:19.009	15.457
3	2:18.449	15.954
77	2:17.712	22.701
42	2:22.438	23.865

Num **Tiempo Vta.** **Dif. 1º**

Vta 5

1	2:17.004	
5	2:16.695	01.284
10	2:16.283	03.503
13	2:17.658	05.251
6	2:18.847	05.924
26	2:17.827	06.100
35	2:17.706	06.382
7	2:18.495	06.764
53	2:19.346	07.169
12	2:17.438	07.354
33	2:17.274	07.560
8	2:18.844	08.580
11	2:18.360	09.141
2	2:17.784	09.225
17	2:17.127	09.877
9	2:18.323	15.890
23	2:27.770	26.223
42	2:20.598	27.459
3	2:32.305	31.255
77	2:44.042	49.739

Num **Tiempo Vta.** **Dif. 1º**

Vta 6

1	2:16.763	
5	2:16.091	00.612
10	2:15.986	02.726
13	2:16.198	04.686
26	2:16.451	05.788
35	2:16.641	06.260
7	2:17.671	07.672
53	2:18.066	08.472
12	2:18.048	08.639
33	2:18.070	08.867
8	2:17.780	09.597

2	2:17.370	09.832
11	2:17.802	10.180
17	2:18.040	11.154
6	2:28.668	17.829
9	2:18.903	18.030
23	2:21.130	30.590
42	2:20.937	31.633
3	2:19.256	33.748

Num **Tiempo Vta.** **Dif. 1º**

Vta 7

1	2:16.434	
5	2:16.352	00.530
10	2:16.012	02.304
13	2:16.410	04.662
26	2:16.305	05.659
35	2:16.510	06.336
7	2:17.666	08.904
33	2:16.653	09.086
53	2:17.322	09.360
12	2:17.565	09.770
2	2:16.673	10.071
11	2:18.186	11.932
8	2:19.023	12.186
17	2:17.734	12.454
9	2:18.431	20.027
23	2:21.931	36.087
42	2:21.524	36.723
3	2:19.858	37.172
77	4:41.119	1 Lap

Num **Tiempo Vta.** **Dif. 1º**

Vta 8

1	2:16.376	
5	2:16.159	00.313
10	2:15.807	01.735
13	2:16.474	04.760
26	2:16.191	05.474
35	2:16.014	05.974
53	2:17.559	10.543
12	2:17.340	10.734
33	2:18.423	11.133
7	2:19.553	12.081

2	2:18.816	12.511
8	2:17.581	13.391
11	2:17.861	13.417
17	2:18.366	14.444
9	2:18.370	22.021
42	2:22.117	42.464
23	2:23.561	43.272
3	2:22.739	43.535

Num **Tiempo Vta.** **Dif. 1º**

Vta 9

1	2:17.117	
5	2:17.279	00.475
10	2:16.084	00.702
13	2:16.164	03.807
26	2:15.796	04.153
35	2:15.904	04.761
53	2:17.776	11.202
33	2:18.212	12.228
12	2:19.114	12.731
7	2:18.185	13.149
2	2:18.203	13.597
17	2:17.092	14.419
11	2:18.619	14.919
8	2:21.432	17.706
9	2:18.586	23.490
42	2:21.387	46.734
23	2:21.949	48.104
77	2:17.978	1 Lap
3	2:34.017	1:00.435

Num **Tiempo Vta.** **Dif. 1º**

Vta 10

1	2:16.545	
5	2:16.710	00.640
10	2:16.686	00.843
13	2:16.387	03.649
26	2:16.442	04.050
35	2:16.352	04.568
53	2:17.087	11.744
33	2:16.370	12.053
12	2:16.423	12.609



Circuito del Jarama
Copa KOBE de Circuitos
2ª Carrera
Análisis



7	2:16.971	13.575	53	2:18.131	12.937
2	2:16.935	13.987	7	2:17.657	14.083
17	2:17.162	15.036	11	2:18.284	15.416
11	2:16.977	15.351	2	2:18.626	15.487
8	2:17.203	18.364	17	2:17.414	15.927
9	2:18.657	25.602	8	2:18.464	19.333
42	2:21.556	51.745	9	2:19.743	29.629
23	2:21.061	52.620	23	2:22.463	1:02.761
77	2:17.144	1 Lap	42	2:22.514	1:03.043
3	2:19.969	1:03.859	3	2:19.423	1:07.330
Num	Tiempo Vta.	Dif. 1º	77	2:31.748	1 Lap

Vta 11

1	2:16.806	
10	2:16.517	00.554
5	2:16.946	00.780
13	2:16.271	03.114
26	2:16.268	03.512
35	2:16.222	03.984
33	2:16.938	12.185
53	2:17.831	12.769
12	2:17.462	13.265
7	2:17.620	14.389
2	2:17.643	14.824
11	2:16.550	15.095
17	2:18.246	16.476
8	2:17.274	18.832
9	2:19.053	27.849
23	2:22.447	58.261
42	2:23.553	58.492
77	2:17.229	1 Lap
3	2:18.817	1:05.870
Num	Tiempo Vta.	Dif. 1º

Vta 12

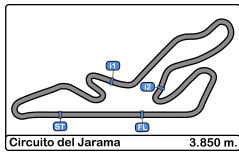
10	2:17.409	
1	2:18.334	00.371
5	2:18.649	01.466
13	2:16.572	01.723
26	2:16.523	02.072
35	2:16.428	02.449
33	2:16.751	10.973
12	2:16.782	12.084



Circuito del Jarama
Copa KOBE de Circuitos
2ª Carrera
Mejores Sectores



Sector - 1				Sector - 2				Sector - 3				Vuelta Ideal vs Mejor Vuelta			
Clas	Nº	Nombre	Tiempo	Nº	Nombre	Tiempo	Nº	Nombre	Tiempo	Clas	Nº	Nombre	Vta. Ideal	Mejor Vta.	Clas
1	26	Isidro Callejas	51.182	12	Alvaro Serrano Aguilar	46.878	10	Miguel Villaceros	37.491	1	26	Isidro Callejas	2:15.753	2:15.796	1
2	2	Rafael Camacho Angulo	51.258	33	Felix Aparicio Rodriguez	46.886	33	Felix Aparicio Rodriguez	37.530	2	33	Felix Aparicio Rodriguez	2:15.773	2:16.370	8
3	10	Miguel Villaceros	51.300	11	Alejandro Romero Beiro	46.892	13	Sergio López Mayora	37.553	3	10	Miguel Villaceros	2:15.807	2:15.807	2
4	35	Angel Rodriguez Cabello	51.324	35	Angel Rodriguez Cabello	46.906	1	Antonio Albacete Polo	37.572	4	35	Angel Rodriguez Cabello	2:15.812	2:15.904	3
5	13	Sergio López Mayora	51.352	5	Jorge J. Rodriguez	46.912	26	Isidro Callejas	37.574	5	5	Jorge J. Rodriguez	2:15.896	2:16.091	5
6	33	Felix Aparicio Rodriguez	51.357	26	Isidro Callejas	46.997	35	Angel Rodriguez Cabello	37.582	6	11	Alejandro Romero Beiro	2:15.925	2:16.077	4
7	12	Alvaro Serrano Aguilar	51.360	10	Miguel Villaceros	47.016	5	Jorge J. Rodriguez	37.602	7	13	Sergio López Mayora	2:16.041	2:16.164	6
8	11	Alejandro Romero Beiro	51.373	53	José Marcial Rodriguez	47.108	53	José Marcial Rodriguez	37.621	8	12	Alvaro Serrano Aguilar	2:16.046	2:16.423	10
9	5	Jorge J. Rodriguez	51.382	13	Sergio López Mayora	47.136	2	Rafael Camacho Angulo	37.626	9	2	Rafael Camacho Angulo	2:16.107	2:16.325	7
10	1	Antonio Albacete Polo	51.525	17	Ana Barreras Barber	47.138	11	Alejandro Romero Beiro	37.660	10	1	Antonio Albacete Polo	2:16.277	2:16.376	9
11	8	Alberto Gonzalez Checa	51.543	1	Antonio Albacete Polo	47.180	17	Ana Barreras Barber	37.684	11	53	José Marcial Rodriguez	2:16.378	2:16.632	12
12	7	Busian Fontán Alcalde	51.554	2	Rafael Camacho Angulo	47.223	6	Pablo Amorós Leblic	37.748	12	17	Ana Barreras Barber	2:16.404	2:16.580	11
13	17	Ana Barreras Barber	51.582	6	Pablo Amorós Leblic	47.311	12	Alvaro Serrano Aguilar	37.808	13	6	Pablo Amorós Leblic	2:16.659	2:16.659	13
14	6	Pablo Amorós Leblic	51.600	7	Busian Fontán Alcalde	47.330	7	Busian Fontán Alcalde	37.866	14	7	Busian Fontán Alcalde	2:16.750	2:16.971	15
15	77	Jean Louis Carponci	51.634	77	Jean Louis Carponci	47.370	8	Alberto Gonzalez Checa	37.929	15	8	Alberto Gonzalez Checa	2:16.870	2:16.906	14
16	53	José Marcial Rodriguez	51.649	8	Alberto Gonzalez Checa	47.398	77	Jean Louis Carponci	37.994	16	77	Jean Louis Carponci	2:16.998	2:17.144	16
17	9	Eduardo Alonso De	51.981	9	Eduardo Alonso De	47.617	9	Eduardo Alonso De	38.106	17	9	Eduardo Alonso De	2:17.704	2:18.005	17
18	23	Miguel González	52.040	23	Miguel González	47.682	3	Sergio Caval Diez	38.254	18	23	Miguel González	2:18.041	2:18.041	18
19	3	Sergio Caval Diez	52.150	3	Sergio Caval Diez	47.844	23	Miguel González	38.319	19	3	Sergio Caval Diez	2:18.248	2:18.449	19
20	42	Mónica Plaza Vazqu	53.143	42	Mónica Plaza Vazqu	48.125	42	Mónica Plaza Vazqu	39.037	20	42	Mónica Plaza Vazqu	2:20.305	2:20.598	20



Circuito del Jarama
Copa KOBE de Circuitos
2ª Carrera
Secuencia Lider



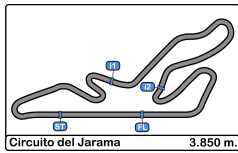
Nº	Piloto	Concursante	Cat.	Vta. Inicio	Vta. Fin	Vtas.	Total Vtas.
1	Antonio Albacete Polo	Teo Martín Motorsport		1	11	11	11
10	Miguel Villaceros Sundmaches	Automovil Club Madrid Sport		12	12	1	1



Circuito del Jarama
Copa KOBE de Circuitos
2ª Carrera
5 Mejores Tiempos



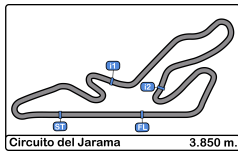
Cls	Nº	Piloto	Concursante	Cat.	Mejor 1		Mejor 2		Mejor 3		Mejor 4		Mejor 5	
					Tiempo	V.R.	Tiempo	V.R.	Tiempo	V.R.	Tiempo	V.R.	Tiempo	V.R.
1	26	Isidro Callejas	R A C E	RkSJun	2:15.796	9	2:16.191	8	2:16.268	11	2:16.305	7	2:16.442	10
2	10	Miguel Villaceros Sundmaches	Automovil Club Madrid Sport		2:15.807	8	2:15.986	6	2:16.012	7	2:16.084	9	2:16.283	5
3	35	Angel Rodriguez Cabello	Overcar Team	Sen	2:15.904	9	2:16.014	8	2:16.222	11	2:16.352	10	2:16.357	4
4	11	Alejandro Romero Beiro	Eficar Team	RkSen	2:16.077	4	2:16.550	11	2:16.977	10	2:17.802	6	2:17.861	8
5	5	Jorge J. Rodriguez Cañibano	Eficar Team	RkSJun	2:16.091	6	2:16.159	8	2:16.352	7	2:16.692	4	2:16.695	5
6	13	Sergio López Mayoral	Paradinas MotorSport	Jun	2:16.164	9	2:16.198	6	2:16.271	11	2:16.366	3	2:16.387	10
7	2	Rafael Camacho Angulo	C.D.E. Última Vuelta	Rk	2:16.325	4	2:16.673	7	2:16.935	10	2:17.370	6	2:17.643	11
8	33	Felix Aparicio Rodriguez	VSR Motorsport	RkSJun	2:16.370	10	2:16.586	4	2:16.653	7	2:16.751	12	2:16.938	11
9	1	Antonio Albacete Polo	Teo Martín Motorsport		2:16.376	8	2:16.434	7	2:16.545	10	2:16.674	3	2:16.763	6
10	12	Alvaro Serrano Aguilar	A. E. C. D.		2:16.423	10	2:16.501	4	2:16.782	12	2:17.340	8	2:17.428	3
11	17	Ana Barreras Barbero	Automóvil Club Madrid Sport	Fem	2:16.580	4	2:17.092	9	2:17.127	5	2:17.162	10	2:17.414	12
12	53	José Marcial Rodríguez Cañiba	Eficar Team	Jun	2:16.632	3	2:17.087	10	2:17.322	7	2:17.559	8	2:17.776	9
13	6	Pablo Amorós Leblic	Eficar Team	Sen	2:16.659	3	2:17.621	4	2:18.487	2	2:18.847	5	2:20.029	1
14	8	Alberto Gonzalez Checa	C.D.E. Última Vuelta		2:16.906	4	2:17.203	10	2:17.274	11	2:17.581	8	2:17.780	6
15	7	Busian Fontán Alcalde	Club Jarama Sport	Rk	2:16.971	10	2:16.978	3	2:17.620	11	2:17.657	12	2:17.666	7
16	77	Jean Louis Carponcin	Jean Louis Carponcin	RkSen	2:17.144	9	2:17.229	10	2:17.609	7	2:17.712	4	2:17.896	3
17	9	Eduardo Alonso De Pablo	R A C E	Rk	2:18.005	4	2:18.323	5	2:18.370	8	2:18.431	7	2:18.578	3
18	23	Miguel González Manzanegue	Paradinas MotorSport		2:18.041	2	2:19.009	4	2:21.061	10	2:21.130	6	2:21.931	7
19	3	Sergio Caval Diez	Rasante Sport	RkSen	2:18.449	4	2:18.817	11	2:18.999	3	2:19.256	6	2:19.423	12
20	42	Mónica Plaza Vazquez	C. D. Cuenca Motor 4x4	Fem Rk	2:20.598	5	2:20.937	6	2:21.387	9	2:21.480	3	2:21.517	2



Circuito del Jarama
Copa KOBE de Circuitos
2ª Carrera
5 Mejores Velocidades



Cls	Nº	Piloto	Concursante	Cat.	V.Max 1		V.Max 2		V.Max 3		V.Max 4		V.Max 5		Media
					Km/h	Vta.	Km/h	Vta.	Km/h	Vta.	Km/h	Vta.	Km/h	Vta.	
1	53	José Marcial Rodríguez Cañibano	Eficar Team	Jun	160.4	6	158.8	7	157.8	4	157.2	3	157.2	5	158.3
2	33	Felix Aparicio Rodriguez	VSR Motorsport	RkSJ	160.2	5	160.2	6	159.0	7	158.8	4	157.6	9	159.2
3	11	Alejandro Romero Beiro	Eficar Team	RkSen	159.7	5	157.8	7	157.4	12	157.2	4	156.7	11	157.8
4	12	Alvaro Serrano Aguilar	A. E. C. D.		159.7	6	159.2	5	158.8	8	157.8	7	157.4	4	158.6
5	2	Rafael Camacho Angulo	C.D.E. Última Vuelta	Rk	159.0	8	158.5	7	157.4	2	157.2	5	156.7	4	157.8
6	13	Sergio López Mayoral	Paradinas MotorSport	Jun	159.0	3	158.3	5	157.2	2	156.0	4	154.2	10	156.9
7	8	Alberto Gonzalez Checa	C.D.E. Última Vuelta		158.8	5	158.1	3	157.8	7	157.8	8	156.0	4	157.7
8	17	Ana Barreras Barbero	Automóvil Club Madrid Sport	Fem	157.8	8	156.9	6	156.7	3	155.8	9	155.6	4	156.6
9	10	Miguel Villaceros Sundmaches	Automovil Club Madrid Sport		157.6	2	157.2	12	156.2	10	156.2	11	155.3	3	156.5
10	26	Isidro Callejas	R A C E	RkSJ	157.6	6	157.2	3	156.2	10	155.6	12	155.3	2	156.4
11	6	Pablo Amorós Leblic	Eficar Team	Sen	157.4	4	157.2	2	156.9	3	156.9	6	151.0	5	155.9
12	35	Angel Rodriguez Cabello	Overcar Team	Sen	156.9	6	156.7	4	156.5	3	156.0	11	155.6	2	156.3
13	5	Jorge J. Rodríguez Cañibano	Eficar Team	RkSJ	156.7	12	156.5	10	156.5	11	154.9	2	154.9	9	155.9
14	7	Busian Fontán Alcalde	Club Jarama Sport	Rk	156.0	8	155.1	6	152.5	3	152.5	9	152.3	10	153.7
15	3	Sergio Caval Diez	Rasante Sport	RkSen	155.3	3	155.1	5	154.9	4	152.5	2	152.5	7	154.1
16	42	Mónica Plaza Vazquez	C. D. Cuenca Motor 4x4	Fem Rk	154.7	2	153.6	3	153.6	5	153.6	7	152.9	6	153.7
17	77	Jean Louis Carponcin	Jean Louis Carponcin	RkSen	153.4	11	152.5	5	152.3	4	152.1	3	151.8	10	152.4
18	1	Antonio Albacete Polo	Teo Martín Motorsport		152.9	9	151.8	8	151.8	11	151.6	10	151.6	12	152.0
19	9	Eduardo Alonso De Pablo	R A C E	Rk	152.5	2	152.3	3	152.3	4	152.3	5	152.3	6	152.3
20	23	Miguel González Manzaneque	Paradinas MotorSport		152.1	2	152.1	3	150.8	5	147.9	4	147.5	11	150.1



Circuito del Jarama
Copa KOBE de Circuitos
2ª Carrera
Secuencia Vueltas Rápidas



Vta.	Hora Día	Tiempo Sesión	Nº	Piloto	Concursante	Cat.	Tiempo	Km/h
2	18:49:35.333	4:35.333	1	Antonio Albacete Polo	Teo Martín Motorsport		2:16.807	101.3
3	18:51:52.007	6:52.007	1	Antonio Albacete Polo	Teo Martín Motorsport		2:16.674	101.4
3	18:51:54.851	6:54.851	10	Miguel Villaceros Sundmaches	Automovil Club Madrid Sport		2:16.652	101.4
3	18:51:55.608	6:55.608	53	José Marcial Rodríguez Cañibano	Eficar Team	Jun	2:16.632	101.4
3	18:51:56.809	6:56.809	13	Sergio López Mayoral	Paradinas MotorSport	Jun	2:16.366	101.6
4	18:54:14.595	9:14.595	35	Angel Rodríguez Cabello	Overcar Team	Sen	2:16.357	101.6
4	18:54:16.700	9:16.700	11	Alejandro Romero Beiro	Eficar Team	RkSen	2:16.077	101.8
6	18:58:45.408	13:45.408	10	Miguel Villaceros Sundmaches	Automovil Club Madrid Sport		2:15.986	101.9
8	19:03:17.227	18:17.227	10	Miguel Villaceros Sundmaches	Automovil Club Madrid Sport		2:15.807	102.0
9	19:05:36.762	20:36.762	26	Isidro Callejas	R A C E	RkSJun	2:15.796	102.0

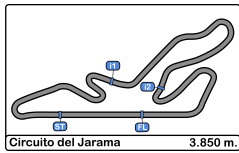


Circuito del Jarama
Copa KOBE de Circuitos
2ª Carrera



Mejor Maxima Velocidad del Evento

Nº	Piloto	Concursante	Cat.	Km/h	Sesión
5	Jorge J. Rodriguez Cañibano	Eficar Team	RkSJun	160.4	1ª Carrera
53	José Marcial Rodriguez Cañibano	Eficar Team	Jun	160.4	2ª Carrera
1	Antonio Albacete Polo	Teo Martín Motorsport		160.2	1ª Carrera
33	Felix Aparicio Rodriguez	VSR Motorsport	RkSJun	160.2	2ª Carrera
11	Alejandro Romero Beiro	Eficar Team	RkSen	159.7	2ª Carrera
12	Alvaro Serrano Aguilar	A. E. C. D.		159.7	2ª Carrera
13	Sergio López Mayoral	Paradinas MotorSport	Jun	159.0	2ª Carrera
2	Rafael Camacho Angulo	C.D.E. Última Vuelta	Rk	159.0	2ª Carrera
8	Alberto Gonzalez Checa	C.D.E. Última Vuelta		158.8	2ª Carrera
17	Ana Barreras Barbero	Automóvil Club Madrid Sport	Fem	157.8	2ª Carrera
10	Miguel Villaceros Sundmaches	Automovil Club Madrid Sport		157.6	1ª Carrera
26	Isidro Callejas	R A C E	RkSJun	157.6	2ª Carrera
6	Pablo Amorós Leblic	Eficar Team	Sen	157.4	2ª Carrera
35	Angel Rodriguez Cabello	Overcar Team	Sen	156.9	2ª Carrera
77	Jean Louis Carponcin	Jean Louis Carponcin	RkSen	156.5	Entrenamiento cronometrado
7	Busian Fontán Alcalde	Club Jarama Sport	Rk	156.0	2ª Carrera
9	Eduardo Alonso De Pablo	R A C E	Rk	155.6	1ª Carrera
23	Miguel González Manzaneque	Paradinas MotorSport		155.3	1ª Carrera
3	Sergio Caval Diez	Rasante Sport	RkSen	155.3	2ª Carrera
42	Mónica Plaza Vazquez	C. D. Cuenca Motor 4x4	Fem Rk	154.7	2ª Carrera

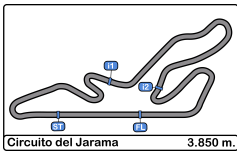


Circuito del Jarama
Copa KOBE de Circuitos
2ª Carrera
Cuentavueltas



VTA

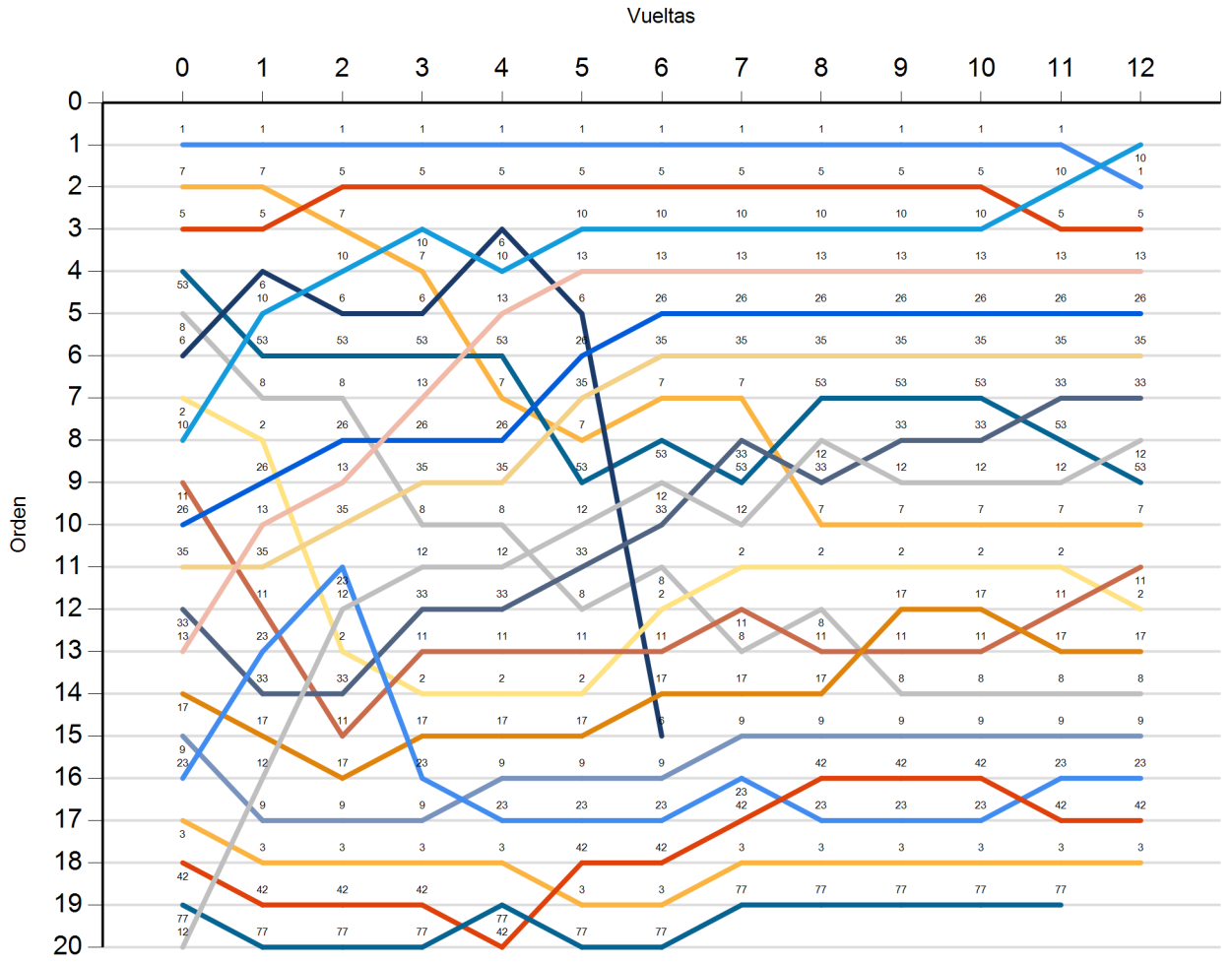
Nr	Pos	Grid	1	2	3	4	5	6	7	8	9	10	11	12
1	1	1	1	1	1	1	1	1	1	1	1	1	1	10
7	2	7	7	5	5	5	5	5	5	5	5	5	10	1
5	3	5	5	7	10	6	10	10	10	10	10	10	5	5
53	4	53	6	10	7	10	13	13	13	13	13	13	13	13
8	5	8	10	6	6	13	6	26	26	26	26	26	26	26
6	6	6	53	53	53	53	26	35	35	35	35	35	35	35
2	7	2	8	8	13	7	35	7	7	53	53	53	33	33
10	8	10	2	26	26	26	7	53	33	12	33	33	53	12
11	9	11	26	13	35	35	53	12	53	33	12	12	12	53
26	10	26	13	35	8	8	12	33	12	7	7	7	7	7
35	11	35	35	23	12	12	33	8	2	2	2	2	2	11
33	12	33	11	12	33	33	8	2	11	8	17	17	11	2
13	13	13	23	2	11	11	11	11	8	11	11	11	17	17
17	14	17	33	33	2	2	2	17	17	17	8	8	8	8
9	15	9	17	11	17	17	17	6	9	9	9	9	9	9
23	16	23	12	17	23	9	9	9	23	42	42	42	23	23
3	17	3	9	9	9	23	23	23	42	23	23	23	42	42
42	18	42	3	3	3	3	42	42	3	3	3	3	3	3
77	19	77	42	42	42	77	3	3	77	77	77	77	77	77
12	20	12	77	77	77	42	77	77						

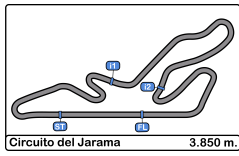


Circuito del Jarama
Copa KOBE de Circuitos
2ª Carrera
Cuentavueltas Gráfico



- 1
- 7
- 5
- 53
- 8
- 6
- 2
- 10
- 11
- 26
- 35
- 33
- 13
- 17
- 9
- 23
- 3
- 42
- 77
- 12

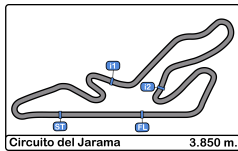




Circuito del Jarama
Copa KOBE de Circuitos
2ª Carrera
Tiempos Parada en Pit



<u>Nº</u>	<u>Tiempo Día</u>	<u>Equipo</u>	<u>Vehiculo</u>	<u>Cat</u>	<u>Tiempo Entrada</u>	<u>Nº Parada</u>	<u>Tiempo Pit</u>	<u>Handicap</u>
77	17:57:09.139	Jean Louis Carponcin	Toyota Aygo	SEN/R	12:08.939	1	2:14.554	



Circuito del Jarama
Copa KOBE de Circuitos
2ª Carrera
Resultados Finales



Cls	Nº	Piloto	Concursante	Cat.	Vtas.	Tiempo	Dif 1º	Intervalo	Km/h	V.R.	Tiempo	Km/h
1	10	Miguel Villaceros Sundmaches	Automovil Club Madrid Sport		12	27:23.723			101.1	8	2:15.807	102.0
2	1	Antonio Albacete Polo	Teo Martín Motorsport		12	27:24.094	0.371	0.371	101.1	8	2:16.376	101.6
3	5	Jorge J. Rodriguez Cañibano	Eficar Team	RkSJun	12	27:25.189	1.466	1.095	101.0	6	2:16.091	101.8
4	13	Sergio López Mayoral	Paradinas MotorSport	Jun	12	27:25.446	1.723	0.257	101.0	9	2:16.164	101.7
5	26	Isidro Callejas	R A C E	RkSJun	12	27:25.795	2.072	0.349	101.0	9	2:15.796	102.0
6	35	Angel Rodriguez Cabello	Overcar Team	Sen	12	27:26.172	2.449	0.377	101.0	9	2:15.904	101.9
7	33	Felix Aparicio Rodriguez	VSR Motorsport	RkSJun	12	27:34.696	10.973	8.524	100.5	10	2:16.370	101.6
8	53	José Marcial Rodriguez Cañibano	Eficar Team	Jun	12	27:36.660	12.937	1.964	100.3	3	2:16.632	101.4
9	7	Busian Fontán Alcalde	Club Jarama Sport	Rk	12	27:37.806	14.083	1.146	100.3	10	2:16.971	101.1
10	2	Rafael Camacho Angulo	C.D.E. Última Vuelta	Rk	12	27:39.210	15.487	1.404	100.2	4	2:16.325	101.6
11	17	Ana Barreras Barbero	Automóvil Club Madrid Sport	Fem	12	27:39.650	15.927	0.440	100.2	4	2:16.580	101.4
12	8	Alberto Gonzalez Checa	C.D.E. Última Vuelta		12	27:43.056	19.333	3.406	100.0	4	2:16.906	101.2
13	9	Eduardo Alonso De Pablo	R A C E	Rk	12	27:53.352	29.629	10.296	99.3	4	2:18.005	100.4
14	12	Alvaro Serrano Aguilar	A. E. C. D.		12	28:00.807	37.084	7.455	98.9	10	2:16.423	101.5
15	11	Alejandro Romero Beiro	Eficar Team	RkSen	12	28:04.139	40.416	3.332	98.7	4	2:16.077	101.8
16	23	Miguel González Manzaneque	Paradinas MotorSport		12	28:26.484	1:02.761	22.345	97.4	2	2:18.041	100.4
17	42	Mónica Plaza Vazquez	C. D. Cuenca Motor 4x4	Fem Rk	12	28:26.766	1:03.043	0.282	97.4	5	2:20.598	98.5
18	3	Sergio Caval Diez	Rasante Sport	RkSen	12	28:31.053	1:07.330	4.287	97.2	4	2:18.449	100.1
19	77	Jean Louis Carponcin	Jean Louis Carponcin	RkSen	11	28:38.285	1 Vta	1 Vta	88.7	9	2:17.144	101.0
Not Cat.ified: (Requirements: 75% of number Vtas. of leader = 9 Vtas.)												
6		Pablo Amorós Leblic	Eficar Team	Sen	6	14:00.311	6 Vtas.	5 Vtas.	98.9	3	2:16.659	101.4

Vuelta Rápida Isidro Callejas en 2:15.796 a 102.1 Km/h en la vuelta 9

Penalizado con 25" el dorsal #11 según Art. 18.17 RD y Art 14.10 F1

Penalizado con 25" el dorsal #12 según Art. 18.17 RD y Art 14.10 F1

Publicada a las :.....

Comisarios Deportivos:	Director de Carrera:	Cronometrador:
-------------------------------	-----------------------------	---------------------------