



Campeonato RACE de Turismos

División 1

6ª Prueba

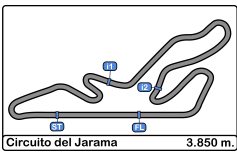
Circuito del Jarama

16 de noviembre de 2019

Results booklet



Provided by Cronococa S.L.
www.cronococa.com



Circuito del Jarama
División 1
Entrenamiento cronometrado
Resultados Provisionales

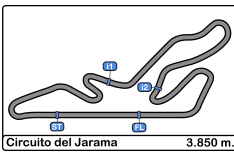


Cls	Nº	Concursante	Piloto 1	Piloto 2	Vehiculo	Cat	Cls	Vtas.	V.R.	Tiempo	Dif 1º	Intervalo	Km/h
1	1	IGNACIO LEIRANA CASTILLO	Ignacio Leirana Castillo		CITROEN AX 1.6	2B	1	9	7	1:50.378			125.5
2	2	LA RUINA RACING	Alfonso Sangrador Alvarez		HONDA CIVIC 1.6	2A	1	5	2	1:51.491	1.113	1.113	124.3
3	8	ESCUADERIA GREDOS	Javier Moreno Garcia		PEUGEOT 205 1.6	2B	2	6	5	1:53.900	3.522	2.409	121.6
4	12	RASANTE SPORT	Jaime Cela Talavera		CITROEN SAXO 1.6	2B	3	12	12	1:55.114	4.736	1.214	120.4
5	6	EFICAR TEAM	Cristian Sosa De Ana		HONDA CIVIC 1.6	2A	2	8	7	1:55.765	5.387	0.651	119.7
6	29	C.D.E. DEYSCOM SPORT	Carlos Plazio Gómez		CITROEN SAXO 1.6	2A	3	9	8	1:55.920	5.542	0.155	119.5
7	18	C.D.E. ULTIMA VUELTA	Francisco Torres Alcala	Jr	HYUNDAI GETZ 1.5 CRDi	2A	4	14	14	1:56.062	5.684	0.142	119.4
8	31	C.D.E. DEYSCOM SPORT	Oscar Plazio Gómez		HONDA CIVIC 1.6	2B	4	6	5	1:56.495	6.117	0.433	118.9
9	20	EFICAR TEAM	Juan Carlos Lopez Olmo		MERCEDES BENZ 190 2.3	EN	1	4	3	1:56.834	6.456	0.339	118.6
10	9	EFICAR TEAM	Santiago Castilla Salinero		HYUNDAI GETZ 1.5 CRDi	2B	5	7	3	1:56.863	6.485	0.029	118.6
11	19	C.D.E. ULTIMA VUELTA	Adrian Martin Abrales	Rk	HYUNDAI GETZ 1.5 CRDi	2A	5	13	13	1:57.096	6.718	0.233	118.3
12	14	CHRISTIAN GARCIA GARCIA	Christian García García	Jr	HYUNDAI ACCENT 1.6	2A	6	7	5	1:57.338	6.960	0.242	118.1
13	13	CLUB JARAMA SPORT	Sergio Garcia Sardina		HYUNDAI GETZ 1.5 CRDi	2A	7	9	8	1:57.687	7.309	0.349	117.7
14	27	EFICAR TEAM	Teo Antonio Perez Palomo		BMW E36 325i	EN	2	10	6	1:59.013	8.635	1.326	116.4
15	11	ESCUADERIA MADRID HISTORICOS	Juan Collin Camacho	Alvaro Collin Tallavi	BMW E36 325i	EN	3	16	3	1:59.341	8.963	0.328	116.1
16	10	RASANTE SPORT	Enrique Sanchez Gonzalez	Rk	MAZDA MX5 CUP	EN	4	14	13	2:01.727	11.349	2.386	113.8
17	24	JOSE D. BARTOL SALAZAR	José David Bartol Salazar	Rk	OPEL KADETT 2.0	EN	5	7	6	2:02.176	11.798	0.449	113.4
18	3	C.D.E. ULTIMA VUELTA	Jorge Tello Villa	Rk	José M. Serrano Gutierrez	Rk	MAZDA MX5	EN	6	2:02.295	11.917	0.119	113.3
19	38	RASANTE SPORT	Eduardo Martin Martinez	Rk	Miguel A. Martin Calvo	EN	7	12	11	2:04.393	14.015	2.098	111.4
20	7	CHEFO SPORT	Jesús A. Hernandez Jimenez		CITROEN SAXO 1.6	2B	6	6	5	2:05.933	15.555	1.540	110.0
21	35	SMC Junior Motorsport	Mauricio Bajo		SEAT 124 SPORT	2B	7	8	6	2:06.617	16.239	0.684	109.4
22	23	A.D. CLEMENTE ARROYO	Antonio Vígara Tena	Jesus S. Escolar Alvarez	HYUNDAI ACCENT 1.6	2B	8	14	14	2:06.997	16.619	0.380	109.1
23	46	CLUB JARAMA SPORT	Eugenio Moreno Vicente	Rk	BMW 325	EN	8	12	9	2:07.347	16.969	0.350	108.8
24	45	CLUB AUTOMOVIL SIERO	Miguel A. Ureña Garcia	José Luis Crespillo Calderon	FORD PUMA 1.6	1	1	9	6	2:09.380	19.002	2.033	107.1
25	34	SMC Junior Motorsport	Alvaro Bajo		RENAULT 8 GORDINI	2B	9	7	6	2:09.594	19.216	0.214	106.9
26	47	A.E.C.D.	Guillermo Velasco Ortega		DATSUN 120	EN	9	7	6	2:26.750	36.372	17.156	94.4

Publicado a las:.....

Comisarios Deportivos:	Director de Carrera:	Cronometrador:
-------------------------------	-----------------------------	-----------------------





Circuito del Jarama

División 1

Entrenamiento cronometrado

Resultados Provisionales por categoria

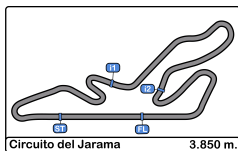


Cls	Nº	Concursante	Piloto 1	Piloto 2	Vehiculo	Cat	Cls	Vtas.	Tiemp	Tiempo	Dif 1º	Intervalo	Km/h
2B													
1	1	IGNACIO LEIRANA CASTILLO	Ignacio Leirana Castillo		CITROEN AX 1.6	2B	1	9	7	1:50.378			125.5
2	8	ESCUADERIA GREDOS	Javier Moreno Garcia		PEUGEOT 205 1.6	2B	2	6	5	1:53.900	3.522	3.522	121.6
3	12	RASANTE SPORT	Jaime Cela Talavera		CITROEN SAXO 1.6	2B	3	12	12	1:55.114	4.736	1.214	120.4
4	31	C.D.E. DEYSCOM SPORT	Oscar Plazio Gómez		HONDA CIVIC 1.6	2B	4	6	5	1:56.495	6.117	1.381	118.9
5	9	EFICAR TEAM	Santiago Castilla Salinero		HYUNDAI GETZ 1.5 CRDi	2B	5	7	3	1:56.863	6.485	0.368	118.6
6	7	CHEFO SPORT	Jesús A. Hernandez Jimenez		CITROEN SAXO 1.6	2B	6	6	5	2:05.933	15.555	9.070	110.0
7	35	SMC Junior Motorsport	Mauricio Bajo		SEAT 124 SPORT	2B	7	8	6	2:06.617	16.239	0.684	109.4
8	23	A.D. CLEMENTE ARROYO	Antonio Vigara Tena	Jesus S. Escolar Alvarez	HYUNDAI ACCENT 1.6	2B	8	14	14	2:06.997	16.619	0.380	109.1
9	34	SMC Junior Motorsport	Alvaro Bajo		RENAULT 8 GORDINI	2B	9	7	6	2:09.594	19.216	2.597	106.9
2A													
1	2	LA RUINA RACING	Alfonso Sangrador Alvarez		HONDA CIVIC 1.6	2A	1	5	2	1:51.491			124.3
2	6	EFICAR TEAM	Cristian Sosa De Ana		HONDA CIVIC 1.6	2A	2	8	7	1:55.765	4.274	4.274	119.7
3	29	C.D.E. DEYSCOM SPORT	Carlos Plazio Gómez		CITROEN SAXO 1.6	2A	3	9	8	1:55.920	4.429	0.155	119.5
4	18	C.D.E. ULTIMA VUELTA	Francisco Torres Alcala	Jr	HYUNDAI GETZ 1.5 CRDi	2A	4	14	14	1:56.062	4.571	0.142	119.4
5	19	C.D.E. ULTIMA VUELTA	Adrian Martin Abraldes	Rk	HYUNDAI GETZ 1.5 CRDi	2A	5	13	13	1:57.096	5.605	1.034	118.3
6	14	CHRISTIAN GARCIA GARCIA	Christian García García	Jr	HYUNDAI ACCENT 1.6	2A	6	7	5	1:57.338	5.847	0.242	118.1
7	13	CLUB JARAMA SPORT	Sergio Garcia Sardina		HYUNDAI GETZ 1.5 CRDi	2A	7	9	8	1:57.687	6.196	0.349	117.7
EN													
1	20	EFICAR TEAM	Juan Carlos Lopez Olmo		MERCEDES BENZ 190 2.3	EN	1	4	3	1:56.834			118.6
2	27	EFICAR TEAM	Teo Antonio Perez Palomo		BMW E36 325i	EN	2	10	6	1:59.013	2.179	2.179	116.4
3	11	ESCUADERIA MADRID HISTORICOS	Juan Collin Camacho	Alvaro Collin Tallavi	BMW E36 325i	EN	3	16	3	1:59.341	2.507	0.328	116.1
4	10	RASANTE SPORT	Enrique Sanchez Gonzalez	Rk	MAZDA MX5 CUP	EN	4	14	13	2:01.727	4.893	2.386	113.8
5	24	JOSE D. BARTOL SALAZAR	José David Bartol Salazar	Rk	OPEL KADETT 2.0	EN	5	7	6	2:02.176	5.342	0.449	113.4
6	3	C.D.E. ULTIMA VUELTA	Jorge Tello Villa	Rk José M. Serrano Gutierrez	MAZDA MX5	EN	6	13	9	2:02.295	5.461	0.119	113.3
7	38	RASANTE SPORT	Eduardo Martin Martinez	Rk Miguel A. Martin Calvo	VOLKSWAGEN GOLF	EN	7	12	11	2:04.393	7.559	2.098	111.4
8	46	CLUB JARAMA SPORT	Eugenio Moreno Vicente	Rk	BMW 325	EN	8	12	9	2:07.347	10.513	2.954	108.8
9	47	A.E.C.D.	Guillermo Velasco Ortega		DATSUN 120	EN	9	7	6	2:26.750	29.916	19.403	94.4
1													
1	45	CLUB AUTOMOVIL SIERO	Miguel A. Ureña Garcia	José Luis Crespillo Calderon	FORD PUMA 1.6	1	1	9	6	2:09.380			107.1

Publicado a las:.....

Comisarios Deportivos:	Director de Carrera:	Cronometrador:
-------------------------------	-----------------------------	-----------------------

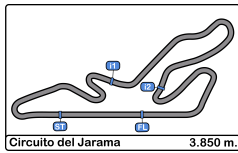




Circuito del Jarama
División 1
Entrenamiento cronometrado
Tiempos Por Vuelta



1							7								
1 Ignacio Leirana Castillo							1 Jesús A. Hernandez Jimenez								
CITROEN AX 1.6							CITROEN SAXO 1.6								
2B							2B								
2							2								
IGNACIO LEIRANA CASTILLO							CHEFO SPORT								
Vta	D	Tiempo	Sector 1	Sector 2	Sector 3	V.Max	Elapsed	Vta	D	Tiempo	Sector 1	Sector 2	Sector 3	V.Max	Elapsed
1		11:38:43.146	11:37:10.275	55.886	36.985	55.6	11:38:43.146	1		11:37:35.031	11:36:10.334	47.583	37.114	71.2	11:37:35.031
2		2:04.384	49.848	41.442	33.094	147.3	11:40:47.530	2		2:08.141	49.460	43.238	35.443	166.1	11:39:43.172
3		1:56.829	45.227	39.853	31.749	183.0	11:42:44.359	3		2:07.671	49.280	43.038	35.353	169.2	11:41:50.843
4		1:52.704	43.993	37.694	31.017	171.1	11:44:37.063	4		2:05.968	47.648	42.737	35.583	171.1	11:43:56.811
5		1:52.662	43.537	38.035	31.090	186.2	11:46:29.725	5		2:05.933	47.788	42.545	35.600	171.1	11:46:02.744
6		1:51.299	43.406	37.076	30.817	194.2	11:48:21.024	6		2:48.145 P	48.831	1:00.385	58.929	168.7	11:48:50.889
7		1:50.378	42.872	36.905	30.601	193.5	11:50:11.402	8							
8		1:50.612	42.627	36.757	31.228	193.5	11:52:02.014	1 Javier Moreno Garcia							
9		2:21.136 P	49.118	46.224	45.794	168.4	11:54:23.150	PEUGEOT 205 1.6							
2							2B								
1 Alfonso Sangrador Alvarez							2								
HONDA CIVIC 1.6							ESCUDERIA GREDOS								
2A							2								
LA RUINA RACING															
Vta	D	Tiempo	Sector 1	Sector 2	Sector 3	V.Max	Elapsed	Vta	D	Tiempo	Sector 1	Sector 2	Sector 3	V.Max	Elapsed
1		11:45:09.205	11:43:55.292	41.725	32.188	76.1	11:45:09.205	1		11:38:21.479	11:36:53.334	51.290	36.855	76.4	11:38:21.479
2		1:51.491	42.866	37.415	31.210	196.3	11:47:00.696	2		2:04.438	49.288	41.648	33.502	152.1	11:40:25.917
3		2:03.580	47.767	43.681	32.132	196.7	11:49:04.276	3		1:59.598	46.104	39.805	33.689	187.5	11:42:25.515
4		2:08.586	44.803	47.109	36.674	200.3	11:51:12.862	4		1:58.856	45.158	41.135	32.563	186.8	11:44:24.371
5		2:08.134 P	46.784	40.246	41.104	169.5	11:53:20.996	5		1:53.900	43.845	38.322	31.733	188.8	11:46:18.271
3							6								
1 Jorge Tello Villa							1 Cristian Sosa De Ana								
MAZDA MX5							HONDA CIVIC 1.6								
EN							2A								
2 José M. Serrano Gutierrez							2								
C.D.E. ULTIMA VUELTA							EFICAR TEAM								
Vta	D	Tiempo	Sector 1	Sector 2	Sector 3	V.Max	Elapsed	Vta	D	Tiempo	Sector 1	Sector 2	Sector 3	V.Max	Elapsed
1		11:39:02.108	11:37:37.098	48.908	36.102	80.7	11:39:02.108	1		11:38:01.568	11:36:42.433	45.107	34.028	74.8	11:38:01.568
2		2:07.262	49.013	42.984	35.265	166.4	11:41:09.370	2		1:58.790	46.220	40.150	32.420	167.4	11:40:00.358
3		2:10.018	48.817	45.087	36.114	169.8	11:43:19.388	3		1:56.863	44.534	39.082	33.247	188.4	11:41:57.221
4		2:07.109	49.022	42.981	35.106	163.3	11:45:26.497	4		2:17.717 P	49.274	43.813	44.630	149.5	11:44:14.938
5		2:22.566 P	48.359	45.118	49.089	165.1	11:47:49.063	5		4:41.943	3:29.147	40.218	32.578	91.1	11:48:56.881
6		3:54.810	2:37.734	42.333	34.743	79.5	11:51:43.873	6		1:58.659	44.768	41.319	32.572	186.8	11:50:55.540
7		2:04.396	47.592	41.785	35.019	171.4	11:53:48.269	7		3:24.306 P	44.234	1:45.685	54.387	185.5	11:54:19.846
8		2:03.107	47.354	41.361	34.392	170.6	11:55:51.376	8			14:59.490	43.405		87.1	
9		2:02.295	47.048	41.121	34.126	171.1	11:57:53.671	10							
10		2:02.992	47.084	41.411	34.497	175.6	11:59:56.663	1 Enrique Sanchez Gonzalez							
11		2:02.318	47.109	41.127	34.082	172.2	12:01:58.981	MAZDA MX5 CUP							
12		2:02.930	48.085	40.880	33.965	173.0	12:04:01.911	EN							
13		2:10.997 P	46.664	40.817	43.516	171.4	12:06:12.908	2							
6							EN								
1 Cristian Sosa De Ana							1 Enrique Sanchez Gonzalez								
HONDA CIVIC 1.6							MAZDA MX5 CUP								
2A							EN								
2							2								
EFICAR TEAM							RASANTE SPORT								
Vta	D	Tiempo	Sector 1	Sector 2	Sector 3	V.Max	Elapsed	Vta	D	Tiempo	Sector 1	Sector 2	Sector 3	V.Max	Elapsed
1		11:38:22.398	11:36:51.236	50.790	40.372	79.6	11:38:22.398	1		11:37:32.435	11:36:08.510	46.861	37.064	54.7	11:37:32.435
2		2:17.833	55.869	46.647	35.317	118.8	11:40:40.231	2		2:05.764	49.233	42.064	34.467	151.6	11:39:38.199
3		2:06.331	50.342	42.586	33.403	169.8	11:42:46.562	3		2:04.476	47.814	41.740	34.922	176.1	11:41:42.675
4		2:08.675 P	45.972	40.482	42.221	173.9	11:44:55.237	4		2:03.254	47.517	41.521	34.216	167.7	11:43:45.929
5		11:35.309	10:21.992	39.857	33.460	91.0	11:56:30.546	5		2:03.421	47.161	42.133	34.127	176.1	11:45:49.350
6		1:55.811	45.085	38.475	32.251	180.9	11:58:26.357	6		2:02.900	47.006	41.393	34.501	177.3	11:47:52.250
7		1:55.765	44.632	38.571	32.562	183.9	12:00:22.122	7		2:25.666 P	49.272	49.418	46.976	171.9	11:50:17.916
8		2:14.292 P	46.692	44.548	43.052	184.9	12:02:36.414	8		5:32.432	4:16.530	41.718	34.184	84.1	11:55:50.348
								9		2:02.573	46.865	41.524	34.184	176.7	11:57:52.921
								10		2:02.832	47.169	41.377	34.286	176.4	11:59:55.753
								11		2:02.809	47.275	41.278	34.256	175.6	12:01:58.562
								12		2:04.882	49.780	41.136	33.966	177.9	12:04:03.444
								13		2:01.727	46.620	40.995	34.112	177.0	12:06:05.171
								14		2:02.332	46.682	41.305	34.345	178.5	12:08:07.503
								15			55.397	53.626		152.1	



Circuito del Jarama
División 1
Entrenamiento cronometrado
Tiempos Por Vuelta



11							
1 Juan Collin Camacho			BMW E36 325i				
2 Alvaro Collin Tallavi			ESCUDERIA MADRID HISTORICOS				
Vta	D	Tiempo	Sector 1	Sector 2	Sector 3	V.Max	Elapsed
1		11:37:16.210	11:36:02.705	40.103	33.402	54.4	11:37:16.210
2		1:59.551	45.747	39.596	34.208	192.5	11:39:15.761
3		1:59.341	46.476	39.486	33.379	185.8	11:41:15.102
4		1:59.404	45.494	40.839	33.071	198.8	11:43:14.506
5		2:11.215 P	45.579	44.278	41.358	197.4	11:45:25.721
6		5:51.906	4:34.959	42.841	34.106	74.8	11:51:17.627
7		2:00.632	46.318	41.106	33.208	180.9	11:53:18.259
8		1:59.954	45.963	40.918	33.073	188.8	11:55:18.213
9		2:01.910	47.970	40.683	33.257	182.4	11:57:20.123
10		1:59.970	46.223	40.579	33.168	180.6	11:59:20.093
11		1:59.902	46.036	40.412	33.454	176.4	12:01:19.995
12		2:02.586	47.425	41.613	33.548	166.6	12:03:22.581
13		1:59.858	46.309	40.379	33.170	181.8	12:05:22.439
14		2:01.395	46.853	41.132	33.410	181.8	12:07:23.834
15		2:00.231	46.127	40.214	33.890	177.9	12:09:24.065
16		2:00.096	46.212	40.325	33.559	178.2	12:11:24.161
17			46.940	44.679		168.4	

12							
1 Jaime Cela Talavera			CITROEN SAXO 1.6				
2B 2			RASANTE SPORT				
Vta	D	Tiempo	Sector 1	Sector 2	Sector 3	V.Max	Elapsed
1		11:38:46.272	11:37:12.558	54.859	38.855	67.1	11:38:46.272
2		2:16.269	49.101	43.852	43.316	163.3	11:41:02.541
3		2:40.447 P	1:00.782	55.106	44.559	111.2	11:43:42.988
4		7:37.494 P	6:06.812	47.579	43.103	101.7	11:51:20.482
5		5:22.311	4:07.815	40.449	34.047	101.4	11:56:42.793
6		1:57.966	44.847	39.965	33.154	190.4	11:58:40.759
7		1:56.840	44.380	39.674	32.786	197.8	12:00:37.599
8		1:56.061	44.661	38.920	32.480	185.8	12:02:33.660
9		1:55.696	44.007	38.497	33.192	197.4	12:04:29.356
10		1:55.960	43.779	38.691	33.490	197.8	12:06:25.316
11		1:55.571	44.263	39.044	32.264	189.1	12:08:20.887
12		1:55.114	44.102	38.986	32.026	197.0	12:10:16.001
13			56.514	1:00.115		137.0	

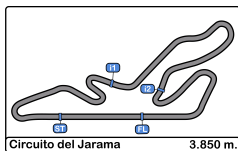
13							
1 Sergio Garcia Sardina			HYUNDAI GETZ 1.5 CRDi				
2A 2			CLUB JARAMA SPORT				
Vta	D	Tiempo	Sector 1	Sector 2	Sector 3	V.Max	Elapsed
1		11:37:55.966	11:36:24.978	52.556	38.432	77.0	11:37:55.966
2		2:30.649	55.488	52.571	42.590	147.1	11:40:26.615
3		2:21.027	56.829	50.676	33.522	110.8	11:42:47.642
4		1:58.959	45.931	40.080	32.948	172.5	11:44:46.601
5		2:19.372 P	45.668	45.932	47.772	172.2	11:47:05.973
6		3:35.588	2:17.487	44.017	34.084	74.2	11:50:41.561
7		2:07.866	51.779	42.643	33.444	180.9	11:52:49.427
8		1:57.687	45.539	39.258	32.890	179.1	11:54:47.114
9		2:36.086 P	53.118	53.110	49.858	144.7	11:57:23.200

14							
1 Christian Garcia Garcia			HYUNDAI ACCENT 1.6				
2A 2			CHRISTIAN GARCIA GARCIA				
Vta	D	Tiempo	Sector 1	Sector 2	Sector 3	V.Max	Elapsed
1		11:39:23.800	11:38:08.380	41.547	33.873	82.1	11:39:23.800
2		1:59.554	45.381	40.950	33.223	174.4	11:41:23.354
3		1:58.405	45.347	40.029	33.029	175.8	11:43:21.759
4		1:58.159	45.268	40.057	32.834	180.6	11:45:19.918
5		1:57.338	44.858	39.589	32.891	179.1	11:47:17.256
6		1:58.024	45.143	39.890	32.991	180.6	11:49:15.280
7		2:10.847 P	45.697	40.392	44.758	172.8	11:51:26.127

18							
1 Francisco Torres Alcalá			HYUNDAI GETZ 1.5 CRDi				
2A 2			C.D.E. ULTIMA VUELTA				
Vta	D	Tiempo	Sector 1	Sector 2	Sector 3	V.Max	Elapsed
1		11:38:20.643	11:36:54.071	48.850	37.722	73.8	11:38:20.643
2		2:00.275	46.507	41.166	32.602	156.5	11:40:20.918
3		1:57.913	44.679	39.837	33.397	188.1	11:42:18.831
4		2:06.648 P	45.258	40.425	40.965	186.2	11:44:25.479
5		3:03.763	1:50.951	40.134	32.678	95.9	11:47:29.242
6		1:56.704	44.676	39.473	32.555	188.8	11:49:25.946
7		1:57.112	44.740	39.952	32.420	190.1	11:51:23.058
8		1:57.644	44.741	40.179	32.724	190.4	11:53:20.702
9		1:58.354	45.741	39.564	33.049	170.0	11:55:19.056
10		2:13.360 P	46.127	39.114	48.119	189.4	11:57:32.416
11		8:23.107	7:09.508	40.539	33.060	93.0	12:05:55.523
12		1:56.138	44.919	38.963	32.256	183.3	12:07:51.661
13		1:56.120	44.632	39.130	32.358	186.5	12:09:47.781
14		1:56.062	44.574	39.066	32.422	187.1	12:11:43.843
15			47.247	47.703		182.1	

19							
1 Adrian Martin Abraldes			HYUNDAI GETZ 1.5 CRDi				
2A 2			C.D.E. ULTIMA VUELTA				
Vta	D	Tiempo	Sector 1	Sector 2	Sector 3	V.Max	Elapsed
1		11:38:16.796	11:36:41.723	53.659	41.414	62.5	11:38:16.796
2		2:13.053	51.967	45.206	35.880	154.9	11:40:29.849
3		2:06.226	47.595	44.261	34.370	167.1	11:42:36.075
4		1:59.255	45.783	40.046	33.426	186.5	11:44:35.330
5		2:00.711	46.755	40.326	33.630	186.8	11:46:36.041
6		1:59.173	45.731	39.917	33.525	183.9	11:48:35.214
7		1:58.119	45.462	39.590	33.067	184.3	11:50:33.333
8		2:16.050 P	47.984	44.982	43.084	163.8	11:52:49.383
9		4:25.206	3:00.047	50.962	34.197	82.8	11:57:14.589
10		1:57.918	45.324	39.394	33.200	186.2	11:59:12.507
11		1:57.718	45.294	39.447	32.977	186.2	12:01:10.225
12		1:57.395	45.209	39.453	32.733	186.5	12:03:07.620
13		1:57.096	45.050	39.314	32.732	186.5	12:05:04.716
14			53.770	54.512		152.3	

20							
1 Juan Carlos Lopez Olmo			MERCEDES BENZ 190 2.3				
EN 2			EFICAR TEAM				
Vta	D	Tiempo	Sector 1	Sector 2	Sector 3	V.Max	Elapsed
1		11:37:06.458	11:35:52.875	40.191	33.392	80.0	11:37:06.458
2		1:57.851	45.772	39.300	32.779	190.1	11:39:04.309
3		1:56.834	44.803	39.241	32.790	183.6	11:41:01.143
4		2:20.616 P	48.687	45.449	46.480	191.8	11:43:21.759



Circuito del Jarama
División 1
Entrenamiento cronometrado
Tiempos Por Vuelta



23 1 Antonio Vígara Tena HYUNDAI ACCENT 1.6 **31** 1 Oscar Plazio Gómez HONDA CIVIC 1.6
 2B 2 Jesus S. Escolar Alvarez A.D. CLEMENTE ARROYO 2B 2 C.D.E. DEYSCOM SPORT

Vta	D	Tiempo	Sector 1	Sector 2	Sector 3	V.Max	Elapsed
1		11:38:17.387	11:36:38.881	54.723	43.783	76.0	11:38:17.387
2		2:21.861	58.933	45.650	37.278	133.0	11:40:39.248
3		2:13.434	51.357	45.740	36.337	164.3	11:42:52.682
4		2:08.325	49.444	43.315	35.566	169.8	11:45:01.007
5		2:07.657	49.195	43.062	35.400	171.1	11:47:08.664
6		2:10.602	50.246	44.466	35.890	170.6	11:49:19.266
7		2:07.632	49.019	43.038	35.575	171.7	11:51:26.898
8		2:09.759	48.601	45.063	36.095	173.0	11:53:36.657
9		2:07.444	48.788	42.975	35.681	172.2	11:55:44.101
10		2:08.323	48.988	43.098	36.237	171.4	11:57:52.424
11		2:19.243 P	49.866	42.776	46.601	164.8	12:00:11.667
12		4:10.900	2:51.693	43.600	35.607	91.5	12:04:22.567
13		2:07.298	48.967	43.123	35.208	171.4	12:06:29.865
14		2:06.997	48.945	42.834	35.218	171.9	12:08:36.862
15			48.947	42.715		171.1	

Vta	D	Tiempo	Sector 1	Sector 2	Sector 3	V.Max	Elapsed
1		11:37:40.008	11:36:09.689	51.237	39.082	56.7	11:37:40.008
2		2:14.733	55.374	44.711	34.648	128.2	11:39:54.741
3		1:59.724	46.336	40.133	33.255	171.1	11:41:54.465
4		2:00.378	46.932	40.289	33.157	185.8	11:43:54.843
5		1:56.495	45.290	39.000	32.205	189.1	11:45:51.338
6		2:44.651 P	48.822	1:01.514	54.315	181.2	11:48:35.989

24 1 José David Bartol Salazar OPEL KADETT 2.0
 EN 2 JOSE D. BARTOL SALAZAR

Vta	D	Tiempo	Sector 1	Sector 2	Sector 3	V.Max	Elapsed
1		11:38:16.718	11:36:54.998	43.936	37.784	67.0	11:38:16.718
2		2:07.405	49.842	42.459	35.104	162.6	11:40:24.123
3		2:03.776	48.069	41.515	34.192	179.4	11:42:27.899
4		2:03.822	48.232	41.378	34.212	163.8	11:44:31.721
5		2:03.887	47.542	41.855	34.490	174.4	11:46:35.608
6		2:02.176	47.273	40.735	34.168	179.1	11:48:37.784
7		2:29.230 P	54.115	47.979	47.136	136.1	11:51:07.014

34 1 Alvaro Bajo RENAULT 8 GORDINI
 2B 2 SMC Junior Motorsport

Vta	D	Tiempo	Sector 1	Sector 2	Sector 3	V.Max	Elapsed
1		11:38:50.877	11:37:25.108	47.657	38.112	58.5	11:38:50.877
2		2:14.852	52.035	45.733	37.084	147.9	11:41:05.729
3		2:23.465 P	51.260	48.455	43.750	153.8	11:43:29.194
4		7:40.592	6:18.018	45.151	37.423	75.0	11:51:09.786
5		2:10.757	49.934	44.398	36.425	155.3	11:53:20.543
6		2:09.594	49.553	43.895	36.146	158.5	11:55:30.137
7		2:16.269 P	49.656	44.040	42.573	158.3	11:57:46.406

27 1 Teo Antonio Perez Palomo BMW E36 325i
 EN 2 EFICAR TEAM

Vta	D	Tiempo	Sector 1	Sector 2	Sector 3	V.Max	Elapsed
1		11:37:18.156	11:36:04.008	40.408	33.740	68.3	11:37:18.156
2		2:00.388	46.149	40.728	33.511	174.1	11:39:18.544
3		1:59.380	45.897	40.002	33.481	169.0	11:41:17.924
4		2:00.195	45.945	40.578	33.672	181.8	11:43:18.119
5		1:59.060	45.451	40.306	33.303	183.9	11:45:17.179
6		1:59.013	45.632	39.936	33.445	179.7	11:47:16.192
7		2:14.447 P	48.393	42.438	43.616	170.8	11:49:30.639
8		4:12.567	2:56.790	41.212	34.565	91.0	11:53:43.206
9		2:08.627	47.329	42.245	39.053	169.5	11:55:51.833
10		2:21.670 P	49.061	40.475	52.134	158.3	11:58:13.503

35 1 Mauricio Bajo SEAT 124 SPORT
 2B 2 SMC Junior Motorsport

Vta	D	Tiempo	Sector 1	Sector 2	Sector 3	V.Max	Elapsed
1		11:39:16.479	11:37:46.902	51.290	38.287	61.0	11:39:16.479
2		2:12.836	52.099	44.497	36.240	142.8	11:41:29.315
3		2:08.324	49.563	43.435	35.326	163.8	11:43:37.639
4		2:07.499	48.876	43.257	35.366	164.8	11:45:45.138
5		2:08.213	48.700	43.223	36.290	168.4	11:47:53.351
6		2:06.617	48.240	42.691	35.686	166.9	11:49:59.968
7		2:07.521	49.109	43.106	35.306	161.6	11:52:07.489
8		2:27.882 P	51.355	48.246	48.281	146.5	11:54:35.371

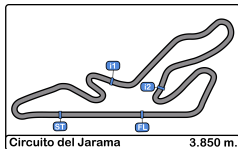
29 1 Carlos Plazio Gómez CITROEN SAXO 1.6
 2A 2 C.D.E. DEYSCOM SPORT

Vta	D	Tiempo	Sector 1	Sector 2	Sector 3	V.Max	Elapsed
1		11:38:23.122	11:36:59.156	48.164	35.802	55.9	11:38:23.122
2		2:05.338	51.446	40.320	33.572	141.7	11:40:28.460
3		1:57.546	45.006	39.475	33.065	186.5	11:42:26.006
4		2:15.098	54.256	47.907	32.935	134.6	11:44:41.104
5		2:13.695	45.392	50.621	37.682	184.6	11:46:54.799
6		2:13.223	50.483	49.133	33.607	142.1	11:49:08.022
7		1:57.569	44.640	40.088	32.841	185.8	11:51:05.591
8		1:55.920	44.592	38.816	32.512	186.2	11:53:01.511
9		2:32.574 P	54.596	47.921	50.057	131.0	11:55:34.085

38 1 Eduardo Martin Martinez VOLKSWAGEN GOLF
 EN 2 Miguel A. Martin Calvo RASANTE SPORT

Vta	D	Tiempo	Sector 1	Sector 2	Sector 3	V.Max	Elapsed
1		11:38:03.018	11:36:34.836	49.037	39.145	68.2	11:38:03.018
2		2:13.340	52.097	46.270	34.973	133.1	11:40:16.358
3		2:08.989	47.627	42.236	39.126	182.1	11:42:25.347
4		2:05.152	48.098	42.019	35.035	162.8	11:44:30.499
5		2:06.826	48.422	42.889	35.515	175.3	11:46:37.325
6		2:28.852 P	50.422	47.152	51.278	171.7	11:49:06.177
7		4:21.099	2:59.998	45.283	35.818	71.3	11:53:27.276
8		2:04.816	47.643	41.943	35.230	185.5	11:55:32.092
9		2:13.494	48.997	43.832	40.665	177.3	11:57:45.586
10		2:04.921	48.316	41.704	34.901	175.6	11:59:50.507
11		2:04.393	47.889	41.773	34.731	183.6	12:01:54.900
12		2:53.718 P	56.167	58.895	58.656	172.5	12:04:48.618





Circuito del Jarama
División 1
Entrenamiento cronometrado
Tiempos Por Vuelta



45 1 Miguel A. Ureña Garcia FORD PUMA 1.6
 1 2 José Luis Crespillo CLUB AUTOMOVIL SIERO
 Calderon

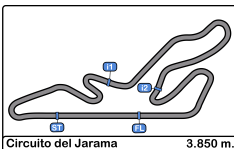
Vta	D	Tiempo	Sector 1	Sector 2	Sector 3	V.Max	Elapsed
1		11:37:45.181	11:36:15.339	51.459	38.383	68.1	11:37:45.181
2		2:14.504	52.448	45.825	36.231	150.4	11:39:59.685
3		2:13.434	51.322	45.299	36.813	162.4	11:42:13.119
4		2:28.710 P	53.041	45.818	49.851	150.2	11:44:41.829
5		4:26.094	3:03.845	44.840	37.409	73.7	11:49:07.923
6		2:09.380	49.393	43.557	36.430	161.6	11:51:17.303
7		2:14.446	50.334	46.745	37.367	146.5	11:53:31.749
8		2:09.674	49.761	43.831	36.082	153.4	11:55:41.423
9		2:24.554 P	48.895	44.164	51.495	171.7	11:58:05.977

46 1 Eugenio Moreno Vicente BMW 325
 EN 2 CLUB JARAMA SPORT

Vta	D	Tiempo	Sector 1	Sector 2	Sector 3	V.Max	Elapsed
1		11:37:58.867	11:36:29.204	50.281	39.382	79.1	11:37:58.867
2		2:13.385	50.786	45.358	37.241	151.0	11:40:12.252
3		2:12.807	50.057	44.816	37.934	165.3	11:42:25.059
4		2:11.971	52.022	42.734	37.215	147.7	11:44:37.030
5		2:09.190	48.881	44.567	35.742	166.6	11:46:46.220
6		2:10.196	49.410	43.816	36.970	166.1	11:48:56.416
7		2:09.328	48.738	43.576	37.014	160.2	11:51:05.744
8		2:12.685	50.580	45.517	36.588	150.2	11:53:18.429
9		2:07.347	49.027	42.461	35.859	173.9	11:55:25.776
10		2:11.574	49.690	44.594	37.290	180.3	11:57:37.350
11		2:08.718	49.577	43.189	35.952	163.8	11:59:46.068
12		2:47.410 P	1:02.080	49.654	55.676	160.0	12:02:33.478

47 1 Guillermo Velasco Ortega DATSUN 120
 EN 2 A.E.C.D.

Vta	D	Tiempo	Sector 1	Sector 2	Sector 3	V.Max	Elapsed
1		11:39:37.242	11:37:57.620	54.720	44.902	52.7	11:39:37.242
2		2:30.071	56.935	51.993	41.143	137.9	11:42:07.313
3		2:28.363	55.452	51.882	41.029	138.8	11:44:35.676
4		2:28.094	55.007	51.791	41.296	142.8	11:47:03.770
5		2:33.310	55.457	53.159	44.694	139.7	11:49:37.080
6		2:26.750	55.686	50.636	40.428	135.1	11:52:03.830
7		2:48.727 P	57.054	54.299	57.374	120.2	11:54:52.557

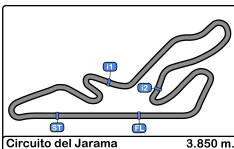


Circuito del Jarama
División 1
Entrenamiento cronometrado
Mejores Sectores



Sector - 1				Sector - 2				Sector - 3				Vuelta Ideal vs Mejor Vuelta				
Clas	Nº	Piloto	Tiempo	Nº	Piloto	Tiempo	Nº	Piloto	Tiempo	Clas	Nº	Piloto	Vta. Ideal	Mejor V.	Clas	
1	1	Ignacio Leirana Castillo	42.627	1	Ignacio Leirana Castillo	36.757	1	Ignacio Leirana Castillo	30.601	1	1	Ignacio Leirana Castillo	1:49.985	1:50.378	1	
2	2	Alfonso Sangrador Alvarez	42.866	2	Alfonso Sangrador Alvarez	37.415	2	Alfonso Sangrador Alvarez	31.210	2	2	Alfonso Sangrador Alvarez	1:51.491	1:51.491	2	
3	8	Javier Moreno Garcia	43.312	8	Javier Moreno Garcia	38.322	8	Javier Moreno Garcia	31.733	3	8	Javier Moreno Garcia	1:53.367	1:53.900	3	
4	12	Jaime Cela Talavera	43.779	6	Cristian Sosa De Ana	38.475	12	Jaime Cela Talavera	32.026	4	12	Jaime Cela Talavera	1:54.302	1:55.114	4	
5	9	Santiago Castilla Salinero	44.234	12	Jaime Cela Talavera	38.497	31	Oscar Plazio Gómez	32.205	5	6	Cristian Sosa De Ana	1:55.358	1:55.765	5	
6	18	Francisco Torres Alcalá	44.574	29	Carlos Plazio Gómez	38.816	6	Cristian Sosa De Ana	32.251	6	9	Santiago Castilla Salinero	1:55.736	1:56.863	10	
7	29	Carlos Plazio Gómez	44.592	18	Francisco Torres Alcalá	38.963	18	Francisco Torres Alcalá	32.256	7	18	Francisco Torres Alcalá	1:55.793	1:56.062	7	
8	6	Cristian Sosa De Ana	44.632	31	Oscar Plazio Gómez	39.000	9	Santiago Castilla Salinero	32.420	8	29	Carlos Plazio Gómez	1:55.920	1:55.920	6	
9	20	Juan Carlos Lopez Olm	44.803	9	Santiago Castilla Salinero	39.082	29	Carlos Plazio Gómez	32.512	9	31	Oscar Plazio Gómez	1:56.495	1:56.495	8	
10	14	Christian García García	44.858	20	Juan Carlos Lopez Olm	39.241	19	Adrian Martin Abrales	32.732	10	20	Juan Carlos Lopez Olm	1:56.823	1:56.834	9	
11	19	Adrian Martin Abrales	45.050	13	Sergio Garcia Sardina	39.258	20	Juan Carlos Lopez Olm	32.779	11	19	Adrian Martin Abrales	1:57.096	1:57.096	11	
12	31	Oscar Plazio Gómez	45.290	19	Adrian Martin Abrales	39.314	14	Christian García García	32.834	12	14	Christian García García	1:57.281	1:57.338	12	
13	27	Teo Antonio Perez	45.451	11	Collin - Collin	39.486	13	Sergio Garcia Sardina	32.890	13	13	Sergio Garcia Sardina	1:57.687	1:57.687	13	
14	11	Collin - Collin	45.494	14	Christian García García	39.589	11	Collin - Collin	33.071	14	11	Collin - Collin	1:58.051	1:59.341	15	
15	13	Sergio Garcia Sardina	45.539	27	Teo Antonio Perez	39.936	27	Teo Antonio Perez	33.303	15	27	Teo Antonio Perez	1:58.690	1:59.013	14	
16	10	Enrique Sanchez	46.620	24	José David Bartol Salazar	40.735	3	Tello - Serrano	33.965	16	3	Tello - Serrano	2:01.446	2:02.295	18	
17	3	Tello - Serrano	46.664	3	Tello - Serrano	40.817	10	Enrique Sanchez	33.966	17	10	Enrique Sanchez	2:01.581	2:01.727	16	
18	24	José David Bartol Salazar	47.273	10	Enrique Sanchez	40.995	24	José David Bartol Salazar	34.168	18	24	José David Bartol Salazar	2:02.176	2:02.176	17	
19	38	Martin - Martin	47.627	38	Martin - Martin	41.704	38	Martin - Martin	34.731	19	38	Martin - Martin	2:04.062	2:04.393	19	
20	7	Jesús A. Hernandez Jimenez	47.648	46	Eugenio Moreno Vicent	42.461	23	Vigara - Escolar	35.208	20	7	Jesús A. Hernandez Jimenez	2:05.546	2:05.933	20	
21	35	Mauricio Bajo	48.240	7	Jesús A. Hernandez Jimenez	42.545	35	Mauricio Bajo	35.306	21	35	Mauricio Bajo	2:06.237	2:06.617	21	
22	23	Vigara - Escolar	48.601	35	Mauricio Bajo	42.691	7	Jesús A. Hernandez Jimenez	35.353	22	23	Vigara - Escolar	2:06.524	2:06.997	22	
23	46	Eugenio Moreno Vicent	48.738	23	Vigara - Escolar	42.715	46	Eugenio Moreno Vicent	35.742	23	46	Eugenio Moreno Vicent	2:06.941	2:07.347	23	
24	45	Ureña - Crespillo	48.895	45	Ureña - Crespillo	43.557	45	Ureña - Crespillo	36.082	24	45	Ureña - Crespillo	2:08.534	2:09.380	24	
25	34	Alvaro Bajo	49.553	34	Alvaro Bajo	43.895	34	Alvaro Bajo	36.146	25	34	Alvaro Bajo	2:09.594	2:09.594	25	
26	47	Guillermo Velasco Ortega	55.007	47	Guillermo Velasco Ortega	50.636	47	Guillermo Velasco Ortega	40.428	26	47	Guillermo Velasco Ortega	2:26.071	2:26.750	26	



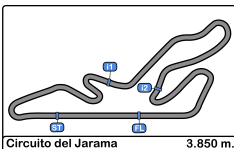


Circuito del Jarama
División 1
Entrenamiento cronometrado
5 Mejores Tiempos



Cl	Nº	Concursante	Piloto 1	Piloto 2	Vehiculo	Cat	Cl	Mejor 1		Mejor 2		Mejor 3		Mejor 4		Mejor 5	
								Tiempo	Vta.	Tiempo	Vta.	Tiempo	Vta.	Tiempo	Vta.	Tiempo	Vta.
1	1	IGNACIO LEIRANA CASTILLO	Ignacio Leirana Castillo		CITROEN AX 1.6	2B	1	1:50.378	7	1:50.612	8	1:51.299	6	1:52.662	5	1:52.704	4
2	2	LA RUINA RACING	Alfonso Sangrador Alvarez		HONDA CIVIC 1.6	2A	1	1:51.491	2	2:03.580	3	2:08.134	5	2:08.586	4		
3	8	ESCUADERIA GREDOS	Javier Moreno Garcia		PEUGEOT 205 1.6	2B	2	1:53.900	5	1:58.856	4	1:59.598	3	2:04.438	2	2:10.506	6
4	12	RASANTE SPORT	Jaime Cela Talavera		CITROEN SAXO 1.6	2B	3	1:55.114	12	1:55.571	11	1:55.696	9	1:55.960	10	1:56.061	8
5	6	EFICAR TEAM	Cristian Sosa De Ana		HONDA CIVIC 1.6	2A	2	1:55.765	7	1:55.811	6	2:06.331	3	2:08.675	4	2:14.292	8
6	29	C.D.E. DEYSCOM SPORT	Carlos Plazio Gómez		CITROEN SAXO 1.6	2A	3	1:55.920	8	1:57.546	3	1:57.569	7	2:05.338	2	2:13.223	6
7	18	C.D.E. ULTIMA VUELTA	Francisco Torres Alcalá	Jr	HYUNDAI GETZ 1.5 CRDi	2A	4	1:56.062	14	1:56.120	13	1:56.138	12	1:56.704	6	1:57.112	7
8	31	C.D.E. DEYSCOM SPORT	Oscar Plazio Gómez		HONDA CIVIC 1.6	2B	4	1:56.495	5	1:59.724	3	2:00.378	4	2:14.733	2	2:44.651	6
9	20	EFICAR TEAM	Juan Carlos Lopez Olmo		MERCEDES BENZ 190 2.3	EN	1	1:56.834	3	1:57.851	2	2:20.616	4				
10	9	EFICAR TEAM	Santiago Castilla Salinero		HYUNDAI GETZ 1.5 CRDi	2B	5	1:56.863	3	1:58.659	6	1:58.790	2	2:17.717	4	3:24.306	7
11	19	C.D.E. ULTIMA VUELTA	Adrian Martin Abrealdes	Rk	HYUNDAI GETZ 1.5 CRDi	2A	5	1:57.096	13	1:57.395	12	1:57.718	11	1:57.918	10	1:58.119	7
12	14	CHRISTIAN GARCIA GARCIA	Christian Garcia Garcia	Jr	HYUNDAI ACCENT 1.6	2A	6	1:57.338	5	1:58.024	6	1:58.159	4	1:58.405	3	1:59.554	2
13	13	CLUB JARAMA SPORT	Sergio Garcia Sardina		HYUNDAI GETZ 1.5 CRDi	2A	7	1:57.687	8	1:58.959	4	2:07.866	7	2:19.372	5	2:21.027	3
14	27	EFICAR TEAM	Teo Antonio Perez Palomo		BMW E36 325i	EN	2	1:59.013	6	1:59.060	5	1:59.380	3	2:00.195	4	2:00.388	2
15	11	ESCUADERIA MADRID	Juan Collin Camacho	Alvaro Collin Tallavi	BMW E36 325i	EN	3	1:59.341	3	1:59.404	4	1:59.551	2	1:59.858	13	1:59.902	11
16	10	RASANTE SPORT	Enrique Sanchez Gonzalez	Rk	MAZDA MX5 CUP	EN	4	2:01.727	13	2:02.332	14	2:02.573	9	2:02.809	11	2:02.832	10
17	24	JOSE D. BARTOL SALAZAR	José David Bartol Salazar	Rk	OPEL KADETT 2.0	EN	5	2:02.176	6	2:03.776	3	2:03.822	4	2:03.887	5	2:07.405	2
18	3	C.D.E. ULTIMA VUELTA	Jorge Tello Villa	Rk	José M. Serrano Gutierrez	Rk	6	2:02.295	9	2:02.318	11	2:02.930	12	2:02.992	10	2:03.107	8
19	38	RASANTE SPORT	Eduardo Martin Martinez	Rk	Miguel A. Martin Calvo		7	2:04.393	11	2:04.816	8	2:04.921	10	2:05.152	4	2:06.826	5
20	7	CHEFO SPORT	Jesús A. Hernandez Jimenez		CITROEN SAXO 1.6	2B	6	2:05.933	5	2:05.968	4	2:07.671	3	2:08.141	2	2:48.145	6
21	35	SMC Junior Motorsport	Mauricio Bajo		SEAT 124 SPORT	2B	7	2:06.617	6	2:07.499	4	2:07.521	7	2:08.213	5	2:08.324	3
22	23	A.D. CLEMENTE ARROYO	Antonio Vigara Tena	Jesus S. Escolar Alvarez	HYUNDAI ACCENT 1.6	2B	8	2:06.997	14	2:07.298	13	2:07.444	9	2:07.632	7	2:07.657	5
23	46	CLUB JARAMA SPORT	Eugenio Moreno Vicente	Rk	BMW 325	EN	8	2:07.347	9	2:08.718	11	2:09.190	5	2:09.328	7	2:10.196	6
24	45	CLUB AUTOMOVIL SIERO	Miguel A. Ureña Garcia	José Luis Crespillo Calderon	FORD PUMA 1.6	1	1	2:09.380	6	2:09.674	8	2:13.434	3	2:14.446	7	2:14.504	2
25	34	SMC Junior Motorsport	Alvaro Bajo		RENAULT 8 GORDINI	2B	9	2:09.594	6	2:10.757	5	2:14.852	2	2:16.269	7	2:23.465	3
26	47	A.E.C.D.	Guillermo Velasco Ortega		DATSUN 120	EN	9	2:26.750	6	2:28.094	4	2:28.363	3	2:30.071	2	2:33.310	5



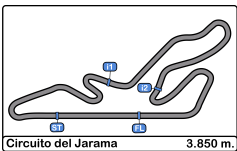


Circuito del Jarama
División 1
Entrenamiento cronometrado
5 Mejores Velocidades



Cl	Nº	Concursante	Piloto 1	Piloto 2	Vehiculo	Cat	Cl	V. Max. 1		V. Max. 2		V. Max. 3		V. Max. 4		V. Max. 5		Avg
								Km/h	Vta.	Km/h	Vta.	Km/h	Vta.	Km/h	Vta.	Km/h	Vta.	
1	2	LA RUINA RACING	Alfonso Sangrador Alvarez		HONDA CIVIC 1.6	2A	1	200.3	4	196.7	3	196.3	2	169.5	5	76.1	1	167.8
2	11	ESCUADERIA MADRID	Juan Collin Camacho	Alvaro Collin Tallavi	BMW E36 325i	EN	1	198.8	4	197.4	5	192.5	2	188.8	8	185.8	3	192.7
3	12	RASANTE SPORT	Jaime Cela Talavera		CITROEN SAXO 1.6	2B	1	197.8	7	197.8	10	197.4	9	197.0	12	190.4	6	196.1
4	1	IGNACIO LEIRANA CASTILLO	Ignacio Leirana Castillo		CITROEN AX 1.6	2B	2	194.2	6	193.5	7	193.5	8	186.2	5	183.0	3	190.1
5	20	EFICAR TEAM	Juan Carlos Lopez Olmo		MERCEDES BENZ 190 2.3	EN	2	191.8	4	190.1	2	183.6	3	80.0	1			161.4
6	8	ESCUADERIA GREDOS	Javier Moreno Garcia		PEUGEOT 205 1.6	2B	3	190.4	6	188.8	5	187.5	3	186.8	4	152.1	2	181.1
7	18	C.D.E. ULTIMA VUELTA	Francisco Torres Alcalá	Jr	HYUNDAI GETZ 1.5 CRDi	2A	2	190.4	8	190.1	7	189.4	10	188.8	6	188.1	3	189.4
8	31	C.D.E. DEYSCOM SPORT	Oscar Plazio Gómez		HONDA CIVIC 1.6	2B	4	189.1	5	185.8	4	181.2	6	171.1	3	128.2	2	171.1
9	9	EFICAR TEAM	Santiago Castilla Salinero		HYUNDAI GETZ 1.5 CRDi	2B	5	188.4	3	186.8	6	185.5	7	167.4	2	149.5	4	175.5
10	19	C.D.E. ULTIMA VUELTA	Adrian Martin Abrales	Rk	HYUNDAI GETZ 1.5 CRDi	2A	3	186.8	5	186.5	4	186.5	12	186.5	13	186.2	10	186.5
11	29	C.D.E. DEYSCOM SPORT	Carlos Plazio Gómez		CITROEN SAXO 1.6	2A	4	186.5	3	186.2	8	185.8	7	184.6	5	142.1	6	177.0
12	38	RASANTE SPORT	Eduardo Martin Martinez	Rk Miguel A. Martin Calvo	VOLKSWAGEN GOLF	EN	3	185.5	8	183.6	11	182.1	3	177.3	9	175.6	10	180.8
13	6	EFICAR TEAM	Cristian Sosa De Ana		HONDA CIVIC 1.6	2A	5	184.9	8	183.9	7	180.9	6	173.9	4	169.8	3	178.7
14	27	EFICAR TEAM	Teo Antonio Perez Palomo		BMW E36 325i	EN	4	183.9	5	181.8	4	179.7	6	174.1	2	170.8	7	178.1
15	13	CLUB JARAMA SPORT	Sergio Garcia Sardina		HYUNDAI GETZ 1.5 CRDi	2A	6	180.9	7	179.1	8	172.5	4	172.2	5	147.1	2	170.3
16	14	CHRISTIAN GARCIA GARCIA	Christian García García	Jr	HYUNDAI ACCENT 1.6	2A	7	180.6	4	180.6	6	179.1	5	175.8	3	174.4	2	178.1
17	46	CLUB JARAMA SPORT	Eugenio Moreno Vicente	Rk	BMW 325	EN	5	180.3	10	173.9	9	166.6	5	166.1	6	165.3	3	170.4
18	24	JOSE D. BARTOL SALAZAR	José David Bartol Salazar	Rk	OPEL KADETT 2.0	EN	6	179.4	3	179.1	6	174.4	5	163.8	4	162.6	2	171.9
19	10	RASANTE SPORT	Enrique Sanchez Gonzalez	Rk	MAZDA MX5 CUP	EN	7	178.5	14	177.9	12	177.3	6	177.0	13	176.7	9	177.5
20	3	C.D.E. ULTIMA VUELTA	Jorge Tello Villa	Rk José M. Serrano Gutierrez	MAZDA MX5	EN	8	175.6	10	173.0	12	172.2	11	171.4	7	171.4	13	172.7
21	23	A.D. CLEMENTE ARROYO	Antonio Vígara Tena	Jesus S. Escolar Alvarez	HYUNDAI ACCENT 1.6	2B	6	173.0	8	172.2	9	171.9	14	171.7	7	171.4	10	172.0
22	45	CLUB AUTOMOVIL SIERO	Miguel A. Ureña Garcia	José Luis Crespillo Calderon	FORD PUMA 1.6	1	1	171.7	9	162.4	3	161.6	6	153.4	8	150.4	2	159.9
23	7	CHEFO SPORT	Jesús A. Hernandez Jimenez		CITROEN SAXO 1.6	2B	7	171.1	4	171.1	5	169.2	3	168.7	6	166.1	2	169.2
24	35	SMC Junior Motorsport	Mauricio Bajo		SEAT 124 SPORT	2B	8	168.4	5	166.9	6	164.8	4	163.8	3	161.6	7	165.1
25	34	SMC Junior Motorsport	Alvaro Bajo		RENAULT 8 GORDINI	2B	9	158.5	6	158.3	7	155.3	5	153.8	3	147.9	2	154.8
26	47	A.E.C.D.	Guillermo Velasco Ortega		DATSUN 120	EN	9	142.8	4	139.7	5	138.8	3	137.9	2	135.1	6	138.8



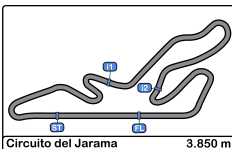


Circuito del Jarama
División 1
Entrenamiento cronometrado
Secuencia Vueltas Rápidas



<u>Vta.</u>	<u>Hora Día</u>	<u>Tiempo Sesión</u>	<u>Nº</u>	<u>Concursante</u>	<u>Piloto 1</u>	<u>Piloto 2</u>	<u>Vehículo</u>	<u>Cat</u>	<u>Tiempo</u>	<u>Km/h</u>
2	12:39:04.309	1:04:03.309	20	EFICAR TEAM	Juan Carlos Lopez Olmo		MERCEDES BENZ 190 2.3	EN	1:57.851	117.6
3	12:41:01.143	1:06:00.143	20	EFICAR TEAM	Juan Carlos Lopez Olmo		MERCEDES BENZ 190 2.3	EN	1:56.834	118.6
3	12:42:44.359	1:07:43.359	1	IGNACIO LEIRANA	Ignacio Leirana Castillo		CITROEN AX 1.6	2B	1:56.829	118.6
4	12:44:37.063	1:09:36.063	1	IGNACIO LEIRANA	Ignacio Leirana Castillo		CITROEN AX 1.6	2B	1:52.704	122.9
5	12:46:29.725	1:11:28.725	1	IGNACIO LEIRANA	Ignacio Leirana Castillo		CITROEN AX 1.6	2B	1:52.662	123.0
2	12:47:00.696	1:11:59.696	2	LA RUINA RACING	Alfonso Sangrador Alvarez		HONDA CIVIC 1.6	2A	1:51.491	124.3
6	12:48:21.024	1:13:20.024	1	IGNACIO LEIRANA	Ignacio Leirana Castillo		CITROEN AX 1.6	2B	1:51.299	124.5
7	12:50:11.402	1:15:10.402	1	IGNACIO LEIRANA	Ignacio Leirana Castillo		CITROEN AX 1.6	2B	1:50.378	125.5





Circuito del Jarama

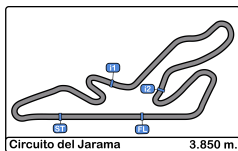
División 1

Entrenamiento cronometrado

Mejor Maxima Velocidad del Evento



Nº	Concursante	Piloto 1	Piloto 2	Vehiculo	Cat	Km/h	Sesión
2	LA RUINA RACING	Alfonso Sangrador Alvarez		HONDA CIVIC 1.6	2A	200.3	Entrenamiento OPTATIVO - 1
11	ESCUADERIA MADRID	Juan Collin Camacho	Alvaro Collin Tallavi	BMW E36 325i	EN	198.8	Entrenamiento cronometrado
12	RASANTE SPORT	Jaime Cela Talavera		CITROEN SAXO 1.6	2B	197.8	Entrenamiento cronometrado
1	IGNACIO LEIRANA CASTILLO	Ignacio Leirana Castillo		CITROEN AX 1.6	2B	194.2	Entrenamiento cronometrado
20	EFICAR TEAM	Juan Carlos Lopez Olmo		MERCEDES BENZ 190 2.3	EN	191.8	Entrenamiento cronometrado
18	C.D.E. ULTIMA VUELTA	Francisco Torres Alcala	Jr	HYUNDAI GETZ 1.5 CRDi	2A	190.4	Entrenamiento OPTATIVO - 2
8	ESCUADERIA GREDOS	Javier Moreno Garcia		PEUGEOT 205 1.6	2B	190.4	Entrenamiento cronometrado
31	C.D.E. DEYSCOM SPORT	Oscar Plazio Gómez		HONDA CIVIC 1.6	2B	189.1	Entrenamiento cronometrado
19	C.D.E. ULTIMA VUELTA	Adrian Martin Abrales	Rk	HYUNDAI GETZ 1.5 CRDi	2A	188.8	Entrenamiento OPTATIVO - 2
9	EFICAR TEAM	Santiago Castilla Salinero		HYUNDAI GETZ 1.5 CRDi	2B	188.4	Entrenamiento cronometrado
24	JOSE D. BARTOL SALAZAR	José David Bartol Salazar	Rk	OPEL KADETT 2.0	EN	187.8	Entrenamiento OPTATIVO - 2
29	C.D.E. DEYSCOM SPORT	Carlos Plazio Gómez		CITROEN SAXO 1.6	2A	186.5	Entrenamiento cronometrado
38	RASANTE SPORT	Eduardo Martin Martinez	Rk Miguel A. Martin Calvo	VOLKSWAGEN GOLF	EN	185.5	Entrenamiento cronometrado
6	EFICAR TEAM	Cristian Sosa De Ana		HONDA CIVIC 1.6	2A	184.9	Entrenamiento cronometrado
46	CLUB JARAMA SPORT	Eugenio Moreno Vicente	Rk	BMW 325	EN	184.6	Entrenamiento OPTATIVO - 2
27	EFICAR TEAM	Teo Antonio Perez Palomo		BMW E36 325i	EN	183.9	Entrenamiento cronometrado
13	CLUB JARAMA SPORT	Sergio Garcia Sardina		HYUNDAI GETZ 1.5 CRDi	2A	180.9	Entrenamiento cronometrado
14	CHRISTIAN GARCIA GARCIA	Christian García García	Jr	HYUNDAI ACCENT 1.6	2A	180.6	Entrenamiento cronometrado
10	RASANTE SPORT	Enrique Sanchez Gonzalez	Rk	MAZDA MX5 CUP	EN	178.5	Entrenamiento cronometrado
3	C.D.E. ULTIMA VUELTA	Jorge Tello Villa	Rk José M. Serrano Gutierrez Rk	MAZDA MX5	EN	175.6	Entrenamiento OPTATIVO - 2
7	CHEFO SPORT	Jesús A. Hernandez Jimenez		CITROEN SAXO 1.6	2B	173.9	Entrenamiento OPTATIVO - 2
23	A.D. CLEMENTE ARROYO	Antonio Vigara Tena	Jesus S. Escolar Alvarez	HYUNDAI ACCENT 1.6	2B	173.3	Entrenamiento OPTATIVO - 2
45	CLUB AUTOMOVIL SIERO	Miguel A. Ureña Garcia	José Luis Crespillo Calderon	FORD PUMA 1.6	1	171.7	Entrenamiento cronometrado
35	SMC Junior Motorsport	Mauricio Bajo		SEAT 124 SPORT	2B	168.4	Entrenamiento cronometrado
34	SMC Junior Motorsport	Alvaro Bajo		RENAULT 8 GORDINI	2B	158.5	Entrenamiento cronometrado
47	A.E.C.D.	Guillermo Velasco Ortega		DATSUN 120	EN	142.8	Entrenamiento cronometrado



Circuito del Jarama
División 1
Entrenamiento cronometrado
Tiempos Parada en Pit



3 C.D.E. ULTIMA VUELTA
 MAZDA MX5 EN

Nr.	Hora Día Entrada	Tiempo Entrada	Tiempo Salida	Tiempo Box	Tiempo Box Total
1	11:47:44.838	11:47:44.838	11:49:41.516	0:01:56.678	0:01:56.678

6 EFICAR TEAM
 HONDA CIVIC 1.6 2A

Nr.	Hora Día Entrada	Tiempo Entrada	Tiempo Salida	Tiempo Box	Tiempo Box Total
1	11:44:51.659	11:44:51.659	11:54:31.024	0:09:39.365	0:09:39.365

8 ESCUDERIA GREDOS
 PEUGEOT 205 1.6 2B

Nr.	Hora Día Entrada	Tiempo Entrada	Tiempo Salida	Tiempo Box	Tiempo Box Total
1	11:48:24.254	11:48:24.254	12:05:53.026	0:17:28.772	0:17:28.772

9 EFICAR TEAM
 HYUNDAI GETZ 1.5 CRDi 2B

Nr.	Hora Día Entrada	Tiempo Entrada	Tiempo Salida	Tiempo Box	Tiempo Box Total
1	11:44:11.477	11:44:11.477	11:47:01.855	0:02:50.378	0:02:50.378
2	11:54:16.003	11:54:16.003	12:08:33.185	0:14:17.182	0:17:07.560

10 RASANTE SPORT
 MAZDA MX5 CUP EN

Nr.	Hora Día Entrada	Tiempo Entrada	Tiempo Salida	Tiempo Box	Tiempo Box Total
1	11:50:14.198	11:50:14.198	11:53:48.912	0:03:34.714	0:03:34.714

11 ESCUDERIA MADRID HISTORICOS
 BMW E36 325i EN

Nr.	Hora Día Entrada	Tiempo Entrada	Tiempo Salida	Tiempo Box	Tiempo Box Total
1	11:45:21.651	11:45:21.651	11:49:14.972	0:03:53.321	0:03:53.321

12 RASANTE SPORT
 CITROEN SAXO 1.6 2B

Nr.	Hora Día Entrada	Tiempo Entrada	Tiempo Salida	Tiempo Box	Tiempo Box Total
1	11:43:39.303	11:43:39.303	11:49:00.383	0:05:21.080	0:05:21.080
2	11:51:17.150	11:51:17.150	11:54:44.433	0:03:27.283	0:08:48.363

13 CLUB JARAMA SPORT
 HYUNDAI GETZ 1.5 CRDi 2A

Nr.	Hora Día Entrada	Tiempo Entrada	Tiempo Salida	Tiempo Box	Tiempo Box Total
1	11:47:02.052	11:47:02.052	11:48:33.530	0:01:31.478	0:01:31.478

18 C.D.E. ULTIMA VUELTA
 HYUNDAI GETZ 1.5 CRDi 2A

Nr.	Hora Día Entrada	Tiempo Entrada	Tiempo Salida	Tiempo Box	Tiempo Box Total
1	11:44:22.043	11:44:22.043	11:45:35.414	0:01:13.371	0:01:13.371
2	11:57:28.780	11:57:28.780	12:03:58.988	0:06:30.208	0:07:43.579

19 C.D.E. ULTIMA VUELTA
 HYUNDAI GETZ 1.5 CRDi 2A

Nr.	Hora Día Entrada	Tiempo Entrada	Tiempo Salida	Tiempo Box	Tiempo Box Total
1	11:52:46.133	11:52:46.133	11:55:02.938	0:02:16.805	0:02:16.805

23 A.D. CLEMENTE ARROYO
 HYUNDAI ACCENT 1.6 2B

Nr.	Hora Día Entrada	Tiempo Entrada	Tiempo Salida	Tiempo Box	Tiempo Box Total
1	12:00:06.859	12:00:06.859	12:02:18.172	0:02:11.313	0:02:11.313

27 EFICAR TEAM
 BMW E36 325i EN

Nr.	Hora Día Entrada	Tiempo Entrada	Tiempo Salida	Tiempo Box	Tiempo Box Total
1	11:49:26.504	11:49:26.504	11:51:44.076	0:02:17.572	0:02:17.572

34 SMC Junior Motorsport
 RENAULT 8 GORDINI 2B

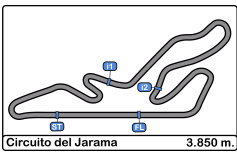
Nr.	Hora Día Entrada	Tiempo Entrada	Tiempo Salida	Tiempo Box	Tiempo Box Total
1	11:43:25.991	11:43:25.991	11:48:56.471	0:05:30.480	0:05:30.480

38 RASANTE SPORT
 VOLKSWAGEN GOLF EN

Nr.	Hora Día Entrada	Tiempo Entrada	Tiempo Salida	Tiempo Box	Tiempo Box Total
1	11:49:01.632	11:49:01.632	11:51:16.908	0:02:15.276	0:02:15.276

45 CLUB AUTOMOVIL SIERO
 FORD PUMA 1.6 1

Nr.	Hora Día Entrada	Tiempo Entrada	Tiempo Salida	Tiempo Box	Tiempo Box Total
1	11:44:36.455	11:44:36.455	11:46:55.685	0:02:19.230	0:02:19.230



Circuito del Jarama
División 1
Entrenamiento cronometrado
Resultados Finales

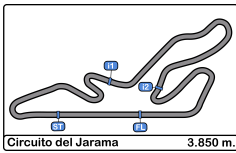


Cls	Nº	Concursante	Piloto 1	Piloto 2	Vehiculo	Cat	Cls	Vtas.	V.R.	Tiempo	Dif 1º	Intervalo	Km/h		
1	1	IGNACIO LEIRANA CASTILLO	Ignacio Leirana Castillo		CITROEN AX 1.6	2B	1	9	7	1:50.378			125.5		
2	2	LA RUINA RACING	Alfonso Sangrador Alvarez		HONDA CIVIC 1.6	2A	1	5	2	1:51.491	1.113	1.113	124.3		
3	8	ESCUADERIA GREDOS	Javier Moreno Garcia		PEUGEOT 205 1.6	2B	2	6	5	1:53.900	3.522	2.409	121.6		
4	12	RASANTE SPORT	Jaime Cela Talavera		CITROEN SAXO 1.6	2B	3	12	12	1:55.114	4.736	1.214	120.4		
5	6	EFICAR TEAM	Cristian Sosa De Ana		HONDA CIVIC 1.6	2A	2	8	7	1:55.765	5.387	0.651	119.7		
6	29	C.D.E. DEYSCOM SPORT	Carlos Plazio Gómez		CITROEN SAXO 1.6	2A	3	9	8	1:55.920	5.542	0.155	119.5		
7	18	C.D.E. ULTIMA VUELTA	Francisco Torres Alcala	Jr	HYUNDAI GETZ 1.5 CRDi	2A	4	14	14	1:56.062	5.684	0.142	119.4		
8	31	C.D.E. DEYSCOM SPORT	Oscar Plazio Gómez		HONDA CIVIC 1.6	2B	4	6	5	1:56.495	6.117	0.433	118.9		
9	20	EFICAR TEAM	Juan Carlos Lopez Olmo		MERCEDES BENZ 190 2.3	EN	1	4	3	1:56.834	6.456	0.339	118.6		
10	9	EFICAR TEAM	Santiago Castilla Salinero		HYUNDAI GETZ 1.5 CRDi	2B	5	7	3	1:56.863	6.485	0.029	118.6		
11	19	C.D.E. ULTIMA VUELTA	Adrian Martin Abrales	Rk	HYUNDAI GETZ 1.5 CRDi	2A	5	13	13	1:57.096	6.718	0.233	118.3		
12	14	CHRISTIAN GARCIA GARCIA	Christian García García	Jr	HYUNDAI ACCENT 1.6	2A	6	7	5	1:57.338	6.960	0.242	118.1		
13	13	CLUB JARAMA SPORT	Sergio Garcia Sardina		HYUNDAI GETZ 1.5 CRDi	2A	7	9	8	1:57.687	7.309	0.349	117.7		
14	27	EFICAR TEAM	Teo Antonio Perez Palomo		BMW E36 325i	EN	2	10	6	1:59.013	8.635	1.326	116.4		
15	11	ESCUADERIA MADRID HISTORICOS	Juan Collin Camacho	Alvaro Collin Tallavi	BMW E36 325i	EN	3	16	3	1:59.341	8.963	0.328	116.1		
16	10	RASANTE SPORT	Enrique Sanchez Gonzalez	Rk	MAZDA MX5 CUP	EN	4	14	13	2:01.727	11.349	2.386	113.8		
17	24	JOSE D. BARTOL SALAZAR	José David Bartol Salazar	Rk	OPEL KADETT 2.0	EN	5	7	6	2:02.176	11.798	0.449	113.4		
18	3	C.D.E. ULTIMA VUELTA	Jorge Tello Villa	Rk	José M. Serrano Gutierrez	Rk	MAZDA MX5	EN	6	13	9	2:02.295	11.917	0.119	113.3
19	38	RASANTE SPORT	Eduardo Martin Martinez	Rk	Miguel A. Martin Calvo	VOLKSWAGEN GOLF	EN	7	11	2:04.393	14.015	2.098	111.4		
20	7	CHEFO SPORT	Jesús A. Hernandez Jimenez		CITROEN SAXO 1.6	2B	6	6	5	2:05.933	15.555	1.540	110.0		
21	35	SMC Junior Motorsport	Mauricio Bajo		SEAT 124 SPORT	2B	7	8	6	2:06.617	16.239	0.684	109.4		
22	23	A.D. CLEMENTE ARROYO	Antonio Vígara Tena	Jesus S. Escolar Alvarez	HYUNDAI ACCENT 1.6	2B	8	14	14	2:06.997	16.619	0.380	109.1		
23	46	CLUB JARAMA SPORT	Eugenio Moreno Vicente	Rk	BMW 325	EN	8	12	9	2:07.347	16.969	0.350	108.8		
24	45	CLUB AUTOMOVIL SIERO	Miguel A. Ureña Garcia	José Luis Crespillo Calderon	FORD PUMA 1.6	1	1	9	6	2:09.380	19.002	2.033	107.1		
25	34	SMC Junior Motorsport	Alvaro Bajo		RENAULT 8 GORDINI	2B	9	7	6	2:09.594	19.216	0.214	106.9		
26	47	A.E.C.D.	Guillermo Velasco Ortega		DATSUN 120	EN	9	7	6	2:26.750	36.372	17.156	94.4		

Publicado a las:.....

Comisarios Deportivos:	Director de Carrera:	Cronometrador:
-------------------------------	-----------------------------	-----------------------





Circuito del Jarama

División 1

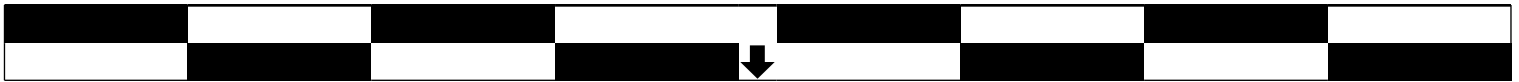
1ª Carrera

Parrilla de Salida



23	47	Guillermo Velasco Ortega	2:26.750	.12.
21	38	Eduardo Martin Martinez	2:04.393	.11.
19	24	José David Bartol Salazar	2:02.176	.10.
17	11	Juan Collin Camacho	1:59.341	.9.
15	20	Juan Carlos Lopez Olmo	1:56.834	.8.
13	7	Jesús A. Hernandez Jimenez	2:05.933	.7.
11	14	Christian García García	1:57.338	.6.
9	9	Santiago Castilla Salinero	1:56.863	.5.
7	18	Francisco Torres Alcala	1:56.062	.4.
5	6	Cristian Sosa De Ana	1:55.765	.3.
3	8	Javier Moreno Garcia	1:53.900	.2.
1	1	Ignacio Leirana Castillo	1:50.378	.1.

2:09.380	Miguel A. Ureña Garcia	45	24
2:07.347	Eugenio Moreno Vicente	46	22
2:02.295	José M. Serrano Gutierrez	3	20
2:01.727	Enrique Sanchez Gonzalez	10	18
1:59.013	Teo Antonio Perez Palomo	27	16
2:06.997	Antonio Vígara Tena	23	14
1:57.687	Sergio Garcia Sardina	13	12
1:57.096	Adrian Martin Abraldes	19	10
1:56.495	Oscar Plazio Gómez	31	8
1:55.920	Carlos Plazio Gómez	29	6
1:55.114	Jaime Cela Talavera	12	4
1:51.491	Alfonso Sangrador Alvarez	2	2



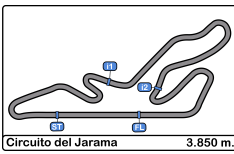
Pole

Publicada a las:.....

Comisarios Deportivos:

Cronometrador:





Circuito del Jarama

División 1

1ª Carrera


Resultados Provisionales



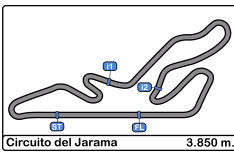
Cls	Nº	Concursante	Piloto 1	Piloto 2	Vehiculo	Cat	Cl	Vtas.	Tiempo	Dif 1º	Intervalo	Km/h	V.R.	Tiempo	Km/h		
1	1	IGNACIO LEIRANA CASTILL	Ignacio Leirana Castillo		CITROEN AX 1.6	2B	1	10	18:55.490			122.0	4	1:51.499	124.3		
2	2	LA RUINA RACING	Alfonso Sangrador Alvarez		HONDA CIVIC 1.6	2A	1	10	19:00.090	4.600	4.600	121.5	3	1:53.440	122.1		
3	6	EFICAR TEAM	Cristian Sosa De Ana		HONDA CIVIC 1.6	2A	2	10	19:17.084	21.594	16.994	119.7	2	1:54.624	120.9		
4	8	ESCUADERIA GREDOS	Javier Moreno Garcia		PEUGEOT 205 1.6	2B	2	10	19:21.219	25.729	4.135	119.3	8	1:53.913	121.6		
5	12	RASANTE SPORT	Jaime Cela Talavera		CITROEN SAXO 1.6	2B	3	10	19:24.844	29.354	3.625	118.9	8	1:53.834	121.7		
6	14	CHRISTIAN GARCIA GARCI	Christian García García	Jr	HYUNDAI ACCENT 1.6	2A	3	10	19:48.741	53.251	23.897	116.5	2	1:57.475	117.9		
7	19	C.D.E. ULTIMA VUELTA	Adrian Martin Abraldes	Rk	HYUNDAI GETZ 1.5 CRDi	2A	4	10	19:54.920	59.430	6.179	115.9	3	1:57.961	117.4		
8	20	EFICAR TEAM	Juan Carlos Lopez Olmo		MERCEDES BENZ 190 2.3	EN	1	10	20:00.554	1:05.064	5.634	115.4	3	1:57.756	117.7		
9	29	C.D.E. DEYSCOM SPORT	Carlos Plazio Gómez		CITROEN SAXO 1.6	2A	5	10	20:02.630	1:07.140	2.076	115.2	8	1:55.829	119.6		
10	18	C.D.E. ULTIMA VUELTA	Francisco Torres Alcala	Jr	HYUNDAI GETZ 1.5 CRDi	2A	6	10	20:05.451	1:09.961	2.821	114.9	8	1:56.057	119.4		
11	13	CLUB JARAMA SPORT	Sergio Garcia Sardina		HYUNDAI GETZ 1.5 CRDi	2A	7	10	20:15.919	1:20.429	10.468	113.9	7	1:58.302	117.1		
12	11	ESCUADERIA MADRID	Juan Collin Camacho	Alvaro Collin Tallavi	BMW E36 325i	EN	2	10	20:17.491	1:22.001	1.572	113.8	4	1:59.678	115.8		
13	27	EFICAR TEAM	Teo Antonio Perez Palomo		BMW E36 325i	EN	3	10	20:41.854	1:46.364	24.363	111.6	10	2:01.944	113.6		
14	10	RASANTE SPORT	Enrique Sanchez Gonzalez	Rk	MAZDA MX5 CUP	EN	4	10	20:56.889	2:01.399	15.035	110.2	6	2:03.803	111.9		
15	24	JOSE D. BARTOL SALAZAR	José David Bartol Salazar	Rk	OPEL KADETT 2.0	EN	5	9	18:58.940	1 Vta	1 Vta	109.5	5	2:04.217	111.5		
16	38	RASANTE SPORT	Eduardo Martin Martinez	Rk	Miguel A. Martin Calvo	VOLKSWAGEN GOLF	EN	6	9	19:02.401	1 Vta	3.461	109.1	7	2:03.848	111.9	
17	3	C.D.E. ULTIMA VUELTA	Jorge Tello Villa	Rk	José M. Serrano Gutierrez	Rk	MAZDA MX5	EN	7	9	19:11.568	1 Vta	9.167	108.3	5	2:05.219	110.6
18	45	CLUB AUTOMOVIL SIERO	Miguel A. Ureña Garcia	José Luis Crespillo Calderon	FORD PUMA 1.6	1	1	9	19:56.571	1 Vta	45.003	104.2	4	2:07.270	108.9		
19	46	CLUB JARAMA SPORT	Eugenio Moreno Vicente	Rk	BMW 325	EN	8	9	20:03.031	1 Vta	6.460	103.6	8	2:10.213	106.4		
20	23	A.D. CLEMENTE ARROYO	Antonio Vígara Tena	Jesus S. Escolar Alvarez	HYUNDAI ACCENT 1.6	2B	4	9	20:15.319	1 Vta	12.288	102.6	4	2:08.695	107.6		
21	47	A.E.C.D.	Guillermo Velasco Ortega		DATSUN 120	EN	9	8	19:40.457	2 Vtas	1 Vta	93.9	8	2:24.452	95.9		
No clasificados: (Requerimientos: 75% del número de vueltas del lider = 8 Vueltas)																	
	31	C.D.E. DEYSCOM SPORT	Oscar Plazio Gómez		HONDA CIVIC 1.6	2B	5										
	9	EFICAR TEAM	Santiago Castilla Salinero		HYUNDAI GETZ 1.5 CRDi	2B	6										
	7	CHEFO SPORT	Jesús A. Hernandez Jimenez		CITROEN SAXO 1.6	2B	7										

Vuelta Rápida Ignacio Leirana Castillo en 1:51.499 a 124.3 Km/h en la vuelta 4

Publicado a las:.....

Comisarios Deportivos:	Director de Carrera:	Cronometrador: 
-------------------------------	-----------------------------	---





Circuito del Jarama

División 1

1ª Carrera

Resultados Provisionales por categoría



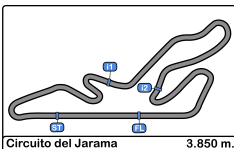
Cls	Nº	Concursante	Piloto 1	Piloto 2	Vehiculo	Cat	Cl	Vtas.	Tiempo	Dif 1º	Intervalo	Km/h	V.R.	Tiempo	Km/h
2B															
1	1	IGNACIO LEIRANA CASTILL	Ignacio Leirana Castillo		CITROEN AX 1.6	2B	1	10	18:55.490			122.0	4	1:51.499	124.3
2	8	ESCUADERIA GREDOS	Javier Moreno Garcia		PEUGEOT 205 1.6	2B	2	10	19:21.219	25.729	25.729	119.3	8	1:53.913	121.6
3	12	RASANTE SPORT	Jaime Cela Talavera		CITROEN SAXO 1.6	2B	3	10	19:24.844	29.354	3.625	118.9	8	1:53.834	121.7
4	23	A.D. CLEMENTE ARROYO	Antonio Vigara Tena	Jesús S. Escolar Alvarez	HYUNDAI ACCENT 1.6	2B	4	9	20:15.319	1 Vta	1 Vta	102.6	4	2:08.695	107.6
No clasificados: (Requerimientos: 75% del número de vueltas del lider = 8 Vueltas)															
31		C.D.E. DEYSCOM SPORT	Oscar Plazio Gómez		HONDA CIVIC 1.6	2B	5								
9		EFICAR TEAM	Santiago Castilla Salinero		HYUNDAI GETZ 1.5 CRDi	2B	6								
7		CHEFO SPORT	Jesús A. Hernandez Jimenez		CITROEN SAXO 1.6	2B	7								
2A															
1	2	LA RUINA RACING	Alfonso Sangrador Alvarez		HONDA CIVIC 1.6	2A	1	10	19:00.090			121.5	3	1:53.440	122.1
2	6	EFICAR TEAM	Cristian Sosa De Ana		HONDA CIVIC 1.6	2A	2	10	19:17.084	21.594	16.994	119.7	2	1:54.624	120.9
3	14	CHRISTIAN GARCIA GARCI	Christian García García	Jr	HYUNDAI ACCENT 1.6	2A	3	10	19:48.741	53.251	31.657	116.5	2	1:57.475	117.9
4	19	C.D.E. ULTIMA VUELTA	Adrian Martin Abrales	Rk	HYUNDAI GETZ 1.5 CRDi	2A	4	10	19:54.920	59.430	6.179	115.9	3	1:57.961	117.4
5	29	C.D.E. DEYSCOM SPORT	Carlos Plazio Gómez		CITROEN SAXO 1.6	2A	5	10	20:02.630	1:07.140	7.710	115.2	8	1:55.829	119.6
6	18	C.D.E. ULTIMA VUELTA	Francisco Torres Alcala	Jr	HYUNDAI GETZ 1.5 CRDi	2A	6	10	20:05.451	1:09.961	2.821	114.9	8	1:56.057	119.4
7	13	CLUB JARAMA SPORT	Sergio Garcia Sardina		HYUNDAI GETZ 1.5 CRDi	2A	7	10	20:15.919	1:20.429	10.468	113.9	7	1:58.302	117.1
EN															
1	20	EFICAR TEAM	Juan Carlos Lopez Olmo		MERCEDES BENZ 190 2.3	EN	1	10	20:00.554			115.4	3	1:57.756	117.7
2	11	ESCUADERIA MADRID	Juan Collin Camacho	Alvaro Collin Tallavi	BMW E36 325i	EN	2	10	20:17.491	1:22.001	16.937	113.8	4	1:59.678	115.8
3	27	EFICAR TEAM	Teo Antonio Perez Palomo		BMW E36 325i	EN	3	10	20:41.854	1:46.364	24.363	111.6	10	2:01.944	113.6
4	10	RASANTE SPORT	Enrique Sanchez Gonzalez	Rk	MAZDA MX5 CUP	EN	4	10	20:56.889	2:01.399	15.035	110.2	6	2:03.803	111.9
5	24	JOSE D. BARTOL SALAZAR	José David Bartol Salazar	Rk	OPEL KADETT 2.0	EN	5	9	18:58.940	1 Vta	1 Vta	109.5	5	2:04.217	111.5
6	38	RASANTE SPORT	Eduardo Martin Martinez	Rk Miguel A. Martin Calvo	VOLKSWAGEN GOLF	EN	6	9	19:02.401	1 Vta	3.461	109.1	7	2:03.848	111.9
7	3	C.D.E. ULTIMA VUELTA	Jorge Tello Villa	Rk José M. Serrano Gutierrez	MAZDA MX5	EN	7	9	19:11.568	1 Vta	9.167	108.3	5	2:05.219	110.6
8	46	CLUB JARAMA SPORT	Eugenio Moreno Vicente	Rk	BMW 325	EN	8	9	20:03.031	1 Vta	51.463	103.6	8	2:10.213	106.4
9	47	A.E.C.D.	Guillermo Velasco Ortega		DATSUN 120	EN	9	8	19:40.457	2 Vtas	1 Vta	93.9	8	2:24.452	95.9
1															
1	45	CLUB AUTOMOVIL SIERO	Miguel A. Ureña Garcia	José Luis Crespillo Calderon	FORD PUMA 1.6	1	1	9	19:56.571			104.2	4	2:07.270	108.9

Vuelta Rápida Ignacio Leirana Castillo en 1:51.499 a 124.3 Km/h en la vuelta 4

Publicado a las:.....

Comisarios Deportivos:	Director de Carrera:	Cronometrador:
-------------------------------	-----------------------------	-----------------------





Circuito del Jarama

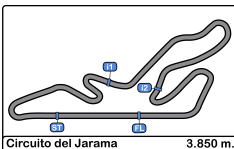
División 1

1ª Carrera

Clasificación Provisional por Vuelta Rápida de Piloto



Clas	Nº	Concursante	Vehiculo	Piloto	Cat	Clas	Vtas.	V.R	Tiempo	Dif 1º	Intervalo	Km/h	
1	1	IGNACIO LEIRANA CASTILLO	CITROEN AX 1.6	Ignacio Leirana Castillo	2B	1	10	4	1:51.499			124.3	
2	2	LA RUINA RACING	HONDA CIVIC 1.6	Alfonso Sangrador Alvarez	2A	1	10	3	1:53.440	1.941	1.941	122.1	
3	12	RASANTE SPORT	CITROEN SAXO 1.6	Jaime Cela Talavera	2B	2	10	8	1:53.834	2.335	0.394	121.7	
4	8	ESCUDERIA GREDOS	PEUGEOT 205 1.6	Javier Moreno Garcia	2B	3	10	8	1:53.913	2.414	0.079	121.6	
5	6	EFICAR TEAM	HONDA CIVIC 1.6	Cristian Sosa De Ana	2A	2	10	2	1:54.624	3.125	0.711	120.9	
6	29	C.D.E. DEYSCOM SPORT	CITROEN SAXO 1.6	Carlos Plazio Gómez	2A	3	10	8	1:55.829	4.330	1.205	119.6	
7	18	C.D.E. ULTIMA VUELTA	HYUNDAI GETZ 1.5 CRDi	Francisco Torres Alcala	2A	4	10	8	1:56.057	4.558	0.228	119.4	
8	14	CHRISTIAN GARCIA GARCIA	HYUNDAI ACCENT 1.6	Christian García García	2A	5	10	2	1:57.475	5.976	1.418	117.9	
9	20	EFICAR TEAM	MERCEDES BENZ 190 2.3	Juan Carlos Lopez Olmo	EN	1	10	3	1:57.756	6.257	0.281	117.7	
10	19	C.D.E. ULTIMA VUELTA	HYUNDAI GETZ 1.5 CRDi	Adrian Martin Abrales	2A	6	10	3	1:57.961	6.462	0.205	117.4	
11	13	CLUB JARAMA SPORT	HYUNDAI GETZ 1.5 CRDi	Sergio Garcia Sardina	2A	7	10	7	1:58.302	6.803	0.341	117.1	
12	11	ESCUDERIA MADRID HISTORIC	BMW E36 325i	Juan Collin Camacho	EN	2	10	4	1:59.678	8.179	1.376	115.8	
13	27	EFICAR TEAM	BMW E36 325i	Teo Antonio Perez Palomo	EN	3	10	10	2:01.944	10.445	2.266	113.6	
14	10	RASANTE SPORT	MAZDA MX5 CUP	Enrique Sanchez Gonzalez	EN	4	10	6	2:03.803	12.304	1.859	111.9	
15	38	RASANTE SPORT	VOLKSWAGEN GOLF	Eduardo Martin Martinez	Rk	EN	5	9	7	2:03.848	12.349	0.045	111.9
16	24	JOSE D. BARTOL SALAZAR	OPEL KADETT 2.0	José David Bartol Salazar	EN	6	9	5	2:04.217	12.718	0.369	111.5	
17	3	C.D.E. ULTIMA VUELTA	MAZDA MX5	José M. Serrano Gutierrez	Rk	EN	7	9	5	2:05.219	13.720	1.002	110.6
18	45	CLUB AUTOMOVIL SIERO	FORD PUMA 1.6	Miguel A. Ureña Garcia	1	1	9	4	2:07.270	15.771	2.051	108.9	
19	23	A.D. CLEMENTE ARROYO	HYUNDAI ACCENT 1.6	Antonio Vígara Tena	2B	4	9	4	2:08.695	17.196	1.425	107.6	
20	46	CLUB JARAMA SPORT	BMW 325	Eugenio Moreno Vicente	EN	8	9	8	2:10.213	18.714	1.518	106.4	
21	47	A.E.C.D.	DATSUN 120	Guillermo Velasco Ortega	EN	9	8	8	2:24.452	32.953	14.239	95.9	



Circuito del Jarama

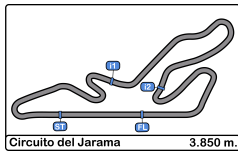
División 1

1ª Carrera

Distancia y Velocidad Media



Cls	Nº	Concursante	Piloto 1	Piloto 2	Vehiculo	Cat	Cls	Vtas.	Distancia	Tiempo	Km/h
1	1	IGNACIO LEIRANA CASTILL	Ignacio Leirana Castillo		CITROEN AX 1.6	2B	1	10	38.50	18:55.490	122.0
2	2	LA RUINA RACING	Alfonso Sangrador Alvarez		HONDA CIVIC 1.6	2A	1	10	38.50	19:00.090	121.5
3	6	EFICAR TEAM	Cristian Sosa De Ana		HONDA CIVIC 1.6	2A	2	10	38.50	19:17.084	119.7
4	8	ESCUADERIA GREDOS	Javier Moreno Garcia		PEUGEOT 205 1.6	2B	2	10	38.50	19:21.219	119.3
5	12	RASANTE SPORT	Jaime Cela Talavera		CITROEN SAXO 1.6	2B	3	10	38.50	19:24.844	118.9
6	14	CHRISTIAN GARCIA GARCIA	Christian García García	Jr	HYUNDAI ACCENT 1.6	2A	3	10	38.50	19:48.741	116.5
7	19	C.D.E. ULTIMA VUELTA	Adrian Martin Abrales	Rk	HYUNDAI GETZ 1.5 CRDi	2A	4	10	38.50	19:54.920	115.9
8	20	EFICAR TEAM	Juan Carlos Lopez Olmo		MERCEDES BENZ 190 2.3	EN	1	10	38.50	20:00.554	115.4
9	29	C.D.E. DEYSCOM SPORT	Carlos Plazio Gómez		CITROEN SAXO 1.6	2A	5	10	38.50	20:02.630	115.2
10	18	C.D.E. ULTIMA VUELTA	Francisco Torres Alcala	Jr	HYUNDAI GETZ 1.5 CRDi	2A	6	10	38.50	20:05.451	114.9
11	13	CLUB JARAMA SPORT	Sergio Garcia Sardina		HYUNDAI GETZ 1.5 CRDi	2A	7	10	38.50	20:15.919	113.9
12	11	ESCUADERIA MADRID HISTO	<u>Juan Collin Camacho</u>	Alvaro Collin Tallavi	BMW E36 325i	EN	2	10	38.50	20:17.491	113.8
13	27	EFICAR TEAM	Teo Antonio Perez Palomo		BMW E36 325i	EN	3	10	38.50	20:41.854	111.6
14	10	RASANTE SPORT	Enrique Sanchez Gonzalez	Rk	MAZDA MX5 CUP	EN	4	10	38.50	20:56.889	110.2
15	24	JOSE D. BARTOL SALAZAR	José David Bartol Salazar	Rk	OPEL KADETT 2.0	EN	5	9	34.65	18:58.940	109.5
16	38	RASANTE SPORT	<u>Eduardo Martin Martinez</u>	Rk Miguel A. Martin Calvo	VOLKSWAGEN GOLF	EN	6	9	34.65	19:02.401	109.1
17	3	C.D.E. ULTIMA VUELTA	Jorge Tello Villa	Rk <u>José M. Serrano Gutierrez</u>	MAZDA MX5	EN	7	9	34.65	19:11.568	108.3
18	45	CLUB AUTOMOVIL SIERO	<u>Miguel A. Ureña Garcia</u>	José Luis Crespillo Calderon	FORD PUMA 1.6	1	1	9	34.65	19:56.571	104.2
19	46	CLUB JARAMA SPORT	Eugenio Moreno Vicente	Rk	BMW 325	EN	8	9	34.65	20:03.031	103.6
20	23	A.D. CLEMENTE ARROYO	<u>Antonio Vigara Tena</u>	Jesus S. Escolar Alvarez	HYUNDAI ACCENT 1.6	2B	4	9	34.65	20:15.319	102.6
21	47	A.E.C.D.	Guillermo Velasco Ortega		DATSUN 120	EN	9	8	30.80	19:40.457	93.9
No clasificados: (Requerimientos: 75% del número de vueltas del lider = 8 Vueltas)											
31		C.D.E. DEYSCOM SPORT	Oscar Plazio Gómez		HONDA CIVIC 1.6	2B	5				
9		EFICAR TEAM	Santiago Castilla Salinero		HYUNDAI GETZ 1.5 CRDi	2B	6				
7		CHEFO SPORT	Jesús A. Hernandez Jimenez		CITROEN SAXO 1.6	2B	7				



Circuito del Jarama

División 1

1ª Carrera

Tiempos Por Vuelta

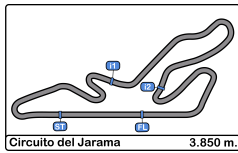


1							8								
1 Ignacio Leirana Castillo							1 Javier Moreno Garcia								
CITROEN AX 1.6							PEUGEOT 205 1.6								
2B							2B								
2							2								
IGNACIO LEIRANA CASTILLO							ESCUDERIA GREDOS								
Vta	D	Tiempo	Sector 1	Sector 2	Sector 3	V.Max	Elapsed	Vta	D	Tiempo	Sector 1	Sector 2	Sector 3	V.Max	Elapsed
1		1:53.013	43.733	37.390	31.890	108.9	1:53.013	1		1:57.330	46.214	39.068	32.048	110.9	1:57.330
2		1:54.134	44.969	37.800	31.365	189.1	3:47.147	2		1:56.943	44.783	39.578	32.582	193.8	3:54.273
3		1:52.272	43.788	37.375	31.109	178.8	5:39.419	3		1:56.700	44.557	39.291	32.852	190.4	5:50.973
4		1:51.499	43.232	37.198	31.069	193.5	7:30.918	4		1:55.895	44.440	38.935	32.520	189.8	7:46.868
5		1:52.118	43.298	37.592	31.228	193.8	9:23.036	5		1:57.558	44.239	40.529	32.790	189.8	9:44.426
6		1:53.974	43.341	38.727	31.906	191.1	11:17.010	6		1:56.309	44.290	39.121	32.898	189.1	11:40.735
7		1:55.284	44.477	38.849	31.958	178.5	13:12.294	7		1:54.150	43.964	38.286	31.900	189.1	13:34.885
8		1:52.521	43.277	37.672	31.572	191.8	15:04.815	8		1:53.913	43.624	38.044	32.245	190.4	15:28.798
9		1:54.336	43.802	39.041	31.493	190.4	16:59.151	9		1:54.926	43.869	38.654	32.403	191.8	17:23.724
10		1:56.339	43.995	39.466	32.878	185.8	18:55.490	10		1:57.495	44.606	39.285	33.604	185.2	19:21.219

2							10								
1 Alfonso Sangrador Alvarez							1 Enrique Sanchez Gonzalez								
HONDA CIVIC 1.6							MAZDA MX5 CUP								
2A							EN								
2							2								
LA RUINA RACING							RASANTE SPORT								
Vta	D	Tiempo	Sector 1	Sector 2	Sector 3	V.Max	Elapsed	Vta	D	Tiempo	Sector 1	Sector 2	Sector 3	V.Max	Elapsed
1		1:53.446	44.208	37.833	31.405	109.3	1:53.446	1		2:14.636	57.297	42.246	35.093	121.7	2:14.636
2		1:53.542	43.818	38.211	31.513	197.0	3:46.988	2		2:06.314	48.093	43.682	34.539	173.6	4:20.950
3		1:53.440	43.351	38.398	31.691	188.8	5:40.428	3		2:05.272	47.387	42.792	35.093	176.4	6:26.222
4		1:53.705	43.513	38.201	31.991	197.8	7:34.133	4		2:04.824	47.356	42.777	34.691	177.9	8:31.046
5		1:54.894	44.389	38.801	31.704	179.7	9:29.027	5		2:04.834	47.572	42.205	35.057	175.8	10:35.880
6		1:53.922	43.404	38.727	31.791	198.8	11:22.949	6		2:03.803	47.498	41.756	34.549	175.8	12:39.683
7		1:53.819	43.516	38.484	31.819	199.2	13:16.768	7		2:04.586	47.400	42.204	34.982	175.6	14:44.269
8		1:53.988	43.641	38.536	31.811	194.2	15:10.756	8		2:03.939	47.544	41.801	34.594	176.1	16:48.208
9		1:54.991	43.967	38.503	32.521	192.8	17:05.747	9		2:04.236	47.275	41.921	35.040	177.3	18:52.444
10		1:54.343	43.387	38.382	32.574	192.5	19:00.090	10		2:04.445	47.286	41.847	35.312	177.9	20:56.889

3							11								
1 Jorge Tello Villa							1 Juan Collin Camacho								
MAZDA MX5							BMW E36 325i								
EN							EN								
2 José M. Serrano Gutierrez							2 Alvaro Collin Tallavi								
C.D.E. ULTIMA VUELTA							ESCUDERIA MADRID HISTORICOS								
Vta	D	Tiempo	Sector 1	Sector 2	Sector 3	V.Max	Elapsed	Vta	D	Tiempo	Sector 1	Sector 2	Sector 3	V.Max	Elapsed
1	2	2:19.288	1:00.672	42.535	36.081	123.9	2:19.288	1	1	2:15.358	1:00.120	40.717	34.521	129.9	2:15.358
2	2	2:09.655	50.434	43.007	36.214	158.8	4:28.943	2	1	2:01.092	47.649	40.332	33.111	177.0	4:16.450
3	2	2:07.258	48.933	43.261	35.064	167.7	6:36.201	3	1	1:59.737	45.919	40.317	33.501	183.9	6:16.187
4	2	2:05.514	48.069	42.496	34.949	168.7	8:41.715	4	1	1:59.678	45.929	40.351	33.398	190.8	8:15.865
5	2	2:05.219	47.967	42.270	34.982	168.4	10:46.934	5	1	1:59.974	46.214	40.299	33.461	188.4	10:15.839
6	2	2:06.312	48.669	42.461	35.182	170.0	12:53.246	6	1	1:59.969	45.750	40.497	33.722	194.2	12:15.808
7	2	2:07.166	49.485	42.562	35.119	168.2	15:00.412	7	1	2:00.847	46.162	40.991	33.694	190.4	14:16.655
8	2	2:05.641	48.322	41.997	35.322	165.6	17:06.053	8	1	1:59.766	46.089	40.343	33.334	186.8	16:16.421
9	2	2:05.515	48.529	42.207	34.779	171.9	19:11.568	9	1	1:59.768	45.923	40.362	33.483	193.5	18:16.189
10	1	2:01.302	46.978	40.601	33.723	188.4	20:17.491	10	1	2:01.302	46.978	40.601	33.723	188.4	20:17.491

6							12								
1 Cristian Sosa De Ana							1 Jaime Cela Talavera								
HONDA CIVIC 1.6							CITROEN SAXO 1.6								
2A							2B								
2							2								
EFICAR TEAM							RASANTE SPORT								
Vta	D	Tiempo	Sector 1	Sector 2	Sector 3	V.Max	Elapsed	Vta	D	Tiempo	Sector 1	Sector 2	Sector 3	V.Max	Elapsed
1		1:55.961	45.690	38.118	32.153	116.1	1:55.961	1		2:08.475	55.366	40.592	32.517	113.8	2:08.475
2		1:54.624	44.177	38.303	32.144	189.4	3:50.585	2		1:56.346	44.293	38.794	33.259	197.8	4:04.821
3		1:55.364	44.697	38.499	32.168	187.5	5:45.949	3		1:55.501	44.169	38.938	32.394	196.3	6:00.322
4		1:55.502	44.624	38.539	32.339	188.1	7:41.451	4		1:55.311	43.690	38.724	32.897	201.1	7:55.633
5		1:55.736	44.661	38.588	32.487	186.5	9:37.187	5		1:55.086	43.866	38.793	32.427	196.7	9:50.719
6		1:56.533	44.596	38.955	32.982	186.5	11:33.720	6		1:55.004	43.770	38.799	32.435	199.6	11:45.723
7		1:56.511	45.276	38.809	32.426	184.3	13:30.231	7		1:54.243	43.598	38.584	32.061	201.8	13:39.966
8		1:55.750	44.750	38.513	32.487	186.5	15:25.981	8		1:53.834	43.485	38.523	31.826	200.7	15:33.800
9		1:55.325	44.686	38.349	32.290	186.2	17:21.306	9		1:54.654	43.796	38.433	32.425	203.3	17:28.454
10		1:55.778	44.557	38.564	32.657	188.8	19:17.084	10		1:56.390	43.777	39.826	32.787	197.4	19:24.844



Circuito del Jarama

División 1

1ª Carrera

Tiempos Por Vuelta



13

1 Sergio Garcia Sardina

HYUNDAI GETZ 1.5 CRDi

20

1 Juan Carlos Lopez Olmo

MERCEDES BENZ 190 2.3

2A

2

CLUB JARAMA SPORT

EN

2

EFICAR TEAM

Vta	D	Tiempo	Sector 1	Sector 2	Sector 3	V.Max	Elapsed	Vta	D	Tiempo	Sector 1	Sector 2	Sector 3	V.Max	Elapsed
1		2:21.852	1:05.463	42.727	33.662	125.7	2:21.852	1		2:05.960	54.682	38.788	32.490	126.1	2:05.960
2		2:00.585	46.842	40.148	33.595	166.9	4:22.437	2		1:57.907	45.735	39.289	32.883	177.0	4:03.867
3		2:00.952	46.348	41.260	33.344	164.6	6:23.389	3		1:57.756	44.811	40.323	32.622	186.5	6:01.623
4		2:00.043	46.155	40.641	33.247	177.0	8:23.432	4		1:59.187	45.830	40.286	33.071	172.8	8:00.810
5		1:58.674	45.901	39.540	33.233	177.0	10:22.106	5		1:58.658	45.482	39.870	33.306	181.5	9:59.468
6		1:58.933	46.274	39.293	33.366	176.7	12:21.039	6		2:01.188	46.856	40.552	33.780	162.8	12:00.656
7		1:58.302	45.565	39.482	33.255	180.6	14:19.341	7		2:01.170	46.401	40.981	33.788	172.5	14:01.826
8		1:58.412	45.609	39.515	33.288	179.4	16:17.753	8		2:02.900	47.410	41.340	34.150	157.4	16:04.726
9		1:58.807	45.798	39.650	33.359	179.7	18:16.560	9		1:57.869	45.461	39.415	32.993	174.1	18:02.595
10		1:59.359	45.960	39.965	33.434	180.3	20:15.919	10		1:57.959	45.121	39.635	33.203	189.8	20:00.554

14

1 Christian García García

HYUNDAI ACCENT 1.6

23

1 Antonio Vigara Tena

HYUNDAI ACCENT 1.6

2A

2

CHRISTIAN GARCIA GARCIA

2B

2 Jesus S. Escolar Alvarez

A.D. CLEMENTE ARROYO

Vta	D	Tiempo	Sector 1	Sector 2	Sector 3	V.Max	Elapsed	Vta	D	Tiempo	Sector 1	Sector 2	Sector 3	V.Max	Elapsed
1		2:04.442	51.776	39.597	33.069	116.3	2:04.442	1		2:23.644	1:03.797	43.696	36.151	115.1	2:23.644
2		1:57.475	44.824	39.703	32.948	179.4	4:01.917	2		2:11.584	52.107	42.927	36.550	165.6	4:35.228
3		1:58.207	45.220	39.913	33.074	179.1	6:00.124	3		2:10.465	50.525	44.143	35.797	175.6	6:45.693
4		1:57.523	45.072	39.558	32.893	180.3	7:57.647	4		2:08.695	49.315	43.837	35.543	169.0	8:54.388
5		1:58.345	44.888	39.764	33.693	183.0	9:55.992	5		2:39.886	49.414	44.061	1:06.411	168.7	11:34.274
6		1:58.166	45.030	39.886	33.250	176.1	11:54.158	6		2:11.016	51.214	43.808	35.994	152.3	13:45.290
7		1:58.198	45.119	39.815	33.264	181.5	13:52.356	7		2:10.086	49.474	44.212	36.400	163.8	15:55.376
8		1:58.682	44.993	40.493	33.196	179.1	15:51.038	8		2:10.422	49.695	43.848	36.879	171.9	18:05.798
9		1:58.037	45.047	39.744	33.246	181.2	17:49.075	9		2:09.521	49.486	43.980	36.055	169.2	20:15.319
10		1:59.666	45.121	41.100	33.445	179.1	19:48.741								

18

1 Francisco Torres Alcalá

HYUNDAI GETZ 1.5 CRDi

24

1 José David Bartol Salazar

OPEL KADETT 2.0

2A

2

C.D.E. ULTIMA VUELTA

EN

2

JOSE D. BARTOL SALAZAR

Vta	D	Tiempo	Sector 1	Sector 2	Sector 3	V.Max	Elapsed	Vta	D	Tiempo	Sector 1	Sector 2	Sector 3	V.Max	Elapsed
1		2:30.241	1:17.543	40.263	32.435	114.7	2:30.241	1		2:16.661	59.215	42.456	34.990	130.5	2:16.661
2		2:00.380	47.001	40.720	32.659	180.6	4:30.621	2		2:06.678	48.132	43.116	35.430	183.9	4:23.339
3		1:58.700	45.720	40.064	32.916	187.5	6:29.321	3		2:06.726	48.786	42.446	35.494	167.7	6:30.065
4		1:57.158	44.545	40.228	32.385	190.4	8:26.479	4		2:05.212	48.120	41.920	35.172	184.3	8:35.277
5		1:56.357	44.789	39.144	32.424	190.8	10:22.836	5		2:04.217	47.700	41.305	35.212	184.3	10:39.494
6		1:56.676	44.828	39.292	32.556	187.8	12:19.512	6		2:05.270	48.118	41.764	35.388	187.5	12:44.764
7		1:56.620	44.885	39.272	32.463	190.4	14:16.132	7		2:05.234	48.217	41.750	35.267	185.8	14:49.998
8		1:56.057	44.535	39.090	32.432	191.1	16:12.189	8		2:04.285	47.925	41.430	34.930	183.3	16:54.283
9		1:56.597	44.968	39.280	32.349	191.1	18:08.786	9		2:04.657	48.046	41.902	34.709	183.0	18:58.940
10		1:56.665	44.984	39.242	32.439	191.4	20:05.451								

19

1 Adrian Martin Abraldes

HYUNDAI GETZ 1.5 CRDi

27

1 Teo Antonio Perez Palomo

BMW E36 325i

2A

2

C.D.E. ULTIMA VUELTA

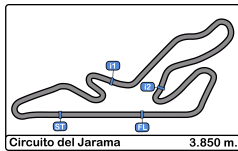
EN

2

EFICAR TEAM

Vta	D	Tiempo	Sector 1	Sector 2	Sector 3	V.Max	Elapsed	Vta	D	Tiempo	Sector 1	Sector 2	Sector 3	V.Max	Elapsed
1		2:05.259	52.355	39.822	33.082	120.2	2:05.259	1		2:15.267	57.624	42.047	35.596	122.1	2:15.267
2		1:59.851	45.798	39.672	34.381	179.7	4:05.110	2		2:03.847	48.245	41.652	33.950	168.4	4:19.114
3		1:57.961	45.420	39.650	32.891	179.7	6:03.071	3		2:02.995	46.458	42.260	34.277	179.1	6:22.109
4		1:58.648	45.525	39.967	33.156	187.8	8:01.719	4		2:03.855	46.321	42.981	34.553	181.5	8:25.964
5		1:58.412	45.559	39.709	33.144	187.1	10:00.131	5		2:04.174	47.620	42.649	33.905	170.6	10:30.138
6		1:58.162	45.403	39.488	33.271	183.3	11:58.293	6		2:02.700	46.204	42.618	33.878	181.2	12:32.838
7		1:58.179	45.560	39.393	33.226	186.5	13:56.472	7		2:02.812	47.400	40.931	34.481	177.0	14:35.650
8		1:58.819	45.487	39.770	33.562	188.1	15:55.291	8		2:01.961	46.449	41.056	34.456	180.6	16:37.611
9		1:59.277	45.999	39.811	33.467	184.3	17:54.568	9		2:02.299	46.835	41.368	34.096	176.7	18:39.910
10		2:00.352	45.955	40.283	34.114	179.7	19:54.920	10		2:01.944	46.659	41.438	33.847	180.0	20:41.854





Circuito del Jarama

División 1

1ª Carrera

Tiempos Por Vuelta



29

1 Carlos Plazio Gómez

CITROEN SAXO 1.6

47

1 Guillermo Velasco Ortega

DATSUN 120

2A

2

C.D.E. DEYSCOM SPORT

EN

2

A.E.C.D.

Vta	D	Tiempo	Sector 1	Sector 2	Sector 3	V.Max	Elapsed	Vta	D	Tiempo	Sector 1	Sector 2	Sector 3	V.Max	Elapsed
1		2:23.811	1:07.449	41.909	34.453	112.0	2:23.811	1		2:40.065	1:09.668	50.645	39.752	102.4	2:40.065
2		2:02.737	49.669	39.700	33.368	174.7	4:26.548	2		2:25.009	54.652	50.448	39.909	141.7	5:05.074
3		1:58.957	45.525	39.749	33.683	186.2	6:25.505	3		2:25.677	54.688	50.494	40.495	140.9	7:30.751
4		1:58.078	45.213	39.879	32.986	186.5	8:23.583	4		2:27.475	55.060	51.533	40.882	141.5	9:58.226
5		1:56.228	44.598	39.123	32.507	187.1	10:19.811	5		2:27.366	55.271	50.683	41.412	133.6	12:25.592
6		1:56.774	44.626	39.369	32.779	184.6	12:16.585	6		2:25.546	54.686	50.879	39.981	140.8	14:51.138
7		1:57.533	45.582	39.351	32.600	186.8	14:14.118	7		2:24.867	54.481	50.470	39.916	142.4	17:16.005
8		1:55.829	44.653	38.705	32.471	185.8	16:09.947	8		2:24.452	54.670	50.152	39.630	142.1	19:40.457
9		1:55.887	44.463	38.858	32.566	188.8	18:05.834								
10		1:56.796	44.593	39.289	32.914	188.4	20:02.630								

31

1 Oscar Plazio Gómez

HONDA CIVIC 1.6

2B

2

C.D.E. DEYSCOM SPORT

Vta	D	Tiempo	Sector 1	Sector 2	Sector 3	V.Max	Elapsed
-----	---	--------	----------	----------	----------	-------	---------

38

1 Eduardo Martin Martinez

VOLKSWAGEN GOLF

EN

2 Miguel A. Martin Calvo

RASANTE SPORT

Vta	D	Tiempo	Sector 1	Sector 2	Sector 3	V.Max	Elapsed
-----	---	--------	----------	----------	----------	-------	---------

1	1	2:19.566	1:01.003	43.083	35.480	129.6	2:19.566
2	1	2:07.915	49.733	42.684	35.498	171.4	4:27.481
3	1	2:06.802	48.727	43.005	35.070	173.9	6:34.283
4	1	2:05.489	48.208	42.088	35.193	183.0	8:39.772
5	1	2:04.836	47.739	41.919	35.178	182.1	10:44.608
6	1	2:04.559	47.780	41.923	34.856	179.1	12:49.167
7	1	2:03.848	47.802	41.627	34.419	182.4	14:53.015
8	1	2:04.388	47.979	41.940	34.469	184.9	16:57.403
9	1	2:04.998	47.820	42.106	35.072	185.5	19:02.401

45

1 Miguel A. Ureña Garcia

FORD PUMA 1.6

1

2 José Luis Crespillo Calderon

CLUB AUTOMOVIL SIERO

Vta	D	Tiempo	Sector 1	Sector 2	Sector 3	V.Max	Elapsed
-----	---	--------	----------	----------	----------	-------	---------

1	1	2:27.563	1:05.066	47.198	35.299	129.1	2:27.563
2	1	2:11.516	52.285	44.379	34.852	157.4	4:39.079
3	1	2:12.582	50.419	45.912	36.251	163.8	6:51.661
4	1	2:07.270	48.802	43.140	35.328	176.4	8:58.931
5	1	2:07.444	48.116	43.479	35.849	173.6	11:06.375
6	1	2:12.865	48.856	46.116	37.893	176.7	13:19.240
7	1	2:11.546	49.249	44.173	38.124	173.0	15:30.786
8	1	2:12.402	51.227	45.259	35.916	156.0	17:43.188
9	1	2:13.383	49.471	45.951	37.961	164.8	19:56.571

46

1 Eugenio Moreno Vicente

BMW 325

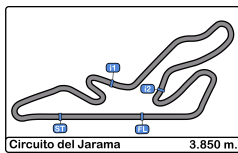
EN

2

CLUB JARAMA SPORT

Vta	D	Tiempo	Sector 1	Sector 2	Sector 3	V.Max	Elapsed
-----	---	--------	----------	----------	----------	-------	---------

1		2:26.110	1:04.109	45.564	36.437	123.4	2:26.110
2		2:12.466	51.870	43.897	36.699	177.9	4:38.576
3		2:14.078	50.603	45.575	37.900	175.3	6:52.654
4		2:11.338	51.324	43.406	36.608	174.7	9:03.992
5		2:12.246	50.548	43.864	37.834	174.4	11:16.238
6		2:12.502	51.967	43.984	36.551	152.9	13:28.740
7		2:11.441	51.396	43.918	36.127	162.4	15:40.181
8		2:10.213	49.551	43.862	36.800	177.3	17:50.394
9		2:12.637	49.770	44.617	38.250	181.5	20:03.031



Circuito del Jarama

División 1

1ª Carrera

Análisis



Num	Tiempo Vta.	Dif. 1º
-----	-------------	---------

Vta 1

1	1:53.013	
2	1:53.446	00.433
6	1:55.961	02.948
8	1:57.330	04.317
14	2:04.442	11.429
19	2:05.259	12.246
20	2:05.960	12.947
12	2:08.475	15.462
10	2:14.636	21.623
27	2:15.267	22.254
11	2:15.358	22.345
24	2:16.661	23.648
3	2:19.288	26.275
38	2:19.566	26.553
13	2:21.852	28.839
23	2:23.644	30.631
29	2:23.811	30.798
46	2:26.110	33.097
45	2:27.563	34.550
18	2:30.241	37.228
47	2:40.065	47.052

Num	Tiempo Vta.	Dif. 1º
-----	-------------	---------

Vta 2

2	1:53.542	
1	1:54.134	00.159
6	1:54.624	03.597
8	1:56.943	07.285
14	1:57.475	14.929
20	1:57.907	16.879
12	1:56.346	17.833
19	1:59.851	18.122
11	2:01.092	29.462
27	2:03.847	32.126
10	2:06.314	33.962
13	2:00.585	35.449
24	2:06.678	36.351
29	2:02.737	39.560
38	2:07.915	40.493
3	2:09.655	41.955

18	2:00.380	43.633
23	2:11.584	48.240
46	2:12.466	51.588
45	2:11.516	52.091
47	2:25.009	1:18.086

Num	Tiempo Vta.	Dif. 1º
-----	-------------	---------

Vta 3

1	1:52.272	
2	1:53.440	01.009
6	1:55.364	06.530
8	1:56.700	11.554
14	1:58.207	20.705
12	1:55.501	20.903
20	1:57.756	22.204
19	1:57.961	23.652
11	1:59.737	36.768
27	2:02.995	42.690
13	2:00.952	43.970
29	1:58.957	46.086
10	2:05.272	46.803
18	1:58.700	49.902
24	2:06.726	50.646
38	2:06.802	54.864
3	2:07.258	56.782
23	2:10.465	1:06.274
45	2:12.582	1:12.242
46	2:14.078	1:13.235
47	2:25.677	1:51.332

Num	Tiempo Vta.	Dif. 1º
-----	-------------	---------

Vta 4

1	1:51.499	
2	1:53.705	03.215
6	1:55.502	10.533
8	1:55.895	15.950
12	1:55.311	24.715
14	1:57.523	26.729
20	1:59.187	29.892
19	1:58.648	30.801
11	1:59.678	44.947
13	2:00.043	52.514
29	1:58.078	52.665

27	2:03.855	55.046
18	1:57.158	55.561
10	2:04.824	1:00.128
24	2:05.212	1:04.359
38	2:05.489	1:08.854
3	2:05.514	1:10.797
23	2:08.695	1:23.470
45	2:07.270	1:28.013
46	2:11.338	1:33.074

Num	Tiempo Vta.	Dif. 1º
-----	-------------	---------

Vta 5

1	1:52.118	
2	1:54.894	05.991
6	1:55.736	14.151
8	1:57.558	21.390
12	1:55.086	27.683
14	1:58.345	32.956
47	2:27.475	1 Lap
20	1:58.658	36.432
19	1:58.412	37.095
11	1:59.974	52.803
29	1:56.228	56.775
13	1:58.674	59.070
18	1:56.357	59.800
27	2:04.174	1:07.102
10	2:04.834	1:12.844
24	2:04.217	1:16.458
38	2:04.836	1:21.572
3	2:05.219	1:23.898
45	2:07.444	1:43.339
46	2:12.246	1:53.202

Num	Tiempo Vta.	Dif. 1º
-----	-------------	---------

Vta 6

1	1:53.974	
2	1:53.922	05.939
6	1:56.533	16.710
23	2:39.886	1 Lap
8	1:56.309	23.725
12	1:55.004	28.713
14	1:58.166	37.148
19	1:58.162	41.283

20	2:01.188	43.646
11	1:59.969	58.798
29	1:56.774	59.575
18	1:56.676	1:02.502
13	1:58.933	1:04.029
47	2:27.366	1 Lap
27	2:02.700	1:15.828
10	2:03.803	1:22.673
24	2:05.270	1:27.754
38	2:04.559	1:32.157
3	2:06.312	1:36.236

Num	Tiempo Vta.	Dif. 1º
-----	-------------	---------

Vta 7

1	1:55.284	
2	1:53.819	04.474
45	2:12.865	1 Lap
46	2:12.502	1 Lap
6	1:56.511	17.937
8	1:54.150	22.591
12	1:54.243	27.672
23	2:11.016	1 Lap
14	1:58.198	40.062
19	1:58.179	44.178
20	2:01.170	49.532
29	1:57.533	1:01.824
18	1:56.620	1:03.838
11	2:00.847	1:04.361
13	1:58.302	1:07.047
27	2:02.812	1:23.356
10	2:04.586	1:31.975
24	2:05.234	1:37.704
47	2:25.546	1 Lap
38	2:03.848	1:40.721
3	2:07.166	1:48.118

Num	Tiempo Vta.	Dif. 1º
-----	-------------	---------

Vta 8

1	1:52.521	
2	1:53.988	05.941
6	1:55.750	21.166
8	1:53.913	23.983
45	2:11.546	1 Lap

12	1:53.834	28.985
46	2:11.441	1 Lap
14	1:58.682	46.223
19	1:58.819	50.476
23	2:10.086	1 Lap
20	2:02.900	59.911
29	1:55.829	1:05.132
18	1:56.057	1:07.374
11	1:59.766	1:11.606
13	1:58.412	1:12.938
27	2:01.961	1:32.796
10	2:03.939	1:43.393
24	2:04.285	1:49.468
38	2:04.388	1:52.588

Num	Tiempo Vta.	Dif. 1º
-----	-------------	---------

Vta 9

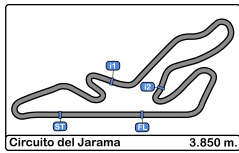
1	1:54.336	
2	1:54.991	06.596
3	2:05.641	1 Lap
47	2:24.867	2 Laps
6	1:55.325	22.155
8	1:54.926	24.573
12	1:54.654	29.303
45	2:12.402	1 Lap
14	1:58.037	49.924
46	2:10.213	1 Lap
19	1:59.277	55.417
20	1:57.869	1:03.444
23	2:10.422	1 Lap
29	1:55.887	1:06.683
18	1:56.597	1:09.635
11	1:59.768	1:17.038
13	1:58.807	1:17.409
27	2:02.299	1:40.759
10	2:04.236	1:53.293

Num	Tiempo Vta.	Dif. 1º
-----	-------------	---------

Vta 10

1	1:56.339	
24	2:04.657	1 Lap
2	1:54.343	04.600
38	2:04.998	1 Lap





Circuito del Jarama

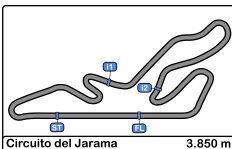
División 1

1ª Carrera

Análisis



3	2:05.515	1 Lap
6	1:55.778	21.594
8	1:57.495	25.729
12	1:56.390	29.354
47	2:24.452	2 Laps
14	1:59.666	53.251
19	2:00.352	59.430
45	2:13.383	1 Lap
20	1:57.959	1:05.064
29	1:56.796	1:07.140
46	2:12.637	1 Lap
18	1:56.665	1:09.961
23	2:09.521	1 Lap
13	1:59.359	1:20.429
11	2:01.302	1:22.001
27	2:01.944	1:46.364
10	2:04.445	2:01.399



Circuito del Jarama

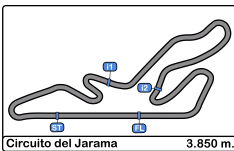
División 1

1ª Carrera

Mejores Sectores



Sector - 1				Sector - 2				Sector - 3				Vuelta Ideal vs Mejor Vuelta				
Clas	Nº	Piloto	Tiempo	Nº	Piloto	Tiempo	Nº	Piloto	Tiempo	Clas	Nº	Piloto	Vta. Ideal	Mejor V.	Clas	
1	1	Ignacio Leirana Castillo	43.232	1	Ignacio Leirana Castillo	37.198	1	Ignacio Leirana Castillo	31.069	1	1	Ignacio Leirana Castillo	1:51.499	1:51.499	1	
2	2	Alfonso Sangrador Alvarez	43.351	2	Alfonso Sangrador Alvarez	37.833	2	Alfonso Sangrador Alvarez	31.405	2	2	Alfonso Sangrador Alvarez	1:52.589	1:53.440	2	
3	12	Jaime Cela Talavera	43.485	8	Javier Moreno Garcia	38.044	12	Jaime Cela Talavera	31.826	3	8	Javier Moreno Garcia	1:53.568	1:53.913	4	
4	8	Javier Moreno Garcia	43.624	6	Cristian Sosa De Ana	38.118	8	Javier Moreno Garcia	31.900	4	12	Jaime Cela Talavera	1:53.744	1:53.834	3	
5	6	Cristian Sosa De Ana	44.177	12	Jaime Cela Talavera	38.433	6	Cristian Sosa De Ana	32.144	5	6	Cristian Sosa De Ana	1:54.439	1:54.624	5	
6	29	Carlos Plazio Gómez	44.463	29	Carlos Plazio Gómez	38.705	18	Francisco Torres Alcalá	32.349	6	29	Carlos Plazio Gómez	1:55.639	1:55.829	6	
7	18	Francisco Torres Alcalá	44.535	20	Juan Carlos Lopez Olm	38.788	29	Carlos Plazio Gómez	32.471	7	18	Francisco Torres Alcalá	1:55.974	1:56.057	7	
8	20	Juan Carlos Lopez Olm	44.811	18	Francisco Torres Alcalá	39.090	20	Juan Carlos Lopez Olm	32.490	8	20	Juan Carlos Lopez Olm	1:56.089	1:57.756	9	
9	14	Christian García García	44.824	13	Sergio Garcia Sardina	39.293	19	Adrian Martin Abrales	32.891	9	14	Christian García García	1:57.275	1:57.475	8	
10	19	Adrian Martin Abrales	45.403	19	Adrian Martin Abrales	39.393	14	Christian García García	32.893	10	19	Adrian Martin Abrales	1:57.687	1:57.961	10	
11	13	Sergio Garcia Sardina	45.565	14	Christian García García	39.558	11	Collin - Collin	33.111	11	13	Sergio Garcia Sardina	1:58.091	1:58.302	11	
12	11	Collin - Collin	45.750	11	Collin - Collin	40.299	13	Sergio Garcia Sardina	33.233	12	11	Collin - Collin	1:59.160	1:59.678	12	
13	27	Teo Antonio Perez	46.204	27	Teo Antonio Perez	40.931	27	Teo Antonio Perez	33.847	13	27	Teo Antonio Perez	2:00.982	2:01.944	13	
14	10	Enrique Sanchez	47.275	24	José David Bartol Salazar	41.305	38	Martin - Martin	34.419	14	10	Enrique Sanchez	2:03.570	2:03.803	14	
15	24	José David Bartol Salazar	47.700	38	Martin - Martin	41.627	10	Enrique Sanchez	34.539	15	24	José David Bartol Salazar	2:03.714	2:04.217	16	
16	38	Martin - Martin	47.739	10	Enrique Sanchez	41.756	24	José David Bartol Salazar	34.709	16	38	Martin - Martin	2:03.785	2:03.848	15	
17	3	Tello - Serrano	47.967	3	Tello - Serrano	41.997	3	Tello - Serrano	34.779	17	3	Tello - Serrano	2:04.743	2:05.219	17	
18	45	Ureña - Crespillo	48.116	23	Vigara - Escolar	42.927	45	Ureña - Crespillo	34.852	18	45	Ureña - Crespillo	2:06.108	2:07.270	18	
19	23	Vigara - Escolar	49.315	45	Ureña - Crespillo	43.140	23	Vigara - Escolar	35.543	19	23	Vigara - Escolar	2:07.785	2:08.695	19	
20	46	Eugenio Moreno Vicent	49.551	46	Eugenio Moreno Vicent	43.406	46	Eugenio Moreno Vicent	36.127	20	46	Eugenio Moreno Vicent	2:09.084	2:10.213	20	
21	47	Guillermo Velasco Ortega	54.481	47	Guillermo Velasco Ortega	50.152	47	Guillermo Velasco Ortega	39.630	21	47	Guillermo Velasco Ortega	2:24.263	2:24.452	21	
22	31	Oscar Plazio Gómez	Transpon	31	Oscar Plazio Gómez	Transpon	31	Oscar Plazio Gómez	Transpon	22	31	Oscar Plazio Gómez	Transpon	Transpo	22	



Circuito del Jarama

División 1

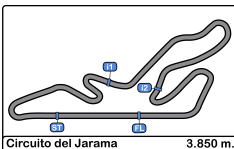
1ª Carrera

Secuencia Lider



<u>Nº</u>	<u>Concursante</u>	<u>Piloto 1</u>	<u>Piloto 2</u>	<u>Vehiculo</u>	<u>Cat</u>	<u>Vta. Inici</u>	<u>Vta. Fin</u>	<u>Vtas.</u>	<u>Total Vtas.</u>
1	IGNACIO LEIRANA CASTILLO	Ignacio Leirana Castillo		CITROEN AX 1.6	2B	1	1	1	1
2	LA RUINA RACING	Alfonso Sangrador Alvarez		HONDA CIVIC 1.6	2A	2	2	1	1
1	IGNACIO LEIRANA CASTILLO	Ignacio Leirana Castillo		CITROEN AX 1.6	2B	3	10	8	9





Circuito del Jarama

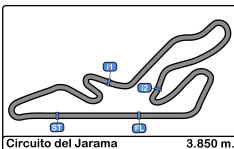
División 1

1ª Carrera

5 Mejores Tiempos



Cl	Nº	Concursante	Piloto 1	Piloto 2	Vehiculo	Cat	Cl	Mejor 1		Mejor 2		Mejor 3		Mejor 4		Mejor 5			
								Tiempo	Vta.	Tiempo	Vta.	Tiempo	Vta.	Tiempo	Vta.	Tiempo	Vta.		
1	1	IGNACIO LEIRANA CASTILLO	Ignacio Leirana Castillo		CITROEN AX 1.6	2B	1	1:51.499	4	1:52.118	5	1:52.272	3	1:52.521	8	1:53.013	1		
2	2	LA RUINA RACING	Alfonso Sangrador Alvarez		HONDA CIVIC 1.6	2A	1	1:53.440	3	1:53.446	1	1:53.542	2	1:53.705	4	1:53.819	7		
3	12	RASANTE SPORT	Jaime Cela Talavera		CITROEN SAXO 1.6	2B	2	1:53.834	8	1:54.243	7	1:54.654	9	1:55.004	6	1:55.086	5		
4	8	ESCUADERIA GREDOS	Javier Moreno Garcia		PEUGEOT 205 1.6	2B	3	1:53.913	8	1:54.150	7	1:54.926	9	1:55.895	4	1:56.309	6		
5	6	EFICAR TEAM	Cristian Sosa De Ana		HONDA CIVIC 1.6	2A	2	1:54.624	2	1:55.325	9	1:55.364	3	1:55.502	4	1:55.736	5		
6	29	C.D.E. DEYSCOM SPORT	Carlos Plazio Gómez		CITROEN SAXO 1.6	2A	3	1:55.829	8	1:55.887	9	1:56.228	5	1:56.774	6	1:56.796	10		
7	18	C.D.E. ULTIMA VUELTA	Francisco Torres Alcala	Jr	HYUNDAI GETZ 1.5 CRDi	2A	4	1:56.057	8	1:56.357	5	1:56.597	9	1:56.620	7	1:56.665	10		
8	14	CHRISTIAN GARCIA GARCIA	Christian García García	Jr	HYUNDAI ACCENT 1.6	2A	5	1:57.475	2	1:57.523	4	1:58.037	9	1:58.166	6	1:58.198	7		
9	20	EFICAR TEAM	Juan Carlos Lopez Olmo		MERCEDES BENZ 190 2.3	EN	1	1:57.756	3	1:57.869	9	1:57.907	2	1:57.959	10	1:58.658	5		
10	19	C.D.E. ULTIMA VUELTA	Adrian Martin Abraldes	Rk	HYUNDAI GETZ 1.5 CRDi	2A	6	1:57.961	3	1:58.162	6	1:58.179	7	1:58.412	5	1:58.648	4		
11	13	CLUB JARAMA SPORT	Sergio Garcia Sardina		HYUNDAI GETZ 1.5 CRDi	2A	7	1:58.302	7	1:58.412	8	1:58.674	5	1:58.807	9	1:58.933	6		
12	11	ESCUADERIA MADRID	<u>Juan Collin Camacho</u>	Alvaro Collin Tallavi	BMW E36 325i	EN	2	1:59.678	4	1:59.737	3	1:59.766	8	1:59.768	9	1:59.969	6		
13	27	EFICAR TEAM	Teo Antonio Perez Palomo		BMW E36 325i	EN	3	2:01.944	10	2:01.961	8	2:02.299	9	2:02.700	6	2:02.812	7		
14	10	RASANTE SPORT	Enrique Sanchez Gonzalez	Rk	MAZDA MX5 CUP	EN	4	2:03.803	6	2:03.939	8	2:04.236	9	2:04.445	10	2:04.586	7		
15	38	RASANTE SPORT	<u>Eduardo Martin Martinez</u>	Rk	Miguel A. Martin Calvo	VOLKSWAGEN GOLF	EN	5	2:03.848	7	2:04.388	8	2:04.559	6	2:04.836	5	2:04.998	9	
16	24	JOSE D. BARTOL SALAZAR	José David Bartol Salazar	Rk		OPEL KADETT 2.0	EN	6	2:04.217	5	2:04.285	8	2:04.657	9	2:05.212	4	2:05.234	7	
17	3	C.D.E. ULTIMA VUELTA	Jorge Tello Villa	Rk	<u>José M. Serrano Gutierrez</u>	Rk	MAZDA MX5	EN	7	2:05.219	5	2:05.514	4	2:05.515	9	2:05.641	8	2:06.312	6
18	45	CLUB AUTOMOVIL SIERO	<u>Miguel A. Ureña Garcia</u>	José Luis Crespillo Calderon		FORD PUMA 1.6	1	2:07.270	4	2:07.444	5	2:11.516	2	2:11.546	7	2:12.402	8		
19	23	A.D. CLEMENTE ARROYO	<u>Antonio Vigará Tena</u>	Jesus S. Escolar Alvarez		HYUNDAI ACCENT 1.6	2B	4	2:08.695	4	2:09.521	9	2:10.086	7	2:10.422	8	2:10.465	3	
20	46	CLUB JARAMA SPORT	Eugenio Moreno Vicente	Rk		BMW 325	EN	8	2:10.213	8	2:11.338	4	2:11.441	7	2:12.246	5	2:12.466	2	
21	47	A.E.C.D.	Guillermo Velasco Ortega			DATSUN 120	EN	9	2:24.452	8	2:24.867	7	2:25.009	2	2:25.546	6	2:25.677	3	
22	31	C.D.E. DEYSCOM SPORT	Oscar Plazio Gómez			HONDA CIVIC 1.6	2B	5											



Circuito del Jarama

División 1

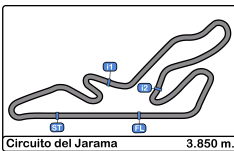
1ª Carrera

5 Mejores Velocidades



Cl	Nº	Concursante	Piloto 1	Piloto 2	Vehiculo	Cat	Cl	V. Max. 1		V. Max. 2		V. Max. 3		V. Max. 4		V. Max. 5		Avg	
								Km/h	Vta.	Km/h	Vta.	Km/h	Vta.	Km/h	Vta.	Km/h	Vta.		
1	12	RASANTE SPORT	Jaime Cela Talavera		CITROEN SAXO 1.6	2B	1	203.3	9	201.8	7	201.1	4	200.7	8	199.6	6	201.3	
2	2	LA RUINA RACING	Alfonso Sangrador Alvarez		HONDA CIVIC 1.6	2A	1	199.2	7	198.8	6	197.8	4	197.0	2	194.2	8	197.4	
3	11	ESCUADERIA MADRID	Juan Collin Camacho	Alvaro Collin Tallavi	BMW E36 325i	EN	1	194.2	6	193.5	9	190.8	4	190.4	7	188.4	5	191.5	
4	1	IGNACIO LEIRANA CASTILLO	Ignacio Leirana Castillo		CITROEN AX 1.6	2B	2	193.8	5	193.5	4	191.8	8	191.1	6	190.4	9	192.1	
5	8	ESCUADERIA GREDOS	Javier Moreno Garcia		PEUGEOT 205 1.6	2B	3	193.8	2	191.8	9	190.4	3	190.4	8	189.8	4	191.2	
6	18	C.D.E. ULTIMA VUELTA	Francisco Torres Alcalá	Jr	HYUNDAI GETZ 1.5 CRDi	2A	2	191.4	10	191.1	8	191.1	9	190.8	5	190.4	4	191.0	
7	20	EFICAR TEAM	Juan Carlos Lopez Olmo		MERCEDES BENZ 190 2.3	EN	2	189.8	10	186.5	3	181.5	5	177.0	2	174.1	9	181.8	
8	6	EFICAR TEAM	Cristian Sosa De Ana		HONDA CIVIC 1.6	2A	3	189.4	2	188.8	10	188.1	4	187.5	3	186.5	5	188.0	
9	29	C.D.E. DEYSCOM SPORT	Carlos Plazio Gómez		CITROEN SAXO 1.6	2A	4	188.8	9	188.4	10	187.1	5	186.8	7	186.5	4	187.5	
10	19	C.D.E. ULTIMA VUELTA	Adrian Martin Abralde	Rk	HYUNDAI GETZ 1.5 CRDi	2A	5	188.1	8	187.8	4	187.1	5	186.5	7	184.3	9	186.7	
11	24	JOSE D. BARTOL SALAZAR	José David Bartol Salazar	Rk	OPEL KADETT 2.0	EN	3	187.5	6	185.8	7	184.3	4	184.3	5	183.9	2	185.1	
12	38	RASANTE SPORT	Eduardo Martín Martínez	Rk	Miguel A. Martín Calvo	VOLKSWAGEN GOLF	EN	4	185.5	9	184.9	8	183.0	4	182.4	7	182.1	5	183.6
13	14	CHRISTIAN GARCIA GARCIA	Christian García García	Jr	HYUNDAI ACCENT 1.6	2A	6	183.0	5	181.5	7	181.2	9	180.3	4	179.4	2	181.0	
14	27	EFICAR TEAM	Teo Antonio Perez Palomo		BMW E36 325i	EN	5	181.5	4	181.2	6	180.6	8	180.0	10	179.1	3	180.4	
15	46	CLUB JARAMA SPORT	Eugenio Moreno Vicente	Rk	BMW 325	EN	6	181.5	9	177.9	2	177.3	8	175.3	3	174.7	4	177.3	
16	13	CLUB JARAMA SPORT	Sergio Garcia Sardina		HYUNDAI GETZ 1.5 CRDi	2A	7	180.6	7	180.3	10	179.7	9	179.4	8	177.0	4	179.4	
17	10	RASANTE SPORT	Enrique Sanchez Gonzalez	Rk	MAZDA MX5 CUP	EN	7	177.9	4	177.9	10	177.3	9	176.4	3	176.1	8	177.1	
18	45	CLUB AUTOMOVIL SIERO	Miguel A. Ureña Garcia	José Luis Crespillo Calderon	FORD PUMA 1.6	1	1	176.7	6	176.4	4	173.6	5	173.0	7	164.8	9	172.9	
19	23	A.D. CLEMENTE ARROYO	Antonio Vigará Tena	Jesus S. Escolar Alvarez	HYUNDAI ACCENT 1.6	2B	4	175.6	3	171.9	8	169.2	9	169.0	4	168.7	5	170.9	
20	3	C.D.E. ULTIMA VUELTA	Jorge Tello Villa	Rk	José M. Serrano Gutierrez	MAZDA MX5	EN	8	171.9	9	170.0	6	168.7	4	168.4	5	168.2	7	169.5
21	47	A.E.C.D.	Guillermo Velasco Ortega		DATSUN 120	EN	9	142.4	7	142.1	8	141.7	2	141.5	4	140.9	3	141.7	
22	31	C.D.E. DEYSCOM SPORT	Oscar Plazio Gómez		HONDA CIVIC 1.6	2B	5	112.3	1									112.3	





Circuito del Jarama

División 1

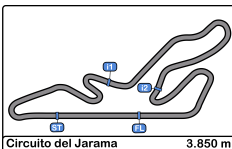
1ª Carrera

Secuencia Vueltas Rápidas



<u>Vta.</u>	<u>Hora Día</u>	<u>Tiempo Sesión</u>	<u>Nº</u>	<u>Concursante</u>	<u>Piloto 1</u>	<u>Piloto 2</u>	<u>Vehículo</u>	<u>Cat</u>	<u>Tiempo</u>	<u>Km/h</u>
3	15:25:30.165	5:39.165	1	IGNACIO LEIRANA	Ignacio Leirana Castillo		CITROEN AX 1.6	2B	1:52.272	123.4
4	15:27:21.664	7:30.664	1	IGNACIO LEIRANA	Ignacio Leirana Castillo		CITROEN AX 1.6	2B	1:51.499	124.3





Circuito del Jarama

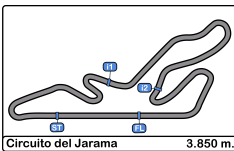
División 1

1ª Carrera

Mejor Maxima Velocidad del Evento



Nº	Concursante	Piloto 1	Piloto 2	Vehiculo	Cat	Km/h	Sesión
12	RASANTE SPORT	Jaime Cela Talavera		CITROEN SAXO 1.6	2B	203.3	1ª Carrera
2	LA RUINA RACING	Alfonso Sangrador Alvarez		HONDA CIVIC 1.6	2A	200.3	Entrenamiento OPTATIVO - 1
11	ESCUDERIA MADRID	Juan Collin Camacho	Alvaro Collin Tallavi	BMW E36 325i	EN	198.8	Entrenamiento cronometrado
1	IGNACIO LEIRANA CASTILLO	Ignacio Leirana Castillo		CITROEN AX 1.6	2B	194.2	Entrenamiento cronometrado
8	ESCUDERIA GREDOS	Javier Moreno Garcia		PEUGEOT 205 1.6	2B	193.8	1ª Carrera
20	EFICAR TEAM	Juan Carlos Lopez Olmo		MERCEDES BENZ 190 2.3	EN	191.8	Entrenamiento cronometrado
18	C.D.E. ULTIMA VUELTA	Francisco Torres Alcala	Jr	HYUNDAI GETZ 1.5 CRDi	2A	191.4	1ª Carrera
6	EFICAR TEAM	Cristian Sosa De Ana		HONDA CIVIC 1.6	2A	189.4	1ª Carrera
31	C.D.E. DEYSCOM SPORT	Oscar Plazio Gómez		HONDA CIVIC 1.6	2B	189.1	Entrenamiento cronometrado
19	C.D.E. ULTIMA VUELTA	Adrian Martin Abraldes	Rk	HYUNDAI GETZ 1.5 CRDi	2A	188.8	Entrenamiento OPTATIVO - 2
29	C.D.E. DEYSCOM SPORT	Carlos Plazio Gómez		CITROEN SAXO 1.6	2A	188.8	1ª Carrera
9	EFICAR TEAM	Santiago Castilla Salinero		HYUNDAI GETZ 1.5 CRDi	2B	188.4	Entrenamiento cronometrado
24	JOSE D. BARTOL SALAZAR	José David Bartol Salazar	Rk	OPEL KADETT 2.0	EN	187.8	Entrenamiento OPTATIVO - 2
38	RASANTE SPORT	Eduardo Martin Martinez	Rk Miguel A. Martin Calvo	VOLKSWAGEN GOLF	EN	185.5	Entrenamiento cronometrado
46	CLUB JARAMA SPORT	Eugenio Moreno Vicente	Rk	BMW 325	EN	184.6	Entrenamiento OPTATIVO - 2
27	EFICAR TEAM	Teo Antonio Perez Palomo		BMW E36 325i	EN	183.9	Entrenamiento cronometrado
14	CHRISTIAN GARCIA GARCIA	Christian García García	Jr	HYUNDAI ACCENT 1.6	2A	183.0	1ª Carrera
13	CLUB JARAMA SPORT	Sergio Garcia Sardina		HYUNDAI GETZ 1.5 CRDi	2A	180.9	Entrenamiento cronometrado
10	RASANTE SPORT	Enrique Sanchez Gonzalez	Rk	MAZDA MX5 CUP	EN	178.5	Entrenamiento cronometrado
45	CLUB AUTOMOVIL SIERO	Miguel A. Ureña Garcia	José Luis Crespillo Calderon	FORD PUMA 1.6	1	176.7	1ª Carrera
3	C.D.E. ULTIMA VUELTA	Jorge Tello Villa	Rk José M. Serrano Gutierrez	MAZDA MX5	EN	175.6	Entrenamiento OPTATIVO - 2
23	A.D. CLEMENTE ARROYO	Antonio Vigara Tena	Jesus S. Escolar Alvarez	HYUNDAI ACCENT 1.6	2B	175.6	1ª Carrera
7	CHEFO SPORT	Jesús A. Hernandez Jimenez		CITROEN SAXO 1.6	2B	173.9	Entrenamiento OPTATIVO - 2
35	SMC Junior Motorsport	Mauricio Bajo		SEAT 124 SPORT	2B	168.4	Entrenamiento cronometrado
34	SMC Junior Motorsport	Alvaro Bajo		RENAULT 8 GORDINI	2B	158.5	Entrenamiento cronometrado
47	A.E.C.D.	Guillermo Velasco Ortega		DATSUN 120	EN	142.8	Entrenamiento cronometrado



Circuito del Jarama

División 1

1ª Carrera

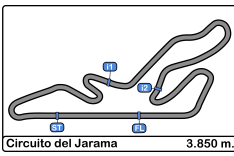
Cuentavueltas



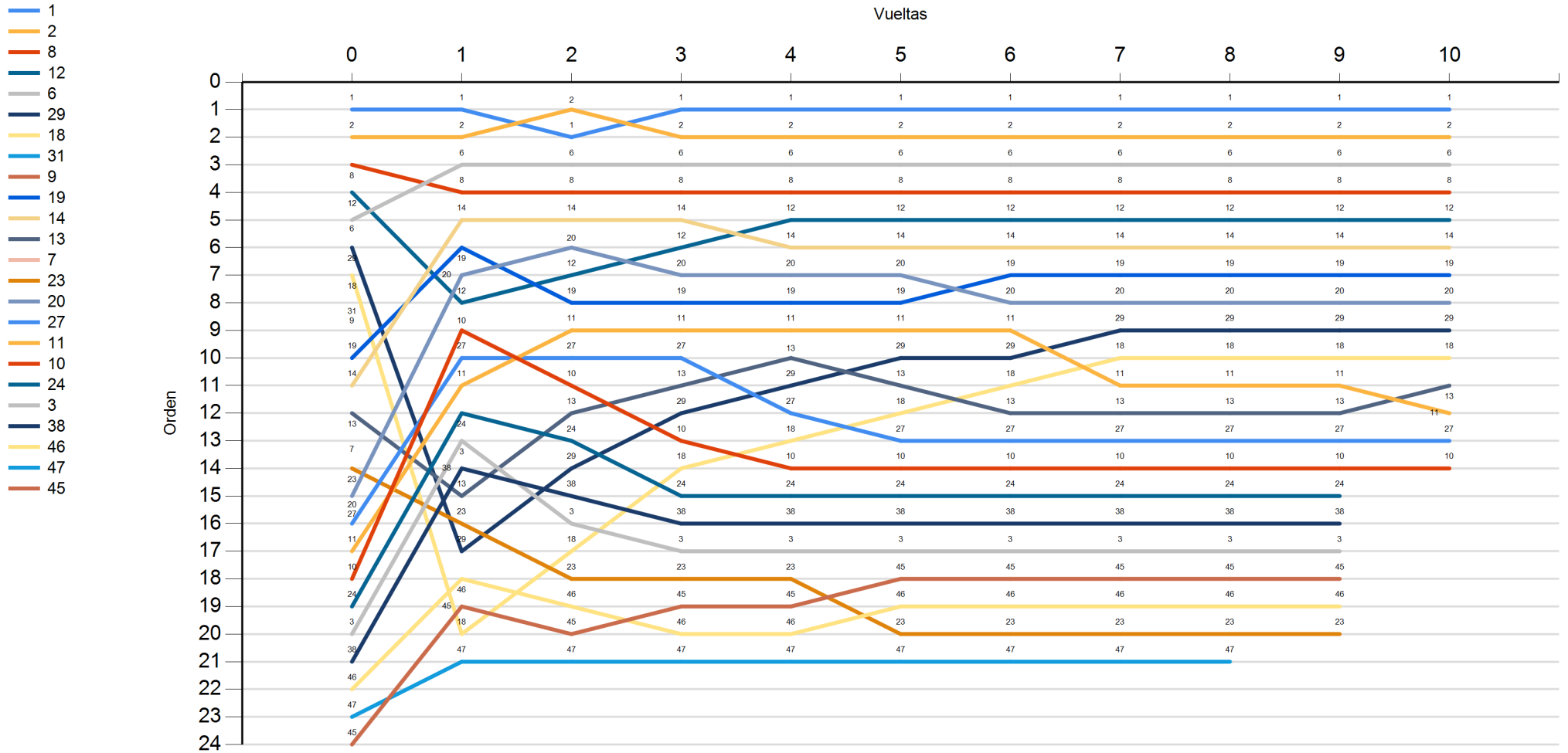
Vta.

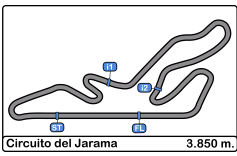
Nr	Po	Grid	1	2	3	4	5	6	7	8	9	10
1	1	1	1	2	1	1	1	1	1	1	1	1
2	2	2	2	1	2	2	2	2	2	2	2	2
8	3	8	6	6	6	6	6	6	6	6	6	6
12	4	12	8	8	8	8	8	8	8	8	8	8
6	5	6	14	14	14	12	12	12	12	12	12	12
29	6	29	19	20	12	14	14	14	14	14	14	14
18	7	18	20	12	20	20	20	19	19	19	19	19
31	8	31	12	19	19	19	19	20	20	20	20	20
9	9	9	10	11	11	11	11	11	29	29	29	29
19	10	19	27	27	27	13	29	29	18	18	18	18
14	11	14	11	10	13	29	13	18	11	11	11	13
13	12	13	24	13	29	27	18	13	13	13	13	11
7	13	7	3	24	10	18	27	27	27	27	27	27
23	14	23	38	29	18	10	10	10	10	10	10	10
20	15	20	13	38	24	24	24	24	24	24	24	
27	16	27	23	3	38	38	38	38	38	38	38	
11	17	11	29	18	3	3	3	3	3	3	3	
10	18	10	46	23	23	23	45	45	45	45	45	
24	19	24	45	46	45	45	46	46	46	46	46	
3	20	3	18	45	46	46	23	23	23	23	23	
38	21	38	47	47	47	47	47	47	47	47	47	
46	22	46										
47	23	47										
45	24	45										





Circuito del Jarama
División 1
1ª Carrera
Cuentavueltas Gráfico





Circuito del Jarama

División 1

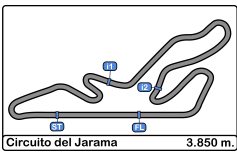
1ª Carrera

Tiempos Parada en Pit



<u>Nr.</u>	<u>Hora Día</u> <u>En.</u>	<u>Concursante</u>	<u>Nac</u>	<u>Piloto 1</u>	<u>Nac</u>	<u>Piloto 2</u>	<u>Nac</u>	<u>Vehiculo</u>	<u>Cat</u>	<u>Tiempo Entra.</u>	<u>Stop N°</u>	<u>Tiempo Box</u>	<u>Handicap</u>	<u>Penalty</u>
------------	-------------------------------	--------------------	------------	-----------------	------------	-----------------	------------	-----------------	------------	----------------------	----------------	-------------------	-----------------	----------------





Circuito del Jarama
División 1
1ª Carrera
Resultados Finales



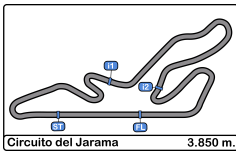
Cls	Nº	Concursante	Piloto 1	Piloto 2	Vehiculo	Cat	Cl	Vtas.	Tiempo	Dif 1º	Intervalo	Km/h	V.R.	Tiempo	Km/h		
1	1	IGNACIO LEIRANA CASTILL	Ignacio Leirana Castillo		CITROEN AX 1.6	2B	1	10	18:55.490			122.0	4	1:51.499	124.3		
2	2	LA RUINA RACING	Alfonso Sangrador Alvarez		HONDA CIVIC 1.6	2A	1	10	19:00.090	4.600	4.600	121.5	3	1:53.440	122.1		
3	6	EFICAR TEAM	Cristian Sosa De Ana		HONDA CIVIC 1.6	2A	2	10	19:17.084	21.594	16.994	119.7	2	1:54.624	120.9		
4	8	ESCUADERIA GREDOS	Javier Moreno Garcia		PEUGEOT 205 1.6	2B	2	10	19:21.219	25.729	4.135	119.3	8	1:53.913	121.6		
5	12	RASANTE SPORT	Jaime Cela Talavera		CITROEN SAXO 1.6	2B	3	10	19:24.844	29.354	3.625	118.9	8	1:53.834	121.7		
6	14	CHRISTIAN GARCIA GARCI	Christian García García	Jr	HYUNDAI ACCENT 1.6	2A	3	10	19:48.741	53.251	23.897	116.5	2	1:57.475	117.9		
7	19	C.D.E. ULTIMA VUELTA	Adrian Martin Abrales	Rk	HYUNDAI GETZ 1.5 CRDi	2A	4	10	19:54.920	59.430	6.179	115.9	3	1:57.961	117.4		
8	20	EFICAR TEAM	Juan Carlos Lopez Olmo		MERCEDES BENZ 190 2.3	EN	1	10	20:00.554	1:05.064	5.634	115.4	3	1:57.756	117.7		
9	29	C.D.E. DEYSCOM SPORT	Carlos Plazio Gómez		CITROEN SAXO 1.6	2A	5	10	20:02.630	1:07.140	2.076	115.2	8	1:55.829	119.6		
10	18	C.D.E. ULTIMA VUELTA	Francisco Torres Alcala	Jr	HYUNDAI GETZ 1.5 CRDi	2A	6	10	20:05.451	1:09.961	2.821	114.9	8	1:56.057	119.4		
11	13	CLUB JARAMA SPORT	Sergio Garcia Sardina		HYUNDAI GETZ 1.5 CRDi	2A	7	10	20:15.919	1:20.429	10.468	113.9	7	1:58.302	117.1		
12	11	ESCUADERIA MADRID	Juan Collin Camacho	Alvaro Collin Tallavi	BMW E36 325i	EN	2	10	20:17.491	1:22.001	1.572	113.8	4	1:59.678	115.8		
13	27	EFICAR TEAM	Teo Antonio Perez Palomo		BMW E36 325i	EN	3	10	20:41.854	1:46.364	24.363	111.6	10	2:01.944	113.6		
14	10	RASANTE SPORT	Enrique Sanchez Gonzalez	Rk	MAZDA MX5 CUP	EN	4	10	20:56.889	2:01.399	15.035	110.2	6	2:03.803	111.9		
15	24	JOSE D. BARTOL SALAZAR	José David Bartol Salazar	Rk	OPEL KADETT 2.0	EN	5	9	18:58.940	1 Vta	1 Vta	109.5	5	2:04.217	111.5		
16	38	RASANTE SPORT	Eduardo Martin Martinez	Rk	Miguel A. Martin Calvo	VOLKSWAGEN GOLF	EN	6	9	19:02.401	1 Vta	3.461	109.1	7	2:03.848	111.9	
17	3	C.D.E. ULTIMA VUELTA	Jorge Tello Villa	Rk	José M. Serrano Gutierrez	Rk	MAZDA MX5	EN	7	9	19:11.568	1 Vta	9.167	108.3	5	2:05.219	110.6
18	45	CLUB AUTOMOVIL SIERO	Miguel A. Ureña Garcia	José Luis Crespillo Calderon	FORD PUMA 1.6	1	1	9	19:56.571	1 Vta	45.003	104.2	4	2:07.270	108.9		
19	46	CLUB JARAMA SPORT	Eugenio Moreno Vicente	Rk	BMW 325	EN	8	9	20:03.031	1 Vta	6.460	103.6	8	2:10.213	106.4		
20	23	A.D. CLEMENTE ARROYO	Antonio Vígara Tena	Jesus S. Escolar Alvarez	HYUNDAI ACCENT 1.6	2B	4	9	20:15.319	1 Vta	12.288	102.6	4	2:08.695	107.6		
21	47	A.E.C.D.	Guillermo Velasco Ortega		DATSUN 120	EN	9	8	19:40.457	2 Vtas	1 Vta	93.9	8	2:24.452	95.9		
No clasificados: (Requerimientos: 75% del número de vueltas del lider = 8 Vueltas)																	
	31	C.D.E. DEYSCOM SPORT	Oscar Plazio Gómez		HONDA CIVIC 1.6	2B	5										
	9	EFICAR TEAM	Santiago Castilla Salinero		HYUNDAI GETZ 1.5 CRDi	2B	6										
	7	CHEFO SPORT	Jesús A. Hernandez Jimenez		CITROEN SAXO 1.6	2B	7										

Vuelta Rápida Ignacio Leirana Castillo en 1:51.499 a 124.3 Km/h en la vuelta 4

Publicado a las:.....

Comisarios Deportivos:	Director de Carrera:	Cronometrador:
-------------------------------	-----------------------------	-----------------------

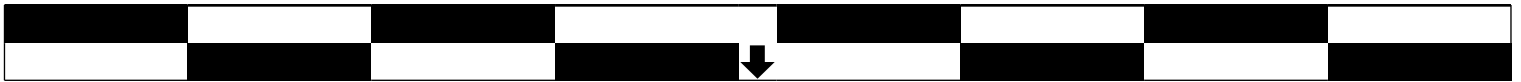




Circuito del Jarama
División 1
2ª Carrera
Parrilla de Salida



23	47	Guillermo Velasco Ortega	2:26.750	.12.	2:09.380	José Luis Crespillo Calderon	45	24
21	27	Teo Antonio Perez Palomo	1:59.013	.11.	1:56.834	Juan Carlos Lopez Olmo	20	22
19	10	Enrique Sanchez Gonzalez	2:01.727	.10.	1:59.341	Alvaro Collin Tallavi	11	20
17	3	Jorge Tello Villa	2:02.295	.9.	2:02.176	José David Bartol Salazar	24	18
15	46	Eugenio Moreno Vicente	2:07.347	.8.	2:04.393	Miguel A. Martin Calvo	38	16
13	7	Jesús A. Hernandez Jimenez	2:05.933	.7.	2:06.997	Jesus S. Escolar Alvarez	23	14
11	14	Christian García García	1:57.338	.6.	1:57.687	Sergio Garcia Sardina	13	12
9	9	Santiago Castilla Salinero	1:56.863	.5.	1:57.096	Adrian Martin Abraldes	19	10
7	2	Alfonso Sangrador Alvarez	1:51.491	.4.	1:50.378	Ignacio Leirana Castillo	1	8
5	12	Jaime Cela Talavera	1:55.114	.3.	1:53.900	Javier Moreno Garcia	8	6
3	29	Carlos Plazio Gómez	1:55.920	.2.	1:55.765	Cristian Sosa De Ana	6	4
1	31	Oscar Plazio Gómez	1:56.495	.1.	1:56.062	Francisco Torres Alcala	18	2



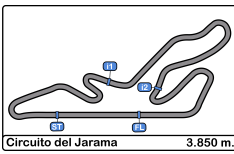
Pole

Publicada a las:.....

Comisarios Deportivos:

Cronometrador:





Circuito del Jarama

División 1

2ª Carrera


Resultados Provisionales



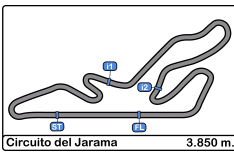
Cls	Nº	Concursante	Piloto 1	Piloto 2	Vehiculo	Cat	Cl	Vtas.	Tiempo	Dif 1º	Intervalo	Km/h	V.R.	Tiempo	Km/h		
1	1	IGNACIO LEIRANA CASTILL	Ignacio Leirana Castillo		CITROEN AX 1.6	2B	1	10	18:58.196			121.7	3	1:51.067	124.7		
2	2	LA RUINA RACING	Alfonso Sangrador Alvarez		HONDA CIVIC 1.6	2A	1	10	19:02.377	4.181	4.181	121.3	2	1:52.208	123.5		
3	20	EFICAR TEAM	Juan Carlos Lopez Olmo		MERCEDES BENZ 190 2.3	EN	1	10	19:31.684	33.488	29.307	118.2	6	1:55.010	120.5		
4	29	C.D.E. DEYSCOM SPORT	Carlos Plazio Gómez		CITROEN SAXO 1.6	2A	2	10	19:33.492	35.296	1.808	118.1	10	1:55.573	119.9		
5	14	CHRISTIAN GARCIA GARCI	Christian García García	Jr	HYUNDAI ACCENT 1.6	2A	3	10	19:35.027	36.831	1.535	117.9	3	1:56.494	118.9		
6	18	C.D.E. ULTIMA VUELTA	Francisco Torres Alcalá	Jr	HYUNDAI GETZ 1.5 CRDi	2A	4	10	19:38.744	40.548	3.717	117.5	7	1:56.264	119.2		
7	8	ESCUADERIA GREDOS	Javier Moreno García		PEUGEOT 205 1.6	2B	2	10	19:43.338	45.142	4.594	117.1	3	1:55.804	119.6		
8	13	CLUB JARAMA SPORT	Sergio Garcia Sardina		HYUNDAI GETZ 1.5 CRDi	2A	5	10	19:52.084	53.888	8.746	116.2	2	1:58.034	117.4		
9	19	C.D.E. ULTIMA VUELTA	Adrian Martin Abraldes	Rk	HYUNDAI GETZ 1.5 CRDi	2A	6	10	19:52.592	54.396	0.508	116.2	3	1:58.232	117.2		
10	12	RASANTE SPORT	Jaime Cela Talavera		CITROEN SAXO 1.6	2B	3	10	20:22.938	1:24.742	30.346	113.3	3	1:56.009	119.4		
11	11	ESCUADERIA MADRID	Juan Collin Camacho	<u>Alvaro Collin Tallavi</u>	BMW E36 325i	EN	2	10	20:27.635	1:29.439	4.697	112.9	6	2:00.072	115.4		
12	3	C.D.E. ULTIMA VUELTA	<u>Jorge Tello Villa</u>	Rk	José M. Serrano Gutierrez	Rk	MAZDA MX5	EN	3	10	20:31.158	1:32.962	3.523	112.5	8	2:01.658	113.9
13	24	JOSE D. BARTOL SALAZAR	José David Bartol Salazar	Rk	OPEL KADETT 2.0	EN	4	10	20:49.806	1:51.610	18.648	110.8	4	2:04.105	111.6		
14	27	EFICAR TEAM	Teo Antonio Perez Palomo		BMW E36 325i	EN	5	10	20:50.653	1:52.457	0.847	110.8	4	2:02.291	113.3		
15	38	RASANTE SPORT	Eduardo Martin Martinez	Rk	<u>Miguel A. Martin Calvo</u>	VOLKSWAGEN GOLF	EN	6	10	20:51.293	1:53.097	0.640	110.7	3	2:03.298	112.4	
16	45	CLUB AUTOMOVIL SIERO	Miguel A. Ureña García		<u>José Luis Crespillo Calderon</u>	FORD PUMA 1.6	1	1	9	19:06.310	1 Vta	1 Vta	108.8	5	2:04.754	111.0	
17	46	CLUB JARAMA SPORT	Eugenio Moreno Vicente	Rk	BMW 325	EN	7	8	18:50.478	2 Vtas	1 Vta	98.0	4	2:08.344	107.9		
18	47	A.E.C.D.	Guillermo Velasco Ortega		DATSUN 120	EN	8	8	19:31.779	2 Vtas	41.301	94.6	3	2:24.017	96.2		
No clasificados: (Requerimientos: 75% del número de vueltas del lider = 8 Vueltas)																	
23	A.D. CLEMENTE ARROYO	Antonio Vigara Tena		<u>Jesus S. Escolar Alvarez</u>	HYUNDAI ACCENT 1.6	2B	4	6	12:39.570	4 Vtas	2 Vtas	109.4	3	2:05.449	110.4		
10	RASANTE SPORT	Enrique Sanchez Gonzalez	Rk		MAZDA MX5 CUP	EN	9	5	20:38.021	5 Vtas	1 Vta	55.9	3	2:03.461	112.2		
31	C.D.E. DEYSCOM SPORT	Oscar Plazio Gómez			HONDA CIVIC 1.6	2B	5										
6	EFICAR TEAM	Cristian Sosa De Ana			HONDA CIVIC 1.6	2A	7										
9	EFICAR TEAM	Santiago Castilla Salinero			HYUNDAI GETZ 1.5 CRDi	2B	6										
7	CHEFO SPORT	Jesús A. Hernandez Jimenez			CITROEN SAXO 1.6	2B	7										

Vuelta Rápida Ignacio Leirana Castillo en 1:51.067 a 124.8 Km/h en la vuelta 3

Publicado a las:.....

Comisarios Deportivos:	Director de Carrera:	Cronometrador: 
-------------------------------	-----------------------------	---





Circuito del Jarama

División 1

2ª Carrera


Resultados Provisionales por categoría



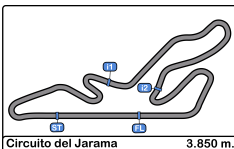
Cls	Nº	Concursante	Piloto 1	Piloto 2	Vehiculo	Cat	Cl	Vtas.	Tiempo	Dif 1º	Intervalo	Km/h	V.R.	Tiempo	Km/h	
2B																
1	1	IGNACIO LEIRANA CASTILL	Ignacio Leirana Castillo		CITROEN AX 1.6	2B	1	10	18:58.196			121.7	3	1:51.067	124.7	
2	8	ESCUADERIA GREDOS	Javier Moreno Garcia		PEUGEOT 205 1.6	2B	2	10	19:43.338	45.142	45.142	117.1	3	1:55.804	119.6	
3	12	RASANTE SPORT	Jaime Cela Talavera		CITROEN SAXO 1.6	2B	3	10	20:22.938	1:24.742	39.600	113.3	3	1:56.009	119.4	
No clasificados: (Requerimientos: 75% del número de vueltas del lider = 8 Vueltas)																
	23	A.D. CLEMENTE ARROYO	Antonio Vigara Tena	<u>Jesus S. Escolar Alvarez</u>	HYUNDAI ACCENT 1.6	2B	4	6	12:39.570	4 Vtas	4 Vtas	109.4	3	2:05.449	110.4	
	31	C.D.E. DEYSCOM SPORT	Oscar Plazio Gómez		HONDA CIVIC 1.6	2B	5									
	9	EFICAR TEAM	Santiago Castilla Salinero		HYUNDAI GETZ 1.5 CRDi	2B	6									
	7	CHEFO SPORT	Jesús A. Hernandez Jimenez		CITROEN SAXO 1.6	2B	7									
2A																
1	2	LA RUINA RACING	Alfonso Sangrador Alvarez		HONDA CIVIC 1.6	2A	1	10	19:02.377			121.3	2	1:52.208	123.5	
2	29	C.D.E. DEYSCOM SPORT	Carlos Plazio Gómez		CITROEN SAXO 1.6	2A	2	10	19:33.492	35.296	31.115	118.1	10	1:55.573	119.9	
3	14	CHRISTIAN GARCIA GARCIA	Christian García García	Jr	HYUNDAI ACCENT 1.6	2A	3	10	19:35.027	36.831	1.535	117.9	3	1:56.494	118.9	
4	18	C.D.E. ULTIMA VUELTA	Francisco Torres Alcalá	Jr	HYUNDAI GETZ 1.5 CRDi	2A	4	10	19:38.744	40.548	3.717	117.5	7	1:56.264	119.2	
5	13	CLUB JARAMA SPORT	Sergio Garcia Sardina		HYUNDAI GETZ 1.5 CRDi	2A	5	10	19:52.084	53.888	13.340	116.2	2	1:58.034	117.4	
6	19	C.D.E. ULTIMA VUELTA	Adrian Martin Abrales	Rk	HYUNDAI GETZ 1.5 CRDi	2A	6	10	19:52.592	54.396	0.508	116.2	3	1:58.232	117.2	
No clasificados: (Requerimientos: 75% del número de vueltas del lider = 8 Vueltas)																
	6	EFICAR TEAM	Cristian Sosa De Ana		HONDA CIVIC 1.6	2A	7									
EN																
1	20	EFICAR TEAM	Juan Carlos Lopez Olmo		MERCEDES BENZ 190 2.3	EN	1	10	19:31.684			118.2	6	1:55.010	120.5	
2	11	ESCUADERIA MADRID	Juan Collin Camacho	<u>Alvaro Collin Tallavi</u>	BMW E36 325i	EN	2	10	20:27.635	1:29.439	55.951	112.9	6	2:00.072	115.4	
3	3	C.D.E. ULTIMA VUELTA	<u>Jorge Tello Villa</u>	Rk	José M. Serrano Gutierrez	Rk	3	10	20:31.158	1:32.962	3.523	112.5	8	2:01.658	113.9	
4	24	JOSE D. BARTOL SALAZAR	José David Bartol Salazar	Rk	OPEL KADETT 2.0	EN	4	10	20:49.806	1:51.610	18.648	110.8	4	2:04.105	111.6	
5	27	EFICAR TEAM	Teo Antonio Perez Palomo		BMW E36 325i	EN	5	10	20:50.653	1:52.457	0.847	110.8	4	2:02.291	113.3	
6	38	RASANTE SPORT	Eduardo Martin Martinez	Rk	<u>Miguel A. Martin Calvo</u>	VOLKSWAGEN GOLF	EN	6	10	20:51.293	1:53.097	0.640	110.7	3	2:03.298	112.4
7	46	CLUB JARAMA SPORT	Eugenio Moreno Vicente	Rk	BMW 325	EN	7	8	18:50.478	2 Vtas	2 Vtas	98.0	4	2:08.344	107.9	
8	47	A.E.C.D.	Guillermo Velasco Ortega		DATSUN 120	EN	8	8	19:31.779	2 Vtas	41.301	94.6	3	2:24.017	96.2	
No clasificados: (Requerimientos: 75% del número de vueltas del lider = 8 Vueltas)																
	10	RASANTE SPORT	Enrique Sanchez Gonzalez	Rk	MAZDA MX5 CUP	EN	9	5	20:38.021	5 Vtas	3 Vtas	55.9	3	2:03.461	112.2	
1																
1	45	CLUB AUTOMOVIL SIERO	Miguel A. Ureña Garcia	<u>José Luis Crespillo Calderon</u>	FORD PUMA 1.6	1	1	9	19:06.310			108.8	5	2:04.754	111.0	

Vuelta Rápida Ignacio Leirana Castillo en 1:51.067 a 124.8 Km/h en la vuelta 3

Publicado a las:.....

Comisarios Deportivos:	Director de Carrera:	Cronometrador: 
-------------------------------	-----------------------------	---





Circuito del Jarama

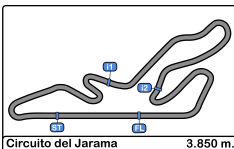
División 1

2ª Carrera

Clasificación Provisional por Vuelta Rápida de Piloto



Clas	Nº	Concursante	Vehiculo	Piloto	Cat	Clas	Vtas.	V.R	Tiempo	Dif 1º	Intervalo	Km/h	
1	1	IGNACIO LEIRANA CASTILLO	CITROEN AX 1.6	Ignacio Leirana Castillo	2B	1	10	3	1:51.067			124.7	
2	2	LA RUINA RACING	HONDA CIVIC 1.6	Alfonso Sangrador Alvarez	2A	1	10	2	1:52.208	1.141	1.141	123.5	
3	20	EFICAR TEAM	MERCEDES BENZ 190 2.3	Juan Carlos Lopez Olmo	EN	1	10	6	1:55.010	3.943	2.802	120.5	
4	29	C.D.E. DEYSCOM SPORT	CITROEN SAXO 1.6	Carlos Plazio Gómez	2A	2	10	10	1:55.573	4.506	0.563	119.9	
5	8	ESCUADERIA GREDOS	PEUGEOT 205 1.6	Javier Moreno Garcia	2B	2	10	3	1:55.804	4.737	0.231	119.6	
6	12	RASANTE SPORT	CITROEN SAXO 1.6	Jaime Cela Talavera	2B	3	10	3	1:56.009	4.942	0.205	119.4	
7	18	C.D.E. ULTIMA VUELTA	HYUNDAI GETZ 1.5 CRDi	Francisco Torres Alcala	2A	3	10	7	1:56.264	5.197	0.255	119.2	
8	14	CHRISTIAN GARCIA GARCIA	HYUNDAI ACCENT 1.6	Christian García García	2A	4	10	3	1:56.494	5.427	0.230	118.9	
9	13	CLUB JARAMA SPORT	HYUNDAI GETZ 1.5 CRDi	Sergio Garcia Sardina	2A	5	10	2	1:58.034	6.967	1.540	117.4	
10	19	C.D.E. ULTIMA VUELTA	HYUNDAI GETZ 1.5 CRDi	Adrian Martin Abrales	2A	6	10	3	1:58.232	7.165	0.198	117.2	
11	11	ESCUADERIA MADRID HISTORIC	BMW E36 325i	Alvaro Collin Tallavi	EN	2	10	6	2:00.072	9.005	1.840	115.4	
12	3	C.D.E. ULTIMA VUELTA	MAZDA MX5	Jorge Tello Villa	Rk	EN	3	10	8	2:01.658	10.591	1.586	113.9
13	27	EFICAR TEAM	BMW E36 325i	Teo Antonio Perez Palomo	EN	4	10	4	2:02.291	11.224	0.633	113.3	
14	38	RASANTE SPORT	VOLKSWAGEN GOLF	Miguel A. Martin Calvo	EN	5	10	3	2:03.298	12.231	1.007	112.4	
15	10	RASANTE SPORT	MAZDA MX5 CUP	Enrique Sanchez Gonzalez	EN	6	5	3	2:03.461	12.394	0.163	112.2	
16	24	JOSE D. BARTOL SALAZAR	OPEL KADETT 2.0	José David Bartol Salazar	EN	7	10	4	2:04.105	13.038	0.644	111.6	
17	45	CLUB AUTOMOVIL SIERO	FORD PUMA 1.6	José Luis Crespillo Calderon	1	1	9	5	2:04.754	13.687	0.649	111.0	
18	23	A.D. CLEMENTE ARROYO	HYUNDAI ACCENT 1.6	Jesus S. Escolar Alvarez	2B	4	6	3	2:05.449	14.382	0.695	110.4	
19	46	CLUB JARAMA SPORT	BMW 325	Eugenio Moreno Vicente	EN	8	8	4	2:08.344	17.277	2.895	107.9	
20	47	A.E.C.D.	DATSUN 120	Guillermo Velasco Ortega	EN	9	8	3	2:24.017	32.950	15.673	96.2	



Circuito del Jarama

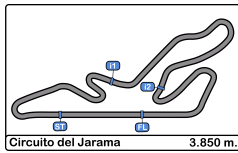
División 1

2ª Carrera

Distancia y Velocidad Media



Cls	Nº	Concursante	Piloto 1	Piloto 2	Vehiculo	Cat	Cls	Vtas.	Distancia	Tiempo	Km/h	
1	1	IGNACIO LEIRANA CASTILL	Ignacio Leirana Castillo		CITROEN AX 1.6	2B	1	10	38.50	18:58.196	121.7	
2	2	LA RUINA RACING	Alfonso Sangrador Alvarez		HONDA CIVIC 1.6	2A	1	10	38.50	19:02.377	121.3	
3	20	EFICAR TEAM	Juan Carlos Lopez Olmo		MERCEDES BENZ 190 2.3	EN	1	10	38.50	19:31.684	118.2	
4	29	C.D.E. DEYSCOM SPORT	Carlos Plazio Gómez		CITROEN SAXO 1.6	2A	2	10	38.50	19:33.492	118.1	
5	14	CHRISTIAN GARCIA GARCIA	Christian García García	Jr	HYUNDAI ACCENT 1.6	2A	3	10	38.50	19:35.027	117.9	
6	18	C.D.E. ULTIMA VUELTA	Francisco Torres Alcalá	Jr	HYUNDAI GETZ 1.5 CRDi	2A	4	10	38.50	19:38.744	117.5	
7	8	ESCUADERIA GREDOS	Javier Moreno Garcia		PEUGEOT 205 1.6	2B	2	10	38.50	19:43.338	117.1	
8	13	CLUB JARAMA SPORT	Sergio Garcia Sardina		HYUNDAI GETZ 1.5 CRDi	2A	5	10	38.50	19:52.084	116.2	
9	19	C.D.E. ULTIMA VUELTA	Adrian Martin Abrales	Rk	HYUNDAI GETZ 1.5 CRDi	2A	6	10	38.50	19:52.592	116.2	
10	12	RASANTE SPORT	Jaime Cela Talavera		CITROEN SAXO 1.6	2B	3	10	38.50	20:22.938	113.3	
11	11	ESCUADERIA MADRID HISTO	Juan Collin Camacho	<u>Alvaro Collin Tallavi</u>	BMW E36 325i	EN	2	10	38.50	20:27.635	112.9	
12	3	C.D.E. ULTIMA VUELTA	<u>Jorge Tello Villa</u>	Rk José M. Serrano Gutierrez	Rk MAZDA MX5	EN	3	10	38.50	20:31.158	112.5	
13	24	JOSE D. BARTOL SALAZAR	José David Bartol Salazar	Rk	OPEL KADETT 2.0	EN	4	10	38.50	20:49.806	110.8	
14	27	EFICAR TEAM	Teo Antonio Perez Palomo		BMW E36 325i	EN	5	10	38.50	20:50.653	110.8	
15	38	RASANTE SPORT	Eduardo Martin Martinez	Rk	<u>Miguel A. Martin Calvo</u>	VOLKSWAGEN GOLF	EN	6	10	38.50	20:51.293	110.7
16	45	CLUB AUTOMOVIL SIERO	Miguel A. Ureña Garcia		<u>José Luis Crespillo Caldero</u>	FORD PUMA 1.6	1	1	9	34.65	19:06.310	108.8
17	46	CLUB JARAMA SPORT	Eugenio Moreno Vicente	Rk	BMW 325	EN	7	8	30.80	18:50.478	98.0	
18	47	A.E.C.D.	Guillermo Velasco Ortega		DATSUN 120	EN	8	8	30.80	19:31.779	94.6	
No clasificados: (Requerimientos: 75% del número de vueltas del lider = 8 Vueltas)												
	23	A.D. CLEMENTE ARROYO	Antonio Vigara Tena	<u>Jesus S. Escolar Alvarez</u>	HYUNDAI ACCENT 1.6	2B	4	6	23.10	12:39.570	109.4	
	10	RASANTE SPORT	Enrique Sanchez Gonzalez	Rk	MAZDA MX5 CUP	EN	9	5	19.25	20:38.021	55.9	
	31	C.D.E. DEYSCOM SPORT	Oscar Plazio Gómez		HONDA CIVIC 1.6	2B	5					
	6	EFICAR TEAM	Cristian Sosa De Ana		HONDA CIVIC 1.6	2A	7					
	9	EFICAR TEAM	Santiago Castilla Salinero		HYUNDAI GETZ 1.5 CRDi	2B	6					
	7	CHEFO SPORT	Jesús A. Hernandez Jimenez		CITROEN SAXO 1.6	2B	7					



Circuito del Jarama

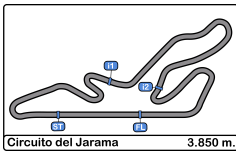
División 1

2ª Carrera

Tiempos Por Vuelta



1							10								
2B							EN								
1 Ignacio Leirana Castillo CITROEN AX 1.6							1 Enrique Sanchez Gonzalez MAZDA MX5 CUP								
2							2								
IGNACIO LEIRANA CASTILLO							RASANTE SPORT								
Vta	D	Tiempo	Sector 1	Sector 2	Sector 3	V.Max	Elapsed	Vta	D	Tiempo	Sector 1	Sector 2	Sector 3	V.Max	Elapsed
1		1:54.535	45.920	37.433	31.182	125.5	1:54.535	1		2:12.323	54.750	43.103	34.470	123.5	2:12.323
2		1:51.275	43.205	37.118	30.952	193.8	3:45.810	2		2:04.386	47.205	42.684	34.497	178.2	4:16.709
3		1:51.067	43.073	36.992	31.002	194.5	5:36.877	3		2:03.461	47.260	41.882	34.319	181.5	6:20.170
4		1:51.559	43.039	37.282	31.238	194.9	7:28.436	4		2:18.881 P	46.869	42.009	50.003	182.1	8:39.051
5		1:53.111	43.894	37.881	31.336	191.8	9:21.547	5		11:58.970	10:18.871	53.940	46.159	56.1	20:38.021
6		1:53.811	44.082	37.981	31.748	191.1	11:15.358	11							
7		1:54.993	44.170	38.883	31.940	187.1	13:10.351	1 Juan Collin Camacho BMW E36 325i							
8		1:56.708	44.363	40.389	31.956	183.6	15:07.059	EN 2 Alvaro Collin Tallavi ESCUDERIA MADRID HISTORICOS							
9		1:53.761	43.689	38.449	31.623	189.4	17:00.820	2							
10		1:57.376	45.268	39.805	32.303	171.9	18:58.196	Vta D Tiempo Sector 1 Sector 2 Sector 3 V.Max Elapsed							
2							1 Alfonso Sangrador Alvarez HONDA CIVIC 1.6								
2A							2 LA RUINA RACING								
Vta	D	Tiempo	Sector 1	Sector 2	Sector 3	V.Max	Elapsed	1	2	2:11.455	54.817	42.537	34.101	123.2	2:11.455
1		1:56.571	46.895	38.212	31.464	117.5	1:56.571	2	2	2:04.075	47.625	42.163	34.287	172.2	4:15.530
2		1:52.208	42.818	37.870	31.520	199.2	3:48.779	3	2	2:02.349	46.837	41.378	34.134	173.0	6:17.879
3		1:52.903	43.125	38.051	31.727	200.7	5:41.682	4	2	2:01.006	46.297	40.901	33.808	182.1	8:18.885
4		1:53.282	42.935	38.439	31.908	200.3	7:34.964	5	2	2:01.113	46.492	40.937	33.684	174.4	10:19.998
5		1:54.569	43.862	38.894	31.813	193.8	9:29.533	6	2	2:00.072	45.894	40.681	33.497	180.9	12:20.070
6		1:53.395	43.370	38.454	31.571	198.8	11:22.928	7	2	2:02.106	47.807	40.866	33.433	170.6	14:22.176
7		1:55.388	44.605	39.099	31.684	186.2	13:18.316	8	2	2:00.852	46.492	40.826	33.534	178.2	16:23.028
8		1:55.350	43.781	39.595	31.974	194.2	15:13.666	9	2	2:02.587	46.548	41.835	34.204	179.7	18:25.615
9		1:54.874	43.993	39.268	31.613	190.4	17:08.540	10	2	2:02.020	46.710	41.593	33.717	179.1	20:27.635
10		1:53.837	43.135	38.480	32.222	198.1	19:02.377	12							
3							1 Jorge Tello Villa MAZDA MX5								
EN							2 José M. Serrano Gutierrez C.D.E. ULTIMA VUELTA								
Vta	D	Tiempo	Sector 1	Sector 2	Sector 3	V.Max	Elapsed	1	2B	2	RASANTE SPORT				
1	1	2:06.218	51.006	41.156	34.056	120.0	2:06.218	1		2:34.607	1:20.703	40.325	33.579	97.2	2:34.607
2	1	2:02.712	46.624	41.549	34.539	176.1	4:08.930	2		1:58.327	45.142	39.898	33.287	190.1	4:32.934
3	1	2:03.267	46.789	41.706	34.772	171.1	6:12.197	3		1:56.009	44.266	38.550	33.193	197.4	6:28.943
4	1	2:03.348	47.644	41.288	34.416	170.0	8:15.545	4		1:56.527	43.948	39.288	33.291	202.2	8:25.470
5	1	2:02.260	46.874	41.245	34.141	171.4	10:17.805	5		1:57.260	45.268	39.358	32.634	196.3	10:22.730
6	1	2:02.205	46.693	41.216	34.296	172.2	12:20.010	6		1:57.883	44.374	39.930	33.579	200.0	12:20.613
7	1	2:03.558	48.216	41.214	34.128	168.2	14:23.568	7		2:00.032	46.046	40.372	33.614	179.4	14:20.645
8	1	2:01.658	46.718	40.995	33.945	173.3	16:25.226	8		1:59.577	45.011	41.437	33.129	192.1	16:20.222
9	1	2:03.400	46.604	41.585	35.211	174.1	18:28.626	9		1:59.676	45.157	40.389	34.130	192.8	18:19.898
10	1	2:02.532	47.009	41.324	34.199	174.7	20:31.158	10		2:03.040	47.037	41.504	34.499	180.6	20:22.938
8							1 Javier Moreno Garcia PEUGEOT 205 1.6								
2B							2 ESCUDERIA GREDOS								
Vta	D	Tiempo	Sector 1	Sector 2	Sector 3	V.Max	Elapsed	1 Sergio Garcia Sardina HYUNDAI GETZ 1.5 CRDi							
1		1:59.974	47.593	39.687	32.694	113.5	1:59.974	2A 2 CLUB JARAMA SPORT							
2		1:56.526	44.561	39.559	32.406	194.5	3:56.500	Vta D Tiempo Sector 1 Sector 2 Sector 3 V.Max Elapsed							
3		1:55.804	44.138	39.302	32.364	192.1	5:52.304	1		2:02.787	49.816	39.999	32.972	124.7	2:02.787
4		1:56.727	44.581	39.351	32.795	189.8	7:49.031	2		1:58.034	45.827	39.266	32.941	192.8	4:00.821
5		1:56.863	45.025	39.385	32.453	186.8	9:45.894	3		1:58.188	45.716	39.549	32.923	193.2	5:59.009
6		1:57.129	44.945	39.905	32.279	186.8	11:43.023	4		1:59.432	45.724	38.929	34.779	192.8	7:58.441
7		1:56.114	44.551	39.153	32.410	190.1	13:39.137	5		1:58.665	45.590	40.012	33.063	187.8	9:57.106
8		1:57.055	44.874	39.959	32.222	196.3	15:36.192	6		1:59.209	46.046	39.981	33.182	188.1	11:56.315
9		2:00.536	45.383	40.935	34.218	193.2	17:36.728	7		1:59.003	45.978	39.874	33.151	190.4	13:55.318
10		2:06.610	47.995	42.957	35.658	157.2	19:43.338	8		1:59.071	45.589	40.300	33.182	194.5	15:54.389
							9								
							10								
							1:58.851								
							45.438								
							40.307								
							33.106								
							191.8								
							17:53.240								
							1:58.844								
							46.486								
							39.365								
							32.993								
							193.5								
							19:52.084								



Circuito del Jarama

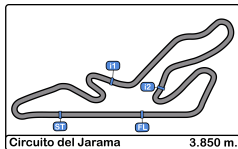
División 1

2ª Carrera

Tiempos Por Vuelta



14							23														
2A		1 Christian García García					HYUNDAI ACCENT 1.6		2B		1 Antonio Vígara Tena					HYUNDAI ACCENT 1.6					
		2					CHRISTIAN GARCIA GARCIA				2 Jesus S. Escolar Alvarez					A.D. CLEMENTE ARROYO					
Vta	D	Tiempo	Sector 1	Sector 2	Sector 3	V.Max	Elapsed	Vta	D	Tiempo	Sector 1	Sector 2	Sector 3	V.Max	Elapsed						
1		2:00.840	48.981	39.221	32.638	117.6	2:00.840	1	2	2:11.182	53.829	42.842	34.511	116.0	2:11.182						
2		1:56.666	44.777	39.255	32.634	185.8	3:57.506	2	2	2:05.498	47.674	42.723	35.101	174.1	4:16.680						
3		1:56.494	44.409	39.344	32.741	185.5	5:54.000	3	2	2:05.449	48.025	42.364	35.060	173.0	6:22.129						
4		1:57.197	44.631	39.657	32.909	184.6	7:51.197	4	2	2:05.528	47.900	42.594	35.034	174.7	8:27.657						
5		1:57.164	44.751	39.532	32.881	183.6	9:48.361	5	2	2:05.952	48.091	42.581	35.280	173.9	10:33.609						
6		1:57.041	44.677	39.577	32.787	177.9	11:45.402	6	2	2:05.961	48.136	42.941	34.884	173.3	12:39.570						
7		1:57.471	44.822	39.717	32.932	175.8	13:42.873	7	2		48.047			172.5							
8		1:58.217	45.066	40.019	33.132	180.9	15:41.090								24		1 José David Bartol Salazar		OPEL KADETT 2.0		
9		1:56.501	44.539	39.259	32.703	182.7	17:37.591	EN								2		JOSE D. BARTOL SALAZAR			
10		1:57.436	45.310	39.229	32.897	165.6	19:35.027								Vta D Tiempo Sector 1 Sector 2 Sector 3 V.Max Elapsed						
18							23														
2A		1 Francisco Torres Alcalá					HYUNDAI GETZ 1.5 CRDi				1					OPEL KADETT 2.0					
		2					C.D.E. ULTIMA VUELTA				2					JOSE D. BARTOL SALAZAR					
Vta	D	Tiempo	Sector 1	Sector 2	Sector 3	V.Max	Elapsed	Vta	D	Tiempo	Sector 1	Sector 2	Sector 3	V.Max	Elapsed						
1		1:57.978	46.364	39.163	32.451	106.0	1:57.978	1		2:09.517	52.764	42.229	34.524	110.6	2:09.517						
2		1:57.092	44.837	39.473	32.782	190.8	3:55.070	2		2:04.355	47.822	41.866	34.667	185.8	4:13.872						
3		1:56.746	45.098	39.150	32.498	189.1	5:51.816	3		2:04.609	47.549	41.833	35.227	186.5	6:18.481						
4		1:56.709	44.591	39.235	32.883	189.8	7:48.525	4		2:04.105	47.473	40.956	35.676	186.8	8:22.586						
5		1:56.845	44.931	39.376	32.538	190.1	9:45.370	5		2:04.389	47.627	42.075	34.687	187.5	10:26.975						
6		1:57.111	45.192	39.526	32.393	189.4	11:42.481	6		2:04.120	47.769	41.553	34.798	188.4	12:31.095						
7		1:56.264	44.605	39.196	32.463	189.8	13:38.745	7		2:04.362	47.584	41.716	35.062	188.8	14:35.457						
8		1:57.242	44.966	39.714	32.562	189.1	15:35.987	8		2:04.590	47.570	41.918	35.102	187.8	16:40.047						
9		1:57.157	45.052	39.437	32.668	189.8	17:33.144	9		2:04.507	47.910	42.066	34.531	189.1	18:44.554						
10		2:05.600	45.766	39.455	40.379	188.8	19:38.744	10		2:05.252	48.131	42.020	35.101	187.8	20:49.806						
19							27														
2A		1 Adrian Martín Abalde					HYUNDAI GETZ 1.5 CRDi		EN		1					BMW E36 325i					
		2					C.D.E. ULTIMA VUELTA				2					EFICAR TEAM					
Vta	D	Tiempo	Sector 1	Sector 2	Sector 3	V.Max	Elapsed	Vta	D	Tiempo	Sector 1	Sector 2	Sector 3	V.Max	Elapsed						
1		2:02.287	49.611	39.856	32.820	119.7	2:02.287	1		2:12.627	55.104	43.047	34.476	120.9	2:12.627						
2		1:58.335	45.717	39.583	33.035	191.8	4:00.622	2		2:04.503	47.400	42.482	34.621	175.6	4:17.130						
3		1:58.232	45.257	39.937	33.038	189.4	5:58.854	3		2:05.101	48.043	42.407	34.651	172.8	6:22.231						
4		1:59.229	46.294	39.692	33.243	189.1	7:58.083	4		2:02.291	46.303	41.466	34.522	180.9	8:24.522						
5		1:58.696	45.733	39.833	33.130	191.4	9:56.779	5		2:03.821	47.337	42.001	34.483	181.5	10:28.343						
6		1:59.003	46.103	39.766	33.134	185.2	11:55.782	6		2:04.292	47.452	42.283	34.557	180.3	12:32.635						
7		1:59.079	46.099	40.011	32.969	188.8	13:54.861	7		2:03.285	46.497	41.966	34.822	177.9	14:35.920						
8		1:59.105	45.893	40.171	33.041	189.1	15:53.966	8		2:05.152	47.379	43.573	34.200	180.0	16:41.072						
9		1:58.947	45.595	40.249	33.103	189.4	17:52.913	9		2:04.524	47.187	42.051	35.286	181.5	18:45.596						
10		1:59.679	47.110	39.819	32.750	187.5	19:52.592	10		2:05.057	47.349	42.120	35.588	183.0	20:50.653						
20							29														
EN		1 Juan Carlos Lopez Olmo					MERCEDES BENZ 190 2.3		2A		1					CITROEN SAXO 1.6					
		2					EFICAR TEAM				2					C.D.E. DEYSCOM SPORT					
Vta	D	Tiempo	Sector 1	Sector 2	Sector 3	V.Max	Elapsed	Vta	D	Tiempo	Sector 1	Sector 2	Sector 3	V.Max	Elapsed						
1		2:06.114	52.894	39.647	33.573	133.0	2:06.114	1		1:59.549	46.998	39.780	32.771	102.4	1:59.549						
2		1:55.763	44.395	39.008	32.360	193.5	4:01.877	2		1:58.732	45.970	40.018	32.744	188.8	3:58.281						
3		1:57.326	44.845	39.694	32.787	196.7	5:59.203	3		1:57.796	44.967	39.625	33.204	190.8	5:56.077						
4		1:55.961	44.578	38.719	32.664	198.5	7:55.164	4		1:57.709	45.124	39.660	32.925	188.1	7:53.786						
5		1:55.283	44.305	38.608	32.370	196.7	9:50.447	5		1:56.628	45.052	38.963	32.613	188.4	9:50.414						
6		1:55.010	44.091	38.519	32.400	187.8	11:45.457	6		1:57.731	45.412	39.398	32.921	176.1	11:48.145						
7		1:55.744	44.265	38.685	32.794	194.9	13:41.201	7		1:57.087	44.888	39.530	32.669	189.1	13:45.232						
8		1:55.736	44.139	39.074	32.523	196.0	15:36.937	8		1:56.826	45.280	39.180	32.366	185.2	15:42.058						
9		1:56.446	45.022	39.352	32.072	199.2	17:33.383	9		1:55.861	44.557	38.809	32.495	192.8	17:37.919						
10		1:58.301	45.761	39.438	33.102	197.8	19:31.684	10		1:55.573	44.578	38.347	32.648	196.3	19:33.492						



Circuito del Jarama

División 1

2ª Carrera

Tiempos Por Vuelta



38

1 Eduardo Martin Martinez VOLKSWAGEN GOLF

EN 2 Miguel A. Martin Calvo RASANTE SPORT

Vta	D	Tiempo	Sector 1	Sector 2	Sector 3	V.Max	Elapsed
1	2	2:10.766	53.400	42.627	34.739	121.0	2:10.766
2	2	2:05.474	47.630	42.256	35.588	185.2	4:16.240
3	2	<u>2:03.298</u>	47.191	41.647	34.460	180.9	6:19.538
4	2	2:03.527	<u>46.914</u>	<u>41.296</u>	35.317	190.1	8:23.065
5	2	2:04.744	47.731	42.554	<u>34.459</u>	188.4	10:27.809
6	2	2:04.834	47.647	42.036	35.151	190.4	12:32.643
7	2	2:04.216	47.857	41.479	34.880	183.9	14:36.859
8	2	2:03.936	47.223	41.974	34.739	191.1	16:40.795
9	2	2:05.640	47.916	42.271	35.453	191.4	18:46.435
10	2	2:04.858	47.407	42.450	35.001	190.1	20:51.293

45

1 Miguel A. Ureña Garcia FORD PUMA 1.6

1 2 José Luis Crespillo CLUB AUTOMOVIL SIERO
Calderon

Vta	D	Tiempo	Sector 1	Sector 2	Sector 3	V.Max	Elapsed
1	2	2:14.027	55.945	43.035	35.047	130.7	2:14.027
2	2	2:05.622	48.034	42.698	34.890	177.9	4:19.649
3	2	2:05.119	47.711	<u>42.531</u>	34.877	183.0	6:24.768
4	2	2:04.995	<u>47.270</u>	42.560	35.165	180.6	8:29.763
5	2	<u>2:04.754</u>	47.493	42.680	<u>34.581</u>	182.7	10:34.517
6	2	2:05.798	47.681	43.391	34.726	173.3	12:40.315
7	2	2:06.543	47.922	43.111	35.510	170.3	14:46.858
8	2	2:11.046	49.102	46.565	35.379	171.9	16:57.904
9	2	2:08.406	48.170	43.858	36.378	180.6	19:06.310

46

1 Eugenio Moreno Vicente BMW 325

EN 2 CLUB JARAMA SPORT

Vta	D	Tiempo	Sector 1	Sector 2	Sector 3	V.Max	Elapsed
1		2:36.167	1:17.131	43.327	<u>35.709</u>	123.9	2:36.167
2		2:10.207	50.056	44.135	36.016	184.3	4:46.374
3		2:09.495	49.893	43.629	35.973	170.6	6:55.869
4		<u>2:08.344</u>	<u>49.717</u>	42.749	35.878	178.8	9:04.213
5		2:08.778	49.775	<u>42.572</u>	36.431	173.9	11:12.991
6		2:29.677	1:05.469	44.653	39.555	163.8	13:42.668
7		2:13.911	51.204	44.688	38.019	160.7	15:56.579
8		2:53.899 P	57.740	56.486	59.673	137.0	18:50.478

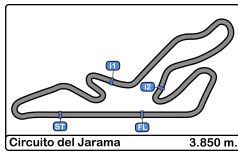
47

1 Guillermo Velasco Ortega DATSUN 120

EN 2 A.E.C.D.

Vta	D	Tiempo	Sector 1	Sector 2	Sector 3	V.Max	Elapsed
1		2:31.113	1:01.675	<u>49.916</u>	39.522	102.5	2:31.113
2		2:26.105	56.239	50.389	<u>39.477</u>	141.5	4:57.218
3		<u>2:24.017</u>	<u>54.082</u>	50.326	39.609	141.9	7:21.235
4		2:24.867	54.375	50.436	40.056	141.7	9:46.102
5		2:27.670	56.195	51.567	39.908	136.0	12:13.772
6		2:27.784	56.097	50.447	41.240	142.8	14:41.556
7		2:25.770	55.070	51.056	39.644	141.3	17:07.326
8		2:24.453	54.111	50.565	39.777	144.9	19:31.779





Circuito del Jarama

División 1

2ª Carrera

Análisis



Num **Tiempo Vta.** **Dif. 1º**

Vta 1

1	1:54.535	
2	1:56.571	02.036
18	1:57.978	03.443
29	1:59.549	05.014
8	1:59.974	05.439
14	2:00.840	06.305
19	2:02.287	07.752
13	2:02.787	08.252
20	2:06.114	11.579
3	2:06.218	11.683
24	2:09.517	14.982
38	2:10.766	16.231
23	2:11.182	16.647
11	2:11.455	16.920
10	2:12.323	17.788
27	2:12.627	18.092
45	2:14.027	19.492
47	2:31.113	36.578
12	2:34.607	40.072
46	2:36.167	41.632

Num **Tiempo Vta.** **Dif. 1º**

Vta 2

1	1:51.275	
2	1:52.208	02.969
18	1:57.092	09.260
8	1:56.526	10.690
14	1:56.666	11.696
29	1:58.732	12.471
19	1:58.335	14.812
13	1:58.034	15.011
20	1:55.763	16.067
3	2:02.712	23.120
24	2:04.355	28.062
11	2:04.075	29.720
38	2:05.474	30.430
23	2:05.498	30.870
10	2:04.386	30.899
27	2:04.503	31.320
45	2:05.622	33.839

12 1:58.327 47.124

46 2:10.207 1:00.564

47 2:26.105 1:11.408

Num **Tiempo Vta.** **Dif. 1º**

Vta 3

1	1:51.067	
2	1:52.903	04.805
18	1:56.746	14.939
8	1:55.804	15.427
14	1:56.494	17.123
29	1:57.796	19.200
19	1:58.232	21.977
13	1:58.188	22.132
20	1:57.326	22.326
3	2:03.267	35.320
11	2:02.349	41.002
24	2:04.609	41.604
38	2:03.298	42.661
10	2:03.461	43.293
23	2:05.449	45.252
27	2:05.101	45.354
45	2:05.119	47.891
12	1:56.009	52.066
46	2:09.495	1:18.992
47	2:24.017	1:44.358

Num **Tiempo Vta.** **Dif. 1º**

Vta 4

1	1:51.559	
2	1:53.282	06.528
18	1:56.709	20.089
8	1:56.727	20.595
14	1:57.197	22.761
29	1:57.709	25.350
20	1:55.961	26.728
19	1:59.229	29.647
13	1:59.432	30.005
3	2:03.348	47.109
11	2:01.006	50.449
24	2:04.105	54.150
38	2:03.527	54.629
27	2:02.291	56.086

12 1:56.527 57.034

23 2:05.528 59.221

45 2:04.995 1:01.327

10 2:18.881 1:10.615

46 2:08.344 1:35.777

Num **Tiempo Vta.** **Dif. 1º**

Vta 5

1	1:53.111	
2	1:54.569	07.986
18	1:56.845	23.823
8	1:56.863	24.347
47	2:24.867	1 Lap
14	1:57.164	26.814
29	1:56.628	28.867
20	1:55.283	28.900
19	1:58.696	35.232
13	1:58.665	35.559
3	2:02.260	56.258
11	2:01.113	58.451
12	1:57.260	1:01.183
24	2:04.389	1:05.428
38	2:04.744	1:06.262
27	2:03.821	1:06.796
23	2:05.952	1:12.062
45	2:04.754	1:12.970
46	2:08.778	1:51.444

Num **Tiempo Vta.** **Dif. 1º**

Vta 6

1	1:53.811	
2	1:53.395	07.570
18	1:57.111	27.123
8	1:57.129	27.665
14	1:57.041	30.044
20	1:55.010	30.099
29	1:57.731	32.787
19	1:59.003	40.424
13	1:59.209	40.957
47	2:27.670	1 Lap
3	2:02.205	1:04.652
11	2:00.072	1:04.712
12	1:57.883	1:05.255

24 2:04.120 1:15.737

27 2:04.292 1:17.277

38 2:04.834 1:17.285

23 2:05.961 1:24.212

45 2:05.798 1:24.957

Num **Tiempo Vta.** **Dif. 1º**

Vta 7

1	1:54.993	
2	1:55.388	07.965
18	1:56.264	28.394
8	1:56.114	28.786
20	1:55.744	30.850
46	2:29.677	1 Lap
14	1:57.471	32.522
29	1:57.087	34.881
19	1:59.079	44.510
13	1:59.003	44.967
12	2:00.032	1:10.294
11	2:02.106	1:11.825
3	2:03.558	1:13.217
24	2:04.362	1:25.106
27	2:03.285	1:25.569
38	2:04.216	1:26.508
47	2:27.784	1 Lap
45	2:06.543	1:36.507

Num **Tiempo Vta.** **Dif. 1º**

Vta 8

1	1:56.708	
2	1:55.350	06.607
18	1:57.242	28.928
8	1:57.055	29.133
20	1:55.736	29.878
14	1:58.217	34.031
29	1:56.826	34.999
19	1:59.105	46.907
13	1:59.071	47.330
46	2:13.911	1 Lap
12	1:59.577	1:13.163
11	2:00.852	1:15.969
3	2:01.658	1:18.167
24	2:04.590	1:32.988

38 2:03.936 1:33.736

27 2:05.152 1:34.013

45 2:11.046 1:50.845

Num **Tiempo Vta.** **Dif. 1º**

Vta 9

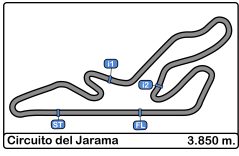
1	1:53.761	
47	2:25.770	2 Laps
2	1:54.874	07.720
18	1:57.157	32.324
20	1:56.446	32.563
8	2:00.536	35.908
14	1:56.501	36.771
29	1:55.861	37.099
19	1:58.947	52.093
13	1:58.851	52.420
12	1:59.676	1:19.078
11	2:02.587	1:24.795
3	2:03.400	1:27.806
24	2:04.507	1:43.734
27	2:04.524	1:44.776
38	2:05.640	1:45.615
46	2:53.899	1 Lap

Num **Tiempo Vta.** **Dif. 1º**

Vta 10

1	1:57.376	
2	1:53.837	04.181
45	2:08.406	1 Lap
20	1:58.301	33.488
47	2:24.453	2 Laps
29	1:55.573	35.296
14	1:57.436	36.831
18	2:05.600	40.548
8	2:06.610	45.142
13	1:58.844	53.888
19	1:59.679	54.396
12	2:03.040	1:24.742
11	2:02.020	1:29.439
3	2:02.532	1:32.962
10	1:58.970	5 Laps
24	2:05.252	1:51.610
27	2:05.057	1:52.457





Circuito del Jarama

División 1

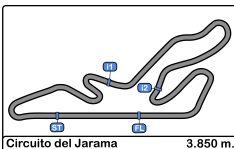
2ª Carrera

Análisis



38	2:04.858	1:53.097
----	----------	----------





Circuito del Jarama

División 1

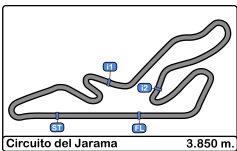
2ª Carrera

Mejores Sectores



Sector - 1				Sector - 2				Sector - 3				Vuelta Ideal vs Mejor Vuelta				
Clas	Nº	Piloto	Tiempo	Nº	Piloto	Tiempo	Nº	Piloto	Tiempo	Clas	Nº	Piloto	Vta. Ideal	Mejor V.	Clas	
1	2	Alfonso Sangrador Alvarez	42.818	1	Ignacio Leirana Castillo	36.992	1	Ignacio Leirana Castillo	30.952	1	1	Ignacio Leirana Castillo	1:50.983	1:51.067	1	
2	1	Ignacio Leirana Castillo	43.039	2	Alfonso Sangrador Alvarez	37.870	2	Alfonso Sangrador Alvarez	31.464	2	2	Alfonso Sangrador Alvarez	1:52.152	1:52.208	2	
3	12	Jaime Cela Talavera	43.948	29	Carlos Plazio Gómez	38.347	20	Juan Carlos Lopez Olm	32.072	3	20	Juan Carlos Lopez Olm	1:54.682	1:55.010	3	
4	20	Juan Carlos Lopez Olm	44.091	20	Juan Carlos Lopez Olm	38.519	8	Javier Moreno Garcia	32.222	4	12	Jaime Cela Talavera	1:55.132	1:56.009	6	
5	8	Javier Moreno Garcia	44.138	12	Jaime Cela Talavera	38.550	29	Carlos Plazio Gómez	32.366	5	29	Carlos Plazio Gómez	1:55.270	1:55.573	4	
6	14	Christian García García	44.409	13	Sergio Garcia Sardina	38.929	18	Francisco Torres Alcala	32.393	6	8	Javier Moreno Garcia	1:55.513	1:55.804	5	
7	29	Carlos Plazio Gómez	44.557	18	Francisco Torres Alcala	39.150	12	Jaime Cela Talavera	32.634	7	18	Francisco Torres Alcala	1:56.134	1:56.264	7	
8	18	Francisco Torres Alcala	44.591	8	Javier Moreno Garcia	39.153	14	Christian García García	32.634	8	14	Christian García García	1:56.264	1:56.494	8	
9	19	Adrian Martin Abrales	45.257	14	Christian García García	39.221	19	Adrian Martin Abrales	32.750	9	13	Sergio Garcia Sardina	1:57.290	1:58.034	9	
10	13	Sergio Garcia Sardina	45.438	19	Adrian Martin Abrales	39.583	13	Sergio Garcia Sardina	32.923	10	19	Adrian Martin Abrales	1:57.590	1:58.232	10	
11	11	Collin - Collin	45.894	11	Collin - Collin	40.681	11	Collin - Collin	33.433	11	11	Collin - Collin	2:00.008	2:00.072	11	
12	27	Teo Antonio Perez	46.303	24	José David Bartol Salazar	40.956	3	Tello - Serrano	33.945	12	3	Tello - Serrano	2:01.544	2:01.658	12	
13	3	Tello - Serrano	46.604	3	Tello - Serrano	40.995	27	Teo Antonio Perez	34.200	13	27	Teo Antonio Perez	2:01.969	2:02.291	13	
14	10	Enrique Sanchez	46.869	38	Martin - Martin	41.296	10	Enrique Sanchez	34.319	14	38	Martin - Martin	2:02.669	2:03.298	14	
15	38	Martin - Martin	46.914	27	Teo Antonio Perez	41.466	38	Martin - Martin	34.459	15	24	José David Bartol Salazar	2:02.953	2:04.105	16	
16	45	Ureña - Crespillo	47.270	10	Enrique Sanchez	41.882	23	Vigara - Escolar	34.511	16	10	Enrique Sanchez	2:03.070	2:03.461	15	
17	24	José David Bartol Salazar	47.473	23	Vigara - Escolar	42.364	24	José David Bartol Salazar	34.524	17	45	Ureña - Crespillo	2:04.382	2:04.754	17	
18	23	Vigara - Escolar	47.674	45	Ureña - Crespillo	42.531	45	Ureña - Crespillo	34.581	18	23	Vigara - Escolar	2:04.549	2:05.449	18	
19	46	Eugenio Moreno Vicent	49.717	46	Eugenio Moreno Vicent	42.572	46	Eugenio Moreno Vicent	35.709	19	46	Eugenio Moreno Vicent	2:07.998	2:08.344	19	
20	47	Guillermo Velasco Ortega	54.082	47	Guillermo Velasco Ortega	49.916	47	Guillermo Velasco Ortega	39.477	20	47	Guillermo Velasco Ortega	2:23.475	2:24.017	20	





Circuito del Jarama

División 1

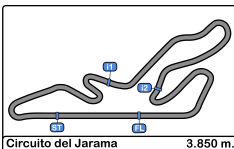
2ª Carrera

Secuencia Líder



<u>Nº</u>	<u>Concursante</u>	<u>Piloto 1</u>	<u>Piloto 2</u>	<u>Vehículo</u>	<u>Cat</u>	<u>Vta. Inici</u>	<u>Vta. Fin</u>	<u>Vtas.</u>	<u>Total Vtas.</u>
1	IGNACIO LEIRANA CASTILLO	Ignacio Leirana Castillo		CITROEN AX 1.6	2B	1	10	10	10





Circuito del Jarama

División 1

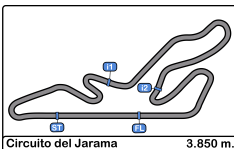
2ª Carrera

5 Mejores Tiempos



Cl	Nº	Concursante	Piloto 1	Piloto 2	Vehiculo	Cat	Cl	Mejor 1		Mejor 2		Mejor 3		Mejor 4		Mejor 5	
								Tiempo	Vta.	Tiempo	Vta.	Tiempo	Vta.	Tiempo	Vta.	Tiempo	Vta.
1	1	IGNACIO LEIRANA CASTILLO	Ignacio Leirana Castillo		CITROEN AX 1.6	2B	1	1:51.067	3	1:51.275	2	1:51.559	4	1:53.111	5	1:53.761	9
2	2	LA RUINA RACING	Alfonso Sangrador Alvarez		HONDA CIVIC 1.6	2A	1	1:52.208	2	1:52.903	3	1:53.282	4	1:53.395	6	1:53.837	10
3	20	EFICAR TEAM	Juan Carlos Lopez Olmo		MERCEDES BENZ 190 2.3	EN	1	1:55.010	6	1:55.283	5	1:55.736	8	1:55.744	7	1:55.763	2
4	29	C.D.E. DEYSCOM SPORT	Carlos Plazio Gómez		CITROEN SAXO 1.6	2A	2	1:55.573	10	1:55.861	9	1:56.628	5	1:56.826	8	1:57.087	7
5	8	ESCUADERIA GREDOS	Javier Moreno Garcia		PEUGEOT 205 1.6	2B	2	1:55.804	3	1:56.114	7	1:56.526	2	1:56.727	4	1:56.863	5
6	12	RASANTE SPORT	Jaime Cela Talavera		CITROEN SAXO 1.6	2B	3	1:56.009	3	1:56.527	4	1:57.260	5	1:57.883	6	1:58.327	2
7	18	C.D.E. ULTIMA VUELTA	Francisco Torres Alcalá	Jr	HYUNDAI GETZ 1.5 CRDi	2A	3	1:56.264	7	1:56.709	4	1:56.746	3	1:56.845	5	1:57.092	2
8	14	CHRISTIAN GARCIA GARCIA	Christian García García	Jr	HYUNDAI ACCENT 1.6	2A	4	1:56.494	3	1:56.501	9	1:56.666	2	1:57.041	6	1:57.164	5
9	13	CLUB JARAMA SPORT	Sergio Garcia Sardina		HYUNDAI GETZ 1.5 CRDi	2A	5	1:58.034	2	1:58.188	3	1:58.665	5	1:58.844	10	1:58.851	9
10	19	C.D.E. ULTIMA VUELTA	Adrian Martin Abralde	Rk	HYUNDAI GETZ 1.5 CRDi	2A	6	1:58.232	3	1:58.335	2	1:58.696	5	1:58.947	9	1:59.003	6
11	11	ESCUADERIA MADRID	Juan Collin Camacho	<u>Alvaro Collin Tallavi</u>	BMW E36 325i	EN	2	2:00.072	6	2:00.852	8	2:01.006	4	2:01.113	5	2:02.020	10
12	3	C.D.E. ULTIMA VUELTA	<u>Jorge Tello Villa</u>	Rk José M. Serrano Gutierrez	MAZDA MX5	EN	3	2:01.658	8	2:02.205	6	2:02.260	5	2:02.532	10	2:02.712	2
13	27	EFICAR TEAM	Teo Antonio Perez Palomo		BMW E36 325i	EN	4	2:02.291	4	2:03.285	7	2:03.821	5	2:04.292	6	2:04.503	2
14	38	RASANTE SPORT	Eduardo Martin Martínez	Rk <u>Miguel A. Martin Calvo</u>	VOLKSWAGEN GOLF	EN	5	2:03.298	3	2:03.527	4	2:03.936	8	2:04.216	7	2:04.744	5
15	10	RASANTE SPORT	Enrique Sanchez Gonzalez	Rk	MAZDA MX5 CUP	EN	6	2:03.461	3	2:04.386	2	2:12.323	1	2:18.881	4	11:58.97	5
16	24	JOSE D. BARTOL SALAZAR	José David Bartol Salazar	Rk	OPEL KADETT 2.0	EN	7	2:04.105	4	2:04.120	6	2:04.355	2	2:04.362	7	2:04.389	5
17	45	CLUB AUTOMOVIL SIERO	Miguel A. Ureña Garcia	<u>José Luis Crespillo Calderon</u>	FORD PUMA 1.6	1	1	2:04.754	5	2:04.995	4	2:05.119	3	2:05.622	2	2:05.798	6
18	23	A.D. CLEMENTE ARROYO	Antonio Vígara Tena	<u>Jesus S. Escolar Alvarez</u>	HYUNDAI ACCENT 1.6	2B	4	2:05.449	3	2:05.498	2	2:05.528	4	2:05.952	5	2:05.961	6
19	46	CLUB JARAMA SPORT	Eugenio Moreno Vicente	Rk	BMW 325	EN	8	2:08.344	4	2:08.778	5	2:09.495	3	2:10.207	2	2:13.911	7
20	47	A.E.C.D.	Guillermo Velasco Ortega		DATSUN 120	EN	9	2:24.017	3	2:24.453	8	2:24.867	4	2:25.770	7	2:26.105	2





Circuito del Jarama

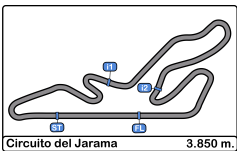
División 1

2ª Carrera

5 Mejores Velocidades



Cl	Nº	Concursante	Piloto 1	Piloto 2	Vehiculo	Cat	Cl	V. Max. 1		V. Max. 2		V. Max. 3		V. Max. 4		V. Max. 5		Avg	
								Km/h	Vta.	Km/h	Vta.	Km/h	Vta.	Km/h	Vta.	Km/h	Vta.		
1	12	RASANTE SPORT	Jaime Cela Talavera		CITROEN SAXO 1.6	2B	1	202.2	4	200.0	6	197.4	3	196.3	5	192.8	9	197.7	
2	2	LA RUINA RACING	Alfonso Sangrador Alvarez		HONDA CIVIC 1.6	2A	1	200.7	3	200.3	4	199.2	2	198.8	6	198.1	10	199.4	
3	20	EFICAR TEAM	Juan Carlos Lopez Olmo		MERCEDES BENZ 190 2.3	EN	1	199.2	9	198.5	4	197.8	10	196.7	3	196.7	5	197.8	
4	8	ESCUADERIA GREDOS	Javier Moreno Garcia		PEUGEOT 205 1.6	2B	2	196.3	8	194.5	2	193.2	9	192.1	3	190.1	7	193.2	
5	29	C.D.E. DEYSCOM SPORT	Carlos Plazio Gómez		CITROEN SAXO 1.6	2A	2	196.3	10	192.8	9	190.8	3	189.1	7	188.8	2	191.5	
6	1	IGNACIO LEIRANA CASTILLO	Ignacio Leirana Castillo		CITROEN AX 1.6	2B	3	194.9	4	194.5	3	193.8	2	191.8	5	191.1	6	193.2	
7	13	CLUB JARAMA SPORT	Sergio Garcia Sardina		HYUNDAI GETZ 1.5 CRDi	2A	3	194.5	8	193.5	10	193.2	3	192.8	2	192.8	4	193.4	
8	19	C.D.E. ULTIMA VUELTA	Adrian Martin Abrales	Rk	HYUNDAI GETZ 1.5 CRDi	2A	4	191.8	2	191.4	5	189.4	3	189.4	9	189.1	4	190.2	
9	38	RASANTE SPORT	Eduardo Martin Martinez	Rk	<u>Miguel A. Martin Calvo</u>	VOLKSWAGEN GOLF	EN	2	191.4	9	191.1	8	190.4	6	190.1	4	190.1	10	190.6
10	18	C.D.E. ULTIMA VUELTA	Francisco Torres Alcalá	Jr	HYUNDAI GETZ 1.5 CRDi	2A	5	190.8	2	190.1	5	189.8	4	189.8	7	189.8	9	190.0	
11	24	JOSE D. BARTOL SALAZAR	José David Bartol Salazar	Rk	OPEL KADETT 2.0	EN	3	189.1	9	188.8	7	188.4	6	187.8	8	187.8	10	188.4	
12	14	CHRISTIAN GARCIA GARCIA	Christian García García	Jr	HYUNDAI ACCENT 1.6	2A	6	185.8	2	185.5	3	184.6	4	183.6	5	182.7	9	184.4	
13	46	CLUB JARAMA SPORT	Eugenio Moreno Vicente	Rk	BMW 325	EN	4	184.3	2	178.8	4	173.9	5	170.6	3	163.8	6	174.3	
14	27	EFICAR TEAM	Teo Antonio Perez Palomo		BMW E36 325i	EN	5	183.0	10	181.5	5	181.5	9	180.9	4	180.3	6	181.4	
15	45	CLUB AUTOMOVIL SIERO	Miguel A. Ureña Garcia	<u>José Luis Crespillo Calderon</u>	FORD PUMA 1.6	1	1	183.0	3	182.7	5	180.6	4	180.6	9	177.9	2	180.9	
16	10	RASANTE SPORT	Enrique Sanchez Gonzalez	Rk	MAZDA MX5 CUP	EN	6	182.1	4	181.5	3	178.2	2	123.5	1	56.1	5	144.3	
17	11	ESCUADERIA MADRID	Juan Collin Camacho	<u>Alvaro Collin Tallavi</u>	BMW E36 325i	EN	7	182.1	4	180.9	6	179.7	9	179.1	10	178.2	8	180.0	
18	3	C.D.E. ULTIMA VUELTA	<u>Jorge Tello Villa</u>	Rk	José M. Serrano Gutierrez	MAZDA MX5	EN	8	176.1	2	174.7	10	174.1	9	173.3	8	172.2	6	174.1
19	23	A.D. CLEMENTE ARROYO	Antonio Vígara Tena	<u>Jesus S. Escolar Alvarez</u>	HYUNDAI ACCENT 1.6	2B	4	174.7	4	174.1	2	173.9	5	173.3	6	173.0	3	173.8	
20	47	A.E.C.D.	Guillermo Velasco Ortega		DATSUN 120	EN	9	144.9	8	142.8	6	141.9	3	141.7	4	141.5	2	142.6	



Circuito del Jarama

División 1

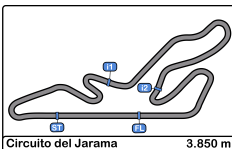
2ª Carrera

Secuencia Vueltas Rápidas



<u>Vta.</u>	<u>Hora Día</u>	<u>Tiempo Sesión</u>	<u>Nº</u>	<u>Concursante</u>	<u>Piloto 1</u>	<u>Piloto 2</u>	<u>Vehículo</u>	<u>Cat</u>	<u>Tiempo</u>	<u>Km/h</u>
2	17:28:58.232	3:46.232	1	IGNACIO LEIRANA	Ignacio Leirana Castillo		CITROEN AX 1.6	2B	1:51.275	124.5
3	17:30:49.299	5:37.299	1	IGNACIO LEIRANA	Ignacio Leirana Castillo		CITROEN AX 1.6	2B	1:51.067	124.7





Circuito del Jarama

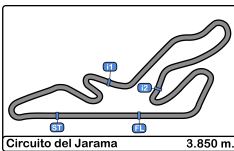
División 1

2ª Carrera

Mejor Maxima Velocidad del Evento



Nº	Concursante	Piloto 1	Piloto 2	Vehiculo	Cat	Km/h	Sesión
12	RASANTE SPORT	Jaime Cela Talavera		CITROEN SAXO 1.6	2B	203.3	1ª Carrera
2	LA RUINA RACING	Alfonso Sangrador Alvarez		HONDA CIVIC 1.6	2A	200.7	2ª Carrera
20	EFICAR TEAM	Juan Carlos Lopez Olmo		MERCEDES BENZ 190 2.3	EN	199.2	2ª Carrera
11	ESCUADERIA MADRID	Juan Collin Camacho	Alvaro Collin Tallavi	BMW E36 325i	EN	198.8	Entrenamiento cronometrado
8	ESCUADERIA GREDOS	Javier Moreno Garcia		PEUGEOT 205 1.6	2B	196.3	2ª Carrera
29	C.D.E. DEYSCOM SPORT	Carlos Plazio Gómez		CITROEN SAXO 1.6	2A	196.3	2ª Carrera
1	IGNACIO LEIRANA CASTILLO	Ignacio Leirana Castillo		CITROEN AX 1.6	2B	194.9	2ª Carrera
13	CLUB JARAMA SPORT	Sergio Garcia Sardina		HYUNDAI GETZ 1.5 CRDi	2A	194.5	2ª Carrera
19	C.D.E. ULTIMA VUELTA	Adrian Martin Abrales	Rk	HYUNDAI GETZ 1.5 CRDi	2A	191.8	2ª Carrera
18	C.D.E. ULTIMA VUELTA	Francisco Torres Alcala	Jr	HYUNDAI GETZ 1.5 CRDi	2A	191.4	1ª Carrera
38	RASANTE SPORT	Eduardo Martin Martinez	Rk Miguel A. Martin Calvo	VOLKSWAGEN GOLF	EN	191.4	2ª Carrera
6	EFICAR TEAM	Cristian Sosa De Ana		HONDA CIVIC 1.6	2A	189.4	1ª Carrera
31	C.D.E. DEYSCOM SPORT	Oscar Plazio Gómez		HONDA CIVIC 1.6	2B	189.1	Entrenamiento cronometrado
24	JOSE D. BARTOL SALAZAR	José David Bartol Salazar	Rk	OPEL KADETT 2.0	EN	189.1	2ª Carrera
9	EFICAR TEAM	Santiago Castilla Salinero		HYUNDAI GETZ 1.5 CRDi	2B	188.4	Entrenamiento cronometrado
14	CHRISTIAN GARCIA GARCIA	Christian García García	Jr	HYUNDAI ACCENT 1.6	2A	185.8	2ª Carrera
46	CLUB JARAMA SPORT	Eugenio Moreno Vicente	Rk	BMW 325	EN	184.6	Entrenamiento OPTATIVO - 2
27	EFICAR TEAM	Teo Antonio Perez Palomo		BMW E36 325i	EN	183.9	Entrenamiento cronometrado
45	CLUB AUTOMOVIL SIERO	Miguel A. Ureña Garcia	José Luis Crespillo Calderon	FORD PUMA 1.6	1	183.0	2ª Carrera
10	RASANTE SPORT	Enrique Sanchez Gonzalez	Rk	MAZDA MX5 CUP	EN	182.1	2ª Carrera
3	C.D.E. ULTIMA VUELTA	Jorge Tello Villa	Rk José M. Serrano Gutierrez	Rk MAZDA MX5	EN	176.1	2ª Carrera
23	A.D. CLEMENTE ARROYO	Antonio Vigara Tena	Jesus S. Escolar Alvarez	HYUNDAI ACCENT 1.6	2B	175.6	1ª Carrera
7	CHEFO SPORT	Jesús A. Hernandez Jimenez		CITROEN SAXO 1.6	2B	173.9	Entrenamiento OPTATIVO - 2
35	SMC Junior Motorsport	Mauricio Bajo		SEAT 124 SPORT	2B	168.4	Entrenamiento cronometrado
34	SMC Junior Motorsport	Alvaro Bajo		RENAULT 8 GORDINI	2B	158.5	Entrenamiento cronometrado
47	A.E.C.D.	Guillermo Velasco Ortega		DATSUN 120	EN	144.9	2ª Carrera



Circuito del Jarama

División 1

2ª Carrera

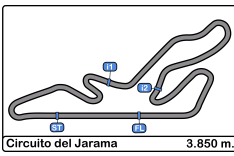
Cuentavueltas



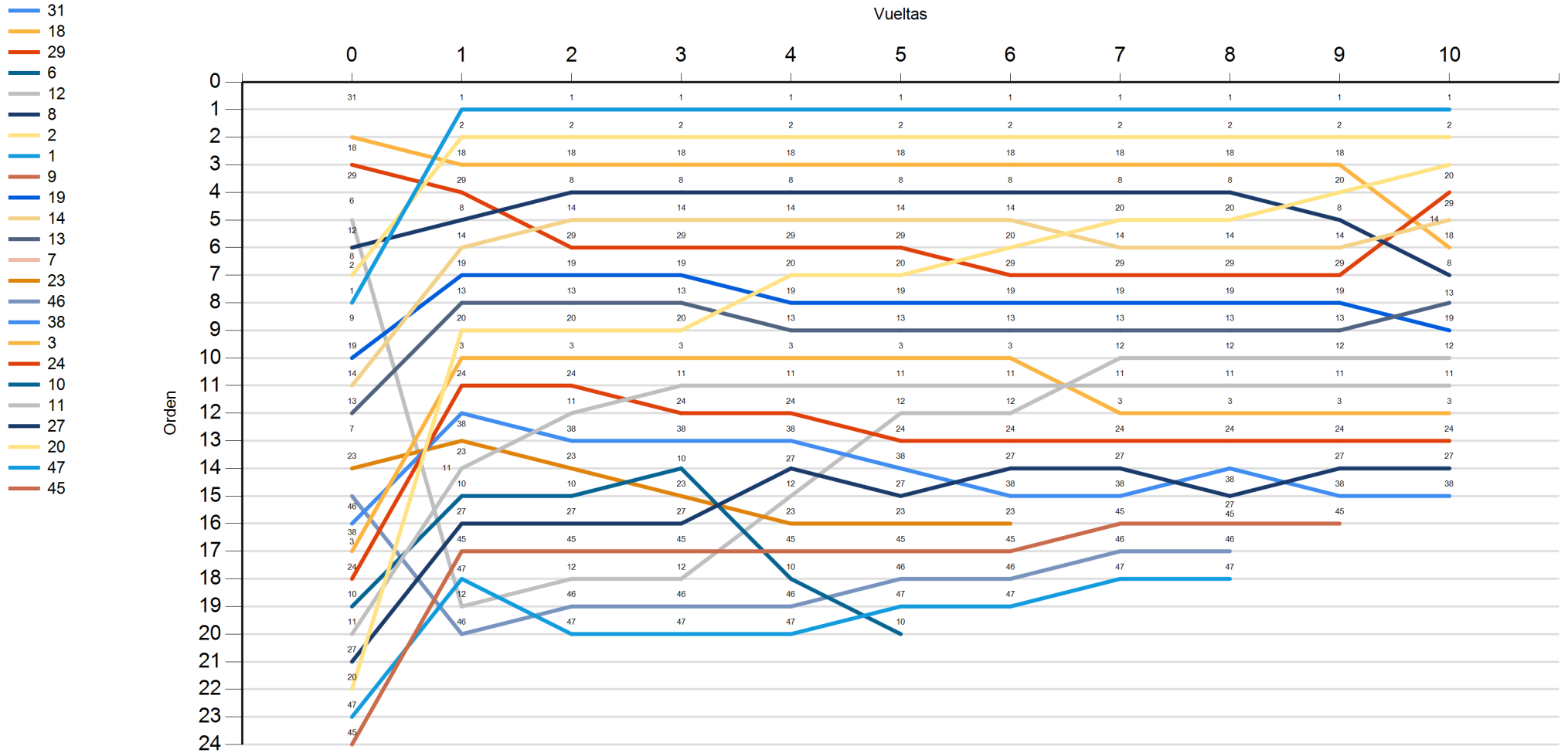
Vta.

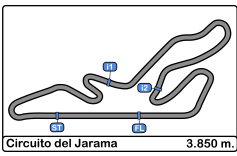
Nr	Po	Grid	1	2	3	4	5	6	7	8	9	10
31	1	31	1	1	1	1	1	1	1	1	1	1
18	2	18	2	2	2	2	2	2	2	2	2	2
29	3	29	18	18	18	18	18	18	18	18	18	20
6	4	6	29	8	8	8	8	8	8	8	20	29
12	5	12	8	14	14	14	14	14	20	20	8	14
8	6	8	14	29	29	29	29	20	14	14	14	18
2	7	2	19	19	19	20	20	29	29	29	29	8
1	8	1	13	13	13	19	19	19	19	19	19	13
9	9	9	20	20	20	13	13	13	13	13	13	19
19	10	19	3	3	3	3	3	3	12	12	12	12
14	11	14	24	24	11	11	11	11	11	11	11	11
13	12	13	38	11	24	24	12	12	3	3	3	3
7	13	7	23	38	38	38	24	24	24	24	24	24
23	14	23	11	23	10	27	38	27	27	38	27	27
46	15	46	10	10	23	12	27	38	38	27	38	38
38	16	38	27	27	27	23	23	23	45	45	45	
3	17	3	45	45	45	45	45	45	46	46		
24	18	24	47	12	12	10	46	46	47	47		
10	19	10	12	46	46	46	47	47				
11	20	11	46	47	47	47	10					
27	21	27										
20	22	20										
47	23	47										
45	24	45										





Circuito del Jarama
División 1
2ª Carrera
Cuentavueltas Gráfico





Circuito del Jarama

División 1

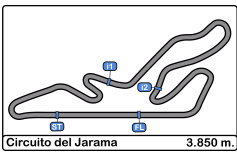
2ª Carrera

Tiempos Parada en Pit



Nr.	Hora Día En.	Concursante	Nac	Piloto 1	Nac	Piloto 2	Nac	Vehiculo	Cat	Tiempo Entra.	Stop N°	Tiempo Box	Handicap	Penalty
10	16:33:46.769	RASANTE SPORT		Enrique Sanchez		Bronze		MAZDA MX5 CUP	EN	8:34.347	1	9:26.526		






Circuito del Jarama
División 1
2ª Carrera
Resultados Finales



Cls	Nº	Concursante	Piloto 1	Piloto 2	Vehiculo	Cat	Cl	Vtas.	Tiempo	Dif 1º	Intervalo	Km/h	V.R.	Tiempo	Km/h		
1	1	IGNACIO LEIRANA CASTILL	Ignacio Leirana Castillo		CITROEN AX 1.6	2B	1	10	18:58.196			121.7	3	1:51.067	124.7		
2	2	LA RUINA RACING	Alfonso Sangrador Alvarez		HONDA CIVIC 1.6	2A	1	10	19:02.377	4.181	4.181	121.3	2	1:52.208	123.5		
3	20	EFICAR TEAM	Juan Carlos Lopez Olmo		MERCEDES BENZ 190 2.3	EN	1	10	19:31.684	33.488	29.307	118.2	6	1:55.010	120.5		
4	29	C.D.E. DEYSCOM SPORT	Carlos Plazio Gómez		CITROEN SAXO 1.6	2A	2	10	19:33.492	35.296	1.808	118.1	10	1:55.573	119.9		
5	14	CHRISTIAN GARCIA GARCI	Christian García García	Jr	HYUNDAI ACCENT 1.6	2A	3	10	19:35.027	36.831	1.535	117.9	3	1:56.494	118.9		
6	18	C.D.E. ULTIMA VUELTA	Francisco Torres Alcalá	Jr	HYUNDAI GETZ 1.5 CRDi	2A	4	10	19:38.744	40.548	3.717	117.5	7	1:56.264	119.2		
7	8	ESCUADERIA GREDOS	Javier Moreno García		PEUGEOT 205 1.6	2B	2	10	19:43.338	45.142	4.594	117.1	3	1:55.804	119.6		
8	13	CLUB JARAMA SPORT	Sergio Garcia Sardina		HYUNDAI GETZ 1.5 CRDi	2A	5	10	19:52.084	53.888	8.746	116.2	2	1:58.034	117.4		
9	19	C.D.E. ULTIMA VUELTA	Adrian Martin Abrales	Rk	HYUNDAI GETZ 1.5 CRDi	2A	6	10	19:52.592	54.396	0.508	116.2	3	1:58.232	117.2		
10	12	RASANTE SPORT	Jaime Cela Talavera		CITROEN SAXO 1.6	2B	3	10	20:22.938	1:24.742	30.346	113.3	3	1:56.009	119.4		
11	11	ESCUADERIA MADRID	Juan Collin Camacho	<u>Alvaro Collin Tallavi</u>	BMW E36 325i	EN	2	10	20:27.635	1:29.439	4.697	112.9	6	2:00.072	115.4		
12	3	C.D.E. ULTIMA VUELTA	<u>Jorge Tello Villa</u>	Rk	José M. Serrano Gutierrez	Rk	MAZDA MX5	EN	3	10	20:31.158	1:32.962	3.523	112.5	8	2:01.658	113.9
13	24	JOSE D. BARTOL SALAZAR	José David Bartol Salazar	Rk	OPEL KADETT 2.0	EN	4	10	20:49.806	1:51.610	18.648	110.8	4	2:04.105	111.6		
14	27	EFICAR TEAM	Teo Antonio Perez Palomo		BMW E36 325i	EN	5	10	20:50.653	1:52.457	0.847	110.8	4	2:02.291	113.3		
15	38	RASANTE SPORT	Eduardo Martin Martinez	Rk	<u>Miguel A. Martin Calvo</u>	VOLKSWAGEN GOLF	EN	6	10	20:51.293	1:53.097	0.640	110.7	3	2:03.298	112.4	
16	45	CLUB AUTOMOVIL SIERO	Miguel A. Ureña García		<u>José Luis Crespillo Calderon</u>	FORD PUMA 1.6	1	1	9	19:06.310	1 Vta	1 Vta	108.8	5	2:04.754	111.0	
17	46	CLUB JARAMA SPORT	Eugenio Moreno Vicente	Rk	BMW 325	EN	7	8	18:50.478	2 Vtas	1 Vta	98.0	4	2:08.344	107.9		
18	47	A.E.C.D.	Guillermo Velasco Ortega		DATSUN 120	EN	8	8	19:31.779	2 Vtas	41.301	94.6	3	2:24.017	96.2		
No clasificados: (Requerimientos: 75% del número de vueltas del lider = 8 Vueltas)																	
23	A.D. CLEMENTE ARROYO	Antonio Vigara Tena		<u>Jesus S. Escolar Alvarez</u>	HYUNDAI ACCENT 1.6	2B	4	6	12:39.570	4 Vtas	2 Vtas	109.4	3	2:05.449	110.4		
10	RASANTE SPORT	Enrique Sanchez Gonzalez	Rk		MAZDA MX5 CUP	EN	9	5	20:38.021	5 Vtas	1 Vta	55.9	3	2:03.461	112.2		
31	C.D.E. DEYSCOM SPORT	Oscar Plazio Gómez			HONDA CIVIC 1.6	2B	5										
6	EFICAR TEAM	Cristian Sosa De Ana			HONDA CIVIC 1.6	2A	7										
9	EFICAR TEAM	Santiago Castilla Salinero			HYUNDAI GETZ 1.5 CRDi	2B	6										
7	CHEFO SPORT	Jesús A. Hernandez Jimenez			CITROEN SAXO 1.6	2B	7										

Vuelta Rápida Ignacio Leirana Castillo en 1:51.067 a 124.8 Km/h en la vuelta 3

Publicado a las:.....

Comisarios Deportivos:	Director de Carrera:	Cronometrador: 
-------------------------------	-----------------------------	---

