


Circuito del Jarama
Copa KOBE de Circuitos
2ª Carrera
Resultados Provisionales

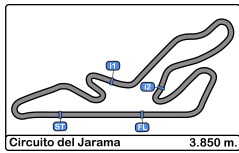


Cls	Nº	Piloto	Concursante	Cat.	Vtas.	Tiempo	Dif 1º	Intervalo	Km/h	V.R.	Tiempo	Km/h
1	10	Miguel Villaceros Sundmaches	Automovil Club Madrid Sport		12	27:23.723			101.1	8	2:15.807	102.0
2	1	Antonio Albacete Polo	Teo Martín Motorsport		12	27:24.094	0.371	0.371	101.1	8	2:16.376	101.6
3	5	Jorge J. Rodriguez Cañibano	Eficar Team	RkSJun	12	27:25.189	1.466	1.095	101.0	6	2:16.091	101.8
4	13	Sergio López Mayoral	Paradinas MotorSport	Jun	12	27:25.446	1.723	0.257	101.0	9	2:16.164	101.7
5	26	Isidro Callejas	R A C E	RkSJun	12	27:25.795	2.072	0.349	101.0	9	2:15.796	102.0
6	35	Angel Rodriguez Cabello	Overcar Team	Sen	12	27:26.172	2.449	0.377	101.0	9	2:15.904	101.9
7	33	Felix Aparicio Rodriguez	VSR Motorsport	RkSJun	12	27:34.696	10.973	8.524	100.5	10	2:16.370	101.6
8	12	Alvaro Serrano Aguilar	A. E. C. D.		12	27:35.807	12.084	1.111	100.4	10	2:16.423	101.5
9	53	José Marcial Rodriguez Cañibano	Eficar Team	Jun	12	27:36.660	12.937	0.853	100.3	3	2:16.632	101.4
10	7	Busian Fontán Alcalde	Club Jarama Sport	Rk	12	27:37.806	14.083	1.146	100.3	10	2:16.971	101.1
11	11	Alejandro Romero Beiro	Eficar Team	RkSen	12	27:39.139	15.416	1.333	100.2	4	2:16.077	101.8
12	2	Rafael Camacho Angulo	C.D.E. Última Vuelta	Rk	12	27:39.210	15.487	0.071	100.2	4	2:16.325	101.6
13	17	Ana Barreras Barbero	Automóvil Club Madrid Sport	Fem	12	27:39.650	15.927	0.440	100.2	4	2:16.580	101.4
14	8	Alberto Gonzalez Checa	C.D.E. Última Vuelta		12	27:43.056	19.333	3.406	100.0	4	2:16.906	101.2
15	9	Eduardo Alonso De Pablo	R A C E	Rk	12	27:53.352	29.629	10.296	99.3	4	2:18.005	100.4
16	23	Miguel González Manzanegue	Paradinas MotorSport		12	28:26.484	1:02.761	33.132	97.4	2	2:18.041	100.4
17	42	Mónica Plaza Vazquez	C. D. Cuenca Motor 4x4	Fem Rk	12	28:26.766	1:03.043	0.282	97.4	5	2:20.598	98.5
18	3	Sergio Caval Diez	Rasante Sport	RkSen	12	28:31.053	1:07.330	4.287	97.2	4	2:18.449	100.1
19	77	Jean Louis Carponcin	Jean Louis Carponcin	RkSen	11	28:38.285	1 Vta	1 Vta	88.7	9	2:17.144	101.0
Not Cat.ified: (Requirements: 75% of number Vtas. of leader = 9 Vtas.)												
6		Pablo Amorós Leblic	Eficar Team	Sen	6	14:00.311	6 Vtas.	5 Vtas.	98.9	3	2:16.659	101.4

Vuelta Rápida Isidro Callejas en 2:15.796 a 102.1 Km/h en la vuelta 9

Publicada a las :.....

Comisarios Deportivos:	Director de Carrera:	Cronometrador: 
-------------------------------	-----------------------------	--

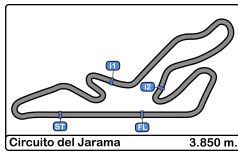


Circuito del Jarama
Copa KOBE de Circuitos
2ª Carrera



Clasificación Provisional por Vuelta Rápida de Piloto

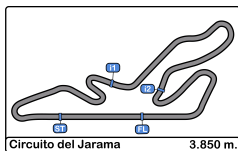
Cls	Nº	Piloto	Concursante	Cat.	Vtas	V.R.	Tiempo	Dif 1º	Intervalo	Km/h
1	26	Isidro Callejas	R A C E	RkSJun	12	9	2:15.796			102.0
2	10	Miguel Villaceros Sundmaches	Automovil Club Madrid Sport		12	8	2:15.807	0.011	0.011	102.0
3	35	Angel Rodriguez Cabello	Overcar Team	Sen	12	9	2:15.904	0.108	0.097	101.9
4	11	Alejandro Romero Beiro	Eficar Team	RkSen	12	4	2:16.077	0.281	0.173	101.8
5	5	Jorge J. Rodriguez Cañibano	Eficar Team	RkSJun	12	6	2:16.091	0.295	0.014	101.8
6	13	Sergio López Mayoral	Paradinas MotorSport	Jun	12	9	2:16.164	0.368	0.073	101.7
7	2	Rafael Camacho Angulo	C.D.E. Última Vuelta	Rk	12	4	2:16.325	0.529	0.161	101.6
8	33	Felix Aparicio Rodriguez	VSR Motorsport	RkSJun	12	10	2:16.370	0.574	0.045	101.6
9	1	Antonio Albacete Polo	Teo Martín Motorsport		12	8	2:16.376	0.580	0.006	101.6
10	12	Alvaro Serrano Aguilar	A. E. C. D.		12	10	2:16.423	0.627	0.047	101.5
11	17	Ana Barreras Barbero	Automóvil Club Madrid Sport	Fem	12	4	2:16.580	0.784	0.157	101.4
12	53	José Marcial Rodriguez Cañibano	Eficar Team	Jun	12	3	2:16.632	0.836	0.052	101.4
13	6	Pablo Amorós Leblic	Eficar Team	Sen	6	3	2:16.659	0.863	0.027	101.4
14	8	Alberto Gonzalez Checa	C.D.E. Última Vuelta		12	4	2:16.906	1.110	0.247	101.2
15	7	Busian Fontán Alcalde	Club Jarama Sport	Rk	12	10	2:16.971	1.175	0.065	101.1
16	77	Jean Louis Carponcin	Jean Louis Carponcin	RkSen	11	9	2:17.144	1.348	0.173	101.0
17	9	Eduardo Alonso De Pablo	R A C E	Rk	12	4	2:18.005	2.209	0.861	100.4
18	23	Miguel González Manzaneque	Paradinas MotorSport		12	2	2:18.041	2.245	0.036	100.4
19	3	Sergio Caval Diez	Rasante Sport	RkSen	12	4	2:18.449	2.653	0.408	100.1
20	42	Mónica Plaza Vazquez	C. D. Cuenca Motor 4x4	Fem Rk	12	5	2:20.598	4.802	2.149	98.5



Circuito del Jarama
Copa KOBE de Circuitos
2ª Carrera
Distancia y Velocidad Media



Cls	Nº	Piloto	Nac	Concursante	Cat.	Cls	Vtas.	Distancia	Tiempo	Km/h
1	10	Miguel Villaceros Sundmaches		Automovil Club Madrid Sport			12	46.20	27:23.723	101.1
2	1	Antonio Albacete Polo		Teo Martín Motorsport		1	12	46.20	27:24.094	101.1
3	5	Jorge J. Rodriguez Cañibano		Eficar Team	RkSJun	1	12	46.20	27:25.189	101.0
4	13	Sergio López Mayoral		Paradinas MotorSport	Jun	1	12	46.20	27:25.446	101.0
5	26	Isidro Callejas		R A C E	RkSJun	2	12	46.20	27:25.795	101.0
6	35	Angel Rodriguez Cabello		Overcar Team	Sen	1	12	46.20	27:26.172	101.0
7	33	Felix Aparicio Rodriguez		VSR Motorsport	RkSJun	3	12	46.20	27:34.696	100.5
8	12	Alvaro Serrano Aguilar		A. E. C. D.			12	46.20	27:35.807	100.4
9	53	José Marcial Rodriguez Cañibano		Eficar Team	Jun	2	12	46.20	27:36.660	100.3
10	7	Busian Fontán Alcalde		Club Jarama Sport	Rk	1	12	46.20	27:37.806	100.3
11	11	Alejandro Romero Beiro		Eficar Team	RkSen	1	12	46.20	27:39.139	100.2
12	2	Rafael Camacho Angulo		C.D.E. Última Vuelta	Rk	2	12	46.20	27:39.210	100.2
13	17	Ana Barreras Barbero		Automóvil Club Madrid Sport	Fem	1	12	46.20	27:39.650	100.2
14	8	Alberto Gonzalez Checa		C.D.E. Última Vuelta			12	46.20	27:43.056	100.0
15	9	Eduardo Alonso De Pablo		R A C E	Rk	3	12	46.20	27:53.352	99.3
16	23	Miguel González Manzaneque		Paradinas MotorSport			12	46.20	28:26.484	97.4
17	42	Mónica Plaza Vazquez		C. D. Cuenca Motor 4x4	Fem Rk	1	12	46.20	28:26.766	97.4
18	3	Sergio Caval Diez		Rasante Sport	RkSen	2	12	46.20	28:31.053	97.2
19	77	Jean Louis Carponcin		Jean Louis Carponcin	RkSen	3	11	42.35	28:38.285	88.7
Not Cat.ified: (Requirements: 75% of number Vtas. of leader = 9 Vtas.)										
	6	Pablo Amorós Leblic		Eficar Team	Sen	2	6	23.10	14:00.311	98.9



Circuito del Jarama
Copa KOBE de Circuitos
2ª Carrera
Tiempos Por Vuelta

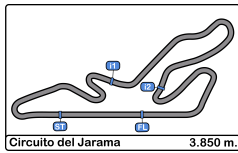


1							5								
1 Antonio Albacete Polo							1 Jorge J. Rodriguez Cañibano								
Toyota Aygo							Toyota Aygo								
* 2 Teo Martín Motorsport							2 SJUN/RK Eficar Team								
Vta	D	Tiempo	Sector 1	Sector 2	Sector 3	V.Max	Elapsed	Vta	D	Tiempo	Sector 1	Sector 2	Sector 3	V.Max	Elapsed
1		2:18.326	53.140	47.465	37.721	79.6	2:18.326	1		2:19.583	53.897	47.667	38.019	83.7	2:19.583
2		2:16.807	51.741	47.375	37.691	150.2	4:35.133	2		2:17.289	51.988	47.201	38.100	154.9	4:36.872
3		2:16.674	51.616	47.339	37.719	150.4	6:51.807	3		2:16.744	51.657	47.018	38.069	152.9	6:53.616
4		2:16.908	51.732	47.336	37.840	150.6	9:08.715	4		2:16.692	51.735	46.998	37.959	152.9	9:10.308
5		2:17.004	51.804	47.478	37.722	150.6	11:25.719	5		2:16.695	51.823	47.080	37.792	153.6	11:27.003
6		2:16.763	51.698	47.352	37.713	151.0	13:42.482	6		2:16.091	51.556	46.912	37.623	154.0	13:43.094
7		2:16.434	51.593	47.180	37.661	151.2	15:58.916	7		2:16.352	51.382	47.189	37.781	154.7	15:59.446
8		2:16.376	51.525	47.279	37.572	151.8	18:15.292	8		2:16.159	51.452	47.083	37.624	154.7	18:15.605
9		2:17.117	52.178		2:54.689	152.9	20:32.409	9		2:17.279	52.093	47.265	37.921	154.9	20:32.884
10		2:16.545	51.585	47.294	37.666	151.6	22:48.954	10		2:16.710	51.525	47.116	38.069	156.5	22:49.594
11		2:16.806	51.622	47.501	37.683	151.8	25:05.760	11		2:16.946	51.550	47.794	37.602	156.5	25:06.540
12		2:18.334	52.652	47.691	37.991	151.6	27:24.094	12		2:18.649	52.562	47.775	38.312	156.7	27:25.189

2							6								
1 Rafael Camacho Angulo							1 Pablo Amorós Leblic								
Toyota Aygo							Toyota Aygo								
RK 2 C.D.E. Última Vuelta							2 SEN Eficar Team								
Vta	D	Tiempo	Sector 1	Sector 2	Sector 3	V.Max	Elapsed	Vta	D	Tiempo	Sector 1	Sector 2	Sector 3	V.Max	Elapsed
1		2:21.626	55.630	47.872	38.124	90.9	2:21.626	1		2:20.029	54.529	47.560	37.940	89.1	2:20.029
2		2:20.132	52.319	47.427	40.386	157.4	4:41.758	2		2:18.487	52.657	47.885	37.945	157.2	4:38.516
3		2:19.077	54.034	47.417	37.626	154.0	7:00.835	3		2:16.659	51.600	47.311	37.748	156.9	6:55.175
4		2:16.325	51.258	47.225	37.842	156.7	9:17.160	4		2:17.621	52.184	47.474	37.963	157.4	9:12.796
5		2:17.784	51.506	47.704	38.574	157.2	11:34.944	5		2:18.847	52.723	48.157	37.967	151.0	11:31.643
6		2:17.370	52.237	47.403	37.730	154.0	13:52.314	6		2:28.668 P	52.506	47.947	48.215	156.9	14:00.311
7		2:16.673	51.293	47.403	37.977	158.5	16:08.987								
8		2:18.816	52.441	47.909	38.466	159.0	18:27.803								
9		2:18.203	52.372	47.724	38.107	156.2	20:46.006								
10		2:16.935	51.743	47.223	37.969	155.6	23:02.941								
11		2:17.643	52.241	47.411	37.991	155.3	25:20.584								
12		2:18.626	52.368	47.852	38.406	156.2	27:39.210								

3							7								
1 Sergio Caval Diez							1 Busian Fontán Alcalde								
Toyota Aygo							Toyota Aygo								
SEN/RK 2 Rasante Sport							2 Club Jarama Sport								
Vta	D	Tiempo	Sector 1	Sector 2	Sector 3	V.Max	Elapsed	Vta	D	Tiempo	Sector 1	Sector 2	Sector 3	V.Max	Elapsed
1		2:26.139	59.157	47.969	39.013	101.4	2:26.139	1		2:19.179	53.581	47.612	37.986	79.6	2:19.179
2		2:21.082	53.765	48.633	38.684	152.5	4:47.221	2		2:18.600	52.971	47.736	37.893	148.5	4:37.779
3		2:18.999	52.901	47.844	38.254	155.3	7:06.220	3		2:16.978	51.554	47.330	38.094	152.5	6:54.757
4		2:18.449	52.150	47.846	38.453	154.9	9:24.669	4		2:19.231	52.627	47.793	38.811	151.0	9:13.988
5		2:32.305	1:05.056	48.518	38.731	155.1	11:56.974	5		2:18.495	52.658	47.822	38.015	152.1	11:32.483
6		2:19.256	52.592		2:57.987	152.3	14:16.230	6		2:17.671	52.123	47.682	37.866	155.1	13:50.154
7		2:19.858	52.470	48.480	38.908	152.5	16:36.088	7		2:17.666	52.235	47.531	37.900	149.5	16:07.820
8		2:22.739	54.523	48.447	39.769	151.4	18:58.827	8		2:19.553	53.683	47.842	38.028	156.0	18:27.373
9		2:34.017	54.823	48.566	50.628	146.1	21:32.844	9		2:18.185	52.445	47.651	38.089	152.5	20:45.558
10		2:19.969	53.313	48.191	38.465	147.5	23:52.813	10		2:16.971	51.580	47.426	37.965	152.3	23:02.529
11		2:18.817	52.292	48.078	38.447	151.4	26:11.630	11		2:17.620	52.185	47.558	37.877	151.0	25:20.149
12		2:19.423	52.597	48.321	38.505	151.2	28:31.053	12		2:17.657	51.980	47.625	38.052	150.6	27:37.806

8							
1 Alberto Gonzalez Checa							
Toyota Aygo							
2 C.D.E. Última Vuelta							
Vta	D	Tiempo	Sector 1	Sector 2	Sector 3	V.Max	Elapsed
1		2:21.318	55.154	48.036	38.128	86.6	2:21.318
2		2:18.528	52.298	47.641	38.589	155.3	4:39.846
3		2:18.703	53.103	47.586	38.014	158.1	6:58.549
4		2:16.906	51.549	47.398	37.959	156.0	9:15.455
5		2:18.844	52.121	48.209	38.514	158.8	11:34.299
6		2:17.780	51.794	47.936	38.050	155.3	13:52.079
7		2:19.023	52.562	47.890	38.571	157.8	16:11.102
8		2:17.581	51.543	47.738	38.300	157.8	18:28.683
9		2:21.432	52.041	51.312	38.079	154.0	20:50.115
10		2:17.203	51.673		2:55.282	152.7	23:07.318
11		2:17.274	51.834	47.511	37.929	152.9	25:24.592
12		2:18.464	51.958	48.015	38.491	150.0	27:43.056



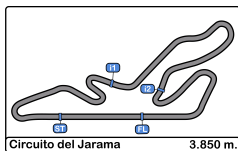
Circuito del Jarama
Copa KOBE de Circuitos
2ª Carrera
Tiempos Por Vuelta



9							12								
1 Eduardo Alonso De Pablo							1 Alvaro Serrano Aguilar								
Toyota Aygo							Toyota Aygo								
RK	2						2						A. E. C. D.		
Vta	D	Tiempo	Sector 1	Sector 2	Sector 3	V.Max	Elapsed	Vta	D	Tiempo	Sector 1	Sector 2	Sector 3	V.Max	Elapsed
1		2:25.804	58.272	48.229	39.303	98.8	2:25.804	1		2:23.949	57.768	48.117	38.064	106.0	2:23.949
2		2:20.899	53.928		3:00.202	152.5	4:46.703	2		2:17.757	52.403	47.289	38.065	155.3	4:41.706
3		2:18.578	52.744	47.617	38.217	152.3	7:05.281	3		2:17.428	52.578	47.042	37.808	152.3	6:59.134
4		2:18.005	51.981	47.890	38.134	152.3	9:23.286	4		2:16.501	51.683	46.878	37.940	157.4	9:15.635
5		2:18.323	52.121		2:56.457	152.3	11:41.609	5		2:17.438	51.423	47.920	38.095	159.2	11:33.073
6		2:18.903	52.532	48.037	38.334	152.3	14:00.512	6		2:18.048	51.979		2:56.143	159.7	13:51.121
7		2:18.431	52.445		2:56.765	151.8	16:18.943	7		2:17.565	52.054	47.522	37.989	157.8	16:08.686
8		2:18.370	52.242	48.022	38.106	152.1	18:37.313	8		2:17.340	51.959	47.384	37.997	158.8	18:26.026
9		2:18.586	52.132	47.988	38.466	152.1	20:55.899	9		2:19.114	52.937	48.365	37.812	156.0	20:45.140
10		2:18.657	52.288	48.049	38.320	152.1	23:14.556	10		2:16.423	51.360		2:54.235	156.9	23:01.563
11		2:19.053	52.437	48.059	38.557	152.3	25:33.609	11		2:17.462	51.730	47.720	38.012	156.0	25:19.025
12		2:19.743	52.736	48.263	38.744	151.6	27:53.352	12		2:16.782	51.592	47.222	37.968	156.9	27:35.807

10							13								
1 Miguel Villaceros Sundmaches							1 Sergio López Mayoral								
Toyota Aygo							Toyota Aygo								
RK	2						2						A. E. C. D.		
Vta	D	Tiempo	Sector 1	Sector 2	Sector 3	V.Max	Elapsed	Vta	D	Tiempo	Sector 1	Sector 2	Sector 3	V.Max	Elapsed
1		2:20.192	55.115	47.266	37.811	92.9	2:20.192	1		2:23.058	56.654	47.445	38.959	99.0	2:23.058
2		2:17.807	52.330	47.701	37.776	157.6	4:37.999	2		2:17.185	51.439	47.381	38.365	157.2	4:40.243
3		2:16.652	51.619	47.337	37.696	155.3	6:54.651	3		2:16.366	51.614	47.199	37.553	159.0	6:56.609
4		2:18.288	52.960	47.576	37.752	155.3	9:12.939	4		2:16.703	51.646	47.159	37.898	156.0	9:13.312
5		2:16.283	51.483	47.245	37.555	154.0	11:29.222	5		2:17.658	52.302	47.711	37.645	158.3	11:30.970
6		2:15.986	51.342		2:53.541	154.2	13:45.208	6		2:16.198	51.352	47.171	37.675	154.0	13:47.168
7		2:16.012	51.349	47.145	37.518	154.0	16:01.220	7		2:16.410	51.453	47.250	37.707	153.4	16:03.578
8		2:15.807	51.300	47.016	37.491	154.5	18:17.027	8		2:16.474	51.369		2:54.181	153.4	18:20.052
9		2:16.084	51.308		2:53.575	154.5	20:33.111	9		2:16.164	51.354		5:10.345	153.4	20:36.216
10		2:16.686	51.612	47.265	37.809	156.2	22:49.797	10		2:16.387	51.664	47.138	37.585	154.2	22:52.603
11		2:16.517	51.571	47.154	37.792	156.2	25:06.314	11		2:16.271	51.443	47.259	37.569	154.0	25:08.874
12		2:17.409	52.188	47.257	37.964	157.2	27:23.723	12		2:16.572	51.715	47.136	37.721	153.8	27:25.446

11							17								
1 Alejandro Romero Beiro							1 Ana Barreras Barbero								
Toyota Aygo							Toyota Aygo								
SEN/RK	2						2						A. E. C. D.		
Vta	D	Tiempo	Sector 1	Sector 2	Sector 3	V.Max	Elapsed	Vta	D	Tiempo	Sector 1	Sector 2	Sector 3	V.Max	Elapsed
1		2:23.544	56.165	47.495	39.884	93.9	2:23.544	1		2:23.880	57.363	48.061	38.456	98.4	2:23.880
2		2:18.615	52.962	47.450	38.203	152.9	4:42.159	2		2:18.957	52.909	47.721	38.327	149.1	4:42.837
3		2:18.264	53.373	47.231	37.660	155.6	7:00.423	3		2:19.052	53.544	47.408	38.100	156.7	7:01.889
4		2:16.077	51.373	46.892	37.812	157.2	9:16.500	4		2:16.580	51.582	47.138	37.860	155.6	9:18.469
5		2:18.360	51.730	47.731	38.899	159.7	11:34.860	5		2:17.127	51.621	47.441	38.065	155.6	11:35.596
6		2:17.802	52.306	47.648	37.848	151.2	13:52.662	6		2:18.040	51.875	47.962	38.203	156.9	13:53.636
7		2:18.186	52.371	47.351	38.464	157.8	16:10.848	7		2:17.734	51.786		2:55.937	154.9	16:11.370
8		2:17.861	52.309	47.323	38.229	156.5	18:28.709	8		2:18.366	52.284	48.127	37.955	157.8	18:29.736
9		2:18.619	52.389	48.419	37.811	153.4	20:47.328	9		2:17.092	51.809	47.599	37.684	155.8	20:46.828
10		2:16.977	51.705	47.020	38.252	156.2	23:04.305	10		2:17.162	51.654	47.234	38.274	155.1	23:03.990
11		2:16.550	51.637	47.037	37.876	156.7	25:20.855	11		2:18.246	52.623	47.626	37.997	152.9	25:22.236
12		2:18.284	52.087	47.574	38.623	157.4	27:39.139	12		2:17.414	51.793	47.715	37.906	154.5	27:39.650



Circuito del Jarama
Copa KOBE de Circuitos
2ª Carrera
Tiempos Por Vuelta



23 1 Miguel González Manzanegue Toyota Aygo **35** 1 Angel Rodriguez Cabello Toyota Aygo
 2 Paradin MotorSport SEN 2 Overcar Team

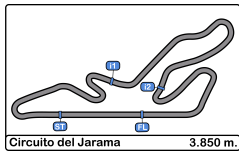
Vta	D	Tiempo	Sector 1	Sector 2	Sector 3	V.Max	Elapsed	Vta	D	Tiempo	Sector 1	Sector 2	Sector 3	V.Max	Elapsed
1		2:23.578	56.959	48.053	38.566	100.7	2:23.578	1		2:23.300	56.775	47.874	38.651	94.4	2:23.300
2		<u>2:18.041</u>	<u>52.040</u>	<u>47.682</u>	<u>38.319</u>	152.1	4:41.619	2		2:17.266	52.059	47.072	38.135	155.6	4:40.566
3		2:23.544	56.692	48.454	38.398	152.1	7:05.163	3		2:17.472	52.120	47.302	38.050	156.5	6:58.038
4		2:19.009	52.625	48.045	38.339	147.9	9:24.172	4		2:16.357	51.384		2:54.407	156.7	9:14.395
5		2:27.770	59.028	50.022	38.720	150.8	11:51.942	5		2:17.706	52.080	47.696	37.930	155.6	11:32.101
6		2:21.130	53.272		2:59.850	144.9	14:13.072	6		2:16.641	51.653	47.208	37.780	156.9	13:48.742
7		2:21.931	53.717	49.093	39.121	145.5	16:35.003	7		2:16.510	51.545	47.092	37.873	155.1	16:05.252
8		2:23.561	54.268	49.277	40.016	144.7	18:58.564	8		2:16.014	51.457	<u>46.906</u>	37.651	154.0	18:21.266
9		2:21.949	54.397	48.795	38.757	144.0	21:20.513	9		<u>2:15.904</u>	<u>51.324</u>		2:53.555	155.1	20:37.170
10		2:21.061	53.365	48.981	38.715	145.7	23:41.574	10		2:16.352	51.714	47.056	<u>37.582</u>	155.3	22:53.522
11		2:22.447	53.473	49.935	39.039	147.5	26:04.021	11		2:16.222	51.576	47.057	37.589	156.0	25:09.744
12		2:22.463	53.568	49.668	39.227	145.5	28:26.484	12		2:16.428	51.619	47.168	37.641	154.9	27:26.172

26 1 Isidro Callejas Toyota Aygo **42** 1 Mónica Plaza Vazquez Toyota Aygo
 SJUN/RK 2 R A C E FEM/RK 2 C. D. Cuenca Motor 4x4

Vta	D	Tiempo	Sector 1	Sector 2	Sector 3	V.Max	Elapsed	Vta	D	Tiempo	Sector 1	Sector 2	Sector 3	V.Max	Elapsed
1		2:22.272	56.472	47.460	38.340	95.1	2:22.272	1		2:27.145	59.922	<u>48.125</u>	39.098	99.5	2:27.145
2		2:17.697	51.887	47.411	38.399	155.3	4:39.969	2		2:21.517	54.029	48.451	<u>39.037</u>	154.7	4:48.662
3		2:17.447	52.472	47.228	37.747	157.2	6:57.416	3		2:21.480	53.427	48.528	39.525	153.6	7:10.142
4		2:16.576	51.431	47.194	37.951	155.3	9:13.992	4		2:22.438	53.562	48.861	40.015	152.7	9:32.580
5		2:17.827	51.934	47.974	37.919	154.0	11:31.819	5		<u>2:20.598</u>	<u>53.143</u>	48.333	39.122	153.6	11:53.178
6		2:16.451	51.488	47.308	37.655	157.6	13:48.270	6		2:20.937	53.314		3:00.059	152.9	14:14.115
7		2:16.305	51.405	47.235	37.665	153.4	16:04.575	7		2:21.524	53.546	48.697	39.281	153.6	16:35.639
8		2:16.191	51.268	47.219	37.704	154.0	18:20.766	8		2:22.117	54.290	48.508	39.319	149.7	18:57.756
9		<u>2:15.796</u>	<u>51.182</u>		2:53.500	154.0	20:36.562	9		2:21.387	53.562	48.432	39.393	151.2	21:19.143
10		2:16.442	51.871	<u>46.997</u>	<u>37.574</u>	156.2	22:53.004	10		2:21.556	53.660	48.562	39.334	150.8	23:40.699
11		2:16.268	51.492	47.133	37.643	155.3	25:09.272	11		2:23.553	54.466	48.869	40.218	150.8	26:04.252
12		2:16.523	51.765	47.100	37.658	155.6	27:25.795	12		2:22.514	54.491	48.812	39.211	145.7	28:26.766

33 1 Felix Aparicio Rodriguez Toyota Aygo **53** 1 José Marcial Rodriguez Cañibano Toyota Aygo
 SJUN/RK 2 VSR Motorsport JUN 2 Eficar Team

Vta	D	Tiempo	Sector 1	Sector 2	Sector 3	V.Max	Elapsed	Vta	D	Tiempo	Sector 1	Sector 2	Sector 3	V.Max	Elapsed
1		2:23.604	57.087	47.882	38.635	96.8	2:23.604	1		2:20.612	54.378	48.315	37.919	85.2	2:20.612
2		2:18.422	52.266	47.420	38.736	150.6	4:42.026	2		2:18.164	52.321	48.018	37.825	154.2	4:38.776
3		2:17.393	52.865	46.998	<u>37.530</u>	152.9	6:59.419	3		<u>2:16.632</u>	51.758	47.253	<u>37.621</u>	157.2	6:55.408
4		2:16.586	51.672	47.116	37.798	158.8	9:16.005	4		2:18.134	52.510	47.782	37.842	157.8	9:13.542
5		2:17.274	51.600	47.576	38.098	160.2	11:33.279	5		2:19.346	52.124	48.971	38.251	157.2	11:32.888
6		2:18.070	52.652	47.318	38.100	160.2	13:51.349	6		2:18.066	52.103	47.797	38.166	160.4	13:50.954
7		2:16.653	51.552	47.259	37.842	159.0	16:08.002	7		2:17.322	<u>51.649</u>	47.872	37.801	158.8	16:08.276
8		2:18.423	53.346	47.122	37.955	157.2	18:26.425	8		2:17.559	51.665	47.750	38.144	156.0	18:25.835
9		2:18.212	53.159	47.391	37.662	157.6	20:44.637	9		2:17.776	52.138	47.380	38.258	155.3	20:43.611
10		<u>2:16.370</u>	<u>51.357</u>	<u>46.886</u>	38.127	154.0	23:01.007	10		2:17.087	51.919	<u>47.108</u>	38.060	151.8	23:00.698
11		2:16.938	51.819	47.323	37.796	155.6	25:17.945	11		2:17.831	52.560	47.354	37.917	153.4	25:18.529
12		2:16.751	51.746	47.172	37.833	152.3	27:34.696	12		2:18.131	52.618	47.402	38.111	155.1	27:36.660



Circuito del Jarama
Copa KOBE de Circuitos
2ª Carrera
Tiempos Por Vuelta

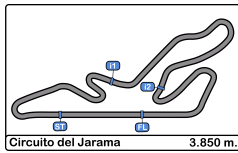


2018-2020
COPA
KOBE MOTOR
 CIRCUITOS

77 1 Jean Louis Carponcin Toyota Aygo

SEN/RK 2 Jean Louis Carponcin

Vta	D	Tiempo	Sector 1	Sector 2	Sector 3	V.Max	Elapsed
1		2:37.775	1:07.678	50.515	39.582	88.3	2:37.775
2		2:18.033	52.015	47.606	38.412	151.4	4:55.808
3		2:17.896	52.287	47.394	38.215	152.1	7:13.704
4		2:17.712	51.973	47.457	38.282	152.3	9:31.416
5		2:44.042 P	52.358	54.233	57.451	152.5	12:15.458
6		4:41.119	3:04.184	57.131	39.804	71.9	16:56.577
7		2:17.609	51.879	47.446	38.284	151.2	19:14.186
8		2:17.978	52.146	47.474	38.358	150.2	21:32.164
9		<u>2:17.144</u>	<u>51.634</u>	47.466	38.044	151.2	23:49.308
10		2:17.229	51.865	<u>47.370</u>	<u>37.994</u>	151.8	26:06.537
11		2:31.748	52.801	58.882	40.065	153.4	28:38.285



Circuito del Jarama
Copa KOBE de Circuitos
2ª Carrera
Análisis



Num	Tiempo Vta.	Dif. 1º
-----	-------------	---------

Vta 1

1	2:18.326	
7	2:19.179	00.853
5	2:19.583	01.257
6	2:20.029	01.703
10	2:20.192	01.866
53	2:20.612	02.286
8	2:21.318	02.992
2	2:21.626	03.300
26	2:22.272	03.946
13	2:23.058	04.732
35	2:23.300	04.974
11	2:23.544	05.218
23	2:23.578	05.252
33	2:23.604	05.278
17	2:23.880	05.554
12	2:23.949	05.623
9	2:25.804	07.478
3	2:26.139	07.813
42	2:27.145	08.819
77	2:37.775	19.449

Num	Tiempo Vta.	Dif. 1º
-----	-------------	---------

Vta 2

1	2:16.807	
5	2:17.289	01.739
7	2:18.600	02.646
10	2:17.807	02.866
6	2:18.487	03.383
53	2:18.164	03.643
8	2:18.528	04.713
26	2:17.697	04.836
13	2:17.185	05.110
35	2:17.266	05.433
23	2:18.041	06.486
12	2:17.757	06.573
2	2:20.132	06.625
33	2:18.422	06.893
11	2:18.615	07.026
17	2:18.957	07.704
9	2:20.899	11.570

3	2:21.082	12.088
42	2:21.517	13.529
77	2:18.033	20.675

Num	Tiempo Vta.	Dif. 1º
-----	-------------	---------

Vta 3

1	2:16.674	
5	2:16.744	01.809
10	2:16.652	02.844
7	2:16.978	02.950
6	2:16.659	03.368
53	2:16.632	03.601
13	2:16.366	04.802
26	2:17.447	05.609
35	2:17.472	06.231
8	2:18.703	06.742
12	2:17.428	07.327
33	2:17.393	07.612
11	2:18.264	08.616
2	2:19.077	09.028
17	2:19.052	10.082
23	2:23.544	13.356
9	2:18.578	13.474
3	2:18.999	14.413
42	2:21.480	18.335
77	2:17.896	21.897

Num	Tiempo Vta.	Dif. 1º
-----	-------------	---------

Vta 4

1	2:16.908	
5	2:16.692	01.593
6	2:17.621	04.081
10	2:18.288	04.224
13	2:16.703	04.597
53	2:18.134	04.827
7	2:19.231	05.273
26	2:16.576	05.277
35	2:16.357	05.680
8	2:16.906	06.740
12	2:16.501	06.920
33	2:16.586	07.290
11	2:16.077	07.785
2	2:16.325	08.445

17	2:16.580	09.754
9	2:18.005	14.571
23	2:19.009	15.457
3	2:18.449	15.954
77	2:17.712	22.701
42	2:22.438	23.865

Num	Tiempo Vta.	Dif. 1º
-----	-------------	---------

Vta 5

1	2:17.004	
5	2:16.695	01.284
10	2:16.283	03.503
13	2:17.658	05.251
6	2:18.847	05.924
26	2:17.827	06.100
35	2:17.706	06.382
7	2:18.495	06.764
53	2:19.346	07.169
12	2:17.438	07.354
33	2:17.274	07.560
8	2:18.844	08.580
11	2:18.360	09.141
2	2:17.784	09.225
17	2:17.127	09.877
9	2:18.323	15.890
23	2:27.770	26.223
42	2:20.598	27.459
3	2:32.305	31.255
77	2:44.042	49.739

Num	Tiempo Vta.	Dif. 1º
-----	-------------	---------

Vta 6

1	2:16.763	
5	2:16.091	00.612
10	2:15.986	02.726
13	2:16.198	04.686
26	2:16.451	05.788
35	2:16.641	06.260
7	2:17.671	07.672
53	2:18.066	08.472
12	2:18.048	08.639
33	2:18.070	08.867
8	2:17.780	09.597

2	2:17.370	09.832
11	2:17.802	10.180
17	2:18.040	11.154
6	2:28.668	17.829
9	2:18.903	18.030
23	2:21.130	30.590
42	2:20.937	31.633
3	2:19.256	33.748

Num	Tiempo Vta.	Dif. 1º
-----	-------------	---------

Vta 7

1	2:16.434	
5	2:16.352	00.530
10	2:16.012	02.304
13	2:16.410	04.662
26	2:16.305	05.659
35	2:16.510	06.336
7	2:17.666	08.904
33	2:16.653	09.086
53	2:17.322	09.360
12	2:17.565	09.770
2	2:16.673	10.071
11	2:18.186	11.932
8	2:19.023	12.186
17	2:17.734	12.454
9	2:18.431	20.027
23	2:21.931	36.087
42	2:21.524	36.723
3	2:19.858	37.172
77	4:41.119	1 Lap

Num	Tiempo Vta.	Dif. 1º
-----	-------------	---------

Vta 8

1	2:16.376	
5	2:16.159	00.313
10	2:15.807	01.735
13	2:16.474	04.760
26	2:16.191	05.474
35	2:16.014	05.974
53	2:17.559	10.543
12	2:17.340	10.734
33	2:18.423	11.133
7	2:19.553	12.081

2	2:18.816	12.511
8	2:17.581	13.391
11	2:17.861	13.417
17	2:18.366	14.444
9	2:18.370	22.021
42	2:22.117	42.464
23	2:23.561	43.272
3	2:22.739	43.535
77	2:17.609	1 Lap

Num	Tiempo Vta.	Dif. 1º
-----	-------------	---------

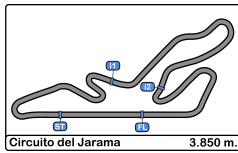
Vta 9

1	2:17.117	
5	2:17.279	00.475
10	2:16.084	00.702
13	2:16.164	03.807
26	2:15.796	04.153
35	2:15.904	04.761
53	2:17.776	11.202
33	2:18.212	12.228
12	2:19.114	12.731
7	2:18.185	13.149
2	2:18.203	13.597
17	2:17.092	14.419
11	2:18.619	14.919
8	2:21.432	17.706
9	2:18.586	23.490
42	2:21.387	46.734
23	2:21.949	48.104
77	2:17.978	1 Lap
3	2:34.017	1:00.435

Num	Tiempo Vta.	Dif. 1º
-----	-------------	---------

Vta 10

1	2:16.545	
5	2:16.710	00.640
10	2:16.686	00.843
13	2:16.387	03.649
26	2:16.442	04.050
35	2:16.352	04.568
53	2:17.087	11.744
33	2:16.370	12.053
12	2:16.423	12.609



Circuito del Jarama
Copa KOBE de Circuitos
2ª Carrera
Análisis



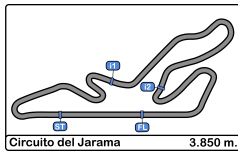
7	2:16.971	13.575	53	2:18.131	12.937
2	2:16.935	13.987	7	2:17.657	14.083
17	2:17.162	15.036	11	2:18.284	15.416
11	2:16.977	15.351	2	2:18.626	15.487
8	2:17.203	18.364	17	2:17.414	15.927
9	2:18.657	25.602	8	2:18.464	19.333
42	2:21.556	51.745	9	2:19.743	29.629
23	2:21.061	52.620	23	2:22.463	1:02.761
77	2:17.144	1 Lap	42	2:22.514	1:03.043
3	2:19.969	1:03.859	3	2:19.423	1:07.330
Num	Tiempo Vta.	Dif. 1º	77	2:31.748	1 Lap

Vta 11

1	2:16.806	
10	2:16.517	00.554
5	2:16.946	00.780
13	2:16.271	03.114
26	2:16.268	03.512
35	2:16.222	03.984
33	2:16.938	12.185
53	2:17.831	12.769
12	2:17.462	13.265
7	2:17.620	14.389
2	2:17.643	14.824
11	2:16.550	15.095
17	2:18.246	16.476
8	2:17.274	18.832
9	2:19.053	27.849
23	2:22.447	58.261
42	2:23.553	58.492
77	2:17.229	1 Lap
3	2:18.817	1:05.870
Num	Tiempo Vta.	Dif. 1º

Vta 12

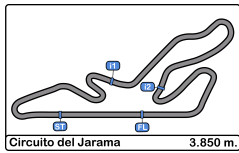
10	2:17.409	
1	2:18.334	00.371
5	2:18.649	01.466
13	2:16.572	01.723
26	2:16.523	02.072
35	2:16.428	02.449
33	2:16.751	10.973
12	2:16.782	12.084



Circuito del Jarama
Copa KOBE de Circuitos
2ª Carrera
Mejores Sectores



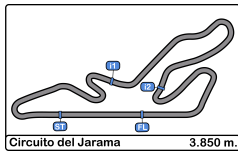
Sector - 1				Sector - 2				Sector - 3				Vuelta Ideal vs Mejor Vuelta			
Clas	Nº	Nombre	Tiempo	Nº	Nombre	Tiempo	Nº	Nombre	Tiempo	Clas	Nº	Nombre	Vta. Ideal	Mejor Vta.	Clas
1	26	Isidro Callejas	51.182	12	Alvaro Serrano Aguilar	46.878	10	Miguel Villaceros	37.491	1	26	Isidro Callejas	2:15.753	2:15.796	1
2	2	Rafael Camacho Angulo	51.258	33	Felix Aparicio Rodriguez	46.886	33	Felix Aparicio Rodriguez	37.530	2	33	Felix Aparicio Rodriguez	2:15.773	2:16.370	8
3	10	Miguel Villaceros	51.300	11	Alejandro Romero Beiro	46.892	13	Sergio López Mayora	37.553	3	10	Miguel Villaceros	2:15.807	2:15.807	2
4	35	Angel Rodriguez Cabello	51.324	35	Angel Rodriguez Cabello	46.906	1	Antonio Albacete Polo	37.572	4	35	Angel Rodriguez Cabello	2:15.812	2:15.904	3
5	13	Sergio López Mayora	51.352	5	Jorge J. Rodriguez	46.912	26	Isidro Callejas	37.574	5	5	Jorge J. Rodriguez	2:15.896	2:16.091	5
6	33	Felix Aparicio Rodriguez	51.357	26	Isidro Callejas	46.997	35	Angel Rodriguez Cabello	37.582	6	11	Alejandro Romero Beiro	2:15.925	2:16.077	4
7	12	Alvaro Serrano Aguilar	51.360	10	Miguel Villaceros	47.016	5	Jorge J. Rodriguez	37.602	7	13	Sergio López Mayora	2:16.041	2:16.164	6
8	11	Alejandro Romero Beiro	51.373	53	José Marcial Rodriguez	47.108	53	José Marcial Rodriguez	37.621	8	12	Alvaro Serrano Aguilar	2:16.046	2:16.423	10
9	5	Jorge J. Rodriguez	51.382	13	Sergio López Mayora	47.136	2	Rafael Camacho Angulo	37.626	9	2	Rafael Camacho Angulo	2:16.107	2:16.325	7
10	1	Antonio Albacete Polo	51.525	17	Ana Barreras Barber	47.138	11	Alejandro Romero Beiro	37.660	10	1	Antonio Albacete Polo	2:16.277	2:16.376	9
11	8	Alberto Gonzalez Checa	51.543	1	Antonio Albacete Polo	47.180	17	Ana Barreras Barber	37.684	11	53	José Marcial Rodriguez	2:16.378	2:16.632	12
12	7	Busian Fontán Alcalde	51.554	2	Rafael Camacho Angulo	47.223	6	Pablo Amorós Leblic	37.748	12	17	Ana Barreras Barber	2:16.404	2:16.580	11
13	17	Ana Barreras Barber	51.582	6	Pablo Amorós Leblic	47.311	12	Alvaro Serrano Aguilar	37.808	13	6	Pablo Amorós Leblic	2:16.659	2:16.659	13
14	6	Pablo Amorós Leblic	51.600	7	Busian Fontán Alcalde	47.330	7	Busian Fontán Alcalde	37.866	14	7	Busian Fontán Alcalde	2:16.750	2:16.971	15
15	77	Jean Louis Carponci	51.634	77	Jean Louis Carponci	47.370	8	Alberto Gonzalez Checa	37.929	15	8	Alberto Gonzalez Checa	2:16.870	2:16.906	14
16	53	José Marcial Rodriguez	51.649	8	Alberto Gonzalez Checa	47.398	77	Jean Louis Carponci	37.994	16	77	Jean Louis Carponci	2:16.998	2:17.144	16
17	9	Eduardo Alonso De	51.981	9	Eduardo Alonso De	47.617	9	Eduardo Alonso De	38.106	17	9	Eduardo Alonso De	2:17.704	2:18.005	17
18	23	Miguel González	52.040	23	Miguel González	47.682	3	Sergio Caval Diez	38.254	18	23	Miguel González	2:18.041	2:18.041	18
19	3	Sergio Caval Diez	52.150	3	Sergio Caval Diez	47.844	23	Miguel González	38.319	19	3	Sergio Caval Diez	2:18.248	2:18.449	19
20	42	Mónica Plaza Vazqu	53.143	42	Mónica Plaza Vazqu	48.125	42	Mónica Plaza Vazqu	39.037	20	42	Mónica Plaza Vazqu	2:20.305	2:20.598	20



Circuito del Jarama
Copa KOBE de Circuitos
2ª Carrera
Secuencia Lider



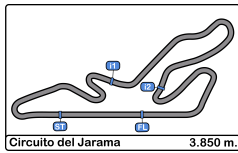
Nº	Piloto	Concursante	Cat.	Vta. Inicio	Vta. Fin	Vtas.	Total Vtas.
1	Antonio Albacete Polo	Teo Martín Motorsport		1	11	11	11
10	Miguel Villaceros Sundmaches	Automovil Club Madrid Sport		12	12	1	1



Circuito del Jarama
Copa KOBE de Circuitos
2ª Carrera
5 Mejores Tiempos



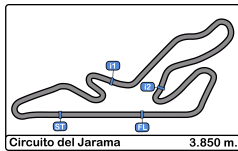
Cls	Nº	Piloto	Concursante	Cat.	Mejor 1		Mejor 2		Mejor 3		Mejor 4		Mejor 5	
					Tiempo	V.R.	Tiempo	V.R.	Tiempo	V.R.	Tiempo	V.R.	Tiempo	V.R.
1	26	Isidro Callejas	R A C E	RkSJun	2:15.796	9	2:16.191	8	2:16.268	11	2:16.305	7	2:16.442	10
2	10	Miguel Villaceros Sundmaches	Automovil Club Madrid Sport		2:15.807	8	2:15.986	6	2:16.012	7	2:16.084	9	2:16.283	5
3	35	Angel Rodriguez Cabello	Overcar Team	Sen	2:15.904	9	2:16.014	8	2:16.222	11	2:16.352	10	2:16.357	4
4	11	Alejandro Romero Beiro	Eficar Team	RkSen	2:16.077	4	2:16.550	11	2:16.977	10	2:17.802	6	2:17.861	8
5	5	Jorge J. Rodriguez Cañibano	Eficar Team	RkSJun	2:16.091	6	2:16.159	8	2:16.352	7	2:16.692	4	2:16.695	5
6	13	Sergio López Mayoral	Paradinas MotorSport	Jun	2:16.164	9	2:16.198	6	2:16.271	11	2:16.366	3	2:16.387	10
7	2	Rafael Camacho Angulo	C.D.E. Última Vuelta	Rk	2:16.325	4	2:16.673	7	2:16.935	10	2:17.370	6	2:17.643	11
8	33	Felix Aparicio Rodriguez	VSR Motorsport	RkSJun	2:16.370	10	2:16.586	4	2:16.653	7	2:16.751	12	2:16.938	11
9	1	Antonio Albacete Polo	Teo Martín Motorsport		2:16.376	8	2:16.434	7	2:16.545	10	2:16.674	3	2:16.763	6
10	12	Alvaro Serrano Aguilar	A. E. C. D.		2:16.423	10	2:16.501	4	2:16.782	12	2:17.340	8	2:17.428	3
11	17	Ana Barreras Barbero	Automóvil Club Madrid Sport	Fem	2:16.580	4	2:17.092	9	2:17.127	5	2:17.162	10	2:17.414	12
12	53	José Marcial Rodríguez Cañiba	Eficar Team	Jun	2:16.632	3	2:17.087	10	2:17.322	7	2:17.559	8	2:17.776	9
13	6	Pablo Amorós Leblic	Eficar Team	Sen	2:16.659	3	2:17.621	4	2:18.487	2	2:18.847	5	2:20.029	1
14	8	Alberto Gonzalez Checa	C.D.E. Última Vuelta		2:16.906	4	2:17.203	10	2:17.274	11	2:17.581	8	2:17.780	6
15	7	Busian Fontán Alcalde	Club Jarama Sport	Rk	2:16.971	10	2:16.978	3	2:17.620	11	2:17.657	12	2:17.666	7
16	77	Jean Louis Carponcin	Jean Louis Carponcin	RkSen	2:17.144	9	2:17.229	10	2:17.609	7	2:17.712	4	2:17.896	3
17	9	Eduardo Alonso De Pablo	R A C E	Rk	2:18.005	4	2:18.323	5	2:18.370	8	2:18.431	7	2:18.578	3
18	23	Miguel González Manzaneque	Paradinas MotorSport		2:18.041	2	2:19.009	4	2:21.061	10	2:21.130	6	2:21.931	7
19	3	Sergio Caval Diez	Rasante Sport	RkSen	2:18.449	4	2:18.817	11	2:18.999	3	2:19.256	6	2:19.423	12
20	42	Mónica Plaza Vazquez	C. D. Cuenca Motor 4x4	Fem Rk	2:20.598	5	2:20.937	6	2:21.387	9	2:21.480	3	2:21.517	2



Circuito del Jarama
Copa KOBE de Circuitos
2ª Carrera
5 Mejores Velocidades



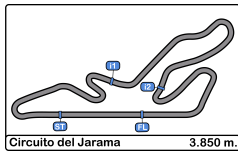
Cls	Nº	Piloto	Concursante	Cat.	V.Max 1		V.Max 2		V.Max 3		V.Max 4		V.Max 5		Media
					Km/h	Vta.	Km/h	Vta.	Km/h	Vta.	Km/h	Vta.	Km/h	Vta.	
1	53	José Marcial Rodríguez Cañibano	Eficar Team	Jun	160.4	6	158.8	7	157.8	4	157.2	3	157.2	5	158.3
2	33	Felix Aparicio Rodriguez	VSR Motorsport	RkSJ	160.2	5	160.2	6	159.0	7	158.8	4	157.6	9	159.2
3	11	Alejandro Romero Beiro	Eficar Team	RkSen	159.7	5	157.8	7	157.4	12	157.2	4	156.7	11	157.8
4	12	Alvaro Serrano Aguilar	A. E. C. D.		159.7	6	159.2	5	158.8	8	157.8	7	157.4	4	158.6
5	2	Rafael Camacho Angulo	C.D.E. Última Vuelta	Rk	159.0	8	158.5	7	157.4	2	157.2	5	156.7	4	157.8
6	13	Sergio López Mayoral	Paradinas MotorSport	Jun	159.0	3	158.3	5	157.2	2	156.0	4	154.2	10	156.9
7	8	Alberto Gonzalez Checa	C.D.E. Última Vuelta		158.8	5	158.1	3	157.8	7	157.8	8	156.0	4	157.7
8	17	Ana Barreras Barbero	Automóvil Club Madrid Sport	Fem	157.8	8	156.9	6	156.7	3	155.8	9	155.6	4	156.6
9	10	Miguel Villaceros Sundmaches	Automóvil Club Madrid Sport		157.6	2	157.2	12	156.2	10	156.2	11	155.3	3	156.5
10	26	Isidro Callejas	R A C E	RkSJ	157.6	6	157.2	3	156.2	10	155.6	12	155.3	2	156.4
11	6	Pablo Amorós Leblic	Eficar Team	Sen	157.4	4	157.2	2	156.9	3	156.9	6	151.0	5	155.9
12	35	Angel Rodriguez Cabello	Overcar Team	Sen	156.9	6	156.7	4	156.5	3	156.0	11	155.6	2	156.3
13	5	Jorge J. Rodríguez Cañibano	Eficar Team	RkSJ	156.7	12	156.5	10	156.5	11	154.9	2	154.9	9	155.9
14	7	Busian Fontán Alcalde	Club Jarama Sport	Rk	156.0	8	155.1	6	152.5	3	152.5	9	152.3	10	153.7
15	3	Sergio Caval Diez	Rasante Sport	RkSen	155.3	3	155.1	5	154.9	4	152.5	2	152.5	7	154.1
16	42	Mónica Plaza Vazquez	C. D. Cuenca Motor 4x4	Fem Rk	154.7	2	153.6	3	153.6	5	153.6	7	152.9	6	153.7
17	77	Jean Louis Carponcin	Jean Louis Carponcin	RkSen	153.4	11	152.5	5	152.3	4	152.1	3	151.8	10	152.4
18	1	Antonio Albacete Polo	Teo Martín Motorsport		152.9	9	151.8	8	151.8	11	151.6	10	151.6	12	152.0
19	9	Eduardo Alonso De Pablo	R A C E	Rk	152.5	2	152.3	3	152.3	4	152.3	5	152.3	6	152.3
20	23	Miguel González Manzaneque	Paradinas MotorSport		152.1	2	152.1	3	150.8	5	147.9	4	147.5	11	150.1



Circuito del Jarama
Copa KOBE de Circuitos
2ª Carrera
Secuencia Vueltas Rápidas



Vta.	Hora Día	Tiempo Sesión	Nº	Piloto	Concursante	Cat.	Tiempo	Km/h
2	18:49:35.333	4:35.333	1	Antonio Albacete Polo	Teo Martín Motorsport		2:16.807	101.3
3	18:51:52.007	6:52.007	1	Antonio Albacete Polo	Teo Martín Motorsport		2:16.674	101.4
3	18:51:54.851	6:54.851	10	Miguel Villaceros Sundmaches	Automovil Club Madrid Sport		2:16.652	101.4
3	18:51:55.608	6:55.608	53	José Marcial Rodríguez Cañibano	Eficar Team	Jun	2:16.632	101.4
3	18:51:56.809	6:56.809	13	Sergio López Mayoral	Paradinas MotorSport	Jun	2:16.366	101.6
4	18:54:14.595	9:14.595	35	Angel Rodríguez Cabello	Overcar Team	Sen	2:16.357	101.6
4	18:54:16.700	9:16.700	11	Alejandro Romero Beiro	Eficar Team	RkSen	2:16.077	101.8
6	18:58:45.408	13:45.408	10	Miguel Villaceros Sundmaches	Automovil Club Madrid Sport		2:15.986	101.9
8	19:03:17.227	18:17.227	10	Miguel Villaceros Sundmaches	Automovil Club Madrid Sport		2:15.807	102.0
9	19:05:36.762	20:36.762	26	Isidro Callejas	R A C E	RkSJun	2:15.796	102.0

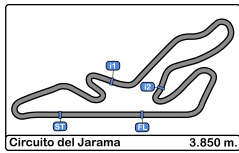


Circuito del Jarama
Copa KOBE de Circuitos
2ª Carrera



Mejor Maxima Velocidad del Evento

Nº	Piloto	Concursante	Cat.	Km/h	Sesión
5	Jorge J. Rodriguez Cañibano	Eficar Team	RkSJun	160.4	1ª Carrera
53	José Marcial Rodriguez Cañibano	Eficar Team	Jun	160.4	2ª Carrera
1	Antonio Albacete Polo	Teo Martín Motorsport		160.2	1ª Carrera
33	Felix Aparicio Rodriguez	VSR Motorsport	RkSJun	160.2	2ª Carrera
11	Alejandro Romero Beiro	Eficar Team	RkSen	159.7	2ª Carrera
12	Alvaro Serrano Aguilar	A. E. C. D.		159.7	2ª Carrera
13	Sergio López Mayoral	Paradinas MotorSport	Jun	159.0	2ª Carrera
2	Rafael Camacho Angulo	C.D.E. Última Vuelta	Rk	159.0	2ª Carrera
8	Alberto Gonzalez Checa	C.D.E. Última Vuelta		158.8	2ª Carrera
17	Ana Barreras Barbero	Automóvil Club Madrid Sport	Fem	157.8	2ª Carrera
10	Miguel Villaceros Sundmaches	Automovil Club Madrid Sport		157.6	1ª Carrera
26	Isidro Callejas	R A C E	RkSJun	157.6	2ª Carrera
6	Pablo Amorós Leblic	Eficar Team	Sen	157.4	2ª Carrera
35	Angel Rodriguez Cabello	Overcar Team	Sen	156.9	2ª Carrera
77	Jean Louis Carponcin	Jean Louis Carponcin	RkSen	156.5	Entrenamiento cronometrado
7	Busian Fontán Alcalde	Club Jarama Sport	Rk	156.0	2ª Carrera
9	Eduardo Alonso De Pablo	R A C E	Rk	155.6	1ª Carrera
23	Miguel González Manzaneque	Paradinas MotorSport		155.3	1ª Carrera
3	Sergio Caval Diez	Rasante Sport	RkSen	155.3	2ª Carrera
42	Mónica Plaza Vazquez	C. D. Cuenca Motor 4x4	Fem Rk	154.7	2ª Carrera

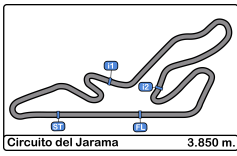


Circuito del Jarama
Copa KOBE de Circuitos
2ª Carrera
Cuentavueltas



VTA

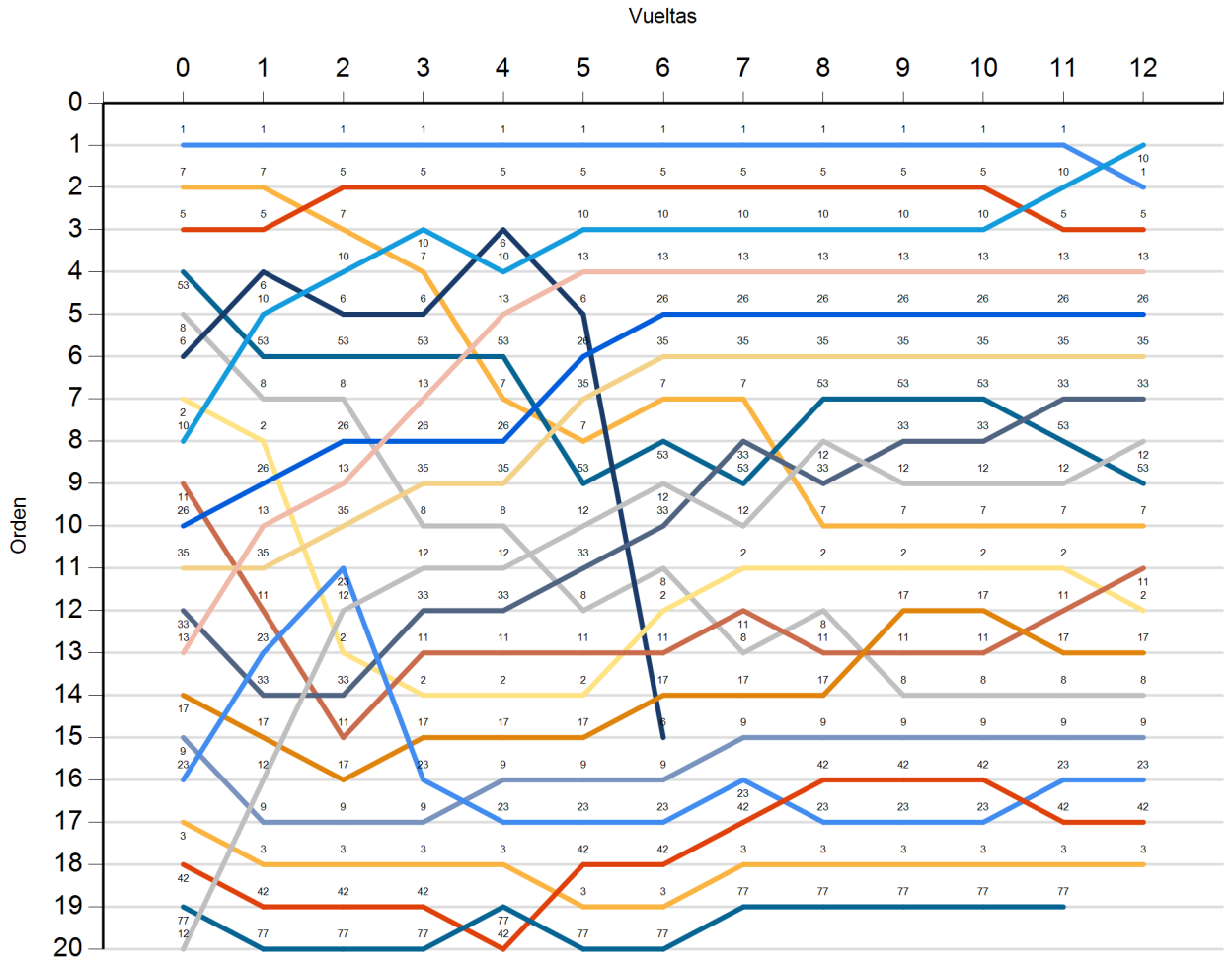
Nr	Pos	Grid	1	2	3	4	5	6	7	8	9	10	11	12
1	1	1	1	1	1	1	1	1	1	1	1	1	1	10
7	2	7	7	5	5	5	5	5	5	5	5	5	10	1
5	3	5	5	7	10	6	10	10	10	10	10	10	5	5
53	4	53	6	10	7	10	13	13	13	13	13	13	13	13
8	5	8	10	6	6	13	6	26	26	26	26	26	26	26
6	6	6	53	53	53	53	26	35	35	35	35	35	35	35
2	7	2	8	8	13	7	35	7	7	53	53	53	33	33
10	8	10	2	26	26	26	7	53	33	12	33	33	53	12
11	9	11	26	13	35	35	53	12	53	33	12	12	12	53
26	10	26	13	35	8	8	12	33	12	7	7	7	7	7
35	11	35	35	23	12	12	33	8	2	2	2	2	2	11
33	12	33	11	12	33	33	8	2	11	8	17	17	11	2
13	13	13	23	2	11	11	11	11	8	11	11	11	17	17
17	14	17	33	33	2	2	2	17	17	17	8	8	8	8
9	15	9	17	11	17	17	17	6	9	9	9	9	9	9
23	16	23	12	17	23	9	9	9	23	42	42	42	23	23
3	17	3	9	9	9	23	23	23	42	23	23	23	42	42
42	18	42	3	3	3	3	42	42	3	3	3	3	3	3
77	19	77	42	42	42	77	3	3	77	77	77	77	77	77
12	20	12	77	77	77	42	77	77						

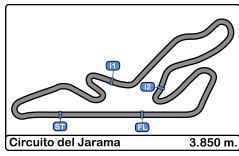


Circuito del Jarama
Copa KOBE de Circuitos
2ª Carrera
Cuentavueltas Gráfico



- 1
- 7
- 5
- 53
- 8
- 6
- 2
- 10
- 11
- 26
- 35
- 33
- 13
- 17
- 9
- 23
- 3
- 42
- 77
- 12





Circuito del Jarama
Copa KOBE de Circuitos
2ª Carrera
Tiempos Parada en Pit



<u>Nº</u>	<u>Tiempo Día</u>	<u>Equipo</u>	<u>Vehiculo</u>	<u>Cat</u>	<u>Tiempo Entrada</u>	<u>Nº Parada</u>	<u>Tiempo Pit</u>	<u>Handicap</u>
77	17:57:09.139	Jean Louis Carponcin	Toyota Aygo	SEN/R	12:08.939	1	2:14.554	