

Circuito del Jarama
Copa KOBE de Circuitos
1ª Carrera
Resultados Provisionales

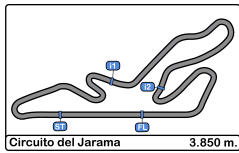


Cls	Nº	Piloto	Concursante	Cat.	Vtas.	Tiempo	Dif 1º	Intervalo	Km/h	V.R.	Tiempo	Km/h
1	33	Felix Aparicio Rodriguez	VSR Motorsport	RkSJun	12	27:21.148			101.3	1	2:15.996	101.9
2	13	Sergio López Mayoral	Paradinas MotorSport	Jun	12	27:21.536	0.388	0.388	101.3	1	2:14.864	102.7
3	35	Angel Rodriguez Cabello	Overcar Team	Sen	12	27:21.881	0.733	0.345	101.2	1	2:15.774	102.0
4	26	Isidro Callejas	R A C E	RkSJun	12	27:22.770	1.622	0.889	101.2	6	2:16.198	101.7
5	11	Alejandro Romero Beiro	Eficar Team	RkSen	12	27:23.859	2.711	1.089	101.1	10	2:16.060	101.8
6	10	Miguel Villaceros Sundmaches	Automovil Club Madrid Sport		12	27:24.258	3.110	0.399	101.1	3	2:15.604	102.2
7	2	Rafael Camacho Angulo	C.D.E. Última Vuelta	Rk	12	27:25.448	4.300	1.190	101.0	3	2:16.204	101.7
8	6	Pablo Amorós Leblic	Eficar Team	Sen	12	27:31.668	10.520	6.220	100.6	5	2:16.609	101.4
9	8	Alberto Gonzalez Checa	C.D.E. Última Vuelta		12	27:32.337	11.189	0.669	100.6	2	2:17.061	101.1
10	53	José Marcial Rodríguez Cañibano	Eficar Team	Jun	12	27:34.713	13.565	2.376	100.5	3	2:15.751	102.0
11	5	Jorge J. Rodríguez Cañibano	Eficar Team	RkSJun	12	27:35.191	14.043	0.478	100.4	2	2:15.569	102.2
12	7	Busian Fontán Alcalde	Club Jarama Sport	Rk	12	27:40.799	19.651	5.608	100.1	5	2:17.307	100.9
13	1	Antonio Albacete Polo	Teo Martín Motorsport		12	27:40.966	19.818	0.167	100.1	3	2:15.707	102.1
14	17	Ana Barreras Barbero	Automóvil Club Madrid Sport	Fem	12	27:44.749	23.601	3.783	99.9	12	2:17.475	100.8
15	9	Eduardo Alonso De Pablo	R A C E	Rk	12	27:47.338	26.190	2.589	99.7	3	2:17.784	100.5
16	23	Miguel González Manzanegue	Paradinas MotorSport		12	27:49.256	28.108	1.918	99.6	5	2:17.655	100.6
17	3	Sergio Caval Diez	Rasante Sport	RkSen	12	28:13.993	52.845	24.737	98.1	7	2:18.959	99.7
18	42	Mónica Plaza Vazquez	C. D. Cuenca Motor 4x4	Fem Rk	12	28:53.217	1:32.069	39.224	95.9	3	2:22.326	97.3
19	77	Jean Louis Carponcin	Jean Louis Carponcin	RkSen	11	25:34.116	1 Vta	1 Vta	99.3	2	2:16.827	101.2
20	12	Alvaro Serrano Aguilar	A. E. C. D.		9	20:36.711	3 Vtas.	2 Vtas.	100.8	6	2:16.121	101.8

Vuelta Rápida Sergio López Mayoral en 2:14.864 a 102.8 Km/h en la vuelta 1

Publicada a las :.....

Comisarios Deportivos:	Director de Carrera:	Cronometrador:
-------------------------------	-----------------------------	---------------------------



Circuito del Jarama
Copa KOBE de Circuitos
1ª Carrera



Clasificación Provisional por Vuelta Rápida de Piloto

Cls	Nº	Piloto	Concursante	Cat.	Vtas	V.R.	Tiempo	Dif 1º	Intervalo	Km/h
1	13	Sergio López Mayoral	Paradinas MotorSport	Jun	12	1	2:14.864			102.7
2	5	Jorge J. Rodriguez Cañibano	Eficar Team	RkSJun	12	2	2:15.569	0.705	0.705	102.2
3	10	Miguel Villaceros Sundmaches	Automovil Club Madrid Sport		12	3	2:15.604	0.740	0.035	102.2
4	1	Antonio Albacete Polo	Teo Martín Motorsport		12	3	2:15.707	0.843	0.103	102.1
5	53	José Marcial Rodríguez Cañibano	Eficar Team	Jun	12	3	2:15.751	0.887	0.044	102.0
6	35	Angel Rodriguez Cabello	Overcar Team	Sen	12	1	2:15.774	0.910	0.023	102.0
7	33	Felix Aparicio Rodriguez	VSR Motorsport	RkSJun	12	1	2:15.996	1.132	0.222	101.9
8	11	Alejandro Romero Beiro	Eficar Team	RkSen	12	10	2:16.060	1.196	0.064	101.8
9	12	Alvaro Serrano Aguilar	A. E. C. D.		9	6	2:16.121	1.257	0.061	101.8
10	26	Isidro Callejas	R A C E	RkSJun	12	6	2:16.198	1.334	0.077	101.7
11	2	Rafael Camacho Angulo	C.D.E. Última Vuelta	Rk	12	3	2:16.204	1.340	0.006	101.7
12	6	Pablo Amorós Leblic	Eficar Team	Sen	12	5	2:16.609	1.745	0.405	101.4
13	77	Jean Louis Carponcin	Jean Louis Carponcin	RkSen	11	2	2:16.827	1.963	0.218	101.2
14	8	Alberto Gonzalez Checa	C.D.E. Última Vuelta		12	2	2:17.061	2.197	0.234	101.1
15	7	Busian Fontán Alcalde	Club Jarama Sport	Rk	12	5	2:17.307	2.443	0.246	100.9
16	17	Ana Barreras Barbero	Automóvil Club Madrid Sport	Fem	12	12	2:17.475	2.611	0.168	100.8
17	23	Miguel González Manzaneque	Paradinas MotorSport		12	5	2:17.655	2.791	0.180	100.6
18	9	Eduardo Alonso De Pablo	R A C E	Rk	12	3	2:17.784	2.920	0.129	100.5
19	3	Sergio Caval Diez	Rasante Sport	RkSen	12	7	2:18.959	4.095	1.175	99.7
20	42	Mónica Plaza Vazquez	C. D. Cuenca Motor 4x4	Fem Rk	12	3	2:22.326	7.462	3.367	97.3



Circuito del Jarama
Copa KOBE de Circuitos
1ª Carrera

Distancia y Velocidad Media



Cls	Nº	Piloto	Nac	Concursante	Cat.	Cls	Vtas.	Distancia	Tiempo	Km/h
1	33	Felix Aparicio Rodriguez		VSR Motorsport	RkSJun	1	12	46.20	27:21.148	101.3
2	13	Sergio López Mayoral		Paradinas MotorSport	Jun	1	12	46.20	27:21.536	101.3
3	35	Angel Rodriguez Cabello		Overcar Team	Sen	1	12	46.20	27:21.881	101.2
4	26	Isidro Callejas		R A C E	RkSJun	2	12	46.20	27:22.770	101.2
5	11	Alejandro Romero Beiro		Eficar Team	RkSen	1	12	46.20	27:23.859	101.1
6	10	Miguel Villaceros Sundmaches		Automovil Club Madrid Sport			12	46.20	27:24.258	101.1
7	2	Rafael Camacho Angulo		C.D.E. Última Vuelta	Rk	1	12	46.20	27:25.448	101.0
8	6	Pablo Amorós Leblic		Eficar Team	Sen	2	12	46.20	27:31.668	100.6
9	8	Alberto Gonzalez Checa		C.D.E. Última Vuelta			12	46.20	27:32.337	100.6
10	53	José Marcial Rodríguez Cañibano		Eficar Team	Jun	2	12	46.20	27:34.713	100.5
11	5	Jorge J. Rodríguez Cañibano		Eficar Team	RkSJun	3	12	46.20	27:35.191	100.4
12	7	Busian Fontán Alcalde		Club Jarama Sport	Rk	2	12	46.20	27:40.799	100.1
13	1	Antonio Albacete Polo		Teo Martín Motorsport			12	46.20	27:40.966	100.1
14	17	Ana Barreras Barbero		Automóvil Club Madrid Sport	Fem	1	12	46.20	27:44.749	99.9
15	9	Eduardo Alonso De Pablo		R A C E	Rk	3	12	46.20	27:47.338	99.7
16	23	Miguel González Manzanegue		Paradinas MotorSport			12	46.20	27:49.256	99.6
17	3	Sergio Caval Diez		Rasante Sport	RkSen	2	12	46.20	28:13.993	98.1
18	42	Mónica Plaza Vazquez		C. D. Cuenca Motor 4x4	Fem Rk	1	12	46.20	28:53.217	95.9
19	77	Jean Louis Carponcin		Jean Louis Carponcin	RkSen	3	11	42.35	25:34.116	99.3
20	12	Alvaro Serrano Aguilar		A. E. C. D.			9	34.65	20:36.711	100.8



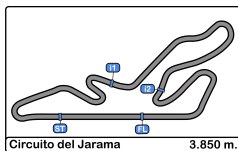
Circuito del Jarama
Copa KOBE de Circuitos
1ª Carrera
Tiempos Por Vuelta



1 Antonio Albacete Polo							5					1 Jorge J. Rodriguez Cañibano				
Teo Martín Motorsport							SJUN/RK					Eficar Team				
Vta	D	Tiempo	Sector 1	Sector 2	Sector 3	V.Max	Elapsed	Vta	D	Tiempo	Sector 1	Sector 2	Sector 3	V.Max	Elapsed	
1		2:28.223	1:03.473	47.239	37.511	73.7	2:28.223	1		2:28.875	1:03.944	47.170	37.761	74.0	2:28.875	
2		2:15.790	51.169	47.005	37.616	158.5	4:44.013	2		2:15.569	51.096	46.792	37.681	157.8	4:44.444	
3		2:15.707	51.311	46.773	37.623	160.2	6:59.720	3		2:15.811	51.249	46.711	37.851	160.4	7:00.255	
4		2:17.192	52.073	47.019	38.100	160.0	9:16.912	4		2:17.099	52.208	46.927	37.964	160.2	9:17.354	
5		2:16.357	51.237	47.223	37.897	156.0	11:33.269	5		2:16.367	51.476	47.088	37.803	158.3	11:33.721	
6		2:30.529	1:05.626	47.128	37.775	150.2	14:03.798	6		2:19.291	53.851	47.186	38.254	151.6	13:53.012	
7		2:16.582	51.739	47.292	37.551	152.9	16:20.380	7		2:17.215	52.319	47.037	37.859	156.5	16:10.227	
8		2:16.370	51.558	47.105	37.707	152.9	18:36.750	8		2:17.358	51.583	47.876	37.899	157.2	18:27.585	
9		2:15.851	51.386	46.975	37.490	154.2	20:52.601	9		2:16.814	51.954	46.996	37.864	153.6	20:44.399	
10		2:16.321	51.562	47.084	37.675	156.9	23:08.922	10		2:17.043	51.753	47.250	38.040	156.7	23:01.442	
11		2:16.216	51.521	47.113	37.582	153.8	25:25.138	11		2:16.900	51.589	47.011	38.300	156.7	25:18.342	
12		2:15.828	51.267	46.983	37.578	154.5	27:40.966	12		2:16.849	51.569	47.088	38.192	155.3	27:35.191	

2 Rafael Camacho Angulo							6					1 Pablo Amorós Leblic				
C.D.E. Última Vuelta							SEN					Eficar Team				
Vta	D	Tiempo	Sector 1	Sector 2	Sector 3	V.Max	Elapsed	Vta	D	Tiempo	Sector 1	Sector 2	Sector 3	V.Max	Elapsed	
1		2:17.472	52.317	47.455	37.700	92.5	2:17.472	1		2:21.663	55.617	47.976	38.070	99.8	2:21.663	
2		2:16.559	51.358	47.325	37.876	156.7	4:34.031	2		2:17.336	51.962	47.496	37.878	156.0	4:38.999	
3		2:16.204	51.265	47.110	37.829	156.2	6:50.235	3		2:18.300	52.111	47.486	38.703	155.8	6:57.299	
4		2:17.279	51.990	47.156	38.133	156.2	9:07.514	4		2:17.205	51.949	47.470	37.786	153.1	9:14.504	
5		2:16.327	51.494	47.115	37.718	155.8	11:23.841	5		2:16.609	51.494	47.188	37.927	153.8	11:31.113	
6		2:16.213	51.392	46.986	37.835	154.9	13:40.054	6		2:17.724	52.052	47.931	37.741	153.4	13:48.837	
7		2:18.144	52.614	47.878	37.652	155.6	15:58.198	7		2:16.862	51.727	47.365	37.770	155.8	16:05.699	
8		2:17.983	52.803	47.190	37.990	157.4	18:16.181	8		2:17.027	51.555	47.308	38.164	155.1	18:22.726	
9		2:16.944	51.730	47.324	37.890	156.9	20:33.125	9		2:17.118	51.604	47.551	37.963	154.9	20:39.844	
10		2:16.297	51.477	47.036	37.784	156.5	22:49.422	10		2:16.888	51.536	47.368	37.984	152.7	22:56.732	
11		2:16.285	51.200	47.230	37.855	154.9	25:05.707	11		2:17.367	51.727	47.579	38.061	152.1	25:14.099	
12		2:19.741	52.976	47.404	39.361	158.3	27:25.448	12		2:17.569	51.756	47.759	38.054	151.8	27:31.668	

3 Sergio Caval Diez							7					1 Busian Fontán Alcalde				
Rasante Sport							RK					Club Jarama Sport				
Vta	D	Tiempo	Sector 1	Sector 2	Sector 3	V.Max	Elapsed	Vta	D	Tiempo	Sector 1	Sector 2	Sector 3	V.Max	Elapsed	
1		2:23.572	56.419	48.601	38.552	103.5	2:23.572	1		2:20.767	55.244	47.523	38.000	100.9	2:20.767	
2		2:19.414	52.656	47.962	38.796	150.8	4:42.986	2		2:19.116	52.587	48.014	38.515	148.5	4:39.883	
3		2:19.944	53.622	47.991	38.331	148.9	7:02.930	3		2:17.788	51.757	47.340	38.691	151.8	6:57.671	
4		2:20.005	52.648	48.429	38.928	150.4	9:22.935	4		2:18.332	52.196	47.501	38.635	149.5	9:16.003	
5		2:19.876	52.967	48.209	38.700	149.7	11:42.811	5		2:17.307	51.649	47.432	38.226	150.4	11:33.310	
6		2:22.641	54.611	48.864	39.166	141.3	14:05.452	6		2:19.676	53.062	47.711	38.903	150.0	13:52.986	
7		2:18.959	52.377	47.876	38.706	152.9	16:24.411	7		2:18.415	52.811	47.496	38.108	150.0	16:11.401	
8		2:19.240	52.467	47.928	38.845	151.6	18:43.651	8		2:17.855	52.021	47.511	38.323	149.1	18:29.256	
9		2:19.497	52.724	48.187	38.586	151.4	21:03.148	9		2:17.886	52.211	47.510	38.165	149.5	20:47.142	
10		2:20.344	53.376	48.326	38.642	150.8	23:23.492	10		2:17.820	51.934	47.738	38.148	146.7	23:04.962	
11		2:19.626	52.869	48.325	38.432	151.0	25:43.118	11		2:18.016	52.148	47.924	37.944	147.3	25:22.978	
12		2:30.875 P	53.027	48.130	49.718	150.2	28:13.993	12		2:17.821	52.033	47.716	38.072	146.3	27:40.799	



Circuito del Jarama
Copa KOBE de Circuitos
1ª Carrera
Tiempos Por Vuelta



8 1 Alberto Gonzalez Checa Toyota Aygo **11** 1 Alejandro Romero Beiro Toyota Aygo
 2 C.D.E. Última Vuelta SEN/RK 2 Eficar Team

Vta	D	Tiempo	Sector 1	Sector 2	Sector 3	V.Max	Elapsed	Vta	D	Tiempo	Sector 1	Sector 2	Sector 3	V.Max	Elapsed
1		2:18.979	53.632	47.577	37.770	98.9	2:18.979	1		2:18.437	53.029	47.353	38.055	91.6	2:18.437
2		2:17.061	51.502	47.461	38.098	156.5	4:36.040	2		2:16.476	51.379	47.135	37.962	158.1	4:34.913
3		2:17.821	51.991	47.595	38.235	150.6	6:53.861	3		2:16.345	51.122	47.198	38.025	157.6	6:51.258
4		2:17.830	52.175	47.543	38.112	153.6	9:11.691	4		2:17.341	51.429	47.461	38.451	156.9	9:08.599
5		2:17.622	52.055	47.606	37.961	152.3	11:29.313	5		2:16.843	51.761	47.145	37.937	156.7	11:25.442
6		2:18.210	52.277	47.670	38.263	152.3	13:47.523	6		2:16.127	51.386	46.946	37.795	155.6	13:41.569
7		2:17.753	51.928	47.890	37.935	151.4	16:05.276	7		2:17.310	51.644	47.910	37.756	156.7	15:58.879
8		2:17.661	51.710	47.348	38.603	154.0	18:22.937	8		2:16.893	51.959	47.006	37.928	156.9	18:15.772
9		2:17.445	51.746	47.659	38.040	155.8	20:40.382	9		2:17.067	51.731	47.025	38.311	156.5	20:32.839
10		2:17.269	51.635	47.486	38.148	154.9	22:57.651	10		2:16.060	51.340	47.102	37.618	154.9	22:48.899
11		2:17.572	51.816	47.650	38.106	153.6	25:15.223	11		2:16.483	51.229	47.159	38.095	155.8	25:05.382
12		2:17.114	51.510	47.503	38.101	152.9	27:32.337	12		2:18.477	52.978	47.201	38.298	157.2	27:23.859

9 1 Eduardo Alonso De Pablo Toyota Aygo **12** 1 Alvaro Serrano Aguilar Toyota Aygo
 RK 2 R A C E 2 A. E. C. D.

Vta	D	Tiempo	Sector 1	Sector 2	Sector 3	V.Max	Elapsed	Vta	D	Tiempo	Sector 1	Sector 2	Sector 3	V.Max	Elapsed
1		2:22.898	55.626	48.922	38.350	102.7	2:22.898	1		2:16.988	51.645	47.601	37.742	89.7	2:16.988
2		2:17.953	51.907	47.790	38.256	155.6	4:40.851	2		2:16.417	51.406	47.403	37.608	155.6	4:33.405
3		2:17.784	51.890	47.699	38.195	155.3	6:58.635	3		2:16.311	51.412	47.169	37.730	155.3	6:49.716
4		2:21.085	54.336	48.485	38.264	154.9	9:19.720	4		2:18.267	51.927	47.599	38.741	155.3	9:07.983
5		2:18.188	52.208	47.914	38.066	153.4	11:37.908	5		2:16.506	51.678	46.939	37.889	156.9	11:24.489
6		2:19.146	52.618	48.046	38.482	153.8	13:57.054	6		2:16.121	51.348	46.976	37.797	158.1	13:40.610
7		2:17.908	52.085	47.664	38.159	155.1	16:14.962	7		2:17.211	52.348	47.237	37.626	158.1	15:57.821
8		2:18.550	52.464	47.725	38.361	154.0	18:33.512	8		2:17.415	52.144	46.875	38.396	156.7	18:15.236
9		2:18.430	52.339	47.797	38.294	152.9	20:51.942	9		2:21.475	51.697	47.086	42.692	154.7	20:36.711
10		2:18.983	52.806	47.814	38.363	152.7	23:10.925	10			52.206	47.273		151.8	
11		2:17.933	52.051	47.697	38.185	153.4	25:28.858								
12		2:18.480	51.918	48.004	38.558	152.9	27:47.338								

10 1 Miguel Villaceros Toyota Aygo **13** 1 Sergio López Mayoral Toyota Aygo
 Sundmaches Automovil Club Madrid Sport JUN 2 Paradinás MotorSport

Vta	D	Tiempo	Sector 1	Sector 2	Sector 3	V.Max	Elapsed	Vta	D	Tiempo	Sector 1	Sector 2	Sector 3	V.Max	Elapsed
1		2:27.418	1:02.582	47.199	37.637	72.1	2:27.418	1		2:14.864	49.824	47.293	37.747	84.0	2:14.864
2		2:15.740	51.071	47.074	37.595	155.6	4:43.158	2		2:16.650	51.724	47.248	37.678	151.0	4:31.514
3		2:15.604	51.120	46.860	37.624	157.6	6:58.762	3		2:16.407	51.572	47.238	37.597	151.8	6:47.921
4		2:16.737	51.776	47.146	37.815	157.4	9:15.499	4		2:16.705	51.757	47.349	37.599	151.4	9:04.626
5		2:15.750	51.006	47.020	37.724	157.6	11:31.249	5		2:16.530	51.694	47.234	37.602	151.0	11:21.156
6		2:17.010	51.968	47.463	37.579	157.6	13:48.259	6		2:16.992	51.765	47.337	37.890	150.8	13:38.148
7		2:16.415	51.721	47.022	37.672	153.4	16:04.674	7		2:16.597	51.761	47.184	37.652	154.2	15:54.745
8		2:16.073	51.440	47.001	37.632	154.0	18:20.747	8		2:16.908	52.011	47.219	37.678	151.0	18:11.653
9		2:16.058	51.342	47.021	37.695	153.8	20:36.805	9		2:18.208	52.478	47.145	38.585	154.5	20:29.861
10		2:15.941	51.378	46.873	37.690	152.5	22:52.746	10		2:16.501	51.643	47.156	37.702	152.5	22:46.362
11		2:15.797	51.233	46.935	37.629	154.0	25:08.543	11		2:18.346	51.873	48.297	38.176	153.6	25:04.708
12		2:15.715	51.148	46.843	37.724	154.7	27:24.258	12		2:16.828	51.964	47.165	37.699	156.5	27:21.536



Circuito del Jarama
Copa KOBE de Circuitos
1ª Carrera
Tiempos Por Vuelta



17							33								
1 Ana Barreras Barbero							1 Felix Aparicio Rodriguez								
Toyota Aygo							Toyota Aygo								
FEM 2							VSR Motorsport								
Automóvil Club Madrid Sport							SJUN/RK 2								
Vta	D	Tiempo	Sector 1	Sector 2	Sector 3	V.Max	Elapsed	Vta	D	Tiempo	Sector 1	Sector 2	Sector 3	V.Max	Elapsed
1		2:22.008	55.503	47.882	38.623	99.7	2:22.008	1		2:15.996	51.449	46.979	37.568	85.3	2:15.996
2		2:18.170	52.116	47.820	38.234	156.5	4:40.178	2		2:16.397	51.582	47.103	37.712	156.0	4:32.393
3		2:17.808	51.957	47.443	38.408	155.3	6:57.986	3		2:16.367	51.653	47.141	37.573	155.8	6:48.760
4		2:19.518	52.703	47.689	39.126	151.8	9:17.504	4		2:17.305	52.663	47.180	37.462	156.2	9:06.065
5		2:18.290	52.246	47.564	38.480	154.9	11:35.794	5		2:16.215	51.346	47.031	37.838	154.7	11:22.280
6		2:17.703	52.303	47.341	38.059	155.6	13:53.497	6		2:16.117	51.225	47.131	37.761	155.3	13:38.397
7		2:18.199	52.634	47.695	37.870	155.6	16:11.696	7		2:16.782	52.078	47.035	37.669	154.9	15:55.179
8		2:17.814	52.068	47.537	38.209	152.7	18:29.510	8		2:16.707	52.069	46.992	37.646	153.8	18:11.886
9		2:18.215	52.199	47.623	38.393	153.1	20:47.725	9		2:18.120	51.810	47.466	38.844	155.6	20:30.006
10		2:17.478	51.741	47.732	38.005	153.8	23:05.203	10		2:16.643	51.898	46.985	37.760	151.4	22:46.649
11		2:22.071	56.376	47.537	38.158	128.8	25:27.274	11		2:17.687	51.743	47.950	37.994	155.1	25:04.336
12		2:17.475	51.967	47.548	37.960	152.5	27:44.749	12		2:16.812	52.125	47.076	37.611	151.6	27:21.148

23							35								
1 Miguel González Manzanque							1 Angel Rodriguez Cabello								
Toyota Aygo							Toyota Aygo								
2							2								
Paradinas MotorSport							Overcar Team								
SEN															
Vta	D	Tiempo	Sector 1	Sector 2	Sector 3	V.Max	Elapsed	Vta	D	Tiempo	Sector 1	Sector 2	Sector 3	V.Max	Elapsed
1		2:20.736	54.846	47.622	38.268	99.8	2:20.736	1		2:15.774	51.005	47.114	37.655	85.5	2:15.774
2		2:18.030	52.222	47.812	37.996	152.5	4:38.766	2		2:16.218	51.500	47.060	37.658	154.9	4:31.992
3		2:18.895	52.044	47.901	38.950	155.3	6:57.661	3		2:16.428	51.724	47.062	37.642	153.4	6:48.420
4		2:23.150	57.406	47.670	38.074	150.4	9:20.811	4		2:17.123	52.420	47.047	37.656	152.9	9:05.543
5		2:17.655	51.881	47.686	38.088	153.4	11:38.466	5		2:16.927	51.580	47.374	37.973	151.6	11:22.470
6		2:18.084	52.071	47.747	38.266	154.9	13:56.550	6		2:16.514	51.734	47.144	37.636	153.1	13:38.984
7		2:18.148	52.044	47.778	38.326	152.1	16:14.698	7		2:16.691	52.060	47.038	37.593	152.9	15:55.675
8		2:18.622	52.369	47.839	38.414	152.3	18:33.320	8		2:16.719	51.831	47.155	37.733	153.4	18:12.394
9		2:18.417	52.264	47.753	38.400	153.4	20:51.737	9		2:17.689	51.903	47.417	38.369	153.8	20:30.083
10		2:18.982	52.333	48.157	38.492	152.3	23:10.719	10		2:17.628	52.580	47.396	37.652	146.1	22:47.711
11		2:19.315	52.882	48.163	38.270	152.7	25:30.034	11		2:17.231	51.434	47.566	38.231	151.8	25:04.942
12		2:19.222	52.631	48.205	38.386	152.7	27:49.256	12		2:16.939	52.304	46.985	37.650	155.6	27:21.881

26							42								
1 Isidro Callejas							1 Mónica Plaza Vazquez								
Toyota Aygo							Toyota Aygo								
2							2								
R A C E							C. D. Cuenca Motor 4x4								
SJUN/RK							FEM/RK								
Vta	D	Tiempo	Sector 1	Sector 2	Sector 3	V.Max	Elapsed	Vta	D	Tiempo	Sector 1	Sector 2	Sector 3	V.Max	Elapsed
1		2:17.925	52.872	47.187	37.866	94.9	2:17.925	1		2:34.779	1:07.093	48.282	39.404	72.7	2:34.779
2		2:16.476	51.253	47.300	37.923	155.8	4:34.401	2		2:22.714	53.695	48.769	40.250	152.1	4:57.493
3		2:16.303	51.295	47.116	37.892	156.2	6:50.704	3		2:22.326	54.079	48.306	39.941	151.8	7:19.819
4		2:17.064	51.814	47.137	38.113	154.9	9:07.768	4		2:22.658	54.150	48.732	39.776	151.4	9:42.477
5		2:16.396	51.558	47.105	37.733	156.5	11:24.164	5		2:22.585	54.187	48.553	39.845	151.2	12:05.062
6		2:16.198	51.364	47.055	37.779	156.5	13:40.362	6		2:23.262	54.074	48.828	40.360	150.8	14:28.324
7		2:17.190	51.941	47.609	37.640	156.7	15:57.552	7		2:23.533	54.434	49.057	40.042	150.4	16:51.857
8		2:16.469	51.559	47.219	37.691	154.2	18:14.021	8		2:24.110	54.593	48.839	40.678	150.2	19:15.967
9		2:16.550	51.557	47.160	37.833	151.6	20:30.571	9		2:23.967	54.114	49.130	40.723	150.0	21:39.934
10		2:17.534	52.267	47.568	37.699	153.6	22:48.105	10		2:25.408	54.909	49.057	41.442	149.7	24:05.342
11		2:17.018	51.351	47.623	38.044	154.5	25:05.123	11		2:23.607	54.208	49.516	39.883	148.9	26:28.949
12		2:17.647	52.537	47.083	38.027	157.2	27:22.770	12		2:24.268	54.394	48.831	41.043	149.7	28:53.217



Circuito del Jarama
Copa KOBE de Circuitos
1ª Carrera
Tiempos Por Vuelta

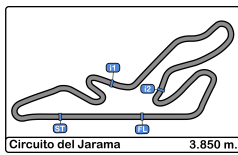


53 1 José Marcial Rodríguez Cañibano Toyota Aygo
 JUN 2 Eficar Team

Vta	D	Tiempo	Sector 1	Sector 2	Sector 3	V.Max	Elapsed
1		2:27.788	1:02.847	47.258	37.683	70.4	2:27.788
2		2:15.924	51.435	46.842	37.647	156.2	4:43.712
3		2:15.751	51.199	46.892	37.660	158.3	6:59.463
4		2:18.256	53.194	47.150	37.912	159.2	9:17.719
5		2:16.358	51.506	47.104	37.748	155.8	11:34.077
6		2:18.767	53.226	46.982	38.559	157.2	13:52.844
7		2:17.093	52.297	46.863	37.933	155.3	16:09.937
8		2:17.331	52.185	47.260	37.886	154.5	18:27.268
9		2:16.735	51.821	47.123	37.791	151.8	20:44.003
10		2:17.157	51.806	47.261	38.090	153.1	23:01.160
11		2:16.933	51.452	47.107	38.374	153.8	25:18.093
12		2:16.620	51.481	47.131	38.008	151.0	27:34.713

77 1 Jean Louis Carponcin Toyota Aygo
 SEN/RK 2 Jean Louis Carponcin

Vta	D	Tiempo	Sector 1	Sector 2	Sector 3	V.Max	Elapsed
1		2:19.694	54.381	47.354	37.959	97.5	2:19.694
2		2:16.827	51.518	47.351	37.958	156.0	4:36.521
3		2:17.636	52.176	47.204	38.256	156.2	6:54.157
4		2:17.987	52.443	47.268	38.276	156.2	9:12.144
5		2:17.665	52.092	47.413	38.160	155.3	11:29.809
6		2:18.335	52.209	47.545	38.581	155.1	13:48.144
7		2:18.198	52.820	47.296	38.082	152.9	16:06.342
8		2:17.338	51.906	47.400	38.032	155.3	18:23.680
9		2:17.556	51.486	47.429	38.641	155.3	20:41.236
10		2:17.211	51.934	47.244	38.033	154.0	22:58.447
11		2:35.669 P	52.098	47.754	55.817	153.6	25:34.116



Circuito del Jarama
Copa KOBE de Circuitos
1ª Carrera
Análisis



Num	Tiempo Vta.	Dif. 1º
-----	-------------	---------

Vta 1

13	2:14.864	
35	2:15.774	00.910
33	2:15.996	01.132
12	2:16.988	02.124
2	2:17.472	02.608
26	2:17.925	03.061
11	2:18.437	03.573
8	2:18.979	04.115
77	2:19.694	04.830
23	2:20.736	05.872
7	2:20.767	05.903
6	2:21.663	06.799
17	2:22.008	07.144
9	2:22.898	08.034
3	2:23.572	08.708
10	2:27.418	12.554
53	2:27.788	12.924
1	2:28.223	13.359
5	2:28.875	14.011
42	2:34.779	19.915

Num	Tiempo Vta.	Dif. 1º
-----	-------------	---------

Vta 2

13	2:16.650	
35	2:16.218	00.478
33	2:16.397	00.879
12	2:16.417	01.891
2	2:16.559	02.517
26	2:16.476	02.887
11	2:16.476	03.399
8	2:17.061	04.526
77	2:16.827	05.007
23	2:18.030	07.252
6	2:17.336	07.485
7	2:19.116	08.369
17	2:18.170	08.664
9	2:17.953	09.337
3	2:19.414	11.472
10	2:15.740	11.644
53	2:15.924	12.198

1	2:15.790	12.499
5	2:15.569	12.930
42	2:22.714	25.979

Num	Tiempo Vta.	Dif. 1º
-----	-------------	---------

Vta 3

13	2:16.407	
35	2:16.428	00.499
33	2:16.367	00.839
12	2:16.311	01.795
2	2:16.204	02.314
26	2:16.303	02.783
11	2:16.345	03.337
8	2:17.821	05.940
77	2:17.636	06.236
6	2:18.300	09.378
23	2:18.895	09.740
7	2:17.788	09.750
17	2:17.808	10.065
9	2:17.784	10.714
10	2:15.604	10.841
53	2:15.751	11.542
1	2:15.707	11.799
5	2:15.811	12.334
3	2:19.944	15.009
42	2:22.326	31.898

Vta 4

13	2:16.705	
35	2:17.123	00.917
33	2:17.305	01.439
2	2:17.279	02.888
26	2:17.064	03.142
12	2:18.267	03.357
11	2:17.341	03.973
8	2:17.830	07.065
77	2:17.987	07.518
6	2:17.205	09.878
10	2:16.737	10.873
7	2:18.332	11.377
1	2:17.192	12.286
5	2:17.099	12.728

17	2:19.518	12.878
53	2:18.256	13.093
9	2:21.085	15.094
23	2:23.150	16.185
3	2:20.005	18.309
42	2:22.658	37.851

Num	Tiempo Vta.	Dif. 1º
-----	-------------	---------

Vta 5

13	2:16.530	
33	2:16.215	01.124
35	2:16.927	01.314
2	2:16.327	02.685
26	2:16.396	03.008
12	2:16.506	03.333
11	2:16.843	04.286
8	2:17.622	08.157
77	2:17.665	08.653
6	2:16.609	09.957
10	2:15.750	10.093
1	2:16.357	12.113
7	2:17.307	12.154
5	2:16.367	12.565
53	2:16.358	12.921
17	2:18.290	14.638
9	2:18.188	16.752
23	2:17.655	17.310
3	2:19.876	21.655
42	2:22.585	43.906

Num	Tiempo Vta.	Dif. 1º
-----	-------------	---------

Vta 6

13	2:16.992	
33	2:16.117	00.249
35	2:16.514	00.836
2	2:16.213	01.906
26	2:16.198	02.214
12	2:16.121	02.462
11	2:16.127	03.421
8	2:18.210	09.375
77	2:18.335	09.996
10	2:17.010	10.111
6	2:17.724	10.689

53	2:18.767	14.696
7	2:19.676	14.838
5	2:19.291	14.864
17	2:17.703	15.349
23	2:18.084	18.402
9	2:19.146	18.906
1	2:30.529	25.650
3	2:22.641	27.304
42	2:23.262	50.176

Num	Tiempo Vta.	Dif. 1º
-----	-------------	---------

Vta 7

13	2:16.597	
33	2:16.782	00.434
35	2:16.691	00.930
26	2:17.190	02.807
12	2:17.211	03.076
2	2:18.144	03.453
11	2:17.310	04.134
10	2:16.415	09.929
8	2:17.753	10.531
6	2:16.862	10.954
77	2:18.198	11.597
53	2:17.093	15.192
5	2:17.215	15.482
7	2:18.415	16.656
17	2:18.199	16.951
23	2:18.148	19.953
9	2:17.908	20.217
1	2:16.582	25.635
3	2:18.959	29.666
42	2:23.533	57.112

Num	Tiempo Vta.	Dif. 1º
-----	-------------	---------

Vta 8

13	2:16.908	
33	2:16.707	00.233
35	2:16.719	00.741
26	2:16.469	02.368
12	2:17.415	03.583
11	2:16.893	04.119
2	2:17.983	04.528
10	2:16.073	09.094

6	2:17.027	11.073
8	2:17.661	11.284
77	2:17.338	12.027
53	2:17.331	15.615
5	2:17.358	15.932
7	2:17.855	17.603
17	2:17.814	17.857
23	2:18.622	21.667
9	2:18.550	21.859
1	2:16.370	25.097
3	2:19.240	31.998
42	2:24.110	1:04.314

Num	Tiempo Vta.	Dif. 1º
-----	-------------	---------

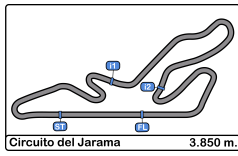
Vta 9

13	2:18.208	
33	2:18.120	00.145
35	2:17.689	00.222
26	2:16.550	00.710
11	2:17.067	02.978
2	2:16.944	03.264
12	2:21.475	06.850
10	2:16.058	06.944
6	2:17.118	09.983
8	2:17.445	10.521
77	2:17.556	11.375
53	2:16.735	14.142
5	2:16.814	14.538
7	2:17.886	17.281
17	2:18.215	17.864
23	2:18.417	21.876
9	2:18.430	22.081
1	2:15.851	22.740
3	2:19.497	33.287
42	2:23.967	1:10.073

Num	Tiempo Vta.	Dif. 1º
-----	-------------	---------

Vta 10

13	2:16.501	
33	2:16.643	00.287
35	2:17.628	01.349
26	2:17.534	01.743
11	2:16.060	02.537



Circuito del Jarama
Copa KOBE de Circuitos
1ª Carrera



Análisis

2	2:16.297	03.060	11	2:18.477	02.711
10	2:15.941	06.384	10	2:15.715	03.110
6	2:16.888	10.370	2	2:19.741	04.300
8	2:17.269	11.289	6	2:17.569	10.520
77	2:17.211	12.085	8	2:17.114	11.189
53	2:17.157	14.798	53	2:16.620	13.565
5	2:17.043	15.080	5	2:16.849	14.043
7	2:17.820	18.600	7	2:17.821	19.651
17	2:17.478	18.841	1	2:15.828	19.818
1	2:16.321	22.560	17	2:17.475	23.601
23	2:18.982	24.357	9	2:18.480	26.190
9	2:18.983	24.563	23	2:19.222	28.108
3	2:20.344	37.130	3	2:30.875	52.845
42	2:25.408	1:18.980	42	2:24.268	1:32.069

Num **Tiempo Vta.** **Dif. 1º**

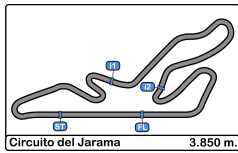
Vta 11

33	2:17.687	
13	2:18.346	00.372
35	2:17.231	00.606
26	2:17.018	00.787
11	2:16.483	01.046
2	2:16.285	01.371
10	2:15.797	04.207
6	2:17.367	09.763
8	2:17.572	10.887
53	2:16.933	13.757
5	2:16.900	14.006
7	2:18.016	18.642
1	2:16.216	20.802
17	2:22.071	22.938
9	2:17.933	24.522
23	2:19.315	25.698
77	2:35.669	29.780
3	2:19.626	38.782
42	2:23.607	1:24.613

Num **Tiempo Vta.** **Dif. 1º**

Vta 12

33	2:16.812	
13	2:16.828	00.388
35	2:16.939	00.733
26	2:17.647	01.622



Circuito del Jarama
Copa KOBE de Circuitos
1ª Carrera
Mejores Sectores



Sector - 1				Sector - 2				Sector - 3				Vuelta Ideal vs Mejor Vuelta			
Clas	Nº	Nombre	Tiempo	Nº	Nombre	Tiempo	Nº	Nombre	Tiempo	Clas	Nº	Nombre	Vta. Ideal	Mejor Vta.	Clas
1	13	Sergio López Mayora	49.824	5	Jorge J. Rodriguez	46.711	33	Felix Aparicio Rodriguez	37.462	1	13	Sergio López Mayora	2:14.566	2:14.864	1
2	35	Angel Rodriguez Cabello	51.005	1	Antonio Albacete Polo	46.773	1	Antonio Albacete Polo	37.490	2	10	Miguel Villaceros	2:15.428	2:15.604	3
3	10	Miguel Villaceros	51.006	53	José Marcial Rodriguez	46.842	10	Miguel Villaceros	37.579	3	1	Antonio Albacete Polo	2:15.432	2:15.707	4
4	5	Jorge J. Rodriguez	51.096	10	Miguel Villaceros	46.843	35	Angel Rodriguez Cabello	37.593	4	5	Jorge J. Rodriguez	2:15.488	2:15.569	2
5	11	Alejandro Romero Beiro	51.122	12	Alvaro Serrano Aguilar	46.875	13	Sergio López Mayora	37.597	5	35	Angel Rodriguez Cabello	2:15.583	2:15.774	6
6	1	Antonio Albacete Polo	51.169	11	Alejandro Romero Beiro	46.946	12	Alvaro Serrano Aguilar	37.608	6	33	Felix Aparicio Rodriguez	2:15.666	2:15.996	7
7	53	José Marcial Rodriguez	51.199	33	Felix Aparicio Rodriguez	46.979	11	Alejandro Romero Beiro	37.618	7	11	Alejandro Romero Beiro	2:15.686	2:16.060	8
8	2	Rafael Camacho Angulo	51.200	35	Angel Rodriguez Cabello	46.985	26	Isidro Callejas	37.640	8	53	José Marcial Rodriguez	2:15.688	2:15.751	5
9	33	Felix Aparicio Rodriguez	51.225	2	Rafael Camacho Angulo	46.986	53	José Marcial Rodriguez	37.647	9	12	Alvaro Serrano Aguilar	2:15.831	2:16.121	9
10	26	Isidro Callejas	51.253	26	Isidro Callejas	47.055	2	Rafael Camacho Angulo	37.652	10	2	Rafael Camacho Angulo	2:15.838	2:16.204	11
11	12	Alvaro Serrano Aguilar	51.348	13	Sergio López Mayora	47.145	5	Jorge J. Rodriguez	37.681	11	26	Isidro Callejas	2:15.948	2:16.198	10
12	77	Jean Louis Carponci	51.486	6	Pablo Amorós Leblic	47.188	6	Pablo Amorós Leblic	37.741	12	6	Pablo Amorós Leblic	2:16.423	2:16.609	12
13	6	Pablo Amorós Leblic	51.494	77	Jean Louis Carponci	47.204	8	Alberto Gonzalez Checa	37.770	13	8	Alberto Gonzalez Checa	2:16.620	2:17.061	14
14	8	Alberto Gonzalez Checa	51.502	7	Busian Fontán Alcalde	47.340	17	Ana Barreras Barber	37.870	14	77	Jean Louis Carponci	2:16.648	2:16.827	13
15	7	Busian Fontán Alcalde	51.649	17	Ana Barreras Barber	47.341	7	Busian Fontán Alcalde	37.944	15	7	Busian Fontán Alcalde	2:16.933	2:17.307	15
16	17	Ana Barreras Barber	51.741	8	Alberto Gonzalez Checa	47.348	77	Jean Louis Carponci	37.958	16	17	Ana Barreras Barber	2:16.952	2:17.475	16
17	23	Miguel González	51.881	23	Miguel González	47.622	23	Miguel González	37.996	17	23	Miguel González	2:17.499	2:17.655	17
18	9	Eduardo Alonso De	51.890	9	Eduardo Alonso De	47.664	9	Eduardo Alonso De	38.066	18	9	Eduardo Alonso De	2:17.620	2:17.784	18
19	3	Sergio Caval Diez	52.377	3	Sergio Caval Diez	47.876	3	Sergio Caval Diez	38.331	19	3	Sergio Caval Diez	2:18.584	2:18.959	19
20	42	Mónica Plaza Vazqu	53.695	42	Mónica Plaza Vazqu	48.282	42	Mónica Plaza Vazqu	39.404	20	42	Mónica Plaza Vazqu	2:21.381	2:22.326	20



Circuito del Jarama
Copa KOBE de Circuitos
1ª Carrera
Secuencia Lider



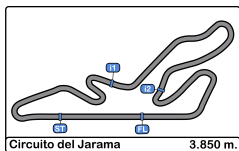
Nº	Piloto	Concursante	Cat.	Vta. Inicio	Vta. Fin	Vtas.	Total Vtas.
13	Sergio López Mayoral	Paradinas MotorSport	Jun	1	10	10	10
33	Felix Aparicio Rodriguez	VSR Motorsport	RkJun	11	12	2	2



Circuito del Jarama
Copa KOBE de Circuitos
1ª Carrera
5 Mejores Tiempos



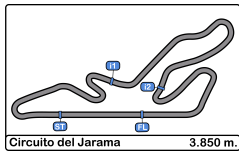
Cls	Nº	Piloto	Concursante	Cat.	Mejor 1		Mejor 2		Mejor 3		Mejor 4		Mejor 5	
					Tiempo	V.R.	Tiempo	V.R.	Tiempo	V.R.	Tiempo	V.R.	Tiempo	V.R.
1	13	Sergio López Mayoral	Paradinas MotorSport	Jun	2:14.864	1	2:16.407	3	2:16.501	10	2:16.530	5	2:16.597	7
2	5	Jorge J. Rodriguez Cañibano	Eficar Team	RkSJJun	2:15.569	2	2:15.811	3	2:16.367	5	2:16.814	9	2:16.849	12
3	10	Miguel Villaceros Sundmaches	Automovil Club Madrid Sport		2:15.604	3	2:15.715	12	2:15.740	2	2:15.750	5	2:15.797	11
4	1	Antonio Albacete Polo	Teo Martín Motorsport		2:15.707	3	2:15.790	2	2:15.828	12	2:15.851	9	2:16.216	11
5	53	José Marcial Rodríguez Cañiba	Eficar Team	Jun	2:15.751	3	2:15.924	2	2:16.358	5	2:16.620	12	2:16.735	9
6	35	Angel Rodríguez Cabello	Overcar Team	Sen	2:15.774	1	2:16.218	2	2:16.428	3	2:16.514	6	2:16.691	7
7	33	Felix Aparicio Rodríguez	VSR Motorsport	RkSJJun	2:15.996	1	2:16.117	6	2:16.215	5	2:16.367	3	2:16.397	2
8	11	Alejandro Romero Beiro	Eficar Team	RkSen	2:16.060	10	2:16.127	6	2:16.345	3	2:16.476	2	2:16.483	11
9	12	Alvaro Serrano Aguilar	A. E. C. D.		2:16.121	6	2:16.311	3	2:16.417	2	2:16.506	5	2:16.988	1
10	26	Isidro Callejas	R A C E	RkSJJun	2:16.198	6	2:16.303	3	2:16.396	5	2:16.469	8	2:16.476	2
11	2	Rafael Camacho Angulo	C.D.E. Última Vuelta	Rk	2:16.204	3	2:16.213	6	2:16.285	11	2:16.297	10	2:16.327	5
12	6	Pablo Amorós Leblic	Eficar Team	Sen	2:16.609	5	2:16.862	7	2:16.888	10	2:17.027	8	2:17.118	9
13	77	Jean Louis Carponcin	Jean Louis Carponcin	RkSen	2:16.827	2	2:17.211	10	2:17.338	8	2:17.556	9	2:17.636	3
14	8	Alberto Gonzalez Checa	C.D.E. Última Vuelta		2:17.061	2	2:17.114	12	2:17.269	10	2:17.445	9	2:17.572	11
15	7	Busian Fontán Alcalde	Club Jarama Sport	Rk	2:17.307	5	2:17.788	3	2:17.820	10	2:17.821	12	2:17.855	8
16	17	Ana Barreras Barbero	Automóvil Club Madrid Sport	Fem	2:17.475	12	2:17.478	10	2:17.703	6	2:17.808	3	2:17.814	8
17	23	Miguel González Manzaneque	Paradinas MotorSport		2:17.655	5	2:18.030	2	2:18.084	6	2:18.148	7	2:18.417	9
18	9	Eduardo Alonso De Pablo	R A C E	Rk	2:17.784	3	2:17.908	7	2:17.933	11	2:17.953	2	2:18.188	5
19	3	Sergio Caval Diez	Rasante Sport	RkSen	2:18.959	7	2:19.240	8	2:19.414	2	2:19.497	9	2:19.626	11
20	42	Mónica Plaza Vazquez	C. D. Cuenca Motor 4x4	Fem Rk	2:22.326	3	2:22.585	5	2:22.658	4	2:22.714	2	2:23.262	6



Circuito del Jarama
Copa KOBE de Circuitos
1ª Carrera
5 Mejores Velocidades



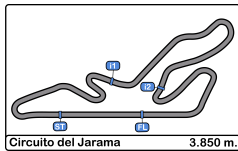
Cls	Nº	Piloto	Concursante	Cat.	V.Max 1		V.Max 2		V.Max 3		V.Max 4		V.Max 5		Media
					Km/h	Vta.	Km/h	Vta.	Km/h	Vta.	Km/h	Vta.	Km/h	Vta.	
1	5	Jorge J. Rodriguez Cañibano	Eficar Team	RkSJJu	160.4	3	160.2	4	158.3	5	157.8	2	157.2	8	158.8
2	1	Antonio Albacete Polo	Teo Martin Motorsport		160.2	3	160.0	4	158.5	2	156.9	10	156.0	5	158.3
3	53	José Marcial Rodriguez Cañibano	Eficar Team	Jun	159.2	4	158.3	3	157.2	6	156.2	2	155.8	5	157.3
4	2	Rafael Camacho Angulo	C.D.E. Última Vuelta	Rk	158.3	12	157.4	8	156.9	9	156.7	2	156.5	10	157.2
5	11	Alejandro Romero Beiro	Eficar Team	RkSen	158.1	2	157.6	3	157.2	12	156.9	4	156.9	8	157.3
6	12	Alvaro Serrano Aguilar	A. E. C. D.		158.1	6	158.1	7	156.9	5	156.7	8	155.6	2	157.1
7	10	Miguel Villaceros Sundmaches	Automovil Club Madrid Sport		157.6	3	157.6	5	157.6	6	157.4	4	155.6	2	157.2
8	26	Isidro Callejas	R A C E	RkSJJu	157.2	12	156.7	7	156.5	5	156.5	6	156.2	3	156.6
9	8	Alberto Gonzalez Checa	C.D.E. Última Vuelta		156.5	2	155.8	9	154.9	10	154.0	8	153.6	4	155.0
10	13	Sergio López Mayoral	Paradinas MotorSport	Jun	156.5	12	154.5	9	154.2	7	153.6	11	152.5	10	154.2
11	17	Ana Barreras Barbero	Automóvil Club Madrid Sport	Fem	156.5	2	155.6	6	155.6	7	155.3	3	154.9	5	155.6
12	33	Felix Aparicio Rodriguez	VSR Motorsport	RkSJJu	156.2	4	156.0	2	155.8	3	155.6	9	155.3	6	155.8
13	77	Jean Louis Carponcin	Jean Louis Carponcin	RkSen	156.2	3	156.2	4	156.0	2	155.3	5	155.3	8	155.8
14	6	Pablo Amorós Leblic	Eficar Team	Sen	156.0	2	155.8	3	155.8	7	155.1	8	154.9	9	155.5
15	9	Eduardo Alonso De Pablo	R A C E	Rk	155.6	2	155.3	3	155.1	7	154.9	4	154.0	8	155.0
16	35	Angel Rodriguez Cabello	Overcar Team	Sen	155.6	12	154.9	2	153.8	9	153.4	3	153.4	8	154.2
17	23	Miguel González Manzaneque	Paradinas MotorSport		155.3	3	154.9	6	153.4	5	153.4	9	152.7	11	153.9
18	3	Sergio Caval Diez	Rasante Sport	RkSen	152.9	7	151.6	8	151.4	9	151.0	11	150.8	2	151.6
19	42	Mónica Plaza Vazquez	C. D. Cuenca Motor 4x4	Fem Rk	152.1	2	151.8	3	151.4	4	151.2	5	150.8	6	151.5
20	7	Busian Fontán Alcalde	Club Jarama Sport	Rk	151.8	3	150.4	5	150.0	6	150.0	7	149.5	4	150.3



Circuito del Jarama
Copa KOBE de Circuitos
1ª Carrera
Secuencia Vueltas Rápidas



<u>Vta.</u>	<u>Hora Día</u>	<u>Tiempo Sesión</u>	<u>Nº</u>	<u>Piloto</u>	<u>Concursante</u>	<u>Cat.</u>	<u>Tiempo</u>	<u>Km/h</u>
-------------	-----------------	----------------------	-----------	---------------	--------------------	-------------	---------------	-------------

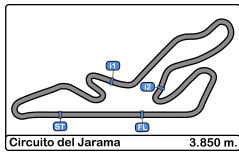


Circuito del Jarama
Copa KOBE de Circuitos
1ª Carrera



Mejor Maxima Velocidad del Evento

Nº	Piloto	Concursante	Cat.	Km/h	Sesión
5	Jorge J. Rodriguez Cañibano	Eficar Team	RkSJun	160.4	1ª Carrera
1	Antonio Albacete Polo	Teo Martín Motorsport		160.2	1ª Carrera
53	José Marcial Rodriguez Cañibano	Eficar Team	Jun	159.2	1ª Carrera
2	Rafael Camacho Angulo	C.D.E. Última Vuelta	Rk	158.3	1ª Carrera
11	Alejandro Romero Beiro	Eficar Team	RkSen	158.1	1ª Carrera
12	Alvaro Serrano Aguilar	A. E. C. D.		158.1	1ª Carrera
10	Miguel Villaceros Sundmaches	Automovil Club Madrid Sport		157.6	1ª Carrera
26	Isidro Callejas	R A C E	RkSJun	157.2	1ª Carrera
77	Jean Louis Carponcin	Jean Louis Carponcin	RkSen	156.5	Entrenamiento cronometrado
8	Alberto Gonzalez Checa	C.D.E. Última Vuelta		156.5	1ª Carrera
17	Ana Barreras Barbero	Automóvil Club Madrid Sport	Fem	156.5	1ª Carrera
13	Sergio López Mayoral	Paradinas MotorSport	Jun	156.5	1ª Carrera
33	Felix Aparicio Rodriguez	VSR Motorsport	RkSJun	156.2	1ª Carrera
6	Pablo Amorós Leblic	Eficar Team	Sen	156.0	1ª Carrera
9	Eduardo Alonso De Pablo	R A C E	Rk	155.6	1ª Carrera
35	Angel Rodriguez Cabello	Overcar Team	Sen	155.6	1ª Carrera
23	Miguel González Manzaneque	Paradinas MotorSport		155.3	1ª Carrera
42	Mónica Plaza Vazquez	C. D. Cuenca Motor 4x4	Fem Rk	152.9	Entrenamiento cronometrado
3	Sergio Caval Diez	Rasante Sport	RkSen	152.9	1ª Carrera
7	Busian Fontán Alcalde	Club Jarama Sport	Rk	151.8	1ª Carrera

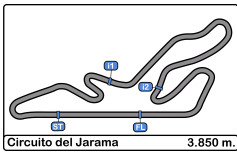


Circuito del Jarama
Copa KOBE de Circuitos
1ª Carrera
Cuentavueltas



VTA

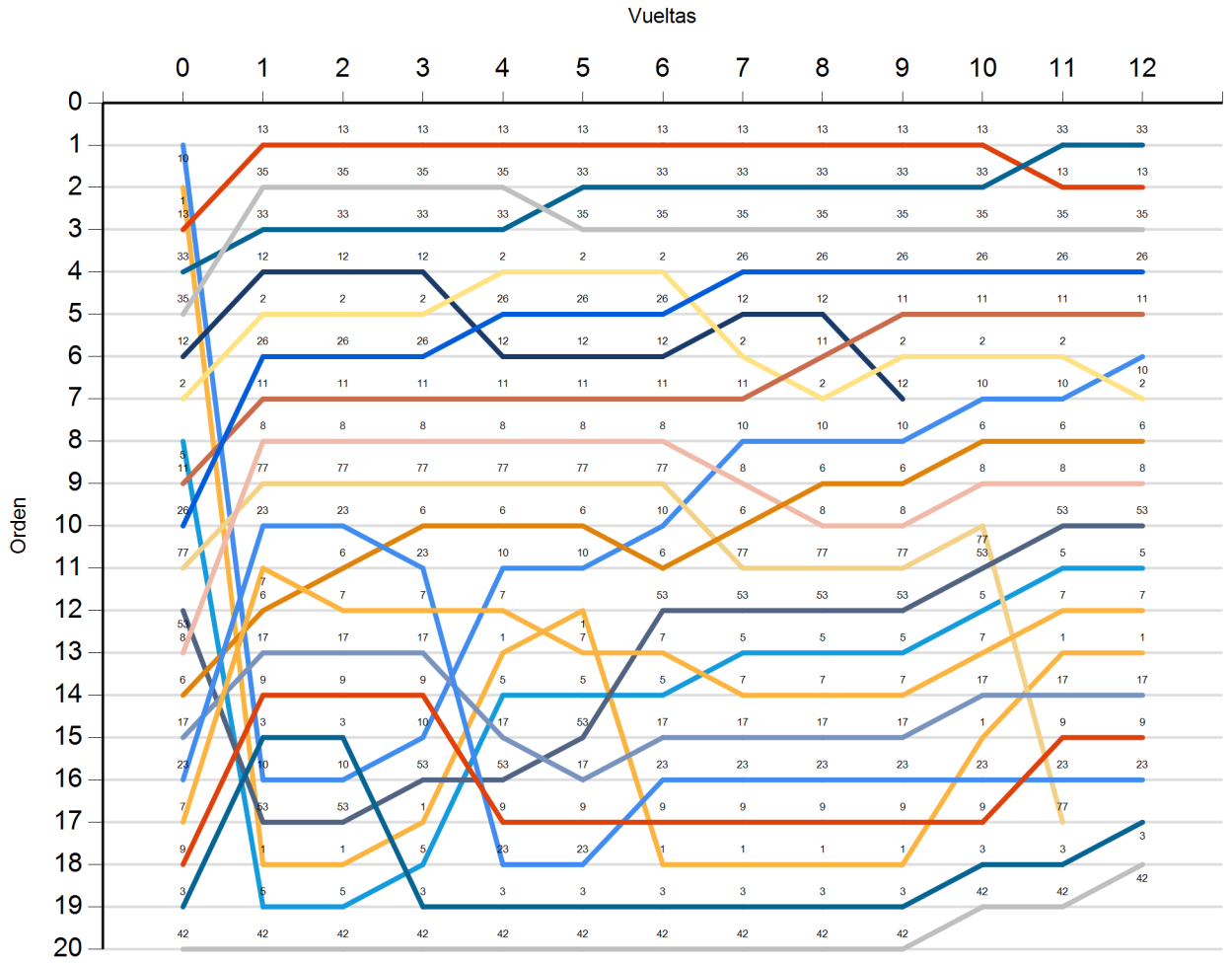
Nr	Pos	Grid	1	2	3	4	5	6	7	8	9	10	11	12
10	1	10	13	13	13	13	13	13	13	13	13	13	33	33
1	2	1	35	35	35	35	33	33	33	33	33	33	13	13
13	3	13	33	33	33	33	35	35	35	35	35	35	35	35
33	4	33	12	12	12	2	2	2	26	26	26	26	26	26
35	5	35	2	2	2	26	26	26	12	12	11	11	11	11
12	6	12	26	26	26	12	12	12	2	11	2	2	2	10
2	7	2	11	11	11	11	11	11	11	2	12	10	10	2
5	8	5	8	8	8	8	8	8	10	10	10	6	6	6
11	9	11	77	77	77	77	77	77	8	6	6	8	8	8
26	10	26	23	23	6	6	6	10	6	8	8	77	53	53
77	11	77	7	6	23	10	10	6	77	77	77	53	5	5
53	12	53	6	7	7	7	1	53	53	53	53	5	7	7
8	13	8	17	17	17	1	7	7	5	5	5	7	1	1
6	14	6	9	9	9	5	5	5	7	7	7	17	17	17
17	15	17	3	3	10	17	53	17	17	17	17	1	9	9
23	16	23	10	10	53	53	17	23	23	23	23	23	23	23
7	17	7	53	53	1	9	9	9	9	9	9	9	77	3
9	18	9	1	1	5	23	23	1	1	1	1	3	3	42
3	19	3	5	5	3	3	3	3	3	3	3	42	42	
42	20	42	42	42	42	42	42	42	42	42	42	42	42	

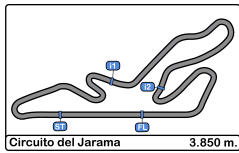


Circuito del Jarama
Copa KOBE de Circuitos
1ª Carrera
Cuentavueltas Gráfico



- 10
- 1
- 13
- 33
- 35
- 12
- 2
- 5
- 11
- 26
- 77
- 53
- 8
- 6
- 17
- 23
- 7
- 9
- 3
- 42





Circuito del Jarama
Copa KOBE de Circuitos
1ª Carrera
Tiempos Parada en Pit



<u>Nº</u>	<u>Tiempo Día</u>	<u>Equipo</u>	<u>Vehiculo</u>	<u>Cat</u>	<u>Tiempo Entrada</u>	<u>Nº Parada</u>	<u>Tiempo Pit</u>	<u>Handicap</u>
-----------	-------------------	---------------	-----------------	------------	-----------------------	------------------	-------------------	-----------------