


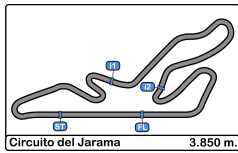
**Circuito del Jarama**  
**Copa KOBE de Circuitos**  
**Entrenamiento cronometrado**  
**Resultados Provisionales**



Cls	Nº	Piloto	Concursante	Cat.	Vtas	V.R.	Tiempo	Dif 1º	Intervalo	Km/h
1	10	Miguel Villaceros Sundmaches	Automovil Club Madrid Sport		8	2	2:16.111			101.8
2	1	Antonio Albacete Polo	Teo Martín Motorsport		7	2	2:16.143	0.032	0.032	101.8
3	13	Sergio López Mayoral	Paradinas MotorSport	Jun	9	6	2:16.216	0.105	0.073	101.7
4	33	Felix Aparicio Rodriguez	VSR Motorsport	RkSJun	9	8	2:16.232	0.121	0.016	101.7
5	35	Angel Rodriguez Cabello	Overcar Team	Sen	8	8	2:16.271	0.160	0.039	101.7
6	12	Alvaro Serrano Aguilar	A. E. C. D.		9	9	2:16.285	0.174	0.014	101.6
7	2	Rafael Camacho Angulo	C.D.E. Última Vuelta	Rk	8	3	2:16.405	0.294	0.120	101.6
8	5	Jorge J. Rodriguez Cañibano	Eficar Team	RkSJun	9	3	2:16.500	0.389	0.095	101.5
9	11	Alejandro Romero Beiro	Eficar Team	RkSen	9	5	2:16.655	0.544	0.155	101.4
10	26	Isidro Callejas	R A C E	RkSJun	8	8	2:16.694	0.583	0.039	101.3
11	77	Jean Louis Carponcin	Jean Louis Carponcin	RkSen	9	3	2:16.726	0.615	0.032	101.3
12	53	José Marcial Rodriguez Cañibano	Eficar Team	Jun	9	7	2:16.772	0.661	0.046	101.3
13	8	Alberto Gonzalez Checa	C.D.E. Última Vuelta		9	9	2:16.806	0.695	0.034	101.3
14	6	Pablo Amorós Leblic	Eficar Team	Sen	9	3	2:16.862	0.751	0.056	101.2
15	17	Ana Barreras Barbero	Automóvil Club Madrid Sport	Fem	7	3	2:17.438	1.327	0.576	100.8
16	23	Miguel González Manzaneque	Paradinas MotorSport		8	6	2:18.476	2.365	1.038	100.0
17	7	Busian Fontán Alcalde	Club Jarama Sport	Rk	8	3	2:18.535	2.424	0.059	100.0
18	9	Eduardo Alonso De Pablo	R A C E	Rk	6	6	2:18.642	2.531	0.107	99.9
19	3	Sergio Caval Diez	Rasante Sport	RkSen	8	6	2:19.791	3.680	1.149	99.1
20	42	Mónica Plaza Vazquez	C. D. Cuenca Motor 4x4	Fem Rk	9	7	2:22.444	6.333	2.653	97.3

Publicada a las :.....

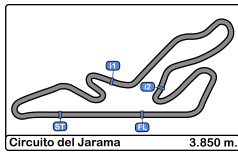
<b>Comisarios Deportivos:</b>	<b>Director de Carrera:</b>	<b>Cronometrador:</b> 
-------------------------------	-----------------------------	--



**Circuito del Jarama**  
**Copa KOBÉ de Circuitos**  
**Entrenamiento cronometrado**  
**Tiempos Por Vuelta**



1							6								
1 Antonio Albacete Polo Toyota Aygo							1 Pablo Amorós Leblic Toyota Aygo								
* 2 Teo Martín Motorsport							SEN 2 Eficar Team								
Vta	D	Tiempo	Sector 1	Sector 2	Sector 3	V.Max	Elapsed	Vta	D	Tiempo	Sector 1	Sector 2	Sector 3	V.Max	Elapsed
1		13:37:43.511	13:36:15.123	49.724	38.664	64.4	13:37:43.511	1		13:37:45.500	13:36:17.206	49.364	38.930	68.9	13:37:45.500
2		2:16.143	51.392	47.100	37.651	153.8	13:39:59.654	2		2:17.025	51.930	47.312	37.783	151.8	13:40:02.525
3		2:17.400	52.537	47.086	37.777	151.4	13:42:17.054	3		2:16.862	51.620	47.377	37.865	150.6	13:42:19.387
4		2:44.047 P	1:11.441	47.426	45.180	153.8	13:45:01.101	4		2:17.325	51.718	47.623	37.984	151.2	13:44:36.712
5		3:15.711	1:49.026	48.354	38.331	79.3	13:48:16.812	5		2:17.469	51.892	47.402	38.175	150.8	13:46:54.181
6		2:16.558	51.475	47.244	37.839	150.2	13:50:33.370	6		2:17.185	51.549	47.471	38.165	150.8	13:49:11.366
7		2:16.484	51.544	47.208	37.732	151.4	13:52:49.854	7		2:18.450	51.806	48.337	38.307	152.7	13:51:29.816
8			58.364	54.947		135.5		8		2:17.616	51.845	47.848	37.923	152.7	13:53:47.432
2							7								
1 Rafael Camacho Angulo Toyota Aygo							1 Busian Fontán Alcalde Toyota Aygo								
RK 2 C.D.E. Última Vuelta							RK 2 Club Jarama Sport								
Vta	D	Tiempo	Sector 1	Sector 2	Sector 3	V.Max	Elapsed	Vta	D	Tiempo	Sector 1	Sector 2	Sector 3	V.Max	Elapsed
1		13:37:46.641	13:36:18.804	49.082	38.755	74.7	13:37:46.641	1		13:38:08.736	13:36:41.845	48.447	38.444	70.1	13:38:08.736
2		2:17.660	52.103	47.297	38.260	155.6	13:40:04.301	2		2:18.820	52.457	48.150	38.213	144.5	13:40:27.556
3		2:16.405	51.375	47.152	37.878	156.9	13:42:20.706	3		2:18.535	52.129	48.058	38.348	146.3	13:42:46.091
4		2:19.234	52.622	48.435	38.177	154.7	13:44:39.940	4		2:24.076 P	52.476	48.504	43.096	146.3	13:45:10.167
5		2:17.319	51.702	47.481	38.136	156.5	13:46:57.259	5		4:39.514	3:12.348	48.497	38.669	79.5	13:49:49.681
6		2:23.838 P	51.527	47.433	44.878	151.8	13:49:21.097	6		2:18.990	52.185	48.301	38.504	144.1	13:52:08.671
7		3:29.813	2:04.013	48.036	37.764	77.8	13:52:50.910	7		2:19.470	52.576	48.324	38.570	145.3	13:54:28.141
8		2:17.404	51.667	47.539	38.198	153.4	13:55:08.314	8		2:19.441	52.545	48.397	38.499	144.5	13:56:47.582
9			51.800	47.911		150.8		9			52.947	48.497		145.3	
3							8								
1 Sergio Caval Diez Toyota Aygo							1 Alberto Gonzalez Checa Toyota Aygo								
SEN/RK 2 Rasante Sport							2 C.D.E. Última Vuelta								
Vta	D	Tiempo	Sector 1	Sector 2	Sector 3	V.Max	Elapsed	Vta	D	Tiempo	Sector 1	Sector 2	Sector 3	V.Max	Elapsed
1		13:38:02.545	13:36:35.416	48.394	38.735	68.7	13:38:02.545	1		13:37:47.937	13:36:20.509	48.293	39.135	74.3	13:37:47.937
2		2:27.494 P	53.054	48.278	46.162	149.7	13:40:30.039	2		2:28.644	56.908	53.754	37.982	151.8	13:40:16.581
3		3:15.786	1:48.026	48.374	39.386	79.8	13:43:45.825	3		2:17.726	51.919	47.718	38.089	151.6	13:42:34.307
4		2:20.409	52.779	48.503	39.127	149.5	13:46:06.234	4		2:18.756	52.161	48.412	38.183	149.3	13:44:53.063
5		2:20.421	53.003	48.337	39.081	150.2	13:48:26.655	5		2:17.231	51.777	47.498	37.956	149.5	13:47:10.294
6		2:19.791	52.883	48.203	38.705	149.1	13:50:46.446	6		2:21.174	51.839	47.448	41.887	149.5	13:49:31.468
7		2:20.258	52.948	48.382	38.928	149.3	13:53:06.704	7		2:19.900	52.875	48.848	38.177	149.1	13:51:51.368
8		2:20.280	52.915	48.339	39.026	149.7	13:55:26.984	8		2:17.216	51.554	47.455	38.207	153.6	13:54:08.584
9			58.671	55.934		117.5		9		2:16.806	51.687	47.394	37.725	151.0	13:56:25.390
10								10			57.331	52.325		135.5	
5							9								
1 Jorge J. Rodríguez Cañibano Toyota Aygo							1 Eduardo Alonso De Pablo Toyota Aygo								
SJUN/RK 2 Eficar Team							RK 2 R A C E								
Vta	D	Tiempo	Sector 1	Sector 2	Sector 3	V.Max	Elapsed	Vta	D	Tiempo	Sector 1	Sector 2	Sector 3	V.Max	Elapsed
1		13:37:45.802	13:36:17.657	49.285	38.860	73.5	13:37:45.802	1		13:37:35.556	13:36:08.526	48.632	38.398	61.8	13:37:35.556
2		2:17.619	52.180	47.405	38.034	149.1	13:40:03.421	2		2:19.220	52.496	48.094	38.630	148.7	13:39:54.776
3		2:16.500	51.297	47.116	38.087	154.7	13:42:19.921	3		2:18.897	52.431	48.062	38.404	148.1	13:42:13.673
4		2:17.623	51.888	47.376	38.359	154.7	13:44:37.544	4		2:19.023	52.213	48.095	38.715	148.7	13:44:32.696
5		2:17.109	51.491	47.386	38.232	154.5	13:46:54.653	5		2:19.808	53.450	47.971	38.387	149.3	13:46:52.504
6		2:17.317	51.521	47.584	38.212	154.0	13:49:11.970	6		2:18.642	52.159	48.042	38.441	148.1	13:49:11.146
7		2:17.285	51.518	47.572	38.195	155.1	13:51:29.255	7			1:01.836	58.495		137.0	
8		2:17.013	51.698	47.203	38.112	152.3	13:53:46.268								
9		2:17.195	51.642	47.626	37.927	152.5	13:56:03.463								
10			52.433	48.938		152.9									



**Circuito del Jarama**  
**Copa KOBE de Circuitos**  
**Entrenamiento cronometrado**  
**Tiempos Por Vuelta**



10							17								
1 Miguel Villaceros Sundmaches			Toyota Aygo				1 Ana Barreras Barbero			Toyota Aygo					
2 Automovil Club Madrid Sport			FEM				2 Automóvil Club Madrid Sport								
Vta	D	Tiempo	Sector 1	Sector 2	Sector 3	V.Max	Elapsed	Vta	D	Tiempo	Sector 1	Sector 2	Sector 3	V.Max	Elapsed
1		13:37:43.898	13:36:15.500	49.909	38.489	67.7	13:37:43.898	1		13:37:49.126	13:36:21.223	47.953	39.950	76.5	13:37:49.126
2		2:16.111	51.385	47.083	37.643	156.5	13:40:00.009	2		2:30.757	56.810	55.589	38.358	151.8	13:40:19.883
3		2:16.346	51.246	47.262	37.838	154.5	13:42:16.355	3		2:17.438	51.907	47.490	38.041	151.4	13:42:37.321
4		2:16.475	51.298	47.053	38.124	152.1	13:44:32.830	4		2:18.215	52.158	47.721	38.336	149.7	13:44:55.536
5		2:25.338 P	52.382	47.848	45.108	151.6	13:46:58.168	5		2:17.614	51.787	47.429	38.398	150.8	13:47:13.150
6		4:14.554	2:48.925	47.655	37.974	82.1	13:51:12.722	6		2:24.094	54.471	51.200	38.423	150.8	13:49:37.244
7		2:16.462	51.544	47.217	37.701	150.8	13:53:29.184	7		2:17.700	51.705	47.591	38.404	151.2	13:51:54.944
8		2:16.603	51.589	47.253	37.761	151.8	13:55:45.787	8			54.241	50.151		151.4	
9			57.910	55.967			126.9								
11							23								
1 Alejandro Romero Beiro			Toyota Aygo				1 Miguel González Manzanegue			Toyota Aygo					
2 SEN/RK Eficar Team							2 Paradinás MotorSport								
Vta	D	Tiempo	Sector 1	Sector 2	Sector 3	V.Max	Elapsed	Vta	D	Tiempo	Sector 1	Sector 2	Sector 3	V.Max	Elapsed
1		13:37:42.445	13:36:05.035	54.897	42.513	61.6	13:37:42.445	1		13:38:30.151	13:36:45.185	1:04.994	39.972	73.6	13:38:30.151
2		2:43.903	1:01.623	1:02.273	40.007	118.1	13:40:26.348	2		2:23.659	53.576	51.374	38.709	147.1	13:40:53.810
3		2:16.960	51.650	47.127	38.183	151.0	13:42:43.308	3		2:19.054	52.343	48.082	38.629	147.9	13:43:12.864
4		2:16.775	51.816	47.168	37.791	150.6	13:45:00.083	4		2:23.687 P	52.604	48.308	42.775	147.3	13:45:36.551
5		2:16.655	51.619	47.231	37.805	151.6	13:47:16.738	5		3:48.843	2:22.469	47.607	38.767	86.0	13:49:25.394
6		2:16.764	51.456	47.223	38.085	151.0	13:49:33.502	6		2:18.476	52.274	47.813	38.389	150.0	13:51:43.870
7		2:17.006	51.492	47.485	38.029	153.4	13:51:50.508	7		2:18.593	52.290	47.980	38.323	151.8	13:54:02.463
8		2:17.077	51.558	47.537	37.982	152.3	13:54:07.585	8		2:18.748	52.275	47.891	38.582	152.3	13:56:21.211
9		2:17.213	52.037	47.369	37.807	152.9	13:56:24.798	9			52.870	49.574		151.0	
10			1:00.362	58.426			143.8								
12							26								
1 Alvaro Serrano Aguilar			Toyota Aygo				1 Isidro Callejas			Toyota Aygo					
2 A. E. C. D.							2 SJUN/RK R A C E								
Vta	D	Tiempo	Sector 1	Sector 2	Sector 3	V.Max	Elapsed	Vta	D	Tiempo	Sector 1	Sector 2	Sector 3	V.Max	Elapsed
1		13:37:49.506	13:36:24.123	47.323	38.060	77.2	13:37:49.506	1		13:37:42.707	13:36:05.679	54.847	42.181	57.2	13:37:42.707
2		2:17.311	52.065	47.105	38.141	155.3	13:40:06.817	2		2:21.233	53.816	48.742	38.675	119.4	13:40:03.940
3		2:17.501	51.638	47.697	38.166	155.8	13:42:24.318	3		2:17.244	52.097	47.164	37.983	153.4	13:42:21.184
4		2:16.994	52.153	46.903	37.938	153.8	13:44:41.312	4		2:18.333	52.734	47.457	38.142	154.2	13:44:39.517
5		2:16.946	51.542	47.316	38.088	156.5	13:46:58.258	5		2:19.798	54.129	47.694	37.975	151.8	13:46:59.315
6		2:16.863	51.991	46.929	37.943	154.0	13:49:15.121	6		2:18.914	53.359	47.453	38.102	151.0	13:49:18.229
7		2:17.650	51.770	47.251	38.629	153.1	13:51:32.771	7		2:17.432	51.872	47.628	37.932	150.0	13:51:35.661
8		2:16.614	51.738	47.105	37.771	152.9	13:53:49.385	8		2:16.694	51.498	47.413	37.783	150.4	13:53:52.355
9		2:16.285	51.460	47.087	37.738	154.2	13:56:05.670	9			51.640	47.850		150.8	
10			52.464	51.886			152.7								
13							33								
1 Sergio López Mayoral			Toyota Aygo				1 Felix Aparicio Rodriguez			Toyota Aygo					
2 JUN Paradinás MotorSport							2 SJUN/RK VSR Motorsport								
Vta	D	Tiempo	Sector 1	Sector 2	Sector 3	V.Max	Elapsed	Vta	D	Tiempo	Sector 1	Sector 2	Sector 3	V.Max	Elapsed
1		13:37:58.467	13:36:32.910	47.618	37.939	68.5	13:37:58.467	1		13:37:59.452	13:36:29.772	52.008	37.672	72.5	13:37:59.452
2		2:17.304	51.785	47.569	37.950	150.4	13:40:15.771	2		2:19.093	51.550	48.478	39.065	151.6	13:40:18.545
3		2:16.915	51.783	47.240	37.892	150.0	13:42:32.686	3		2:16.444	51.497	47.296	37.651	150.6	13:42:34.989
4		2:16.976	51.737	47.254	37.985	151.2	13:44:49.662	4		2:16.780	51.767	47.389	37.624	153.4	13:44:51.769
5		2:16.492	51.466	47.202	37.824	151.6	13:47:06.154	5		2:16.777	51.696	47.305	37.776	151.6	13:47:08.546
6		2:16.216	51.306	47.069	37.841	152.9	13:49:22.370	6		2:16.779	51.463	47.082	38.234	151.8	13:49:25.325
7		2:16.518	51.541	47.196	37.781	155.1	13:51:38.888	7		2:16.723	51.660	47.222	37.841	149.5	13:51:42.048
8		2:16.911	51.570	47.220	38.121	155.6	13:53:55.799	8		2:16.232	51.410	47.330	37.492	151.8	13:53:58.280
9		2:16.459	51.500	47.133	37.826	153.6	13:56:12.258	9		2:16.509	51.434	47.127	37.948	154.9	13:56:14.789
10			58.312	54.556			112.9				54.267	52.248		134.6	



**Circuito del Jarama**  
**Copa KOBE de Circuitos**  
**Entrenamiento cronometrado**  
**Tiempos Por Vuelta**



2018-2020  
**COPA**  
**KOBE MOTOR**  
CIRCUITOS

**35**

1 Angel Rodriguez Cabello Toyota Aygo

SEN 2 Overcar Team

Vta	D	Tiempo	Sector 1	Sector 2	Sector 3	V.Max	Elapsed
1		13:37:34.464	13:36:07.625	48.645	38.194	66.6	13:37:34.464
2		2:16.979	51.808	47.332	37.839	146.9	13:39:51.443
3		2:16.860	51.719	47.280	37.861	146.7	13:42:08.303
4		2:16.670	51.607	47.333	37.730	147.1	13:44:24.973
5		2:36.971 P	52.028	54.041	50.902	147.9	13:47:01.944
6		3:52.447	2:23.803	50.804	37.840	65.6	13:50:54.391
7		2:16.429	51.480	47.057	37.892	150.0	13:53:10.820
8		2:16.271	51.372	47.060	37.839	150.6	13:55:27.091
9			57.501	56.379		117.7	

**42**

1 Mónica Plaza Vazquez Toyota Aygo

FEM/RK 2 C. D. Cuenca Motor 4x4

Vta	D	Tiempo	Sector 1	Sector 2	Sector 3	V.Max	Elapsed
1		13:37:54.273	13:36:25.909	48.951	39.413	73.2	13:37:54.273
2		2:24.715	53.967	50.897	39.851	150.2	13:40:18.988
3		2:25.543	55.171	48.972	41.400	152.9	13:42:44.531
4		2:23.097	55.101	48.333	39.663	151.2	13:45:07.628
5		2:23.355	55.086	49.031	39.238	150.2	13:47:30.983
6		2:22.914	53.736	48.435	40.743	149.5	13:49:53.897
7		2:22.444	54.064	48.479	39.901	150.8	13:52:16.341
8		2:22.808	53.793	48.885	40.130	151.0	13:54:39.149
9		2:23.820	54.599	48.913	40.308	148.1	13:57:02.969
10			57.016	50.783		143.0	

**53**

1 José Marcial Rodriguez Toyota Aygo  
 Cañibano

JUN 2 Eficar Team

Vta	D	Tiempo	Sector 1	Sector 2	Sector 3	V.Max	Elapsed
1		13:37:46.161	13:36:18.043	49.138	38.980	74.0	13:37:46.161
2		2:20.065	53.601	47.652	38.812	146.3	13:40:06.226
3		2:23.411	51.872	53.211	38.328	153.8	13:42:29.637
4		2:17.223	51.777	47.248	38.198	151.8	13:44:46.860
5		2:17.593	51.796	47.518	38.279	151.0	13:47:04.453
6		2:17.197	51.774	47.346	38.077	152.1	13:49:21.650
7		2:16.772	51.662	47.221	37.889	152.7	13:51:38.422
8		2:23.237	52.219	52.981	38.037	152.1	13:54:01.659
9		2:17.535	51.705	47.607	38.223	153.4	13:56:19.194
10			55.005	51.626		152.1	

**77**

1 Jean Louis Carponcin Toyota Aygo

SEN/RK 2 Jean Louis Carponcin

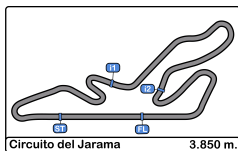
Vta	D	Tiempo	Sector 1	Sector 2	Sector 3	V.Max	Elapsed
1		13:37:40.709	13:35:59.687	57.036	43.986	63.9	13:37:40.709
2		2:24.851	58.861	47.268	38.722	136.5	13:40:05.560
3		2:16.726	51.453	47.156	38.117	152.3	13:42:22.286
4		2:18.112	52.373	47.438	38.301	153.6	13:44:40.398
5		2:19.529	52.053	47.415	40.061	156.5	13:46:59.927
6		2:18.769	53.233	47.399	38.137	148.7	13:49:18.696
7		2:21.113	51.951	48.895	40.267	154.9	13:51:39.809
8		2:17.682	51.764	47.704	38.214	153.4	13:53:57.491
9		2:17.084	51.659	47.443	37.982	152.5	13:56:14.575
10			59.214	58.355		121.8	



**Circuito del Jarama**  
**Copa KOBÉ de Circuitos**  
**Entrenamiento cronometrado**  
**Mejores Sectores**



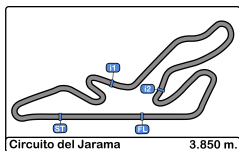
Sector - 1				Sector - 2				Sector - 3				Vuelta Ideal vs Mejor Vuelta				
Clas	Nº	Nombre	Tiempo	Nº	Nombre	Tiempo	Nº	Nombre	Tiempo	Clas	Nº	Nombre	Vta. Ideal	Mejor Vta.	Clas	
1	10	Miguel Villaceros	51.246	12	Alvaro Serrano Aguilar	46.903	33	Felix Aparicio Rodriguez	37.492	1	10	Miguel Villaceros	2:15.942	2:16.111	1	
2	5	Jorge J. Rodriguez	51.297	10	Miguel Villaceros	47.053	10	Miguel Villaceros	37.643	2	33	Felix Aparicio Rodriguez	2:15.984	2:16.232	4	
3	13	Sergio López Mayora	51.306	35	Angel Rodriguez Cabello	47.057	1	Antonio Albacete Polo	37.651	3	12	Alvaro Serrano Aguilar	2:16.101	2:16.285	6	
4	35	Angel Rodriguez Cabello	51.372	13	Sergio López Mayora	47.069	6	Pablo Amorós Leblic	37.717	4	1	Antonio Albacete Polo	2:16.129	2:16.143	2	
5	2	Rafael Camacho Angulo	51.375	33	Felix Aparicio Rodriguez	47.082	8	Alberto Gonzalez Checa	37.725	5	13	Sergio López Mayora	2:16.156	2:16.216	3	
6	1	Antonio Albacete Polo	51.392	1	Antonio Albacete Polo	47.086	35	Angel Rodriguez Cabello	37.730	6	35	Angel Rodriguez Cabello	2:16.159	2:16.271	5	
7	33	Felix Aparicio Rodriguez	51.410	5	Jorge J. Rodriguez	47.116	12	Alvaro Serrano Aguilar	37.738	7	2	Rafael Camacho Angulo	2:16.291	2:16.405	7	
8	77	Jean Louis Carponci	51.453	11	Alejandro Romero Beiro	47.127	2	Rafael Camacho Angulo	37.764	8	5	Jorge J. Rodriguez	2:16.340	2:16.500	8	
9	11	Alejandro Romero Beiro	51.456	2	Rafael Camacho Angulo	47.152	13	Sergio López Mayora	37.781	9	11	Alejandro Romero Beiro	2:16.374	2:16.655	9	
10	12	Alvaro Serrano Aguilar	51.460	77	Jean Louis Carponci	47.156	26	Isidro Callejas	37.783	10	26	Isidro Callejas	2:16.445	2:16.694	10	
11	26	Isidro Callejas	51.498	26	Isidro Callejas	47.164	11	Alejandro Romero Beiro	37.791	11	6	Pablo Amorós Leblic	2:16.578	2:16.862	14	
12	6	Pablo Amorós Leblic	51.549	53	José Marcial Rodriguez	47.221	53	José Marcial Rodriguez	37.889	12	77	Jean Louis Carponci	2:16.591	2:16.726	11	
13	8	Alberto Gonzalez Checa	51.554	6	Pablo Amorós Leblic	47.312	5	Jorge J. Rodriguez	37.927	13	8	Alberto Gonzalez Checa	2:16.673	2:16.806	13	
14	53	José Marcial Rodriguez	51.662	8	Alberto Gonzalez Checa	47.394	77	Jean Louis Carponci	37.982	14	53	José Marcial Rodriguez	2:16.772	2:16.772	12	
15	17	Ana Barreras Barber	51.705	17	Ana Barreras Barber	47.429	17	Ana Barreras Barber	38.041	15	17	Ana Barreras Barber	2:17.175	2:17.438	15	
16	7	Busian Fontán Alcalde	52.129	23	Miguel González	47.607	7	Busian Fontán Alcalde	38.213	16	23	Miguel González	2:18.204	2:18.476	16	
17	9	Eduardo Alonso De	52.159	9	Eduardo Alonso De	47.971	23	Miguel González	38.323	17	7	Busian Fontán Alcalde	2:18.400	2:18.535	17	
18	23	Miguel González	52.274	7	Busian Fontán Alcalde	48.058	9	Eduardo Alonso De	38.387	18	9	Eduardo Alonso De	2:18.517	2:18.642	18	
19	3	Sergio Caval Diez	52.779	3	Sergio Caval Diez	48.203	3	Sergio Caval Diez	38.705	19	3	Sergio Caval Diez	2:19.687	2:19.791	19	
20	42	Mónica Plaza Vazqu	53.736	42	Mónica Plaza Vazqu	48.333	42	Mónica Plaza Vazqu	39.238	20	42	Mónica Plaza Vazqu	2:21.307	2:22.444	20	



**Circuito del Jarama**  
**Copa KOBE de Circuitos**  
**Entrenamiento cronometrado**  
**5 Mejores Tiempos**



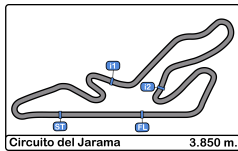
Cls	Nº	Piloto	Concursante	Cat.	Mejor 1		Mejor 2		Mejor 3		Mejor 4		Mejor 5	
					Tiempo	V.R.	Tiempo	V.R.	Tiempo	V.R.	Tiempo	V.R.	Tiempo	V.R.
1	10	Miguel Villaceros Sundmaches	Automovil Club Madrid Sport		<b>2:16.111</b>	2	2:16.346	3	2:16.462	7	2:16.475	4	2:16.603	8
2	1	Antonio Albacete Polo	Teo Martín Motorsport		<b>2:16.143</b>	2	2:16.484	7	2:16.558	6	2:17.400	3	2:44.047	4
3	13	Sergio López Mayoral	Paradinas MotorSport	Jun	<b>2:16.216</b>	6	2:16.459	9	2:16.492	5	2:16.518	7	2:16.911	8
4	33	Felix Aparicio Rodriguez	VSR Motorsport	RkSJun	<b>2:16.232</b>	8	2:16.444	3	2:16.509	9	2:16.723	7	2:16.777	5
5	35	Angel Rodriguez Cabello	Overcar Team	Sen	<b>2:16.271</b>	8	2:16.429	7	2:16.670	4	2:16.860	3	2:16.979	2
6	12	Alvaro Serrano Aguilar	A. E. C. D.		<b>2:16.285</b>	9	2:16.614	8	2:16.863	6	2:16.946	5	2:16.994	4
7	2	Rafael Camacho Angulo	C.D.E. Última Vuelta	Rk	<b>2:16.405</b>	3	2:17.319	5	2:17.404	8	2:17.660	2	2:19.234	4
8	5	Jorge J. Rodriguez Cañibano	Eficar Team	RkSJun	<b>2:16.500</b>	3	2:17.013	8	2:17.109	5	2:17.195	9	2:17.285	7
9	11	Alejandro Romero Beiro	Eficar Team	RkSen	<b>2:16.655</b>	5	2:16.764	6	2:16.775	4	2:16.960	3	2:17.006	7
10	26	Isidro Callejas	R A C E	RkSJun	<b>2:16.694</b>	8	2:17.244	3	2:17.432	7	2:18.333	4	2:18.914	6
11	77	Jean Louis Carponcin	Jean Louis Carponcin	RkSen	<b>2:16.726</b>	3	2:17.084	9	2:17.682	8	2:18.112	4	2:18.769	6
12	53	José Marcial Rodríguez Cañiba	Eficar Team	Jun	<b>2:16.772</b>	7	2:17.197	6	2:17.223	4	2:17.535	9	2:17.593	5
13	8	Alberto Gonzalez Checa	C.D.E. Última Vuelta		<b>2:16.806</b>	9	2:17.216	8	2:17.231	5	2:17.726	3	2:18.756	4
14	6	Pablo Amorós Leblic	Eficar Team	Sen	<b>2:16.862</b>	3	2:17.025	2	2:17.099	9	2:17.185	6	2:17.325	4
15	17	Ana Barreras Barbero	Automóvil Club Madrid Sport	Fem	<b>2:17.438</b>	3	2:17.614	5	2:17.700	7	2:18.215	4	2:24.094	6
16	23	Miguel González Manzaneque	Paradinas MotorSport		<b>2:18.476</b>	6	2:18.593	7	2:18.748	8	2:19.054	3	2:23.659	2
17	7	Busian Fontán Alcalde	Club Jarama Sport	Rk	<b>2:18.535</b>	3	2:18.820	2	2:18.990	6	2:19.441	8	2:19.470	7
18	9	Eduardo Alonso De Pablo	R A C E	Rk	<b>2:18.642</b>	6	2:18.897	3	2:19.023	4	2:19.220	2	2:19.808	5
19	3	Sergio Caval Diez	Rasante Sport	RkSen	<b>2:19.791</b>	6	2:20.258	7	2:20.280	8	2:20.409	4	2:20.421	5
20	42	Mónica Plaza Vazquez	C. D. Cuenca Motor 4x4	Fem Rk	<b>2:22.444</b>	7	2:22.808	8	2:22.914	6	2:23.097	4	2:23.355	5



**Circuito del Jarama**  
**Copa KOBE de Circuitos**  
**Entrenamiento cronometrado**  
**5 Mejores Velocidades**



Cls	Nº	Piloto	Concursante	Cat.	V.Max 1		V.Max 2		V.Max 3		V.Max 4		V.Max 5		Media
					Km/h	Vta.	Km/h	Vta.	Km/h	Vta.	Km/h	Vta.	Km/h	Vta.	
1	2	Rafael Camacho Angulo	C.D.E. Última Vuelta	Rk	156.9	3	156.5	5	155.6	2	154.7	4	153.4	8	155.4
2	10	Miguel Villaceros Sundmaches	Automóvil Club Madrid Sport		156.5	2	154.5	3	152.1	4	151.8	8	151.6	5	153.3
3	12	Alvaro Serrano Aguilar	A. E. C. D.		156.5	5	155.8	3	155.3	2	154.2	9	154.0	6	155.2
4	77	Jean Louis Carponcin	Jean Louis Carponcin	RkSen	156.5	5	154.9	7	153.6	4	153.4	8	152.5	9	154.2
5	13	Sergio López Mayoral	Paradinas MotorSport	Jun	155.6	8	155.1	7	153.6	9	152.9	6	151.6	5	153.8
6	5	Jorge J. Rodríguez Cañibano	Eficar Team	RkSJU	155.1	7	154.7	3	154.7	4	154.5	5	154.0	6	154.6
7	33	Felix Aparicio Rodriguez	VSR Motorsport	RkSJU	154.9	9	153.4	4	151.8	6	151.8	8	151.6	2	152.7
8	26	Isidro Callejas	R A C E	RkSJU	154.2	4	153.4	3	151.8	5	151.0	6	150.8	9	152.2
9	1	Antonio Albacete Polo	Teo Martín Motorsport		153.8	2	153.8	4	151.4	3	151.4	7	150.2	6	152.1
10	53	José Marcial Rodríguez Cañibano	Eficar Team	Jun	153.8	3	153.4	9	152.7	7	152.1	6	152.1	8	152.8
11	8	Alberto Gonzalez Checa	C.D.E. Última Vuelta		153.6	8	151.8	2	151.6	3	151.0	9	149.5	5	151.5
12	11	Alejandro Romero Beiro	Eficar Team	RkSen	153.4	7	152.9	9	152.3	8	151.6	5	151.0	3	152.2
13	42	Mónica Plaza Vazquez	C. D. Cuenca Motor 4x4	Fem Rk	152.9	3	151.2	4	151.0	8	150.8	7	150.2	2	151.2
14	6	Pablo Amorós Leblic	Eficar Team	Sen	152.7	7	152.7	8	151.8	2	151.6	9	151.2	4	152.0
15	23	Miguel González Manzaneque	Paradinas MotorSport		152.3	8	151.8	7	151.0	9	150.0	6	147.9	3	150.6
16	17	Ana Barreras Barbero	Automóvil Club Madrid Sport	Fem	151.8	2	151.4	3	151.4	8	151.2	7	150.8	5	151.3
17	35	Angel Rodriguez Cabello	Overcar Team	Sen	150.6	8	150.0	7	147.9	5	147.1	4	146.9	2	148.5
18	3	Sergio Caval Diez	Rasante Sport	RkSen	150.2	5	149.7	2	149.7	8	149.5	4	149.3	7	149.7
19	9	Eduardo Alonso De Pablo	R A C E	Rk	149.3	5	148.7	2	148.7	4	148.1	3	148.1	6	148.6
20	7	Busian Fontán Alcalde	Club Jarama Sport	Rk	146.3	3	146.3	4	145.3	7	145.3	9	144.5	2	145.5



**Circuito del Jarama**  
**Copa KOBE de Circuitos**  
**Entrenamiento cronometrado**  
**Secuencia Vueltas Rápidas**



<u>Vta.</u>	<u>Hora Día</u>	<u>Tiempo Sesión</u>	<u>Nº</u>	<u>Piloto</u>	<u>Concursante</u>	<u>Cat.</u>	<u>Tiempo</u>	<u>Km/h</u>
2	14:39:51.443	1:04:50.443	35	Angel Rodriguez Cabello	Overcar Team	Sen	<b>2:16.979</b>	101.1
2	14:39:59.654	1:04:58.654	1	Antonio Albacete Polo	Teo Martín Motorsport		<b>2:16.143</b>	101.8
2	14:40:00.009	1:04:59.009	10	Miguel Villaceros Sundmaches	Automovil Club Madrid Sport		<b>2:16.111</b>	101.8

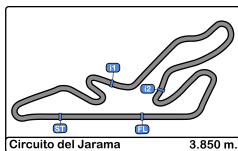




**Circuito del Jarama**  
**Copa KOBE de Circuitos**  
**Entrenamiento cronometrado**  
**Mejor Maxima Velocidad del Evento**



<b>Nº</b>	<b>Piloto</b>	<b>Concursante</b>	<b>Cat.</b>	<b>Km/h</b>	<b>Sesión</b>
2	Rafael Camacho Angulo	C.D.E. Última Vuelta	Rk	<b>156.9</b>	Entrenamiento cronometrado
10	Miguel Villaceros Sundmaches	Automovil Club Madrid Sport		<b>156.5</b>	Entrenamiento cronometrado
77	Jean Louis Carponcin	Jean Louis Carponcin	RkSen	<b>156.5</b>	Entrenamiento cronometrado
12	Alvaro Serrano Aguilar	A. E. C. D.		<b>156.5</b>	Entrenamiento cronometrado
5	Jorge J. Rodriguez Cañibano	Eficar Team	RkSJun	<b>155.8</b>	1º Entrenamiento LIBRE
13	Sergio López Mayoral	Paradinas MotorSport	Jun	<b>155.6</b>	Entrenamiento cronometrado
11	Alejandro Romero Beiro	Eficar Team	RkSen	<b>155.1</b>	1º Entrenamiento LIBRE
26	Isidro Callejas	R A C E	RkSJun	<b>154.9</b>	1º Entrenamiento LIBRE
33	Felix Aparicio Rodriguez	VSR Motorsport	RkSJun	<b>154.9</b>	Entrenamiento cronometrado
1	Antonio Albacete Polo	Teo Martín Motorsport		<b>154.7</b>	2º Entrenamiento LIBRE
53	José Marcial Rodriguez Cañibano	Eficar Team	Jun	<b>153.8</b>	Entrenamiento cronometrado
8	Alberto Gonzalez Checa	C.D.E. Última Vuelta		<b>153.6</b>	Entrenamiento cronometrado
42	Mónica Plaza Vazquez	C. D. Cuenca Motor 4x4	Fem Rk	<b>152.9</b>	Entrenamiento cronometrado
6	Pablo Amorós Leblic	Eficar Team	Sen	<b>152.7</b>	Entrenamiento cronometrado
23	Miguel González Manzaneque	Paradinas MotorSport		<b>152.3</b>	Entrenamiento cronometrado
17	Ana Barreras Barbero	Automóvil Club Madrid Sport	Fem	<b>151.8</b>	1º Entrenamiento LIBRE
9	Eduardo Alonso De Pablo	R A C E	Rk	<b>151.8</b>	2º Entrenamiento LIBRE
35	Angel Rodriguez Cabello	Overcar Team	Sen	<b>150.6</b>	Entrenamiento cronometrado
3	Sergio Caval Diez	Rasante Sport	RkSen	<b>150.2</b>	Entrenamiento cronometrado
7	Busian Fontán Alcalde	Club Jarama Sport	Rk	<b>148.1</b>	1º Entrenamiento LIBRE



**Circuito del Jarama**  
**Copa KOBE de Circuitos**  
**Entrenamiento cronometrado**  
**Tiempos Parada en Pit**



2018-2020  
**COPA**  
**KOBE MOTOR**  
 CIRCUITOS

**1** Teo Martín Motorsport  
 Toyota Aygo \*

Nr.	Hora Día Entrada	Tiempo Entrada	Tiempo Salida	Tiempo Box	Tiempo Box Total
1	13:44:57.266	13:44:57.266	13:46:00.809	0:01:03.543	0:01:03.543

**2** C.D.E. Última Vuelta  
 Toyota Aygo RK

Nr.	Hora Día Entrada	Tiempo Entrada	Tiempo Salida	Tiempo Box	Tiempo Box Total
1	13:49:17.163	13:49:17.163	13:50:23.300	0:01:06.137	0:01:06.137

**3** Rasante Sport  
 Toyota Aygo SEN/RK

Nr.	Hora Día Entrada	Tiempo Entrada	Tiempo Salida	Tiempo Box	Tiempo Box Total
1	13:40:25.694	13:40:25.694	13:41:30.342	0:01:04.648	0:01:04.648

**7** Club Jarama Sport  
 Toyota Aygo RK

Nr.	Hora Día Entrada	Tiempo Entrada	Tiempo Salida	Tiempo Box	Tiempo Box Total
1	13:45:06.791	13:45:06.791	13:47:34.384	0:02:27.593	0:02:27.593

**10** Automovil Club Madrid Sport  
 Toyota Aygo

Nr.	Hora Día Entrada	Tiempo Entrada	Tiempo Salida	Tiempo Box	Tiempo Box Total
1	13:46:54.472	13:46:54.472	13:48:59.618	0:02:05.146	0:02:05.146

**23** Paradinas MotorSport  
 Toyota Aygo

Nr.	Hora Día Entrada	Tiempo Entrada	Tiempo Salida	Tiempo Box	Tiempo Box Total
1	13:45:33.610	13:45:33.610	13:47:11.514	0:01:37.904	0:01:37.904

**35** Overcar Team  
 Toyota Aygo SEN

Nr.	Hora Día Entrada	Tiempo Entrada	Tiempo Salida	Tiempo Box	Tiempo Box Total
1	13:46:56.678	13:46:56.678	13:48:29.839	0:01:33.161	0:01:33.161