


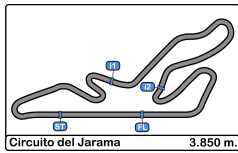
Circuito del Jarama
Copa KOBE de Circuitos
2º Entrenamiento LIBRE
Resultados Provisionales



Cls	Nº	Piloto	Concursante	Cat.	Vtas	V.R.	Tiempo	Dif 1º	Intervalo	Km/h
1	11	Alejandro Romero Beiro	Eficar Team	RkSen	13	9	2:15.758			102.0
2	13	Sergio López Mayoral	Paradinas MotorSport	Jun	12	10	2:16.021	0.263	0.263	101.8
3	12	Alvaro Serrano Aguilar	A. E. C. D.		13	6	2:16.145	0.387	0.124	101.8
4	1	Antonio Albacete Polo	Teo Martín Motorsport		10	9	2:16.201	0.443	0.056	101.7
5	10	Miguel Villaceros Sundmaches	Automovil Club Madrid Sport		9	2	2:16.231	0.473	0.030	101.7
6	33	Felix Aparicio Rodriguez	VSR Motorsport	RkSJun	9	7	2:16.263	0.505	0.032	101.7
7	5	Jorge J. Rodriguez Cañibano	Eficar Team	RkSJun	8	4	2:16.384	0.626	0.121	101.6
8	53	José Marcial Rodríguez Cañibano	Eficar Team	Jun	9	4	2:16.501	0.743	0.117	101.5
9	35	Angel Rodriguez Cabello	Overcar Team	Sen	8	4	2:16.507	0.749	0.006	101.5
10	2	Rafael Camacho Angulo	C.D.E. Última Vuelta	Rk	11	4	2:16.527	0.769	0.020	101.5
11	26	Isidro Callejas	R A C E	RkSJun	12	10	2:16.888	1.130	0.361	101.2
12	6	Pablo Amorós Leblic	Eficar Team	Sen	12	7	2:16.927	1.169	0.039	101.2
13	77	Jean Louis Carponcin	Jean Louis Carponcin	RkSen	12	7	2:17.187	1.429	0.260	101.0
14	8	Alberto Gonzalez Checa	C.D.E. Última Vuelta		11	8	2:17.365	1.607	0.178	100.8
15	17	Ana Barreras Barbero	Automóvil Club Madrid Sport	Fem	11	6	2:18.148	2.390	0.783	100.3
16	9	Eduardo Alonso De Pablo	R A C E	Rk	13	5	2:18.564	2.806	0.416	100.0
17	7	Busian Fontán Alcalde	Club Jarama Sport	Rk	10	6	2:18.906	3.148	0.342	99.7
18	23	Miguel González Manzaneque	Paradinas MotorSport		12	9	2:18.921	3.163	0.015	99.7
19	3	Sergio Caval Diez	Rasante Sport	RkSen	10	4	2:19.489	3.731	0.568	99.3
20	42	Mónica Plaza Vazquez	C. D. Cuenca Motor 4x4	Fem Rk	12	2	2:23.544	7.786	4.055	96.5

Publicada a las :.....

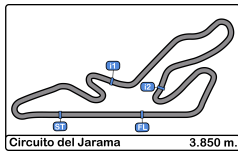
Comisarios Deportivos:	Director de Carrera:	Cronometrador: 
-------------------------------	-----------------------------	--



Circuito del Jarama
Copa KOBE de Circuitos
2º Entrenamiento LIBRE
Tiempos Por Vuelta



1							6								
1 Antonio Albacete Polo							1 Pablo Amorós Leblic								
Toyota Aygo							Toyota Aygo								
* 2 Teo Martín Motorsport							2 Eficar Team								
SEN							SEN								
Vta	D	Tiempo	Sector 1	Sector 2	Sector 3	V.Max	Elapsed	Vta	D	Tiempo	Sector 1	Sector 2	Sector 3	V.Max	Elapsed
1		12:17:26.795	12:16:01.736	47.391	37.668	62.9	12:17:26.795	1		12:19:03.088	12:16:57.351	1:19.625	46.112	68.7	12:19:03.088
2		2:16.463	51.678	47.105	37.680	148.3	12:19:43.258	2		2:31.712	1:04.812	48.281	38.619	81.8	12:21:34.800
3		2:17.451	52.371	47.234	37.846	145.9	12:22:00.709	3		2:37.978	52.794	58.729	46.455	147.3	12:24:12.778
4		2:16.495	51.552	47.044	37.899	153.4	12:24:17.204	4		2:23.890	58.111	47.630	38.149	87.8	12:26:36.668
5		2:32.474 P	51.460	47.321	53.693	154.7	12:26:49.678	5		2:17.957	52.099	47.761	38.097	149.3	12:28:54.625
6		4:26.358	2:55.715	52.531	38.112	78.8	12:31:16.036	6		2:22.957	51.896	53.209	37.852	149.7	12:31:17.582
7		2:16.692	51.834	47.164	37.694	150.6	12:33:32.728	7		2:16.927	51.511	47.497	37.919	151.2	12:33:34.509
8		2:16.332	51.498	47.148	37.686	151.0	12:35:49.060	8		2:17.414	51.754	47.560	38.100	150.6	12:35:51.923
9		2:16.201	51.362	47.195	37.644	150.2	12:38:05.261	9		2:17.603	51.738	47.818	38.047	149.5	12:38:09.526
10		2:16.296	51.520	47.104	37.672	150.8	12:40:21.557	10		2:17.447	51.774	47.570	38.103	149.7	12:40:26.973
11			1:00.482	1:00.552		113.9		11		2:18.000	52.261	47.690	38.049	150.6	12:42:44.973
12								12		2:17.350	51.740	47.687	37.923	150.4	12:45:02.323
13								13			1:00.766	59.432		140.0	
2							7								
1 Rafael Camacho Angulo							1 Busian Fontán Alcalde								
Toyota Aygo							Toyota Aygo								
RK 2 C.D.E. Última Vuelta							RK 2 Club Jarama Sport								
Vta	D	Tiempo	Sector 1	Sector 2	Sector 3	V.Max	Elapsed	Vta	D	Tiempo	Sector 1	Sector 2	Sector 3	V.Max	Elapsed
1		12:17:27.932	12:16:02.498	47.578	37.856	67.3	12:17:27.932	1		12:18:38.940	12:17:08.550	51.626	38.764	69.8	12:18:38.940
2		2:16.718	51.546	47.290	37.882	151.6	12:19:44.650	2		2:19.195	52.655	48.188	38.352	145.1	12:20:58.135
3		2:16.898	51.508	47.504	37.886	151.6	12:22:01.548	3		2:19.044	52.824	48.093	38.127	144.3	12:23:17.179
4		2:16.527	51.429	47.408	37.690	151.8	12:24:18.075	4		2:23.140 P	52.311	48.246	42.583	144.7	12:25:40.319
5		2:29.855 P	51.666	47.684	50.505	153.8	12:26:47.930	5		4:03.494	2:35.762	48.360	39.372	79.6	12:29:43.813
6		5:37.048	4:11.264	47.399	38.385	74.5	12:32:24.978	6		2:18.906	52.492	48.204	38.210	144.9	12:32:02.719
7		2:16.815	51.596	47.481	37.738	151.8	12:34:41.793	7		2:19.250	52.535	48.208	38.507	144.1	12:34:21.969
8		2:17.358	51.891	47.408	38.059	150.0	12:36:59.151	8		2:19.262	52.397	48.347	38.518	143.8	12:36:41.231
9		2:17.445	51.667	47.546	38.232	150.2	12:39:16.596	9		2:19.587	52.670	48.457	38.460	142.8	12:39:00.818
10		2:17.038	51.582	47.563	37.893	149.5	12:41:33.634	10		2:19.532	52.700	48.374	38.458	143.2	12:41:20.350
11		2:17.236	51.769	47.383	38.084	150.0	12:43:50.870	11			52.806	48.473		144.0	
12			58.091	1:14.564		150.4									
3							8								
1 Sergio Caval Diez							1 Alberto Gonzalez Checa								
Toyota Aygo							Toyota Aygo								
SEN/RK 2 Rasante Sport							2 C.D.E. Última Vuelta								
Vta	D	Tiempo	Sector 1	Sector 2	Sector 3	V.Max	Elapsed	Vta	D	Tiempo	Sector 1	Sector 2	Sector 3	V.Max	Elapsed
1		12:17:49.589	12:16:21.504	48.225	39.860	71.4	12:17:49.589	1		12:17:29.435	12:16:03.888	47.707	37.840	71.1	12:17:29.435
2		2:20.519	52.625	48.171	39.723	149.5	12:20:10.108	2		2:17.814	51.677	48.102	38.035	150.0	12:19:47.249
3		2:19.953	53.498	47.769	38.686	149.7	12:22:30.061	3		2:17.642	51.964	47.774	37.904	148.5	12:22:04.891
4		2:19.489	52.340	48.224	38.925	149.5	12:24:49.550	4		2:27.885 P	53.396	48.084	46.405	149.1	12:24:32.776
5		2:30.008 P	52.805	48.269	48.934	149.1	12:27:19.558	5		4:14.789	2:48.868	47.940	37.981	79.3	12:28:47.565
6		5:08.262	3:41.460	47.948	38.854	75.2	12:32:27.820	6		2:17.748	51.886	47.690	38.172	149.1	12:31:05.313
7		2:24.556	58.099	47.888	38.569	148.9	12:34:52.376	7		2:33.798	52.045	55.190	46.563	148.1	12:33:39.111
8		2:20.018	52.474	48.195	39.349	149.3	12:37:12.394	8		2:17.365	51.699	47.639	38.027	149.3	12:35:56.476
9		2:19.979	52.775	48.228	38.976	149.5	12:39:32.373	9		2:17.490	51.771	47.895	37.824	149.3	12:38:13.966
10		3:03.972 P	53.117	1:04.263	1:06.592	149.5	12:42:36.345	10		2:21.348	51.978	48.434	40.936	150.0	12:40:35.314
5							12								
1 Jorge J. Rodriguez Cañibano							12								
Toyota Aygo							Eficar Team								
SJUN/RK 2															
Vta	D	Tiempo	Sector 1	Sector 2	Sector 3	V.Max	Elapsed	Vta	D	Tiempo	Sector 1	Sector 2	Sector 3	V.Max	Elapsed
1		12:17:35.447	12:16:09.966	47.534	37.947	67.7	12:17:35.447								
2		2:16.959	52.016	47.010	37.933	152.3	12:19:52.406								
3		2:16.808	51.601	47.223	37.984	154.5	12:22:09.214								
4		2:16.384	51.484	47.008	37.892	153.8	12:24:25.598								
5		2:17.054	51.802	47.290	37.962	155.1	12:26:42.652								
6		2:17.235	51.949	47.160	38.126	153.8	12:28:59.887								
7		2:19.197	51.756	49.643	37.798	152.9	12:31:19.084								
8		2:28.632 P	51.805	47.580	49.247	148.7	12:33:47.716								



Circuito del Jarama
Copa KOBE de Circuitos
2º Entrenamiento LIBRE
Tiempos Por Vuelta



9 1 Eduardo Alonso De Pablo Toyota Aygo **12** 1 Alvaro Serrano Aguilar Toyota Aygo
 RK 2 RACE 2 A. E. C. D.

Vta	D	Tiempo	Sector 1	Sector 2	Sector 3	V.Max	Elapsed	Vta	D	Tiempo	Sector 1	Sector 2	Sector 3	V.Max	Elapsed
1		12:17:47.614	12:16:20.381	48.397	38.836	69.4	12:17:47.614	1		12:17:45.634	12:16:19.627	47.696	38.311	72.5	12:17:45.634
2		2:18.986	52.454	48.206	38.326	147.5	12:20:06.600	2		2:16.771	51.725	47.183	37.863	148.9	12:20:02.405
3		2:19.294	52.443	48.168	38.683	148.7	12:22:25.894	3		2:26.100 P	51.529	47.770	46.801	149.7	12:22:28.505
4		2:18.857	52.238	48.041	38.578	147.7	12:24:44.751	4		3:03.200	1:37.911	47.584	37.705	80.7	12:25:31.705
5		2:18.564	52.209	47.957	38.398	151.8	12:27:03.315	5		2:16.292	51.331	47.113	37.848	151.8	12:27:47.997
6		2:19.594	52.393	48.436	38.765	150.8	12:29:22.909	6		2:16.145	51.469	46.855	37.821	152.7	12:30:04.142
7		2:20.176	52.870	48.443	38.863	147.9	12:31:43.085	7		2:18.972	51.557	46.807	40.608	152.7	12:32:23.114
8		2:18.999	52.238	48.039	38.722	148.7	12:34:02.084	8		2:25.697	1:00.963	46.959	37.775	98.2	12:34:48.811
9		2:19.661	52.619	48.243	38.799	148.9	12:36:21.745	9		2:16.658	51.551	47.237	37.870	150.4	12:37:05.469
10		2:19.391	52.421	48.013	38.957	147.9	12:38:41.136	10		2:44.197	55.116	1:09.889	39.192	150.8	12:39:49.666
11		2:19.872	52.680	48.397	38.795	148.9	12:41:01.008	11		2:17.897	53.070	46.987	37.840	119.4	12:42:07.563
12		2:20.036	52.894	48.356	38.786	148.7	12:43:21.044	12		2:16.699	51.712	47.169	37.818	152.7	12:44:24.262
13		2:20.112	52.506	48.614	38.992	148.7	12:45:41.156	13		2:17.901	51.527	47.225	39.149	150.2	12:46:42.163
14			1:01.655	58.844		114.8		14			54.055	47.503		133.9	

10 1 Miguel Villaceros Sundmaches Toyota Aygo **13** 1 Sergio López Mayoral Toyota Aygo
 2 Automovil Club Madrid Sport JUN 2 Paradinas MotorSport

Vta	D	Tiempo	Sector 1	Sector 2	Sector 3	V.Max	Elapsed	Vta	D	Tiempo	Sector 1	Sector 2	Sector 3	V.Max	Elapsed
1		12:17:27.369	12:16:02.111	47.482	37.776	65.2	12:17:27.369	1		12:17:34.584	12:16:09.443	47.297	37.844	66.9	12:17:34.584
2		2:16.231	51.504	47.007	37.720	151.8	12:19:43.600	2		2:17.160	51.922	47.160	38.078	148.1	12:19:51.744
3		2:16.594	51.397	47.273	37.924	152.7	12:22:00.194	3		2:16.512	51.374	47.075	38.063	150.8	12:22:08.256
4		2:16.704	51.609	47.181	37.914	150.4	12:24:16.898	4		2:16.476	51.929	46.893	37.654	151.2	12:24:24.732
5		2:26.835 P	52.229	47.717	46.889	152.9	12:26:43.733	5		2:16.178	51.364	47.128	37.686	152.5	12:26:40.910
6		3:46.389	2:21.399	47.264	37.726	82.6	12:30:30.122	6		2:22.606 P	51.572	47.012	44.022	152.9	12:29:03.516
7		2:16.568	51.655	47.090	37.823	150.8	12:32:46.690	7		3:56.879	2:31.358	47.769	37.752	74.0	12:33:00.395
8		2:16.373	51.615	47.054	37.704	151.2	12:35:03.063	8		2:16.957	51.612	47.325	38.020	150.4	12:35:17.352
9		2:16.655	51.587	47.288	37.780	151.8	12:37:19.718	9		2:16.687	51.656	47.283	37.748	150.0	12:37:34.039
10			56.945	52.926		134.4		10		2:16.021	51.388	47.102	37.531	150.2	12:39:50.060

11 1 Alejandro Romero Beiro Toyota Aygo
 SEN/RK 2 Eficar Team

Vta	D	Tiempo	Sector 1	Sector 2	Sector 3	V.Max	Elapsed	Vta	D	Tiempo	Sector 1	Sector 2	Sector 3	V.Max	Elapsed
1		12:17:28.340	12:16:03.085	47.451	37.804	68.8	12:17:28.340	11		2:16.413	51.484	47.235	37.694	153.4	12:42:06.473
2		2:21.577	51.682	49.476	40.419	152.1	12:19:49.917	12		2:25.654	55.383	52.585	37.686	149.5	12:44:32.127
3		2:16.322	51.341	47.157	37.824	151.0	12:22:06.239	13			51.687	47.266		150.2	
4		2:16.912	51.789	47.221	37.902	152.1	12:24:23.151	17							
5		2:16.245	51.305	46.981	37.959	151.8	12:26:39.396	1		12:17:51.053	12:16:16.193	51.008	43.852	66.7	12:17:51.053
6		2:15.879	51.242	47.114	37.523	151.4	12:28:55.275	2		2:22.823	56.515	47.705	38.603	144.7	12:20:13.876
7		2:32.174	57.823	52.165	42.186	155.1	12:31:27.449	3		2:18.305	52.484	47.563	38.258	149.5	12:22:32.181
8		2:16.303	51.540	47.024	37.739	152.5	12:33:43.752	4		2:24.335	55.697	49.543	39.095	137.9	12:24:56.516
9		2:15.758	51.196	47.103	37.459	153.4	12:35:59.510	5		2:18.231	52.015	47.890	38.326	150.0	12:27:14.747
10		2:24.296	51.674	53.068	39.554	152.3	12:38:23.806	6		2:18.148	52.241	47.609	38.298	149.3	12:29:32.895
11		2:16.126	51.271	47.169	37.686	151.2	12:40:39.932	7		2:18.156	52.252	47.620	38.284	149.1	12:31:51.051
12		2:16.840	51.306	47.874	37.660	152.3	12:42:56.772	8		2:18.275	52.095	47.947	38.233	148.9	12:34:09.326
13		2:16.818	51.663	47.140	38.015	151.8	12:45:13.590	9		2:18.266	52.154	47.729	38.383	148.9	12:36:27.592
14			55.838	49.961		141.5		10		2:18.588	52.446	47.796	38.346	148.7	12:38:46.180
								11		2:47.046 P	58.660	54.936	53.450	149.1	12:41:33.226
								12			3:00.825	48.818		71.1	



Circuito del Jarama
Copa KOBÉ de Circuitos
2º Entrenamiento LIBRE
Tiempos Por Vuelta



23 1 Miguel González Manzaneeque Toyota Aygo **42** 1 Mónica Plaza Vazquez Toyota Aygo
 2 Paradinás MotorSport FEM/RK 2 C. D. Cuenca Motor 4x4

Vta	D	Tiempo	Sector 1	Sector 2	Sector 3	V.Max	Elapsed	Vta	D	Tiempo	Sector 1	Sector 2	Sector 3	V.Max	Elapsed
1		12:17:57.494	12:16:28.649	50.296	38.549	73.3	12:17:57.494	1		12:18:00.059	12:16:28.357	51.714	39.988	69.9	12:18:00.059
2		2:20.454	53.264	48.743	38.447	148.3	12:20:17.948	2		2:23.544	54.120	48.731	40.693	149.5	12:20:23.603
3		2:19.684	53.065	48.094	38.525	148.7	12:22:37.632	3		2:24.063	54.521	48.862	40.680	149.1	12:22:47.666
4		2:19.726	52.923	48.092	38.711	149.1	12:24:57.358	4		2:24.505	54.856	50.107	39.542	148.9	12:25:12.171
5		2:19.178	52.780	48.009	38.389	151.4	12:27:16.536	5		2:24.796	54.558	49.002	41.236	151.4	12:27:36.967
6		2:19.088	52.558	47.903	38.627	150.6	12:29:35.624	6		2:24.011	55.054	49.199	39.758	149.3	12:30:00.978
7		2:25.053 P	52.968	48.546	43.539	149.7	12:32:00.677	7		2:26.229	56.522	49.939	39.768	149.5	12:32:27.207
8		4:34.410	3:07.775	48.091	38.544	82.0	12:36:35.087	8		2:30.144	1:00.812	49.211	40.121	148.1	12:34:57.351
9		2:18.921	52.627	47.915	38.379	148.3	12:38:54.008	9		2:25.647	55.880	49.832	39.935	150.2	12:37:22.998
10		2:19.628	52.681	48.027	38.920	148.5	12:41:13.636	10		2:24.358	55.006	49.635	39.717	149.7	12:39:47.356
11		2:20.087	52.944	48.477	38.666	147.9	12:43:33.723	11		2:40.567	56.726	51.651	52.190	149.7	12:42:27.923
12		2:19.395	52.439	48.414	38.542	148.7	12:45:53.118	12		2:26.259	56.384	49.382	40.493	139.5	12:44:54.182
13			52.850	51.635		148.7		13			56.357	49.057		146.3	

26 1 Isidro Callejas Toyota Aygo **53** 1 José Marcial Rodríguez Cañibano Toyota Aygo
 SJUN/RK 2 R A C E JUN 2 Eficar Team

Vta	D	Tiempo	Sector 1	Sector 2	Sector 3	V.Max	Elapsed	Vta	D	Tiempo	Sector 1	Sector 2	Sector 3	V.Max	Elapsed
1		12:18:34.262	12:17:06.780	48.992	38.490	68.1	12:18:34.262	1		12:17:36.050	12:16:10.752	47.365	37.933	75.2	12:17:36.050
2		2:18.352	52.454	47.830	38.068	146.5	12:20:52.614	2		2:17.271	52.077	47.309	37.885	151.8	12:19:53.321
3		2:17.434	51.902	47.582	37.950	147.7	12:23:10.048	3		2:16.641	51.598	47.144	37.899	150.8	12:22:09.962
4		2:17.434	51.850	47.642	37.942	148.7	12:25:27.482	4		2:16.501	51.431	47.141	37.929	152.3	12:24:26.463
5		2:17.459	51.893	47.558	38.008	149.5	12:27:44.941	5		2:17.093	51.608	47.532	37.953	153.6	12:26:43.556
6		2:16.973	51.799	47.348	37.826	149.5	12:30:01.914	6		2:18.311	51.692	48.694	37.925	150.4	12:29:01.867
7		2:20.880	51.804	50.356	38.720	151.6	12:32:22.794	7		2:16.746	51.423	47.341	37.982	150.8	12:31:18.613
8		2:25.635 P	52.271	47.452	45.912	147.5	12:34:48.429	8		2:16.586	51.467	47.027	38.092	150.4	12:33:35.199
9		5:34.087	4:09.100	47.181	37.806	61.6	12:40:22.516	9		2:26.106 P	51.556	47.658	46.892	151.8	12:36:01.305
10		2:16.888	51.692	47.379	37.817	150.4	12:42:39.404								
11		2:18.127	51.881	47.644	38.602	148.7	12:44:57.531								
12		2:17.760	52.128	47.748	37.884	150.0	12:47:15.291								
13			57.337	49.549		112.8									

33 1 Felix Aparicio Rodríguez Toyota Aygo **77** 1 Jean Louis Carponcin Toyota Aygo
 SJUN/RK 2 VSR Motorsport SEN/RK 2 Jean Louis Carponcin

Vta	D	Tiempo	Sector 1	Sector 2	Sector 3	V.Max	Elapsed	Vta	D	Tiempo	Sector 1	Sector 2	Sector 3	V.Max	Elapsed
1		12:18:19.393	12:16:48.340	52.521	38.532	68.2	12:18:19.393	1		12:19:54.756	12:18:29.240	47.587	37.929	74.1	12:19:54.756
2		2:16.884	51.669	47.501	37.714	147.5	12:20:36.277	2		2:18.558	52.484	47.876	38.198	150.8	12:22:13.314
3		2:16.537	51.326	47.489	37.722	148.7	12:22:52.814	3		2:18.051	52.138	47.636	38.277	151.0	12:24:31.365
4		2:16.896	51.553	47.661	37.682	150.0	12:25:09.710	4		2:17.852	51.939	47.586	38.327	152.1	12:26:49.217
5		2:28.091 P	51.764	47.585	48.742	149.3	12:27:37.801	5		2:17.911	51.730	47.591	38.590	151.8	12:29:07.128
6		5:23.950	3:58.141	47.601	38.208	69.0	12:33:01.751	6		2:17.483	51.716	47.447	38.320	152.1	12:31:24.611
7		2:16.263	51.455	47.067	37.741	151.0	12:35:18.014	7		2:17.187	51.809	47.355	38.023	151.6	12:33:41.798
8		2:18.540	51.685	48.192	38.663	151.6	12:37:36.554	8		2:17.502	51.821	47.383	38.298	151.8	12:35:59.300
9		2:16.329	51.389	47.129	37.811	150.2	12:39:52.883	9		2:17.241	51.445	47.442	38.354	153.8	12:38:16.541
10			51.637	54.272		151.2		10		2:17.494	51.563	47.365	38.566	151.4	12:40:34.035
								11		2:17.310	51.683	47.415	38.212	151.2	12:42:51.345
								12		2:17.979	51.830	47.468	38.681	151.0	12:45:09.324
								13			1:05.055	58.821		96.7	

35 1 Angel Rodríguez Cabello Toyota Aygo
 SEN 2 Overcar Team

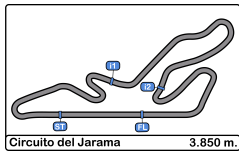
Vta	D	Tiempo	Sector 1	Sector 2	Sector 3	V.Max	Elapsed
1		12:17:53.752	12:16:19.546	54.754	39.452	64.9	12:17:53.752
2		2:17.435	52.297	47.446	37.692	146.1	12:20:11.187
3		2:16.693	51.703	47.196	37.794	150.0	12:22:27.880
4		2:16.507	51.445	47.233	37.829	148.5	12:24:44.387
5		2:17.414	51.800	47.572	38.042	149.3	12:27:01.801
6		2:31.329 P	51.622	49.624	50.083	149.1	12:29:33.130
7		4:04.682	2:34.210	52.478	37.994	61.2	12:33:37.812
8		2:25.727 P	51.797	47.342	46.588	149.1	12:36:03.539



Circuito del Jarama
Copa KOBÉ de Circuitos
2º Entrenamiento LIBRE
Mejores Sectores



Sector - 1				Sector - 2				Sector - 3				Vuelta Ideal vs Mejor Vuelta			
Clas	Nº	Nombre	Tiempo	Nº	Nombre	Tiempo	Nº	Nombre	Tiempo	Clas	Nº	Nombre	Vta. Ideal	Mejor Vta.	Clas
1	11	Alejandro Romero Beiro	51.196	12	Alvaro Serrano Aguilar	46.807	11	Alejandro Romero Beiro	37.459	1	11	Alejandro Romero Beiro	2:15.636	2:15.758	1
2	33	Felix Aparicio Rodriguez	51.326	13	Sergio López Mayora	46.893	13	Sergio López Mayora	37.531	2	13	Sergio López Mayora	2:15.788	2:16.021	2
3	12	Alvaro Serrano Aguilar	51.331	11	Alejandro Romero Beiro	46.981	1	Antonio Albacete Polo	37.644	3	12	Alvaro Serrano Aguilar	2:15.843	2:16.145	3
4	1	Antonio Albacete Polo	51.362	10	Miguel Villaceros	47.007	33	Felix Aparicio Rodriguez	37.682	4	1	Antonio Albacete Polo	2:16.050	2:16.201	4
5	13	Sergio López Mayora	51.364	5	Jorge J. Rodriguez	47.008	2	Rafael Camacho Angulo	37.690	5	33	Felix Aparicio Rodriguez	2:16.075	2:16.263	6
6	10	Miguel Villaceros	51.397	53	José Marcial Rodriguez	47.027	35	Angel Rodriguez Cabello	37.692	6	10	Miguel Villaceros	2:16.108	2:16.231	5
7	53	José Marcial Rodriguez	51.423	1	Antonio Albacete Polo	47.044	10	Miguel Villaceros	37.704	7	5	Jorge J. Rodriguez	2:16.290	2:16.384	7
8	2	Rafael Camacho Angulo	51.429	33	Felix Aparicio Rodriguez	47.067	12	Alvaro Serrano Aguilar	37.705	8	35	Angel Rodriguez Cabello	2:16.333	2:16.507	9
9	35	Angel Rodriguez Cabello	51.445	26	Isidro Callejas	47.181	5	Jorge J. Rodriguez	37.798	9	53	José Marcial Rodriguez	2:16.335	2:16.501	8
10	77	Jean Louis Carponci	51.445	35	Angel Rodriguez Cabello	47.196	26	Isidro Callejas	37.806	10	2	Rafael Camacho Angulo	2:16.409	2:16.527	10
11	5	Jorge J. Rodriguez	51.484	2	Rafael Camacho Angulo	47.290	8	Alberto Gonzalez Checa	37.824	11	26	Isidro Callejas	2:16.679	2:16.888	11
12	6	Pablo Amorós Leblic	51.511	77	Jean Louis Carponci	47.355	6	Pablo Amorós Leblic	37.852	12	77	Jean Louis Carponci	2:16.729	2:17.187	13
13	8	Alberto Gonzalez Checa	51.677	6	Pablo Amorós Leblic	47.497	53	José Marcial Rodriguez	37.885	13	6	Pablo Amorós Leblic	2:16.860	2:16.927	12
14	26	Isidro Callejas	51.692	17	Ana Barreras Barber	47.563	77	Jean Louis Carponci	37.929	14	8	Alberto Gonzalez Checa	2:17.132	2:17.365	14
15	17	Ana Barreras Barber	52.015	8	Alberto Gonzalez Checa	47.631	7	Busian Fontán Alcalde	38.127	15	17	Ana Barreras Barber	2:17.811	2:18.148	15
16	9	Eduardo Alonso De	52.209	3	Sergio Caval Diez	47.769	17	Ana Barreras Barber	38.233	16	9	Eduardo Alonso De	2:18.492	2:18.564	16
17	7	Busian Fontán Alcalde	52.311	23	Miguel González	47.903	9	Eduardo Alonso De	38.326	17	7	Busian Fontán Alcalde	2:18.531	2:18.906	17
18	3	Sergio Caval Diez	52.340	9	Eduardo Alonso De	47.957	23	Miguel González	38.379	18	3	Sergio Caval Diez	2:18.678	2:19.489	19
19	23	Miguel González	52.439	7	Busian Fontán Alcalde	48.093	3	Sergio Caval Diez	38.569	19	23	Miguel González	2:18.721	2:18.921	18
20	42	Mónica Plaza Vazqu	54.120	42	Mónica Plaza Vazqu	48.731	42	Mónica Plaza Vazqu	39.542	20	42	Mónica Plaza Vazqu	2:22.393	2:23.544	20



Circuito del Jarama
Copa KOBE de Circuitos
2º Entrenamiento LIBRE
5 Mejores Tiempos



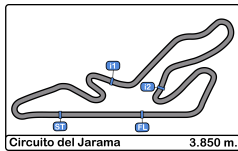
Cls	Nº	Piloto	Concursante	Cat.	Mejor 1		Mejor 2		Mejor 3		Mejor 4		Mejor 5	
					Tiempo	V.R.	Tiempo	V.R.	Tiempo	V.R.	Tiempo	V.R.	Tiempo	V.R.
1	11	Alejandro Romero Beiro	Eficar Team	RkSen	2:15.758	9	2:15.879	6	2:16.126	11	2:16.245	5	2:16.303	8
2	13	Sergio López Mayoral	Paradinas MotorSport	Jun	2:16.021	10	2:16.178	5	2:16.413	11	2:16.476	4	2:16.512	3
3	12	Alvaro Serrano Aguilar	A. E. C. D.		2:16.145	6	2:16.292	5	2:16.658	9	2:16.699	12	2:16.771	2
4	1	Antonio Albacete Polo	Teo Martín Motorsport		2:16.201	9	2:16.296	10	2:16.332	8	2:16.463	2	2:16.495	4
5	10	Miguel Villaceros Sundmaches	Automovil Club Madrid Sport		2:16.231	2	2:16.373	8	2:16.568	7	2:16.594	3	2:16.655	9
6	33	Felix Aparicio Rodriguez	VSR Motorsport	RkSJun	2:16.263	7	2:16.329	9	2:16.537	3	2:16.884	2	2:16.896	4
7	5	Jorge J. Rodriguez Cañibano	Eficar Team	RkSJun	2:16.384	4	2:16.808	3	2:16.959	2	2:17.054	5	2:17.235	6
8	53	José Marcial Rodríguez Cañiba	Eficar Team	Jun	2:16.501	4	2:16.586	8	2:16.641	3	2:16.746	7	2:17.093	5
9	35	Angel Rodriguez Cabello	Overcar Team	Sen	2:16.507	4	2:16.693	3	2:17.414	5	2:17.435	2	2:25.727	8
10	2	Rafael Camacho Angulo	C.D.E. Última Vuelta	Rk	2:16.527	4	2:16.718	2	2:16.815	7	2:16.898	3	2:17.038	10
11	26	Isidro Callejas	R A C E	RkSJun	2:16.888	10	2:16.973	6	2:17.434	3	2:17.434	4	2:17.459	5
12	6	Pablo Amorós Leblic	Eficar Team	Sen	2:16.927	7	2:17.350	12	2:17.414	8	2:17.447	10	2:17.603	9
13	77	Jean Louis Carponcin	Jean Louis Carponcin	RkSen	2:17.187	7	2:17.241	9	2:17.310	11	2:17.483	6	2:17.494	10
14	8	Alberto Gonzalez Checa	C.D.E. Última Vuelta		2:17.365	8	2:17.490	9	2:17.642	3	2:17.748	6	2:17.814	2
15	17	Ana Barreras Barbero	Automóvil Club Madrid Sport	Fem	2:18.148	6	2:18.156	7	2:18.231	5	2:18.266	9	2:18.275	8
16	9	Eduardo Alonso De Pablo	R A C E	Rk	2:18.564	5	2:18.857	4	2:18.986	2	2:18.999	8	2:19.294	3
17	7	Busian Fontán Alcalde	Club Jarama Sport	Rk	2:18.906	6	2:19.044	3	2:19.195	2	2:19.250	7	2:19.262	8
18	23	Miguel González Manzaneque	Paradinas MotorSport		2:18.921	9	2:19.088	6	2:19.178	5	2:19.395	12	2:19.628	10
19	3	Sergio Caval Diez	Rasante Sport	RkSen	2:19.489	4	2:19.953	3	2:19.979	9	2:20.018	8	2:20.519	2
20	42	Mónica Plaza Vazquez	C. D. Cuenca Motor 4x4	Fem Rk	2:23.544	2	2:24.011	6	2:24.063	3	2:24.358	10	2:24.505	4



Circuito del Jarama
Copa KOBE de Circuitos
2º Entrenamiento LIBRE
5 Mejores Velocidades



Cls	Nº	Piloto	Concursante	Cat.	V.Max 1		V.Max 2		V.Max 3		V.Max 4		V.Max 5		Media
					Km/h	Vta.	Km/h	Vta.	Km/h	Vta.	Km/h	Vta.	Km/h	Vta.	
1	5	Jorge J. Rodriguez Cañibano	Eficar Team	RkSJ	155.1	5	154.5	3	153.8	4	153.8	6	152.9	7	154.0
2	11	Alejandro Romero Beiro	Eficar Team	RkSen	155.1	7	153.4	9	152.5	8	152.3	10	152.3	12	153.1
3	1	Antonio Albacete Polo	Teo Martin Motorsport		154.7	5	153.4	4	151.0	8	150.8	10	150.6	7	152.1
4	2	Rafael Camacho Angulo	C.D.E. Última Vuelta	Rk	153.8	5	151.8	4	151.8	7	151.6	2	151.6	3	152.2
5	77	Jean Louis Carponcin	Jean Louis Carponcin	RkSen	153.8	9	152.1	4	152.1	6	151.8	5	151.8	8	152.3
6	53	José Marcial Rodríguez Cañibano	Eficar Team	Jun	153.6	5	152.3	4	151.8	2	151.8	9	150.8	3	152.1
7	13	Sergio López Mayoral	Paradinas MotorSport	Jun	153.4	11	152.9	6	152.5	5	151.2	4	150.8	3	152.2
8	10	Miguel Villaceros Sundmaches	Automovil Club Madrid Sport		152.9	5	152.7	3	151.8	2	151.8	9	151.2	8	152.1
9	12	Alvaro Serrano Aguilar	A. E. C. D.		152.7	6	152.7	7	152.7	12	151.8	5	150.8	10	152.2
10	9	Eduardo Alonso De Pablo	R A C E	Rk	151.8	5	150.8	6	148.9	9	148.9	11	148.7	3	149.8
11	26	Isidro Callejas	R A C E	RkSJ	151.6	7	150.4	10	150.0	12	149.5	5	149.5	6	150.2
12	33	Felix Aparicio Rodriguez	VSR Motorsport	RkSJ	151.6	8	151.2	10	151.0	7	150.2	9	150.0	4	150.8
13	23	Miguel González Manzanque	Paradinas MotorSport		151.4	5	150.6	6	149.7	7	149.1	4	148.7	3	149.9
14	42	Mónica Plaza Vazquez	C. D. Cuenca Motor 4x4	Fem Rk	151.4	5	150.2	9	149.7	10	149.7	11	149.5	2	150.1
15	6	Pablo Amorós Leblic	Eficar Team	Sen	151.2	7	150.6	8	150.6	11	150.4	12	149.7	6	150.5
16	8	Alberto Gonzalez Checa	C.D.E. Última Vuelta		150.0	2	150.0	10	149.7	11	149.7	12	149.3	8	149.7
17	17	Ana Barreras Barbero	Automóvil Club Madrid Sport	Fem	150.0	5	149.5	3	149.3	6	149.1	7	149.1	11	149.4
18	35	Angel Rodriguez Cabello	Overcar Team	Sen	150.0	3	149.3	5	149.1	6	149.1	8	148.5	4	149.2
19	3	Sergio Caval Diez	Rasante Sport	RkSen	149.7	3	149.5	2	149.5	4	149.5	9	149.5	10	149.6
20	7	Busian Fontán Alcalde	Club Jarama Sport	Rk	145.1	2	144.9	6	144.7	4	144.3	3	144.1	7	144.6



Circuito del Jarama
Copa KOBE de Circuitos
2º Entrenamiento LIBRE
Secuencia Vueltas Rápidas



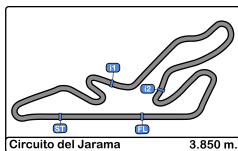
Vta.	Hora Día	Tiempo Sesión	Nº	Piloto	Concursante	Cat.	Tiempo	Km/h
2	13:19:43.258	1:04:42.258	1	Antonio Albacete Polo	Teo Martín Motorsport		2:16.463	101.5
2	13:19:43.600	1:04:42.600	10	Miguel Villaceros Sundmaches	Automovil Club Madrid Sport		2:16.231	101.7
5	13:26:40.910	1:11:39.910	13	Sergio López Mayoral	Paradinas MotorSport	Jun	2:16.178	101.7
6	13:28:55.275	1:13:54.275	11	Alejandro Romero Beiro	Eficar Team	RkSen	2:15.879	102.0
9	13:35:59.510	1:20:58.510	11	Alejandro Romero Beiro	Eficar Team	RkSen	2:15.758	102.0



Circuito del Jarama
Copa KOBE de Circuitos
2º Entrenamiento LIBRE
Mejor Maxima Velocidad del Evento



Nº	Piloto	Concursante	Cat.	Km/h	Sesión
5	Jorge J. Rodriguez Cañibano	Eficar Team	RkSJun	155.8	1º Entrenamiento LIBRE
11	Alejandro Romero Beiro	Eficar Team	RkSen	155.1	1º Entrenamiento LIBRE
26	Isidro Callejas	R A C E	RkSJun	154.9	1º Entrenamiento LIBRE
1	Antonio Albacete Polo	Teo Martín Motorsport		154.7	2º Entrenamiento LIBRE
2	Rafael Camacho Angulo	C.D.E. Última Vuelta	Rk	154.2	1º Entrenamiento LIBRE
77	Jean Louis Carponcin	Jean Louis Carponcin	RkSen	153.8	2º Entrenamiento LIBRE
53	José Marcial Rodriguez Cañibano	Eficar Team	Jun	153.6	2º Entrenamiento LIBRE
13	Sergio López Mayoral	Paradinas MotorSport	Jun	153.4	2º Entrenamiento LIBRE
10	Miguel Villaceros Sundmaches	Automovil Club Madrid Sport		152.9	2º Entrenamiento LIBRE
12	Alvaro Serrano Aguilar	A. E. C. D.		152.7	2º Entrenamiento LIBRE
23	Miguel González Manzaneque	Paradinas MotorSport		152.1	1º Entrenamiento LIBRE
17	Ana Barreras Barbero	Automóvil Club Madrid Sport	Fem	151.8	1º Entrenamiento LIBRE
9	Eduardo Alonso De Pablo	R A C E	Rk	151.8	2º Entrenamiento LIBRE
33	Felix Aparicio Rodriguez	VSR Motorsport	RkSJun	151.6	2º Entrenamiento LIBRE
42	Mónica Plaza Vazquez	C. D. Cuenca Motor 4x4	Fem Rk	151.4	2º Entrenamiento LIBRE
6	Pablo Amorós Leblic	Eficar Team	Sen	151.2	2º Entrenamiento LIBRE
8	Alberto Gonzalez Checa	C.D.E. Última Vuelta		151.0	1º Entrenamiento LIBRE
35	Angel Rodriguez Cabello	Overcar Team	Sen	150.2	1º Entrenamiento LIBRE
3	Sergio Caval Diez	Rasante Sport	RkSen	150.0	1º Entrenamiento LIBRE
7	Busian Fontán Alcalde	Club Jarama Sport	Rk	148.1	1º Entrenamiento LIBRE



Circuito del Jarama
Copa KOBE de Circuitos
2º Entrenamiento LIBRE
Tiempos Parada en Pit



1 Teo Martín Motorsport
 Toyota Aygo *

Nr.	Hora Día Entrada	Tiempo Entrada	Tiempo Salida	Tiempo Box	Tiempo Box Total
1	12:26:45.220	12:26:45.220	12:28:56.403	0:02:11.183	0:02:11.183

2 C.D.E. Última Vuelta
 Toyota Aygo RK

Nr.	Hora Día Entrada	Tiempo Entrada	Tiempo Salida	Tiempo Box	Tiempo Box Total
1	12:26:43.434	12:26:43.434	12:30:11.454	0:03:28.020	0:03:28.020

3 Rasante Sport
 Toyota Aygo SEN/RK

Nr.	Hora Día Entrada	Tiempo Entrada	Tiempo Salida	Tiempo Box	Tiempo Box Total
1	12:27:14.235	12:27:14.235	12:30:12.672	0:02:58.437	0:02:58.437

7 Club Jarama Sport
 Toyota Aygo RK

Nr.	Hora Día Entrada	Tiempo Entrada	Tiempo Salida	Tiempo Box	Tiempo Box Total
1	12:25:36.944	12:25:36.944	12:27:28.460	0:01:51.516	0:01:51.516

8 C.D.E. Última Vuelta
 Toyota Aygo

Nr.	Hora Día Entrada	Tiempo Entrada	Tiempo Salida	Tiempo Box	Tiempo Box Total
1	12:24:29.509	12:24:29.509	12:26:34.021	0:02:04.512	0:02:04.512

10 Automovil Club Madrid Sport
 Toyota Aygo

Nr.	Hora Día Entrada	Tiempo Entrada	Tiempo Salida	Tiempo Box	Tiempo Box Total
1	12:26:39.879	12:26:39.879	12:28:18.000	0:01:38.121	0:01:38.121

12 A. E. C. D.
 Toyota Aygo

Nr.	Hora Día Entrada	Tiempo Entrada	Tiempo Salida	Tiempo Box	Tiempo Box Total
1	12:22:23.879	12:22:23.879	12:23:19.665	0:00:55.786	0:00:55.786

13 Paradinas MotorSport
 Toyota Aygo JUN

Nr.	Hora Día Entrada	Tiempo Entrada	Tiempo Salida	Tiempo Box	Tiempo Box Total
1	12:29:00.169	12:29:00.169	12:30:47.144	0:01:46.975	0:01:46.975

17 Automóvil Club Madrid Sport
 Toyota Aygo FEM

Nr.	Hora Día Entrada	Tiempo Entrada	Tiempo Salida	Tiempo Box	Tiempo Box Total
1	12:41:27.706	12:41:27.706	12:43:42.653	0:02:14.947	0:02:14.947

23 Paradinas MotorSport
 Toyota Aygo

Nr.	Hora Día Entrada	Tiempo Entrada	Tiempo Salida	Tiempo Box	Tiempo Box Total
1	12:31:57.214	12:31:57.214	12:34:20.841	0:02:23.627	0:02:23.627

26 R A C E
 Toyota Aygo SJUN/RK

Nr.	Hora Día Entrada	Tiempo Entrada	Tiempo Salida	Tiempo Box	Tiempo Box Total
1	12:34:44.289	12:34:44.289	12:38:05.557	0:03:21.268	0:03:21.268

33 VSR Motorsport
 Toyota Aygo SJUN/RK

Nr.	Hora Día Entrada	Tiempo Entrada	Tiempo Salida	Tiempo Box	Tiempo Box Total
1	12:27:33.676	12:27:33.676	12:30:45.835	0:03:12.159	0:03:12.159

35 Overcar Team
 Toyota Aygo SEN

Nr.	Hora Día Entrada	Tiempo Entrada	Tiempo Salida	Tiempo Box	Tiempo Box Total
1	12:29:29.151	12:29:29.151	12:31:11.732	0:01:42.581	0:01:42.581