


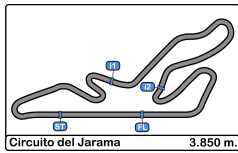
Circuito del Jarama
Copa KOBE de Circuitos
1º Entrenamiento LIBRE
Resultados Provisionales



Cls	Nº	Piloto	Concursante	Cat.	Vtas	V.R.	Tiempo	Dif 1º	Intervalo	Km/h
1	11	Alejandro Romero Beiro	Eficar Team	RkSen	13	9	2:16.099			101.8
2	53	José Marcial Rodríguez Cañibano	Eficar Team	Jun	13	8	2:16.180	0.081	0.081	101.7
3	13	Sergio López Mayoral	Paradinas MotorSport	Jun	12	11	2:16.229	0.130	0.049	101.7
4	35	Angel Rodríguez Cabello	Overcar Team	Sen	6	4	2:16.235	0.136	0.006	101.7
5	2	Rafael Camacho Angulo	C.D.E. Última Vuelta	Rk	13	12	2:16.655	0.556	0.420	101.4
6	10	Miguel Villaceros Sundmaches	Automovil Club Madrid Sport		11	7	2:16.749	0.650	0.094	101.3
7	33	Felix Aparicio Rodríguez	VSR Motorsport	RkSJun	13	5	2:16.769	0.670	0.020	101.3
8	1	Antonio Albacete Polo	Teo Martín Motorsport		11	10	2:16.774	0.675	0.005	101.3
9	5	Jorge J. Rodríguez Cañibano	Eficar Team	RkSJun	13	8	2:16.786	0.687	0.012	101.3
10	26	Isidro Callejas	R A C E	RkSJun	12	12	2:17.124	1.025	0.338	101.0
11	8	Alberto Gonzalez Checa	C.D.E. Última Vuelta		12	7	2:17.179	1.080	0.055	101.0
12	17	Ana Barreras Barbero	Automóvil Club Madrid Sport	Fem	12	8	2:17.414	1.315	0.235	100.8
13	77	Jean Louis Carponcin	Jean Louis Carponcin	RkSen	13	9	2:17.658	1.559	0.244	100.6
14	7	Busian Fontán Alcalde	Club Jarama Sport	Rk	12	11	2:17.692	1.593	0.034	100.6
15	23	Miguel González Manzaneque	Paradinas MotorSport		13	12	2:17.741	1.642	0.049	100.6
16	6	Pablo Amorós Leblic	Eficar Team	Sen	13	10	2:17.995	1.896	0.254	100.4
17	3	Sergio Caval Diez	Rasante Sport	RkSen	10	10	2:19.374	3.275	1.379	99.4
18	42	Mónica Plaza Vazquez	C. D. Cuenca Motor 4x4	Fem Rk	13	4	2:22.601	6.502	3.227	97.1

Publicada a las :.....

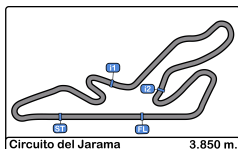
Comisarios Deportivos:	Director de Carrera:	Cronometrador: 
-------------------------------	-----------------------------	--



Circuito del Jarama
Copa KOBE de Circuitos
1º Entrenamiento LIBRE
Tiempos Por Vuelta



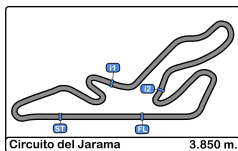
1							5								
1 Antonio Albacete Polo							1 Jorge J. Rodriguez Cañibano								
Toyota Aygo							Toyota Aygo								
* 2 Teo Martín Motorsport							2 SJUN/RK Eficar Team								
Vta	D	Tiempo	Sector 1	Sector 2	Sector 3	V.Max	Elapsed	Vta	D	Tiempo	Sector 1	Sector 2	Sector 3	V.Max	Elapsed
1		11:03:06.931	11:01:37.496	50.776	38.659	72.1	11:03:06.931	1		11:02:48.542	11:01:18.955	49.355	40.232	71.5	11:02:48.542
2		2:18.274	52.552	47.628	38.094	149.5	11:05:25.205	2		2:20.170	53.526	48.408	38.236	145.7	11:05:08.712
3		2:17.069	51.765	47.343	37.961	151.4	11:07:42.274	3		2:18.217	52.467	47.688	38.062	153.6	11:07:26.929
4		2:30.266	52.621	57.443	40.202	150.4	11:10:12.540	4		2:17.503	51.980	47.412	38.111	151.6	11:09:44.432
5		2:17.172	51.776	47.242	38.154	153.1	11:12:29.712	5		2:17.320	51.874	47.417	38.029	154.0	11:12:01.752
6		2:17.272	51.756	47.199	38.317	151.0	11:14:46.984	6		2:17.243	51.590	47.496	38.157	154.9	11:14:18.995
7		2:31.523 P	53.540	52.760	45.223	151.8	11:17:18.507	7		2:17.569	52.076	47.367	38.126	155.3	11:16:36.564
8		3:59.522	2:31.170	50.174	38.178	79.0	11:21:18.029	8		2:16.786	51.586	47.297	37.903	155.8	11:18:53.350
9		2:16.873	51.934	47.322	37.617	150.8	11:23:34.902	9		2:18.561	52.840	47.423	38.298	151.0	11:21:11.911
10		2:16.774	51.459	47.522	37.793	151.0	11:25:51.676	10		2:17.338	52.015	47.230	38.093	140.0	11:23:29.249
11		2:24.658	51.507	47.120	46.031	151.4	11:28:16.334	11		2:18.055	51.860	47.698	38.497	152.7	11:25:47.304
12			1:04.888	52.527		103.0		12		2:18.380	52.813	47.290	38.277	148.5	11:28:05.684
2							6								
1 Rafael Camacho Angulo							1 Pablo Amorós Leblic								
Toyota Aygo							Toyota Aygo								
RK 2 C.D.E. Última Vuelta							2 SEN Eficar Team								
Vta	D	Tiempo	Sector 1	Sector 2	Sector 3	V.Max	Elapsed	Vta	D	Tiempo	Sector 1	Sector 2	Sector 3	V.Max	Elapsed
1		11:02:45.262	11:01:17.826	48.759	38.677	70.0	11:02:45.262	1		11:03:08.244	11:01:29.958	59.455	38.831	55.1	11:03:08.244
2		2:18.439	52.502	47.683	38.254	151.0	11:05:03.701	2		2:19.608	52.608	48.868	38.132	149.3	11:05:27.852
3		2:18.124	51.907	48.171	38.046	153.1	11:07:21.825	3		2:18.330	52.235	47.991	38.104	150.8	11:07:46.182
4		2:18.105	52.010	47.805	38.290	150.8	11:09:39.930	4		2:18.935	52.303	48.023	38.609	149.3	11:10:05.117
5		2:18.253	52.368	47.641	38.244	150.4	11:11:58.183	5		2:18.770	52.204	48.101	38.465	148.9	11:12:23.887
6		2:18.564	52.159	47.914	38.491	151.0	11:14:16.747	6		2:18.764	52.296	48.130	38.338	148.5	11:14:42.651
7		2:17.929	52.270	47.534	38.125	153.1	11:16:34.676	7		2:18.786	52.248	47.902	38.636	149.1	11:17:01.437
8		2:17.485	51.896	47.452	38.137	150.4	11:18:52.161	8		2:18.194	52.094	48.057	38.043	148.9	11:19:19.631
9		2:17.958	52.089	47.812	38.057	149.5	11:21:10.119	9		2:18.104	52.005	48.061	38.038	148.5	11:21:37.735
10		2:17.530	51.853	47.468	38.209	149.5	11:23:27.649	10		2:17.995	51.969	47.718	38.308	148.9	11:23:55.730
11		2:20.405	55.178	47.221	38.006	149.3	11:25:48.054	11		2:18.819	52.267	48.341	38.211	148.3	11:26:14.549
12		2:16.655	51.451	47.227	37.977	154.2	11:28:04.709	12		2:44.933	51.635	55.849	57.449	148.7	11:28:59.482
13		2:16.883	51.330	47.357	38.196	152.9	11:30:21.592	13		2:53.643	1:13.856	1:01.551	38.236	95.7	11:31:53.125
14			55.428	56.459		136.8		14							
3							7								
1 Sergio Caval Diez							1 Busian Fontán Alcalde								
Toyota Aygo							Toyota Aygo								
SEN/RK 2 Rasante Sport							2 RK Club Jarama Sport								
Vta	D	Tiempo	Sector 1	Sector 2	Sector 3	V.Max	Elapsed	Vta	D	Tiempo	Sector 1	Sector 2	Sector 3	V.Max	Elapsed
1		11:03:13.491	11:01:44.158	48.969	40.364	67.9	11:03:13.491	1		11:03:02.235	11:01:34.766	48.839	38.630	64.8	11:03:02.235
2		2:20.918	53.632	48.465	38.821	149.7	11:05:34.409	2		2:20.523	53.350	48.475	38.698	144.3	11:05:22.758
3		2:20.448	52.676	48.408	39.364	149.7	11:07:54.857	3		2:24.953 P	52.656	48.586	43.711	144.3	11:07:47.711
4		2:20.547	52.823	48.815	38.909	149.3	11:10:15.404	4		3:48.808	2:22.259	48.398	38.151	82.8	11:11:36.519
5		2:21.121	53.014	48.266	39.841	149.5	11:12:36.525	5		2:20.891	52.585	49.469	38.837	143.8	11:13:57.410
6		2:30.221 P	52.764	48.368	49.089	149.7	11:15:06.746	6		2:18.782	52.709	47.972	38.101	145.1	11:16:16.192
7		6:37.701	5:09.232	48.793	39.676	51.4	11:21:44.447	7		2:18.678	52.319	48.056	38.303	144.5	11:18:34.870
8		2:19.908	52.716	48.275	38.917	149.5	11:24:04.355	8		2:27.289 P	52.620	48.032	46.637	148.1	11:21:02.159
9		2:21.174	53.691	48.756	38.727	149.3	11:26:25.529	9		3:44.209	2:18.529	47.713	37.967	83.9	11:24:46.368
10		2:19.374	52.330	48.472	38.572	149.7	11:28:44.903	10		2:18.422	52.262	48.082	38.078	146.1	11:27:04.790
11			2:43.590	49.895		150.0		11		2:17.692	51.877	47.807	38.008	145.3	11:29:22.482
								12		2:21.701	53.226	50.257	38.218	146.1	11:31:44.183
								13			52.452			144.1	



Circuito del Jarama
Copa KOBE de Circuitos
1º Entrenamiento LIBRE
Tiempos Por Vuelta



8							13								
1 Alberto Gonzalez Checa Toyota Aygo							1 Sergio López Mayoral Toyota Aygo								
2 C.D.E. Última Vuelta							2 Paradinás MotorSport								
Vta	D	Tiempo	Sector 1	Sector 2	Sector 3	V.Max	Elapsed	Vta	D	Tiempo	Sector 1	Sector 2	Sector 3	V.Max	Elapsed
1		11:02:48.939	P 11:01:11.780	52.355	44.804	67.4	11:02:48.939	1		11:03:08.932	11:01:41.242	49.166	38.524	71.6	11:03:08.932
2		4:12.117	2:46.077	47.847	38.193	76.5	11:07:01.056	2		2:17.869	52.564	47.358	37.947	152.1	11:05:26.801
3		2:17.943	52.125	47.914	37.904	146.7	11:09:18.999	3		2:16.720	51.865	47.256	37.599	150.6	11:07:43.521
4		2:17.914	52.160	47.841	37.913	147.1	11:11:36.913	4		2:16.758	51.759	47.476	37.523	151.0	11:10:00.279
5		2:19.580	52.685	48.599	38.296	149.3	11:13:56.493	5		2:26.550	P 51.816	47.523	47.211	149.5	11:12:26.829
6		2:17.303	51.972	47.479	37.852	151.0	11:16:13.796	6		4:23.168	2:54.916	50.243	38.009	83.4	11:16:49.997
7		2:17.179	51.628	47.447	38.104	150.8	11:18:30.975	7		2:16.756	51.743	47.096	37.917	149.7	11:19:06.753
8		2:24.598	P 52.103	47.871	44.624	147.9	11:20:55.573	8		2:16.382	51.472	47.056	37.854	148.5	11:21:23.135
9		3:49.602	2:24.164	47.600	37.838	82.6	11:24:45.175	9		2:19.470	51.743	49.652	38.075	150.0	11:23:42.605
10		2:17.565	52.015	47.640	37.910	150.8	11:27:02.740	10		2:16.446	51.566	47.105	37.775	149.7	11:25:59.051
11		2:17.507	51.932	47.618	37.957	149.1	11:29:20.247	11		2:16.229	51.428	47.110	37.691	150.0	11:28:15.280
12		2:28.103	57.247	52.497	38.359	133.8	11:31:48.350	12		2:16.673	51.596	47.040	38.037	150.8	11:30:31.953
10 Miguel Villaceros Sundmaches Toyota Aygo							13 1:04.478 54.976 91.0								
2 Automovil Club Madrid Sport							17								
1 Ana Barreras Barbero Toyota Aygo							2 Automóvil Club Madrid Sport								
FEM															
Vta	D	Tiempo	Sector 1	Sector 2	Sector 3	V.Max	Elapsed	Vta	D	Tiempo	Sector 1	Sector 2	Sector 3	V.Max	Elapsed
1		11:03:24.889	11:01:43.593	59.304	41.992	62.4	11:03:24.889	1		11:02:44.178	11:01:13.674	51.155	39.349	69.8	11:02:44.178
2		2:29.183	58.760	51.147	39.276	117.3	11:05:54.072	2		2:18.894	52.891	47.600	38.403	148.1	11:05:03.072
3		2:33.650	P 55.827	49.509	48.314	131.0	11:08:27.722	3		2:20.797	53.028	49.104	38.665	148.7	11:07:23.869
4		4:11.224	2:40.122	52.848	38.254	82.6	11:12:38.946	4		2:17.548	52.022	47.358	38.168	150.4	11:09:41.417
5		2:17.192	51.781	47.275	38.136	152.5	11:14:56.138	5		2:17.808	52.067	47.589	38.152	150.2	11:11:59.225
6		2:16.768	51.709	47.199	37.860	152.3	11:17:12.906	6		2:18.488	51.939	47.624	38.925	150.8	11:14:17.713
7		2:16.749	51.595	47.207	37.947	152.3	11:19:29.655	7		2:17.663	52.325	47.241	38.097	150.6	11:16:35.376
8		2:16.953	51.634	47.240	38.079	151.6	11:21:46.608	8		2:17.414	51.687	47.360	38.367	151.8	11:18:52.790
9		2:17.915	51.657	47.577	38.681	151.2	11:24:04.523	9		2:21.468	52.725	47.479	41.264	151.6	11:21:14.258
10		2:17.578	52.013	47.427	38.138	150.0	11:26:22.101	10		2:21.872	56.349	47.306	38.217	138.2	11:23:36.130
11		2:17.699	51.876	47.323	38.500	150.4	11:28:39.800	11		2:28.955	P 51.764	49.288	47.903	150.6	11:26:05.085
12		53.837	54.297		148.1			12		4:40.235	3:13.963	47.937	38.335	77.5	11:30:45.320
11 Alejandro Romero Beiro Toyota Aygo							13 53.231 54.157 147.3								
SEN/RK 2 Eficar Team							23								
1 Miguel González Manzanque Toyota Aygo							2 Paradinás MotorSport								
Vta	D	Tiempo	Sector 1	Sector 2	Sector 3	V.Max	Elapsed	Vta	D	Tiempo	Sector 1	Sector 2	Sector 3	V.Max	Elapsed
1		11:02:49.191	11:01:22.050	48.532	38.609	71.5	11:02:49.191	1		11:03:11.385	11:01:41.743	49.513	40.129	72.8	11:03:11.385
2		2:22.789	53.256	48.899	40.634	152.5	11:05:11.980	2		2:19.068	52.741	47.848	38.479	148.3	11:05:30.453
3		2:16.900	51.479	47.271	38.150	151.6	11:07:28.880	3		2:19.065	52.609	48.085	38.371	148.7	11:07:49.518
4		2:16.192	51.335	46.952	37.905	152.5	11:09:45.072	4		2:18.659	52.273	48.140	38.246	149.5	11:10:08.177
5		2:23.635	51.702	49.904	42.029	155.1	11:12:08.707	5		2:23.511	53.072	51.162	39.277	149.3	11:12:31.688
6		2:16.634	51.448	47.223	37.963	151.2	11:14:25.341	6		2:18.518	52.493	47.761	38.264	152.1	11:14:50.206
7		2:16.738	51.290	47.559	37.889	151.8	11:16:42.079	7		2:17.842	51.805	47.743	38.294	152.1	11:17:08.048
8		2:16.421	51.435	47.093	37.893	152.1	11:18:58.500	8		2:22.511	52.654	51.546	38.311	148.3	11:19:30.559
9		2:16.099	51.371	46.941	37.787	151.2	11:21:14.599	9		2:18.395	52.404	47.696	38.295	150.6	11:21:48.954
10		2:16.354	51.278	47.128	37.948	152.9	11:23:30.953	10		2:18.717	52.534	47.822	38.361	149.7	11:24:07.671
11		2:16.597	51.366	47.114	38.117	151.2	11:25:47.550	11		2:18.516	52.563	47.857	38.096	148.9	11:26:26.187
12		2:16.386	51.537	47.018	37.831	152.9	11:28:03.936	12		2:17.741	51.812	47.839	38.090	151.4	11:28:43.928
13		2:17.134	51.499	47.223	38.412	150.0	11:30:21.070	13		2:18.085	52.199	47.785	38.101	150.4	11:31:02.013
14		58.438	55.490		149.1			14			54.690				138.4



Circuito del Jarama
Copa KOBE de Circuitos
1º Entrenamiento LIBRE
Tiempos Por Vuelta



26 1 Isidro Callejas Toyota Aygo **42** 1 Mónica Plaza Vazquez Toyota Aygo
 SJUN/RK 2 R A C E FEM/RK 2 C. D. Cuenca Motor 4x4

Vta	D	Tiempo	Sector 1	Sector 2	Sector 3	V.Max	Elapsed	Vta	D	Tiempo	Sector 1	Sector 2	Sector 3	V.Max	Elapsed
1		11:02:48.118	11:01:20.348	48.512	39.258	70.7	11:02:48.118	1		11:03:12.830	11:01:33.059	57.230	42.541	55.8	11:03:12.830
2		2:19.989	53.646	48.089	38.254	147.9	11:05:08.107	2		2:25.863	56.863	49.100	39.900	147.1	11:05:38.693
3		2:18.251	52.309	47.896	38.046	148.3	11:07:26.358	3		2:23.102	54.453	49.096	39.553	149.3	11:08:01.795
4		2:17.185	51.866	47.373	37.946	149.1	11:09:43.543	4		2:22.601	54.117	48.701	39.783	150.0	11:10:24.396
5		2:17.491	51.989	47.505	37.997	149.5	11:12:01.034	5		2:22.864	54.222	48.589	40.053	148.7	11:12:47.260
6		2:17.355	51.714	47.612	38.029	149.7	11:14:18.389	6		2:23.929	54.548	49.391	39.990	149.7	11:15:11.189
7		2:17.552	51.933	47.654	37.965	151.4	11:16:35.941	7		2:23.149	54.195	48.728	40.226	149.1	11:17:34.338
8		2:17.175	51.612	47.420	38.143	152.1	11:18:53.116	8		2:23.562	53.789	49.269	40.504	147.9	11:19:57.900
9		2:17.520	51.802	47.538	38.180	154.9	11:21:10.636	9		2:23.285	54.517	48.727	40.041	148.1	11:22:21.185
10		2:28.162 P	51.679	47.540	48.943	150.0	11:23:38.798	10		2:23.278	54.222	49.512	39.544	148.7	11:24:44.463
11		4:16.337	2:45.872	52.326	38.139	68.8	11:27:55.135	11		2:24.165	55.709	48.373	40.083	149.3	11:27:08.628
12		2:17.124	51.732	47.429	37.963	148.3	11:30:12.259	12		2:23.085	54.391	48.868	39.826	149.7	11:29:31.713
13			1:00.395	50.096		129.0		13		2:23.428	55.157	48.992	39.279	149.3	11:31:55.141

33 1 Felix Aparicio Rodriguez Toyota Aygo **53** 1 José Marcial Rodriguez Cañibano Toyota Aygo
 SJUN/RK 2 VSR Motorsport JUN 2 Eficar Team

Vta	D	Tiempo	Sector 1	Sector 2	Sector 3	V.Max	Elapsed	Vta	D	Tiempo	Sector 1	Sector 2	Sector 3	V.Max	Elapsed
1		11:02:29.372	11:01:03.640	47.876	37.856	68.7	11:02:29.372	1		11:02:41.395	11:01:14.334	48.435	38.626	69.2	11:02:41.395
2		2:18.425	52.651	47.702	38.072	150.6	11:04:47.797	2		2:18.773	52.301	47.859	38.613	148.1	11:05:00.168
3		2:17.761	52.158	47.660	37.943	147.9	11:07:05.558	3		2:17.765	51.857	47.700	38.208	149.5	11:07:17.933
4		2:16.848	51.652	47.420	37.776	149.5	11:09:22.406	4		2:18.120	51.921	47.677	38.522	150.0	11:09:36.053
5		2:16.769	51.638	47.215	37.916	149.7	11:11:39.175	5		2:20.140	53.075	47.792	39.273	149.5	11:11:56.193
6		2:16.830	51.591	47.150	38.089	150.6	11:13:56.005	6		2:20.247	52.394	49.342	38.511	147.1	11:14:16.440
7		2:17.091	51.947	47.246	37.898	149.1	11:16:13.096	7		2:22.145	55.671	48.257	38.217	150.8	11:16:38.585
8		2:28.402 P	51.819	47.384	49.199	149.3	11:18:41.498	8		2:16.180	51.275	47.125	37.780	151.8	11:18:54.765
9		3:43.402	2:13.255	51.940	38.207	65.5	11:22:24.900	9		2:17.419	51.845	47.466	38.108	151.4	11:21:12.184
10		2:16.992	51.331	47.942	37.719	149.7	11:24:41.892	10		2:16.285	51.179	47.214	37.892	152.7	11:23:28.469
11		2:17.007	51.839	47.342	37.826	148.3	11:26:58.899	11		2:17.516	51.656	47.547	38.313	151.4	11:25:45.985
12		2:16.818	51.588	47.374	37.856	149.1	11:29:15.717	12		2:21.908	52.577	51.248	38.083	149.1	11:28:07.893
13		2:17.290	51.929	47.533	37.828	148.5	11:31:33.007	13		2:16.673	51.500	47.183	37.990	151.2	11:30:24.566
14			51.489			148.7		14			57.871	53.714		149.1	

35 1 Angel Rodriguez Cabello Toyota Aygo **77** 1 Jean Louis Carponcin Toyota Aygo
 SEN 2 Overcar Team SEN/RK 2 Jean Louis Carponcin

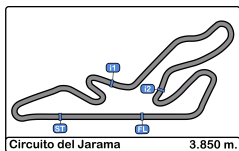
Vta	D	Tiempo	Sector 1	Sector 2	Sector 3	V.Max	Elapsed	Vta	D	Tiempo	Sector 1	Sector 2	Sector 3	V.Max	Elapsed
1		11:05:13.221	11:03:41.968	52.056	39.197	60.7	11:05:13.221	1		11:02:28.506	11:01:00.614	48.814	39.078	66.3	11:02:28.506
2		2:17.372	52.345	47.292	37.735	148.3	11:07:30.593	2		2:20.555	54.028	47.845	38.682	146.9	11:04:49.061
3		2:16.546	51.831	47.033	37.682	149.3	11:09:47.139	3		2:18.784	52.796	47.695	38.293	149.1	11:07:07.845
4		2:16.235	51.373	47.190	37.672	149.5	11:12:03.374	4		2:17.913	51.936	47.643	38.334	150.4	11:09:25.758
5		2:16.277	51.551	47.138	37.588	150.2	11:14:19.651	5		2:18.229	52.185	47.818	38.226	150.0	11:11:43.987
6		2:35.354 P	56.065	50.373	48.916	125.8	11:16:55.005	6		2:19.157	51.988	49.035	38.134	150.0	11:14:03.144
7								7		2:17.917	51.898	47.813	38.206	151.4	11:16:21.061
8								8		2:17.805	52.009	47.724	38.072	150.8	11:18:38.866
9								9		2:17.658	51.855	47.585	38.218	150.2	11:20:56.524
10								10		2:18.016	51.983	47.786	38.247	147.7	11:23:14.540
11								11		2:18.042	51.893	47.980	38.169	148.3	11:25:32.582
12								12		2:19.370	52.206	48.916	38.248	148.1	11:27:51.952
13								13		2:17.677	51.763	47.596	38.318	150.6	11:30:09.629
14								14			1:06.671	56.034		112.5	



Circuito del Jarama
Copa KOBÉ de Circuitos
1º Entrenamiento LIBRE
Mejores Sectores



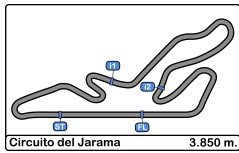
Sector - 1				Sector - 2				Sector - 3				Vuelta Ideal vs Mejor Vuelta				
Clas	Nº	Nombre	Tiempo	Nº	Nombre	Tiempo	Nº	Nombre	Tiempo	Clas	Nº	Nombre	Vta. Ideal	Mejor Vta.	Clas	
1	53	José Marcial Rodríguez	51.179	11	Alejandro Romero Beiro	46.941	13	Sergio López Mayora	37.523	1	13	Sergio López Mayora	2:15.991	2:16.229	3	
2	11	Alejandro Romero Beiro	51.278	35	Angel Rodríguez Cabello	47.033	35	Angel Rodríguez Cabello	37.588	2	35	Angel Rodríguez Cabello	2:15.994	2:16.235	4	
3	2	Rafael Camacho Angulo	51.330	13	Sergio López Mayora	47.040	1	Antonio Albacete Polo	37.617	3	11	Alejandro Romero Beiro	2:16.006	2:16.099	1	
4	33	Felix Aparicio Rodríguez	51.331	1	Antonio Albacete Polo	47.120	33	Felix Aparicio Rodríguez	37.719	4	53	José Marcial Rodríguez	2:16.084	2:16.180	2	
5	35	Angel Rodríguez Cabello	51.373	53	José Marcial Rodríguez	47.125	53	José Marcial Rodríguez	37.780	5	1	Antonio Albacete Polo	2:16.196	2:16.774	8	
6	13	Sergio López Mayora	51.428	33	Felix Aparicio Rodríguez	47.150	11	Alejandro Romero Beiro	37.787	6	33	Felix Aparicio Rodríguez	2:16.200	2:16.769	7	
7	1	Antonio Albacete Polo	51.459	10	Miguel Villaceros	47.199	8	Alberto Gonzalez Checa	37.838	7	2	Rafael Camacho Angulo	2:16.528	2:16.655	5	
8	5	Jorge J. Rodríguez	51.586	2	Rafael Camacho Angulo	47.221	10	Miguel Villaceros	37.860	8	10	Miguel Villaceros	2:16.654	2:16.749	6	
9	10	Miguel Villaceros	51.595	5	Jorge J. Rodríguez	47.230	5	Jorge J. Rodríguez	37.903	9	5	Jorge J. Rodríguez	2:16.719	2:16.786	9	
10	26	Isidro Callejas	51.612	17	Ana Barreras Barber	47.241	26	Isidro Callejas	37.946	10	8	Alberto Gonzalez Checa	2:16.913	2:17.179	11	
11	8	Alberto Gonzalez Checa	51.628	26	Isidro Callejas	47.373	7	Busian Fontán Alcalde	37.967	11	26	Isidro Callejas	2:16.931	2:17.124	10	
12	6	Pablo Amorós Leblic	51.635	8	Alberto Gonzalez Checa	47.447	2	Rafael Camacho Angulo	37.977	12	17	Ana Barreras Barber	2:17.025	2:17.414	12	
13	17	Ana Barreras Barber	51.687	77	Jean Louis Carponci	47.585	6	Pablo Amorós Leblic	38.038	13	6	Pablo Amorós Leblic	2:17.391	2:17.995	16	
14	77	Jean Louis Carponci	51.763	23	Miguel González	47.696	77	Jean Louis Carponci	38.072	14	77	Jean Louis Carponci	2:17.420	2:17.658	13	
15	23	Miguel González	51.805	7	Busian Fontán Alcalde	47.713	23	Miguel González	38.090	15	7	Busian Fontán Alcalde	2:17.557	2:17.692	14	
16	7	Busian Fontán Alcalde	51.877	6	Pablo Amorós Leblic	47.718	17	Ana Barreras Barber	38.097	16	23	Miguel González	2:17.591	2:17.741	15	
17	3	Sergio Caval Diez	52.330	3	Sergio Caval Diez	48.266	3	Sergio Caval Diez	38.572	17	3	Sergio Caval Diez	2:19.168	2:19.374	17	
18	42	Mónica Plaza Vazqu	53.789	42	Mónica Plaza Vazqu	48.373	42	Mónica Plaza Vazqu	39.279	18	42	Mónica Plaza Vazqu	2:21.441	2:22.601	18	



Circuito del Jarama
Copa KOBE de Circuitos
1º Entrenamiento LIBRE
5 Mejores Tiempos



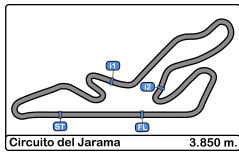
Cls	Nº	Piloto	Concursante	Cat.	Mejor 1		Mejor 2		Mejor 3		Mejor 4		Mejor 5	
					Tiempo	V.R.	Tiempo	V.R.	Tiempo	V.R.	Tiempo	V.R.	Tiempo	V.R.
1	11	Alejandro Romero Beiro	Eficar Team	RkSen	2:16.099	9	2:16.192	4	2:16.354	10	2:16.386	12	2:16.421	8
2	53	José Marcial Rodríguez Cañiba	Eficar Team	Jun	2:16.180	8	2:16.285	10	2:16.673	13	2:17.419	9	2:17.516	11
3	13	Sergio López Mayoral	Paradinas MotorSport	Jun	2:16.229	11	2:16.382	8	2:16.446	10	2:16.673	12	2:16.720	3
4	35	Angel Rodríguez Cabello	Overcar Team	Sen	2:16.235	4	2:16.277	5	2:16.546	3	2:17.372	2	2:35.354	6
5	2	Rafael Camacho Angulo	C.D.E. Última Vuelta	Rk	2:16.655	12	2:16.883	13	2:17.485	8	2:17.530	10	2:17.929	7
6	10	Miguel Villaceros Sundmaches	Automóvil Club Madrid Sport		2:16.749	7	2:16.768	6	2:16.953	8	2:17.192	5	2:17.578	10
7	33	Felix Aparicio Rodríguez	VSR Motorsport	RkSJun	2:16.769	5	2:16.818	12	2:16.830	6	2:16.848	4	2:16.992	10
8	1	Antonio Albacete Polo	Teo Martín Motorsport		2:16.774	10	2:16.873	9	2:17.069	3	2:17.172	5	2:17.272	6
9	5	Jorge J. Rodríguez Cañibano	Eficar Team	RkSJun	2:16.786	8	2:17.243	6	2:17.320	5	2:17.338	10	2:17.503	4
10	26	Isidro Callejas	R A C E	RkSJun	2:17.124	12	2:17.175	8	2:17.185	4	2:17.355	6	2:17.491	5
11	8	Alberto Gonzalez Checa	C.D.E. Última Vuelta		2:17.179	7	2:17.303	6	2:17.507	11	2:17.565	10	2:17.914	4
12	17	Ana Barreras Barbero	Automóvil Club Madrid Sport	Fem	2:17.414	8	2:17.548	4	2:17.663	7	2:17.808	5	2:18.488	6
13	77	Jean Louis Carponcin	Jean Louis Carponcin	RkSen	2:17.658	9	2:17.677	13	2:17.805	8	2:17.913	4	2:17.917	7
14	7	Busian Fontán Alcalde	Club Jarama Sport	Rk	2:17.692	11	2:18.422	10	2:18.678	7	2:18.782	6	2:20.523	2
15	23	Miguel González Manzanegue	Paradinas MotorSport		2:17.741	12	2:17.842	7	2:18.085	13	2:18.395	9	2:18.516	11
16	6	Pablo Amorós Leblic	Eficar Team	Sen	2:17.995	10	2:18.104	9	2:18.194	8	2:18.330	3	2:18.764	6
17	3	Sergio Caval Diez	Rasante Sport	RkSen	2:19.374	10	2:19.908	8	2:20.448	3	2:20.547	4	2:20.918	2
18	42	Mónica Plaza Vazquez	C. D. Cuenca Motor 4x4	Fem Rk	2:22.601	4	2:22.864	5	2:23.085	12	2:23.102	3	2:23.149	7



Circuito del Jarama
Copa KOBE de Circuitos
1º Entrenamiento LIBRE
5 Mejores Velocidades



Cls	Nº	Piloto	Concursante	Cat.	V.Max 1		V.Max 2		V.Max 3		V.Max 4		V.Max 5		Media
					Km/h	Vta.	Km/h	Vta.	Km/h	Vta.	Km/h	Vta.	Km/h	Vta.	
1	5	Jorge J. Rodriguez Cañibano	Eficar Team	RkSJ	155.8	8	155.3	7	154.9	6	154.0	5	153.6	3	154.7
2	11	Alejandro Romero Beiro	Eficar Team	RkSen	155.1	5	152.9	10	152.9	12	152.5	2	152.5	4	153.2
3	26	Isidro Callejas	R A C E	RkSJ	154.9	9	152.1	8	151.4	7	150.0	10	149.7	6	151.6
4	2	Rafael Camacho Angulo	C.D.E. Última Vuelta	Rk	154.2	12	153.1	3	153.1	7	152.9	13	151.0	2	152.9
5	1	Antonio Albacete Polo	Teo Martin Motorsport		153.1	5	151.8	7	151.4	3	151.4	11	151.0	6	151.8
6	53	José Marcial Rodríguez Cañibano	Eficar Team	Jun	152.7	10	151.8	8	151.4	9	151.4	11	151.2	13	151.7
7	10	Miguel Villaceros Sundmaches	Automovil Club Madrid Sport		152.5	5	152.3	6	152.3	7	151.6	8	151.2	9	152.0
8	13	Sergio López Mayoral	Paradinas MotorSport	Jun	152.1	2	151.0	4	150.8	12	150.6	3	150.0	9	150.9
9	23	Miguel González Manzaneque	Paradinas MotorSport		152.1	6	152.1	7	151.4	12	150.6	9	150.4	13	151.3
10	17	Ana Barreras Barbero	Automóvil Club Madrid Sport	Fem	151.8	8	151.6	9	150.8	6	150.6	7	150.6	11	151.1
11	77	Jean Louis Carponcin	Jean Louis Carponcin	RkSen	151.4	7	150.8	8	150.6	13	150.4	4	150.2	9	150.7
12	8	Alberto Gonzalez Checa	C.D.E. Última Vuelta		151.0	6	150.8	7	150.8	10	149.3	5	149.1	11	150.2
13	6	Pablo Amorós Leblic	Eficar Team	Sen	150.8	3	149.3	2	149.3	4	149.1	7	148.9	5	149.5
14	33	Felix Aparicio Rodriguez	VSR Motorsport	RkSJ	150.6	2	150.6	6	149.7	5	149.7	10	149.5	4	150.0
15	35	Angel Rodriguez Cabello	Overcar Team	Sen	150.2	5	149.5	4	149.3	3	148.3	2	125.8	6	144.6
16	3	Sergio Caval Diez	Rasante Sport	RkSen	150.0	11	149.7	2	149.7	3	149.7	6	149.7	10	149.8
17	42	Mónica Plaza Vazquez	C. D. Cuenca Motor 4x4	Fem Rk	150.0	4	149.7	6	149.7	12	149.3	3	149.3	11	149.6
18	7	Busian Fontán Alcalde	Club Jarama Sport	Rk	148.1	8	146.1	10	146.1	12	145.3	11	145.1	6	146.1



Circuito del Jarama
Copa KOBE de Circuitos
1º Entrenamiento LIBRE
Secuencia Vueltas Rápidas



Vta.	Hora Día	Tiempo Sesión	Nº	Piloto	Concursante	Cat.	Tiempo	Km/h
2	12:04:47.797	1:04:46.797	33	Felix Aparicio Rodriguez	VSR Motorsport	RkSJun	2:18.425	100.1
2	12:05:25.205	1:05:24.205	1	Antonio Albacete Polo	Teo Martín Motorsport		2:18.274	100.2
2	12:05:26.801	1:05:25.801	13	Sergio López Mayoral	Paradinas MotorSport	Jun	2:17.869	100.5
3	12:07:05.558	1:07:04.558	33	Felix Aparicio Rodriguez	VSR Motorsport	RkSJun	2:17.761	100.6
3	12:07:28.880	1:07:27.880	11	Alejandro Romero Beiro	Eficar Team	RkSen	2:16.900	101.2
3	12:07:43.521	1:07:42.521	13	Sergio López Mayoral	Paradinas MotorSport	Jun	2:16.720	101.3
4	12:09:45.072	1:09:44.072	11	Alejandro Romero Beiro	Eficar Team	RkSen	2:16.192	101.7
8	12:18:54.765	1:18:53.765	53	José Marcial Rodríguez Cañibano	Eficar Team	Jun	2:16.180	101.7
9	12:21:14.599	1:21:13.599	11	Alejandro Romero Beiro	Eficar Team	RkSen	2:16.099	101.8

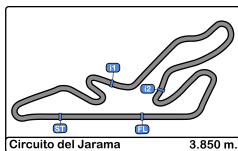


Circuito del Jarama
Copa KOBE de Circuitos
1º Entrenamiento LIBRE



Mejor Maxima Velocidad del Evento

Nº	Piloto	Concursante	Cat.	Km/h	Sesión
5	Jorge J. Rodriguez Cañibano	Eficar Team	RkSJun	155.8	1º Entrenamiento LIBRE
11	Alejandro Romero Beiro	Eficar Team	RkSen	155.1	1º Entrenamiento LIBRE
26	Isidro Callejas	R A C E	RkSJun	154.9	1º Entrenamiento LIBRE
2	Rafael Camacho Angulo	C.D.E. Última Vuelta	Rk	154.2	1º Entrenamiento LIBRE
1	Antonio Albacete Polo	Teo Martín Motorsport		153.1	1º Entrenamiento LIBRE
53	José Marcial Rodriguez Cañibano	Eficar Team	Jun	152.7	1º Entrenamiento LIBRE
10	Miguel Villaceros Sundmaches	Automovil Club Madrid Sport		152.5	1º Entrenamiento LIBRE
13	Sergio López Mayoral	Paradinas MotorSport	Jun	152.1	1º Entrenamiento LIBRE
23	Miguel González Manzaneque	Paradinas MotorSport		152.1	1º Entrenamiento LIBRE
17	Ana Barreras Barbero	Automóvil Club Madrid Sport	Fem	151.8	1º Entrenamiento LIBRE
77	Jean Louis Carponcin	Jean Louis Carponcin	RkSen	151.4	1º Entrenamiento LIBRE
8	Alberto Gonzalez Checa	C.D.E. Última Vuelta		151.0	1º Entrenamiento LIBRE
6	Pablo Amorós Leblic	Eficar Team	Sen	150.8	1º Entrenamiento LIBRE
33	Felix Aparicio Rodriguez	VSR Motorsport	RkSJun	150.6	1º Entrenamiento LIBRE
35	Angel Rodriguez Cabello	Overcar Team	Sen	150.2	1º Entrenamiento LIBRE
42	Mónica Plaza Vazquez	C. D. Cuenca Motor 4x4	Fem Rk	150.0	1º Entrenamiento LIBRE
3	Sergio Caval Diez	Rasante Sport	RkSen	150.0	1º Entrenamiento LIBRE
7	Busian Fontán Alcalde	Club Jarama Sport	Rk	148.1	1º Entrenamiento LIBRE



Circuito del Jarama
Copa KOBÉ de Circuitos
1º Entrenamiento LIBRE
Tiempos Parada en Pit



2018-2020
COPA
KOBÉ MOTOR
CIRCUITOS

1 Teo Martín Motorsport
Toyota Aygo *

Nr.	Hora Día Entrada	Tiempo Entrada	Tiempo Salida	Tiempo Box	Tiempo Box Total
1	11:17:14.925	11:17:14.925	11:18:56.335	0:01:41.410	0:01:41.410

3 Rasante Sport
Toyota Aygo SEN/RK

Nr.	Hora Día Entrada	Tiempo Entrada	Tiempo Salida	Tiempo Box	Tiempo Box Total
1	11:15:01.207	11:15:01.207	11:19:20.392	0:04:19.185	0:04:19.185

7 Club Jarama Sport
Toyota Aygo RK

Nr.	Hora Día Entrada	Tiempo Entrada	Tiempo Salida	Tiempo Box	Tiempo Box Total
1	11:07:44.498	11:07:44.498	11:09:22.992	0:01:38.494	0:01:38.494
2	11:20:57.304	11:20:57.304	11:22:33.992	0:01:36.688	0:03:15.182

8 C.D.E. Última Vuelta
Toyota Aygo

Nr.	Hora Día Entrada	Tiempo Entrada	Tiempo Salida	Tiempo Box	Tiempo Box Total
1	11:02:45.453	11:02:45.453	11:04:47.274	0:02:01.821	0:02:01.821
2	11:20:52.231	11:20:52.231	11:22:32.870	0:01:40.639	0:03:42.460

10 Automovil Club Madrid Sport
Toyota Aygo

Nr.	Hora Día Entrada	Tiempo Entrada	Tiempo Salida	Tiempo Box	Tiempo Box Total
1	11:08:23.603	11:08:23.603	11:10:08.832	0:01:45.229	0:01:45.229

13 Paradinas MotorSport
Toyota Aygo JUN

Nr.	Hora Día Entrada	Tiempo Entrada	Tiempo Salida	Tiempo Box	Tiempo Box Total
1	11:12:23.565	11:12:23.565	11:14:33.110	0:02:09.545	0:02:09.545

17 Automóvil Club Madrid Sport
Toyota Aygo FEM

Nr.	Hora Día Entrada	Tiempo Entrada	Tiempo Salida	Tiempo Box	Tiempo Box Total
1	11:25:59.998	11:25:59.998	11:28:30.416	0:02:30.418	0:02:30.418

26 R A C E
Toyota Aygo SJUN/RK

Nr.	Hora Día Entrada	Tiempo Entrada	Tiempo Salida	Tiempo Box	Tiempo Box Total
1	11:23:34.035	11:23:34.035	11:25:25.338	0:01:51.303	0:01:51.303

33 VSR Motorsport
Toyota Aygo SJUN/RK

Nr.	Hora Día Entrada	Tiempo Entrada	Tiempo Salida	Tiempo Box	Tiempo Box Total
1	11:18:36.809	11:18:36.809	11:20:02.349	0:01:25.540	0:01:25.540