

Circuito del Jarama

División 2

2ª Carrera

Resultados Provisionales



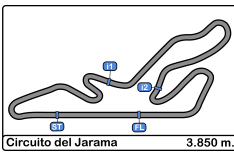
| Cls | Nº | Concursante | Piloto 1 | Piloto 2 | Vehiculo | Cat | Cl | Vtas. | Tiempo | Dif 1º | Intervalo | Km/h | V.R. | Tiempo | Km/h |
|---|----|------------------------|------------------------------|----------|------------------------|-----|----|-------|------------------|----------|-----------|-------|------|----------|-------|
| 1 | 21 | R A C E | José De Los Milagros Viñegla | | SUBARU WRX STI | 5 | 1 | 10 | 17:09.798 | | | 134.5 | 9 | 1:42.602 | 135.0 |
| 2 | 1 | R A C E | Ismael Arquero Saz | | PORSCHE 996 GT2 | 6B | 1 | 10 | 17:17.647 | 7.849 | 7.849 | 133.5 | 5 | 1:40.653 | 137.7 |
| 3 | 28 | JORGE OTERO AGREDA | Jorge Otero Agreda | | SEAT LEON MK2 | 5 | 2 | 10 | 17:26.131 | 16.333 | 8.484 | 132.4 | 4 | 1:43.031 | 134.5 |
| 4 | 33 | A.D. DESGUACES LA TORR | Juan Fco. Gastañaga Martínez | | CUPRA TCR | 6A | 1 | 10 | 17:29.706 | 19.908 | 3.575 | 132.0 | 4 | 1:43.108 | 134.4 |
| 5 | 15 | A.D. DESGUACES LA TORR | Carlos Esteban Garcia | | PEUGEOT 308 Racing Cup | 5 | 3 | 10 | 17:30.555 | 20.757 | 0.849 | 131.9 | 8 | 1:43.423 | 134.0 |
| 6 | 22 | SMC Junior Motorsport | Sergi Morera Hernandez | | PEUGEOT RCZ RACING K | 4 | 1 | 10 | 17:48.479 | 38.681 | 17.924 | 129.7 | 9 | 1:45.822 | 130.9 |
| 7 | 19 | SMC Junior Motorsport | Enrique Hernando Alonso | | PEUGEOT RCZ RACING K | 4 | 2 | 10 | 17:51.937 | 42.139 | 3.458 | 129.2 | 8 | 1:45.626 | 131.2 |
| 8 | 6 | C.D.E. DEYSCOM SPORT | Francisco Comendador Romero | | SUBARU WRX Sti | 5 | 4 | 10 | 17:59.493 | 49.695 | 7.556 | 128.3 | 6 | 1:46.437 | 130.2 |
| 9 | 8 | ESCUADERIA LE MANS | Luis Garcia Garcia | | CUPRA TCR | 6A | 2 | 10 | 18:05.895 | 56.097 | 6.402 | 127.6 | 4 | 1:45.743 | 131.0 |
| 10 | 4 | ISRAEL DE ANA MORALES | Israel De Ana Morales | | SEAT LEON MK2 | 5 | 5 | 10 | 18:14.329 | 1:04.531 | 8.434 | 126.6 | 4 | 1:47.051 | 129.4 |
| 11 | 13 | C.D.E. ULTIMA VUELTA | Luis Ruiz Moya | | SEAT LEON MK2 | 5 | 6 | 10 | 18:33.475 | 1:23.677 | 19.146 | 124.4 | 8 | 1:49.410 | 126.6 |
| 12 | 23 | C.D.E. ULTIMA VUELTA | Fernando J. Bea Marton | | SEAT LEON MK2 | 5 | 7 | 10 | 18:44.048 | 1:34.250 | 10.573 | 123.3 | 3 | 1:47.518 | 128.9 |
| 13 | 44 | C.D.E. ULTIMA VUELTA | Philipp Sebastián Smaali | | SEAT LEON MK2 | 5 | 8 | 10 | 18:52.554 | 1:42.756 | 8.506 | 122.3 | 9 | 1:50.634 | 125.2 |
| 14 | 34 | R A C E | Eloy Iñigo Varas | | SEAT LEON MK 1 | 4B | 1 | 9 | 17:09.618 | 1 Vta | 1 Vta | 121.1 | 8 | 1:52.131 | 123.6 |
| 15 | 41 | CLUB JARAMA SPORT | Diego Blanco Torrecilla | | PORSCHE 928 | CL | 1 | 9 | 17:18.799 | 1 Vta | 9.181 | 120.0 | 5 | 1:53.398 | 122.2 |
| 16 | 36 | DANIEL CUADRADO TORRE | Daniel Cuadrado Torres | | BMW M3 E36 | CL | 2 | 9 | 17:19.192 | 1 Vta | 0.393 | 120.0 | 6 | 1:53.979 | 121.6 |
| 17 | 31 | PARADINAS MOTORSPORT | José R. Fernandez Sanchez | | PEUGEOT 207 THP | 3 | 1 | 9 | 17:19.542 | 1 Vta | 0.350 | 119.9 | 5 | 1:53.307 | 122.3 |
| 18 | 32 | EFICAR TEAM | Juan Carlos Zorrilla Hierro | | PORSCHE 968 | CL | 3 | 9 | 17:20.336 | 1 Vta | 0.794 | 119.9 | 8 | 1:53.055 | 122.5 |
| 19 | 3 | A.E.C.D. | Lucas Gonzalez-Anleo Polo | | PORSCHE 968 CS | CL | 4 | 9 | 17:38.488 | 1 Vta | 18.152 | 117.8 | 4 | 1:54.504 | 121.0 |
| No clasificados: (Requerimientos: 75% del número de vueltas del lider = 8 Vueltas) | | | | | | | | | | | | | | | |
| | 48 | CLUB AUTOMOVIL SIERO | José Luis Crespillo Calderon | | PEUGEOT 207 1.6 | 3 | 2 | 2 | 10:51.195 | 8 Vtas | 7 Vtas | 42.5 | 1 | 2:10.986 | 105.8 |
| | 20 | SMC Junior Motorsport | Mario Alberto Moreno Rojas | | RENAULT CLIO CUP III | 3 | 3 | | | | | | | | |

Vuelta Rápida Ismael Arquero Saz en 1:40.653 a 137.7 Km/h en la vuelta 5

Publicado a las:.....

| | | |
|-------------------------------|-----------------------------|-----------------------|
| Comisarios Deportivos: | Director de Carrera: | Cronometrador: |
|-------------------------------|-----------------------------|-----------------------|





Circuito del Jarama

División 2

2ª Carrera

Resultados Provisionales por categoría



| Cls | Nº | Concursante | Piloto 1 | Piloto 2 | Vehiculo | Cat | Cl | Vtas. | Tiempo | Dif 1º | Intervalo | Km/h | V.R. | Tiempo | Km/h |
|---|----|------------------------|------------------------------|----------|------------------------|-----|----|-------|-----------|----------|-----------|-------|------|----------|-------|
| 5 | | | | | | | | | | | | | | | |
| 1 | 21 | R A C E | José De Los Milagros Viñegla | | SUBARU WRX STI | 5 | 1 | 10 | 17:09.798 | | | 134.5 | 9 | 1:42.602 | 135.0 |
| 2 | 28 | JORGE OTERO AGREDA | Jorge Otero Agreda | | SEAT LEON MK2 | 5 | 2 | 10 | 17:26.131 | 16.333 | 16.333 | 132.4 | 4 | 1:43.031 | 134.5 |
| 3 | 15 | A.D. DESGUACES LA TORR | Carlos Esteban Garcia | | PEUGEOT 308 Racing Cup | 5 | 3 | 10 | 17:30.555 | 20.757 | 4.424 | 131.9 | 8 | 1:43.423 | 134.0 |
| 4 | 6 | C.D.E. DEYSCOM SPORT | Francisco Comendador Romero | | SUBARU WRX Sti | 5 | 4 | 10 | 17:59.493 | 49.695 | 28.938 | 128.3 | 6 | 1:46.437 | 130.2 |
| 5 | 4 | ISRAEL DE ANA MORALES | Israel De Ana Morales | | SEAT LEON MK2 | 5 | 5 | 10 | 18:14.329 | 1:04.531 | 14.836 | 126.6 | 4 | 1:47.051 | 129.4 |
| 6 | 13 | C.D.E. ULTIMA VUELTA | Luis Ruiz Moya | | SEAT LEON MK2 | 5 | 6 | 10 | 18:33.475 | 1:23.677 | 19.146 | 124.4 | 8 | 1:49.410 | 126.6 |
| 7 | 23 | C.D.E. ULTIMA VUELTA | Fernando J. Bea Marton | | SEAT LEON MK2 | 5 | 7 | 10 | 18:44.048 | 1:34.250 | 10.573 | 123.3 | 3 | 1:47.518 | 128.9 |
| 8 | 44 | C.D.E. ULTIMA VUELTA | Philipp Sebastián Smaali | | SEAT LEON MK2 | 5 | 8 | 10 | 18:52.554 | 1:42.756 | 8.506 | 122.3 | 9 | 1:50.634 | 125.2 |
| 6B | | | | | | | | | | | | | | | |
| 1 | 1 | R A C E | Ismael Arquero Saz | | PORSCHE 996 GT2 | 6B | 1 | 10 | 17:17.647 | | | 133.5 | 5 | 1:40.653 | 137.7 |
| 6A | | | | | | | | | | | | | | | |
| 1 | 33 | A.D. DESGUACES LA TORR | Juan Fco. Gastañaga Martínez | | CUPRA TCR | 6A | 1 | 10 | 17:29.706 | | | 132.0 | 4 | 1:43.108 | 134.4 |
| 2 | 8 | ESCUADERIA LE MANS | Luis Garcia Garcia | | CUPRA TCR | 6A | 2 | 10 | 18:05.895 | 56.097 | 36.189 | 127.6 | 4 | 1:45.743 | 131.0 |
| 4 | | | | | | | | | | | | | | | |
| 1 | 22 | SMC Junior Motorsport | Sergi Morera Hernandez | | PEUGEOT RCZ RACING K | 4 | 1 | 10 | 17:48.479 | | | 129.7 | 9 | 1:45.822 | 130.9 |
| 2 | 19 | SMC Junior Motorsport | Enrique Hernando Alonso | | PEUGEOT RCZ RACING K | 4 | 2 | 10 | 17:51.937 | 42.139 | 3.458 | 129.2 | 8 | 1:45.626 | 131.2 |
| 4B | | | | | | | | | | | | | | | |
| 1 | 34 | R A C E | Eloy Iñigo Varas | | SEAT LEON MK 1 | 4B | 1 | 9 | 17:09.618 | | | 121.1 | 8 | 1:52.131 | 123.6 |
| CL | | | | | | | | | | | | | | | |
| 1 | 41 | CLUB JARAMA SPORT | Diego Blanco Torrecilla | | PORSCHE 928 | CL | 1 | 9 | 17:18.799 | | | 120.0 | 5 | 1:53.398 | 122.2 |
| 2 | 36 | DANIEL CUADRADO TORRE | Daniel Cuadrado Torres | | BMW M3 E36 | CL | 2 | 9 | 17:19.192 | 1 Vta | 0.393 | 120.0 | 6 | 1:53.979 | 121.6 |
| 3 | 32 | EFICAR TEAM | Juan Carlos Zorrilla Hierro | | PORSCHE 968 | CL | 3 | 9 | 17:20.336 | 1 Vta | 1.144 | 119.9 | 8 | 1:53.055 | 122.5 |
| 4 | 3 | A.E.C.D. | Lucas Gonzalez-Anleo Polo | | PORSCHE 968 CS | CL | 4 | 9 | 17:38.488 | 1 Vta | 18.152 | 117.8 | 4 | 1:54.504 | 121.0 |
| 3 | | | | | | | | | | | | | | | |
| 1 | 31 | PARADINAS MOTORSPORT | José R. Fernandez Sanchez | | PEUGEOT 207 THP | 3 | 1 | 9 | 17:19.542 | | | 119.9 | 5 | 1:53.307 | 122.3 |
| No clasificados: (Requerimientos: 75% del número de vueltas del líder = 8 Vueltas) | | | | | | | | | | | | | | | |
| | 48 | CLUB AUTOMOVIL SIERO | José Luis Crespillo Calderon | | PEUGEOT 207 1.6 | 3 | 2 | 2 | 10:51.195 | 8 Vtas | 7 Vtas | 42.5 | 1 | 2:10.986 | 105.8 |
| | 20 | SMC Junior Motorsport | Mario Alberto Moreno Rojas | | RENAULT CLIO CUP III | 3 | 3 | | | | | | | | |

Vuelta Rápida Ismael Arquero Saz en 1:40.653 a 137.7 Km/h en la vuelta 5

Publicado a las:.....

| | | |
|------------------------|----------------------|----------------|
| Comisarios Deportivos: | Director de Carrera: | Cronometrador: |
|------------------------|----------------------|----------------|





Circuito del Jarama

División 2

2ª Carrera

Clasificación Provisional por Vuelta Rápida de Piloto



| Clas | Nº | Concursante | Vehiculo | Piloto | Cat | Clas | Vtas. | V.R | Tiempo | Dif 1º | Intervalo | Km/h |
|------|----|-------------------------|------------------------|------------------------------|-----|------|-------|-----|-----------------|--------|-----------|-------|
| 1 | 1 | R A C E | PORSCHE 996 GT2 | Ismael Arquero Saz | 6B | 1 | 10 | 5 | 1:40.653 | | | 137.7 |
| 2 | 21 | R A C E | SUBARU WRX STi | José De Los Milagros Viñegla | 5 | 1 | 10 | 9 | 1:42.602 | 1.949 | 1.949 | 135.0 |
| 3 | 28 | JORGE OTERO AGREDA | SEAT LEON MK2 | Jorge Otero Agreda | 5 | 2 | 10 | 4 | 1:43.031 | 2.378 | 0.429 | 134.5 |
| 4 | 33 | A.D. DESGUACES LA TORRE | CUPRA TCR | Juan Fco. Gastañaga Martinez | 6A | 1 | 10 | 4 | 1:43.108 | 2.455 | 0.077 | 134.4 |
| 5 | 15 | A.D. DESGUACES LA TORRE | PEUGEOT 308 Racing Cup | Carlos Esteban Garcia | 5 | 3 | 10 | 8 | 1:43.423 | 2.770 | 0.315 | 134.0 |
| 6 | 19 | SMC Junior Motorsport | PEUGEOT RCZ RACING K | Enrique Hernando Alonso | 4 | 1 | 10 | 8 | 1:45.626 | 4.973 | 2.203 | 131.2 |
| 7 | 8 | ESCUADERIA LE MANS | CUPRA TCR | Luis Garcia Garcia | 6A | 2 | 10 | 4 | 1:45.743 | 5.090 | 0.117 | 131.0 |
| 8 | 22 | SMC Junior Motorsport | PEUGEOT RCZ RACING K | Sergi Morera Hernandez | 4 | 2 | 10 | 9 | 1:45.822 | 5.169 | 0.079 | 130.9 |
| 9 | 6 | C.D.E. DEYSCOM SPORT | SUBARU WRX Sti | Francisco Comendador Romero | 5 | 4 | 10 | 6 | 1:46.437 | 5.784 | 0.615 | 130.2 |
| 10 | 4 | ISRAEL DE ANA MORALES | SEAT LEON MK2 | Israel De Ana Morales | 5 | 5 | 10 | 4 | 1:47.051 | 6.398 | 0.614 | 129.4 |
| 11 | 23 | C.D.E. ULTIMA VUELTA | SEAT LEON MK2 | Fernando J. Bea Marton | 5 | 6 | 10 | 3 | 1:47.518 | 6.865 | 0.467 | 128.9 |
| 12 | 13 | C.D.E. ULTIMA VUELTA | SEAT LEON MK2 | Luis Ruiz Moya | 5 | 7 | 10 | 8 | 1:49.410 | 8.757 | 1.892 | 126.6 |
| 13 | 44 | C.D.E. ULTIMA VUELTA | SEAT LEON MK2 | Philipp Sebastián Smaali | 5 | 8 | 10 | 9 | 1:50.634 | 9.981 | 1.224 | 125.2 |
| 14 | 34 | R A C E | SEAT LEON MK 1 | Eloy Iñigo Varas | 4B | 1 | 9 | 8 | 1:52.131 | 11.478 | 1.497 | 123.6 |
| 15 | 32 | EFICAR TEAM | PORSCHE 968 | Juan Carlos Zorrilla Hierro | CL | 1 | 9 | 8 | 1:53.055 | 12.402 | 0.924 | 122.5 |
| 16 | 31 | PARADINAS MOTORSPORT | PEUGEOT 207 THP | José R. Fernandez Sanchez | 3 | 1 | 9 | 5 | 1:53.307 | 12.654 | 0.252 | 122.3 |
| 17 | 41 | CLUB JARAMA SPORT | PORSCHE 928 | Diego Blanco Torrecilla | CL | 2 | 9 | 5 | 1:53.398 | 12.745 | 0.091 | 122.2 |
| 18 | 36 | DANIEL CUADRADO TORRES | BMW M3 E36 | Daniel Cuadrado Torres | CL | 3 | 9 | 6 | 1:53.979 | 13.326 | 0.581 | 121.6 |
| 19 | 3 | A.E.C.D. | PORSCHE 968 CS | Lucas Gonzalez-Anleo Polo | CL | 4 | 9 | 4 | 1:54.504 | 13.851 | 0.525 | 121.0 |
| 20 | 48 | CLUB AUTOMOVIL SIERO | PEUGEOT 207 1.6 | José Luis Crespillo Calderon | 3 | 2 | 2 | 1 | 2:10.986 | 30.333 | 16.482 | 105.8 |



Circuito del Jarama

División 2

2ª Carrera

Distancia y Velocidad Media



| Cls | Nº | Concursante | Piloto 1 | Piloto 2 | Vehiculo | Cat | Cls | Vtas. | Distancia | Tiempo | Km/h |
|---|----|------------------------|------------------------------|----------|------------------------|-----|-----|-------|-----------|-----------|-------|
| 1 | 21 | R A C E | José De Los Milagros Viñegla | | SUBARU WRX STi | 5 | 1 | 10 | 38.50 | 17:09.798 | 134.5 |
| 2 | 1 | R A C E | Ismael Arquero Saz | | PORSCHE 996 GT2 | 6B | 1 | 10 | 38.50 | 17:17.647 | 133.5 |
| 3 | 28 | JORGE OTERO AGREDA | Jorge Otero Agreda | | SEAT LEON MK2 | 5 | 2 | 10 | 38.50 | 17:26.131 | 132.4 |
| 4 | 33 | A.D. DESGUACES LA TORR | Juan Fco. Gastañaga Martinez | | CUPRA TCR | 6A | 1 | 10 | 38.50 | 17:29.706 | 132.0 |
| 5 | 15 | A.D. DESGUACES LA TORR | Carlos Esteban Garcia | | PEUGEOT 308 Racing Cup | 5 | 3 | 10 | 38.50 | 17:30.555 | 131.9 |
| 6 | 22 | SMC Junior Motorsport | Sergi Morera Hernandez | | PEUGEOT RCZ RACING K | 4 | 1 | 10 | 38.50 | 17:48.479 | 129.7 |
| 7 | 19 | SMC Junior Motorsport | Enrique Hernando Alonso | | PEUGEOT RCZ RACING K | 4 | 2 | 10 | 38.50 | 17:51.937 | 129.2 |
| 8 | 6 | C.D.E. DEYSCOM SPORT | Francisco Comendador Rome | | SUBARU WRX Sti | 5 | 4 | 10 | 38.50 | 17:59.493 | 128.3 |
| 9 | 8 | ESCUADERIA LE MANS | Luis Garcia Garcia | | CUPRA TCR | 6A | 2 | 10 | 38.50 | 18:05.895 | 127.6 |
| 10 | 4 | ISRAEL DE ANA MORALES | Israel De Ana Morales | | SEAT LEON MK2 | 5 | 5 | 10 | 38.50 | 18:14.329 | 126.6 |
| 11 | 13 | C.D.E. ULTIMA VUELTA | Luis Ruiz Moya | | SEAT LEON MK2 | 5 | 6 | 10 | 38.50 | 18:33.475 | 124.4 |
| 12 | 23 | C.D.E. ULTIMA VUELTA | Fernando J. Bea Marton | | SEAT LEON MK2 | 5 | 7 | 10 | 38.50 | 18:44.048 | 123.3 |
| 13 | 44 | C.D.E. ULTIMA VUELTA | Philipp Sebastián Smaali | | SEAT LEON MK2 | 5 | 8 | 10 | 38.50 | 18:52.554 | 122.3 |
| 14 | 34 | R A C E | Eloy Iñigo Varas | | SEAT LEON MK 1 | 4B | 1 | 9 | 34.65 | 17:09.618 | 121.1 |
| 15 | 41 | CLUB JARAMA SPORT | Diego Blanco Torrecilla | | PORSCHE 928 | CL | 1 | 9 | 34.65 | 17:18.799 | 120.0 |
| 16 | 36 | DANIEL CUADRADO TORRE | Daniel Cuadrado Torres | | BMW M3 E36 | CL | 2 | 9 | 34.65 | 17:19.192 | 120.0 |
| 17 | 31 | PARADINAS MOTORSPORT | José R. Fernandez Sanchez | | PEUGEOT 207 THP | 3 | 1 | 9 | 34.65 | 17:19.542 | 119.9 |
| 18 | 32 | EFICAR TEAM | Juan Carlos Zorrilla Hierro | | PORSCHE 968 | CL | 3 | 9 | 34.65 | 17:20.336 | 119.9 |
| 19 | 3 | A.E.C.D. | Lucas Gonzalez-Anleo Polo | | PORSCHE 968 CS | CL | 4 | 9 | 34.65 | 17:38.488 | 117.8 |
| No clasificados: (Requerimientos: 75% del número de vueltas del lider = 8 Vueltas) | | | | | | | | | | | |
| | 48 | CLUB AUTOMOVIL SIERO | José Luis Crespillo Calderon | | PEUGEOT 207 1.6 | 3 | 2 | 2 | 07.70 | 10:51.195 | 42.5 |
| | 20 | SMC Junior Motorsport | Mario Alberto Moreno Rojas | | RENAULT CLIO CUP III | 3 | 3 | | | | |



Circuito del Jarama

División 2

2ª Carrera

Tiempos Por Vuelta

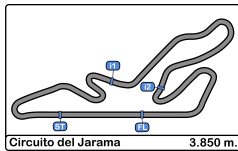


| 1 | | | | | | | 8 | | | | | | | | |
|----------------------|---|----------|----------|----------|----------|-------|----------------------|-----|---|----------|----------|----------|----------|-------|-----------|
| 1 Ismael Arquero Saz | | | | | | | 1 Luis Garcia Garcia | | | | | | | | |
| PORSCHÉ 996 GT2 | | | | | | | CUPRA TCR | | | | | | | | |
| 6B | | | | | | | ESCUDERIA LE MANS | | | | | | | | |
| Vta | D | Tiempo | Sector 1 | Sector 2 | Sector 3 | V.Max | Elapsed | Vta | D | Tiempo | Sector 1 | Sector 2 | Sector 3 | V.Max | Elapsed |
| 1 | | 2:00.832 | 54.966 | 36.023 | 29.843 | 120.4 | 2:00.832 | 1 | | 1:56.605 | 48.682 | 37.512 | 30.411 | 111.5 | 1:56.605 |
| 2 | | 1:43.234 | 39.384 | 35.162 | 28.688 | 228.3 | 3:44.066 | 2 | | 1:49.340 | 41.773 | 37.598 | 29.969 | 196.0 | 3:45.945 |
| 3 | | 1:43.186 | 39.321 | 34.783 | 29.082 | 215.5 | 5:27.252 | 3 | | 1:48.776 | 42.139 | 36.717 | 29.920 | 193.2 | 5:34.721 |
| 4 | | 1:41.645 | 39.436 | 33.702 | 28.507 | 237.8 | 7:08.897 | 4 | | 1:45.743 | 40.987 | 35.171 | 29.585 | 199.6 | 7:20.464 |
| 5 | | 1:40.653 | 39.149 | 33.433 | 28.071 | 230.2 | 8:49.550 | 5 | | 1:47.068 | 41.074 | 36.121 | 29.873 | 201.1 | 9:07.532 |
| 6 | | 1:41.091 | 39.164 | 33.442 | 28.485 | 216.8 | 10:30.641 | 6 | | 1:47.581 | 41.082 | 36.660 | 29.839 | 204.9 | 10:55.113 |
| 7 | | 1:41.431 | 40.036 | 33.038 | 28.357 | 225.0 | 12:12.072 | 7 | | 1:48.834 | 41.711 | 36.930 | 30.193 | 198.5 | 12:43.947 |
| 8 | | 1:41.615 | 39.151 | 34.058 | 28.406 | 226.4 | 13:53.687 | 8 | | 1:46.515 | 41.031 | 35.558 | 29.926 | 198.5 | 14:30.462 |
| 9 | | 1:40.843 | 39.130 | 33.341 | 28.372 | 225.9 | 15:34.530 | 9 | | 1:47.164 | 41.189 | 35.851 | 30.124 | 203.3 | 16:17.626 |
| 10 | | 1:43.117 | 39.399 | 33.584 | 30.134 | 220.4 | 17:17.647 | 10 | | 1:48.269 | 41.143 | 36.483 | 30.643 | 202.6 | 18:05.895 |

| 3 | | | | | | | 13 | | | | | | | | |
|-----------------------------|---|----------|----------|----------|----------|-------|----------------------|-----|---|----------|----------|----------|----------|-------|-----------|
| 1 Lucas Gonzalez-Anleo Polo | | | | | | | 1 Luis Ruiz Moya | | | | | | | | |
| PORSCHÉ 968 CS | | | | | | | SEAT LEON MK2 | | | | | | | | |
| CL | | | | | | | C.D.E. ULTIMA VUELTA | | | | | | | | |
| Vta | D | Tiempo | Sector 1 | Sector 2 | Sector 3 | V.Max | Elapsed | Vta | D | Tiempo | Sector 1 | Sector 2 | Sector 3 | V.Max | Elapsed |
| 1 | | 2:08.379 | 54.516 | 41.230 | 32.633 | 134.4 | 2:08.379 | 1 | | 1:55.749 | 47.955 | 37.313 | 30.481 | 132.6 | 1:55.749 |
| 2 | | 1:56.217 | 44.609 | 39.685 | 31.923 | 198.1 | 4:04.596 | 2 | | 1:49.731 | 41.883 | 37.029 | 30.819 | 216.4 | 3:45.480 |
| 3 | | 1:54.634 | 44.375 | 38.633 | 31.626 | 190.4 | 5:59.230 | 3 | | 1:50.968 | 42.669 | 37.623 | 30.676 | 213.4 | 5:36.448 |
| 4 | | 1:54.504 | 44.271 | 38.530 | 31.703 | 189.1 | 7:53.734 | 4 | | 1:50.516 | 42.355 | 37.509 | 30.652 | 207.6 | 7:26.964 |
| 5 | | 1:56.150 | 45.127 | 39.225 | 31.798 | 207.2 | 9:49.884 | 5 | | 1:52.210 | 43.256 | 38.223 | 30.731 | 200.7 | 9:19.174 |
| 6 | | 1:54.507 | 43.884 | 38.744 | 31.879 | 203.7 | 11:44.391 | 6 | | 1:51.207 | 43.086 | 37.536 | 30.585 | 203.7 | 11:10.381 |
| 7 | | 1:55.785 | 44.172 | 39.477 | 32.136 | 204.5 | 13:40.176 | 7 | | 1:51.420 | 43.348 | 36.998 | 31.074 | 218.6 | 13:01.801 |
| 8 | | 1:58.597 | 45.967 | 39.188 | 33.442 | 184.3 | 15:38.773 | 8 | | 1:49.410 | 42.424 | 36.495 | 30.491 | 217.3 | 14:51.211 |
| 9 | | 1:59.715 | 47.557 | 39.896 | 32.262 | 196.3 | 17:38.488 | 9 | | 1:51.366 | 43.702 | 36.756 | 30.908 | 219.0 | 16:42.577 |
| 10 | | | | | | | | 10 | | 1:50.898 | 42.176 | 37.128 | 31.594 | 211.7 | 18:33.475 |

| 4 | | | | | | | 15 | | | | | | | | |
|-------------------------|---|----------|----------|----------|----------|-------|-------------------------|-----|---|----------|----------|----------|----------|-------|-----------|
| 1 Israel De Ana Morales | | | | | | | 1 Carlos Esteban Garcia | | | | | | | | |
| SEAT LEON MK2 | | | | | | | PEUGEOT 308 Racing Cup | | | | | | | | |
| 5 | | | | | | | A.D. DESGUACES LA TORRE | | | | | | | | |
| Vta | D | Tiempo | Sector 1 | Sector 2 | Sector 3 | V.Max | Elapsed | Vta | D | Tiempo | Sector 1 | Sector 2 | Sector 3 | V.Max | Elapsed |
| 1 | | 1:52.590 | 46.483 | 36.053 | 30.054 | 144.5 | 1:52.590 | 1 | | 1:48.130 | 43.283 | 35.227 | 29.620 | 125.8 | 1:48.130 |
| 2 | | 1:47.762 | 41.471 | 36.340 | 29.951 | 204.1 | 3:40.352 | 2 | | 1:44.535 | 40.278 | 34.923 | 29.334 | 213.8 | 3:32.665 |
| 3 | | 1:48.078 | 41.385 | 35.993 | 30.700 | 208.8 | 5:28.430 | 3 | | 1:44.406 | 40.354 | 34.993 | 29.059 | 210.9 | 5:17.071 |
| 4 | | 1:47.051 | 41.417 | 35.773 | 29.861 | 202.6 | 7:15.481 | 4 | | 1:43.466 | 39.866 | 34.436 | 29.164 | 212.5 | 7:00.537 |
| 5 | | 1:51.305 | 45.406 | 36.093 | 29.806 | 215.5 | 9:06.786 | 5 | | 1:43.482 | 39.988 | 34.483 | 29.011 | 214.2 | 8:44.019 |
| 6 | | 1:47.384 | 41.316 | 35.917 | 30.151 | 206.1 | 10:54.170 | 6 | | 1:45.465 | 41.637 | 34.411 | 29.417 | 214.2 | 10:29.484 |
| 7 | | 1:49.552 | 42.084 | 36.629 | 30.839 | 210.5 | 12:43.722 | 7 | | 1:45.621 | 41.715 | 34.514 | 29.392 | 213.4 | 12:15.105 |
| 8 | | 1:50.056 | 42.496 | 36.744 | 30.816 | 186.5 | 14:33.778 | 8 | | 1:43.423 | 40.083 | 34.426 | 28.914 | 214.2 | 13:58.528 |
| 9 | | 1:49.813 | 42.245 | 36.666 | 30.902 | 199.6 | 16:23.591 | 9 | | 1:44.389 | 40.402 | 34.654 | 29.333 | 208.8 | 15:42.917 |
| 10 | | 1:50.738 | 42.335 | 37.043 | 31.360 | 209.7 | 18:14.329 | 10 | | 1:47.638 | 42.535 | 35.405 | 29.698 | 215.1 | 17:30.555 |

| 6 | | | | | | | 19 | | | | | | | | |
|-------------------------------|---|----------|----------|----------|----------|-------|---------------------------|-----|---|----------|----------|----------|----------|-------|-----------|
| 1 Francisco Comendador Romero | | | | | | | 1 Enrique Hernando Alonso | | | | | | | | |
| SUBARU WRX Sti | | | | | | | PEUGEOT RCZ RACING K | | | | | | | | |
| 5 | | | | | | | SMC Junior Motorsport | | | | | | | | |
| Vta | D | Tiempo | Sector 1 | Sector 2 | Sector 3 | V.Max | Elapsed | Vta | D | Tiempo | Sector 1 | Sector 2 | Sector 3 | V.Max | Elapsed |
| 1 | | 1:50.244 | 44.851 | 35.314 | 30.079 | 123.9 | 1:50.244 | 1 | | 1:52.919 | 46.742 | 36.205 | 29.972 | 131.2 | 1:52.919 |
| 2 | | 1:49.821 | 43.667 | 35.913 | 30.241 | 204.1 | 3:40.065 | 2 | | 1:47.749 | 41.339 | 36.517 | 29.893 | 219.9 | 3:40.668 |
| 3 | | 1:48.328 | 41.475 | 35.786 | 31.067 | 224.0 | 5:28.393 | 3 | | 1:47.909 | 41.378 | 36.373 | 30.158 | 208.8 | 5:28.577 |
| 4 | | 1:49.266 | 42.942 | 36.252 | 30.072 | 199.6 | 7:17.659 | 4 | | 1:47.332 | 41.474 | 35.814 | 30.044 | 213.4 | 7:15.909 |
| 5 | | 1:48.051 | 41.620 | 36.026 | 30.405 | 210.5 | 9:05.710 | 5 | | 1:46.080 | 40.754 | 35.478 | 29.848 | 210.9 | 9:01.989 |
| 6 | | 1:46.437 | 41.491 | 35.227 | 29.719 | 215.5 | 10:52.147 | 6 | | 1:45.863 | 40.628 | 35.531 | 29.704 | 216.0 | 10:47.852 |
| 7 | | 1:46.717 | 41.231 | 35.548 | 29.938 | 214.2 | 12:38.864 | 7 | | 1:46.229 | 40.690 | 35.484 | 30.055 | 215.5 | 12:34.081 |
| 8 | | 1:46.497 | 41.657 | 35.102 | 29.738 | 214.2 | 14:25.361 | 8 | | 1:45.626 | 40.697 | 35.274 | 29.655 | 214.7 | 14:19.707 |
| 9 | | 1:47.462 | 42.181 | 35.037 | 30.244 | 210.5 | 16:12.823 | 9 | | 1:46.118 | 40.696 | 35.526 | 29.896 | 215.1 | 16:05.825 |
| 10 | | 1:46.670 | 41.577 | 35.396 | 29.697 | 219.5 | 17:59.493 | 10 | | 1:46.112 | 40.788 | 35.344 | 29.980 | 216.0 | 17:51.937 |



Circuito del Jarama

División 2

2ª Carrera

Tiempos Por Vuelta



20 1 Mario Alberto Moreno Rojas
3 2 SMC Junior Motorsport

| Vta | D | Tiempo | Sector 1 | Sector 2 | Sector 3 | V.Max | Elapsed |
|-----|---|--------|----------|----------|----------|-------|---------|
| 1 | | | 52.892 | | | 133.9 | |

21 1 José De Los Milagros Viñegla
5 2 RACE

| Vta | D | Tiempo | Sector 1 | Sector 2 | Sector 3 | V.Max | Elapsed |
|-----|---|----------|----------|----------|----------|-------|-----------|
| 1 | | 1:43.386 | 40.347 | 34.375 | 28.664 | 125.1 | 1:43.386 |
| 2 | | 1:43.024 | 39.511 | 34.591 | 28.922 | 214.2 | 3:26.410 |
| 3 | | 1:43.067 | 39.781 | 34.540 | 28.746 | 213.4 | 5:09.477 |
| 4 | | 1:42.659 | 39.561 | 34.268 | 28.830 | 216.8 | 6:52.136 |
| 5 | | 1:42.904 | 39.724 | 34.377 | 28.803 | 213.8 | 8:35.040 |
| 6 | | 1:42.717 | 39.748 | 34.326 | 28.643 | 212.5 | 10:17.757 |
| 7 | | 1:42.730 | 39.747 | 34.263 | 28.720 | 214.7 | 12:00.487 |
| 8 | | 1:42.795 | 39.569 | 34.236 | 28.990 | 216.8 | 13:43.282 |
| 9 | | 1:42.602 | 39.514 | 34.126 | 28.962 | 217.3 | 15:25.884 |
| 10 | | 1:43.914 | 40.693 | 34.312 | 28.909 | 202.2 | 17:09.798 |

22 1 Sergi Morera Hernandez
4 2 SMC Junior Motorsport

| Vta | D | Tiempo | Sector 1 | Sector 2 | Sector 3 | V.Max | Elapsed |
|-----|---|----------|----------|----------|----------|-------|-----------|
| 1 | | 1:52.144 | 46.090 | 36.011 | 30.043 | 129.0 | 1:52.144 |
| 2 | | 1:46.619 | 41.212 | 35.515 | 29.892 | 214.2 | 3:38.763 |
| 3 | | 1:46.370 | 40.961 | 35.494 | 29.915 | 215.1 | 5:25.133 |
| 4 | | 1:46.398 | 41.002 | 35.596 | 29.800 | 213.0 | 7:11.531 |
| 5 | | 1:46.308 | 40.852 | 35.513 | 29.943 | 213.8 | 8:57.839 |
| 6 | | 1:46.254 | 40.887 | 35.425 | 29.942 | 213.8 | 10:44.093 |
| 7 | | 1:46.266 | 41.058 | 35.346 | 29.862 | 213.8 | 12:30.359 |
| 8 | | 1:46.093 | 40.965 | 35.272 | 29.856 | 213.0 | 14:16.452 |
| 9 | | 1:45.822 | 40.683 | 35.268 | 29.871 | 214.2 | 16:02.274 |
| 10 | | 1:46.205 | 40.940 | 35.178 | 30.087 | 213.8 | 17:48.479 |

23 1 Fernando J. Bea Marton
5 2 C.D.E. ULTIMA VUELTA

| Vta | D | Tiempo | Sector 1 | Sector 2 | Sector 3 | V.Max | Elapsed |
|-----|---|----------|----------|----------|----------|-------|-----------|
| 1 | | 2:30.187 | 1:21.072 | 38.791 | 30.324 | 136.5 | 2:30.187 |
| 2 | | 1:49.211 | 42.018 | 37.020 | 30.173 | 191.1 | 4:19.398 |
| 3 | | 1:47.518 | 41.575 | 36.073 | 29.870 | 193.2 | 6:06.916 |
| 4 | | 1:47.599 | 41.419 | 36.099 | 30.081 | 203.0 | 7:54.515 |
| 5 | | 1:48.672 | 41.712 | 36.669 | 30.291 | 203.3 | 9:43.187 |
| 6 | | 1:48.289 | 42.191 | 36.092 | 30.006 | 196.0 | 11:31.476 |
| 7 | | 1:48.508 | 41.528 | 35.914 | 31.066 | 198.5 | 13:19.984 |
| 8 | | 1:47.714 | 41.535 | 36.118 | 30.061 | 201.1 | 15:07.698 |
| 9 | | 1:48.108 | 41.520 | 36.234 | 30.354 | 208.8 | 16:55.806 |
| 10 | | 1:48.242 | 42.038 | 36.055 | 30.149 | 204.9 | 18:44.048 |

28 1 Jorge Otero Agreda
5 2 JORGE OTERO AGREDA

| Vta | D | Tiempo | Sector 1 | Sector 2 | Sector 3 | V.Max | Elapsed |
|-----|---|----------|----------|----------|----------|-------|-----------|
| 1 | | 1:50.381 | 45.800 | 35.003 | 29.578 | 133.1 | 1:50.381 |
| 2 | | 1:43.946 | 40.484 | 34.647 | 28.815 | 210.5 | 3:34.327 |
| 3 | | 1:43.803 | 40.299 | 34.562 | 28.942 | 213.0 | 5:18.130 |
| 4 | | 1:43.031 | 40.133 | 34.198 | 28.700 | 217.3 | 7:01.161 |
| 5 | | 1:43.174 | 40.145 | 34.279 | 28.750 | 211.3 | 8:44.335 |
| 6 | | 1:43.570 | 40.476 | 34.181 | 28.913 | 223.6 | 10:27.905 |
| 7 | | 1:43.707 | 40.350 | 34.304 | 29.053 | 201.4 | 12:11.612 |
| 8 | | 1:44.615 | 40.977 | 34.363 | 29.275 | 198.5 | 13:56.227 |
| 9 | | 1:44.270 | 40.676 | 34.427 | 29.167 | 204.5 | 15:40.497 |
| 10 | | 1:45.634 | 40.735 | 34.903 | 29.996 | 201.8 | 17:26.131 |

31 1 José R. Fernandez Sanchez
3 2 PARADINAS MOTORSPORT

| Vta | D | Tiempo | Sector 1 | Sector 2 | Sector 3 | V.Max | Elapsed |
|-----|---|----------|----------|----------|----------|-------|-----------|
| 1 | | 2:03.736 | 51.744 | 39.969 | 32.023 | 131.0 | 2:03.736 |
| 2 | | 1:55.162 | 43.924 | 39.209 | 32.029 | 184.6 | 3:58.898 |
| 3 | | 1:55.265 | 44.253 | 38.381 | 32.631 | 183.6 | 5:54.163 |
| 4 | | 1:55.219 | 44.884 | 38.409 | 31.926 | 164.1 | 7:49.382 |
| 5 | | 1:53.307 | 43.753 | 37.890 | 31.664 | 191.4 | 9:42.689 |
| 6 | | 1:53.755 | 43.949 | 38.303 | 31.503 | 177.9 | 11:36.444 |
| 7 | | 1:53.606 | 43.272 | 38.242 | 32.092 | 188.4 | 13:30.050 |
| 8 | | 1:54.289 | 44.238 | 38.353 | 31.698 | 185.5 | 15:24.339 |
| 9 | | 1:55.203 | 44.777 | 37.910 | 32.516 | 178.8 | 17:19.542 |

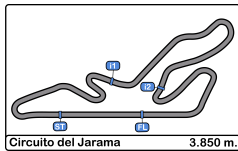
32 1 Juan Carlos Zorrilla Hierro
CL 2 EFICAR TEAM

| Vta | D | Tiempo | Sector 1 | Sector 2 | Sector 3 | V.Max | Elapsed |
|-----|---|----------|----------|----------|----------|-------|-----------|
| 1 | | 2:06.320 | 53.725 | 40.790 | 31.805 | 128.7 | 2:06.320 |
| 2 | | 1:57.516 | 44.071 | 40.212 | 33.233 | 191.4 | 4:03.836 |
| 3 | | 1:53.252 | 43.636 | 38.097 | 31.519 | 196.7 | 5:57.088 |
| 4 | | 1:53.476 | 43.714 | 38.281 | 31.481 | 203.3 | 7:50.564 |
| 5 | | 1:54.845 | 43.777 | 38.859 | 32.209 | 196.3 | 9:45.409 |
| 6 | | 1:53.820 | 43.838 | 38.682 | 31.300 | 198.8 | 11:39.229 |
| 7 | | 1:53.107 | 43.479 | 38.147 | 31.481 | 198.5 | 13:32.336 |
| 8 | | 1:53.055 | 43.567 | 37.959 | 31.529 | 201.4 | 15:25.391 |
| 9 | | 1:54.945 | 44.137 | 38.617 | 32.191 | 181.5 | 17:20.336 |

33 1 Juan Fco. Gastañaga Martinez
6A 2 A.D. DESGUACES LA TORRE

| Vta | D | Tiempo | Sector 1 | Sector 2 | Sector 3 | V.Max | Elapsed |
|-----|---|----------|----------|----------|----------|-------|-----------|
| 1 | | 1:50.869 | 45.191 | 36.318 | 29.360 | 124.2 | 1:50.869 |
| 2 | | 1:44.926 | 40.793 | 35.248 | 28.885 | 206.8 | 3:35.795 |
| 3 | | 1:43.723 | 40.464 | 34.691 | 28.568 | 196.0 | 5:19.518 |
| 4 | | 1:43.108 | 39.978 | 34.549 | 28.581 | 203.7 | 7:02.626 |
| 5 | | 1:43.460 | 40.087 | 34.493 | 28.880 | 206.1 | 8:46.086 |
| 6 | | 1:44.302 | 40.434 | 34.350 | 29.518 | 205.3 | 10:30.388 |
| 7 | | 1:45.159 | 41.523 | 34.602 | 29.034 | 200.3 | 12:15.547 |
| 8 | | 1:44.334 | 40.688 | 34.710 | 28.936 | 214.2 | 13:59.881 |
| 9 | | 1:44.340 | 40.761 | 34.659 | 28.920 | 206.8 | 15:44.221 |
| 10 | | 1:45.485 | 40.677 | 35.476 | 29.332 | 212.5 | 17:29.706 |





Circuito del Jarama

División 2

2ª Carrera

Tiempos Por Vuelta



34 1 Eloy Iñigo Varas SEAT LEON MK 1

4B 2 RACE

| Vta | D | Tiempo | Sector 1 | Sector 2 | Sector 3 | V.Max | Elapsed |
|-----|---|-----------------|---------------|---------------|---------------|-------|-----------|
| 1 | | 2:02.186 | 52.027 | 38.054 | 32.105 | 140.8 | 2:02.186 |
| 2 | | 1:54.198 | 43.933 | 38.611 | 31.654 | 192.8 | 3:56.384 |
| 3 | | 1:53.144 | 43.583 | 38.133 | 31.428 | 191.8 | 5:49.528 |
| 4 | | 1:53.172 | 43.592 | 38.092 | 31.488 | 195.2 | 7:42.700 |
| 5 | | 1:53.148 | 43.450 | 38.045 | 31.653 | 199.2 | 9:35.848 |
| 6 | | 1:54.405 | 43.695 | 39.090 | 31.620 | 197.8 | 11:30.253 |
| 7 | | 1:53.708 | 44.136 | 38.024 | 31.548 | 198.1 | 13:23.961 |
| 8 | | 1:52.131 | 42.985 | 37.941 | 31.205 | 201.1 | 15:16.092 |
| 9 | | 1:53.526 | 43.360 | 37.502 | 32.664 | 206.5 | 17:09.618 |
| 10 | | | 1:01.669 | 1:16.804 | | 154.5 | |

36 1 Daniel Cuadrado Torres BMW M3 E36

CL 2 DANIEL CUADRADO TORRES

| Vta | D | Tiempo | Sector 1 | Sector 2 | Sector 3 | V.Max | Elapsed |
|-----|---|-----------------|---------------|---------------|---------------|-------|-----------|
| 1 | | 2:01.187 | 50.134 | 38.876 | 32.177 | 143.8 | 2:01.187 |
| 2 | | 1:54.925 | 43.929 | 38.773 | 32.223 | 184.3 | 3:56.112 |
| 3 | | 1:55.511 | 44.971 | 38.681 | 31.859 | 170.3 | 5:51.623 |
| 4 | | 1:54.464 | 44.036 | 38.449 | 31.979 | 184.6 | 7:46.087 |
| 5 | | 1:54.977 | 44.792 | 38.395 | 31.790 | 188.1 | 9:41.064 |
| 6 | | 1:53.979 | 43.536 | 38.865 | 31.578 | 197.0 | 11:35.043 |
| 7 | | 1:54.575 | 43.471 | 39.009 | 32.095 | 200.7 | 13:29.618 |
| 8 | | 1:54.336 | 44.380 | 37.888 | 32.068 | 195.2 | 15:23.954 |
| 9 | | 1:55.238 | 44.569 | 37.757 | 32.912 | 186.8 | 17:19.192 |

41 1 Diego Blanco Torrecilla PORSCHE 928

CL 2 CLUB JARAMA SPORT

| Vta | D | Tiempo | Sector 1 | Sector 2 | Sector 3 | V.Max | Elapsed |
|-----|---|-----------------|---------------|---------------|---------------|-------|-----------|
| 1 | | 2:01.933 | 50.986 | 38.410 | 32.537 | 147.1 | 2:01.933 |
| 2 | | 1:56.380 | 45.435 | 38.791 | 32.154 | 190.1 | 3:58.313 |
| 3 | | 1:55.447 | 44.448 | 38.350 | 32.649 | 188.4 | 5:53.760 |
| 4 | | 1:54.945 | 44.496 | 38.274 | 32.175 | 190.8 | 7:48.705 |
| 5 | | 1:53.398 | 43.984 | 37.535 | 31.879 | 201.8 | 9:42.103 |
| 6 | | 1:53.594 | 44.152 | 37.615 | 31.827 | 202.2 | 11:35.697 |
| 7 | | 1:53.516 | 43.549 | 37.438 | 32.529 | 197.8 | 13:29.213 |
| 8 | | 1:54.405 | 44.445 | 37.483 | 32.477 | 202.6 | 15:23.618 |
| 9 | | 1:55.181 | 44.596 | 37.596 | 32.989 | 196.0 | 17:18.799 |

44 1 Philipp Sebastián Smaali SEAT LEON MK2

5 2 C.D.E. ULTIMA VUELTA

| Vta | D | Tiempo | Sector 1 | Sector 2 | Sector 3 | V.Max | Elapsed |
|-----|---|-----------------|---------------|---------------|---------------|-------|-----------|
| 1 | | 2:08.323 | 56.176 | 40.351 | 31.796 | 138.1 | 2:08.323 |
| 2 | | 1:54.827 | 42.742 | 39.739 | 32.346 | 207.6 | 4:03.150 |
| 3 | | 1:51.343 | 42.515 | 36.545 | 32.283 | 197.4 | 5:54.493 |
| 4 | | 1:51.999 | 43.957 | 37.408 | 30.634 | 204.5 | 7:46.492 |
| 5 | | 1:50.817 | 42.906 | 36.781 | 31.130 | 221.3 | 9:37.309 |
| 6 | | 1:51.080 | 42.435 | 37.808 | 30.837 | 208.0 | 11:28.389 |
| 7 | | 1:51.877 | 42.940 | 36.718 | 32.219 | 195.6 | 13:20.266 |
| 8 | | 1:50.780 | 42.731 | 37.031 | 31.018 | 206.5 | 15:11.046 |
| 9 | | 1:50.634 | 42.786 | 36.925 | 30.923 | 201.1 | 17:01.680 |
| 10 | | 1:50.874 | 42.492 | 37.228 | 31.154 | 203.7 | 18:52.554 |

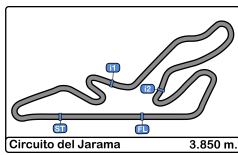
48 1 José Luis Crespillo PEUGEOT 207 1.6

Calderon

3 2 CLUB AUTOMOVIL SIERO

| Vta | D | Tiempo | Sector 1 | Sector 2 | Sector 3 | V.Max | Elapsed |
|-----|---|-----------------|---------------|---------------|---------------|-------|-----------|
| 1 | | 2:10.986 | 55.302 | 42.309 | 33.375 | 131.8 | 2:10.986 |
| 2 | | 8:40.209 P | 6:32.059 | 1:00.999 | 1:07.151 | 197.0 | 10:51.195 |





Circuito del Jarama

División 2

2ª Carrera

Análisis



| Num | Tiempo Vta. | Dif. 1º |
|-----|-------------|---------|
|-----|-------------|---------|

Vta 1

| | | |
|----|----------|--------|
| 21 | 1:43.386 | |
| 15 | 1:48.130 | 04.744 |
| 6 | 1:50.244 | 06.858 |
| 28 | 1:50.381 | 06.995 |
| 33 | 1:50.869 | 07.483 |
| 22 | 1:52.144 | 08.758 |
| 4 | 1:52.590 | 09.204 |
| 19 | 1:52.919 | 09.533 |
| 13 | 1:55.749 | 12.363 |
| 8 | 1:56.605 | 13.219 |
| 1 | 2:00.832 | 17.446 |
| 36 | 2:01.187 | 17.801 |
| 41 | 2:01.933 | 18.547 |
| 34 | 2:02.186 | 18.800 |
| 31 | 2:03.736 | 20.350 |
| 32 | 2:06.320 | 22.934 |
| 44 | 2:08.323 | 24.937 |
| 3 | 2:08.379 | 24.993 |
| 48 | 2:10.986 | 27.600 |
| 23 | 2:30.187 | 46.801 |

| Num | Tiempo Vta. | Dif. 1º |
|-----|-------------|---------|
|-----|-------------|---------|

Vta 2

| | | |
|----|----------|--------|
| 21 | 1:43.024 | |
| 15 | 1:44.535 | 06.255 |
| 28 | 1:43.946 | 07.917 |
| 33 | 1:44.926 | 09.385 |
| 22 | 1:46.619 | 12.353 |
| 6 | 1:49.821 | 13.655 |
| 4 | 1:47.762 | 13.942 |
| 19 | 1:47.749 | 14.258 |
| 1 | 1:43.234 | 17.656 |
| 13 | 1:49.731 | 19.070 |
| 8 | 1:49.340 | 19.535 |
| 36 | 1:54.925 | 29.702 |
| 34 | 1:54.198 | 29.974 |
| 41 | 1:56.380 | 31.903 |
| 31 | 1:55.162 | 32.488 |
| 44 | 1:54.827 | 36.740 |
| 32 | 1:57.516 | 37.426 |

| | | |
|----|----------|--------|
| 3 | 1:56.217 | 38.186 |
| 23 | 1:49.211 | 52.988 |

| Num | Tiempo Vta. | Dif. 1º |
|-----|-------------|---------|
|-----|-------------|---------|

Vta 3

| | | |
|----|----------|--------|
| 21 | 1:43.067 | |
| 15 | 1:44.406 | 07.594 |
| 28 | 1:43.803 | 08.653 |
| 33 | 1:43.723 | 10.041 |
| 22 | 1:46.370 | 15.656 |
| 1 | 1:43.186 | 17.775 |
| 6 | 1:48.328 | 18.916 |
| 4 | 1:48.078 | 18.953 |
| 19 | 1:47.909 | 19.100 |
| 8 | 1:48.776 | 25.244 |
| 13 | 1:50.968 | 26.971 |
| 34 | 1:53.144 | 40.051 |
| 36 | 1:55.511 | 42.146 |
| 41 | 1:55.447 | 44.283 |
| 31 | 1:55.265 | 44.686 |
| 44 | 1:51.343 | 45.016 |
| 32 | 1:53.252 | 47.611 |
| 3 | 1:54.634 | 49.753 |
| 23 | 1:47.518 | 57.439 |

| Num | Tiempo Vta. | Dif. 1º |
|-----|-------------|---------|
|-----|-------------|---------|

Vta 4

| | | |
|----|----------|--------|
| 21 | 1:42.659 | |
| 15 | 1:43.466 | 08.401 |
| 28 | 1:43.031 | 09.025 |
| 33 | 1:43.108 | 10.490 |
| 1 | 1:41.645 | 16.761 |
| 22 | 1:46.398 | 19.395 |
| 4 | 1:47.051 | 23.345 |
| 19 | 1:47.332 | 23.773 |
| 6 | 1:49.266 | 25.523 |
| 8 | 1:45.743 | 28.328 |
| 13 | 1:50.516 | 34.828 |
| 34 | 1:53.172 | 50.564 |
| 36 | 1:54.464 | 53.951 |
| 44 | 1:51.999 | 54.356 |
| 41 | 1:54.945 | 56.569 |
| 31 | 1:55.219 | 57.246 |

| | | |
|----|----------|----------|
| 32 | 1:53.476 | 58.428 |
| 3 | 1:54.504 | 1:01.598 |
| 23 | 1:47.599 | 1:02.379 |

| Num | Tiempo Vta. | Dif. 1º |
|-----|-------------|---------|
|-----|-------------|---------|

Vta 5

| | | |
|----|----------|----------|
| 21 | 1:42.904 | |
| 15 | 1:43.482 | 08.979 |
| 28 | 1:43.174 | 09.295 |
| 33 | 1:43.460 | 11.046 |
| 1 | 1:40.653 | 14.510 |
| 22 | 1:46.308 | 22.799 |
| 19 | 1:46.080 | 26.949 |
| 6 | 1:48.051 | 30.670 |
| 4 | 1:51.305 | 31.746 |
| 8 | 1:47.068 | 32.492 |
| 13 | 1:52.210 | 44.134 |
| 34 | 1:53.148 | 1:00.808 |
| 44 | 1:50.817 | 1:02.269 |
| 36 | 1:54.977 | 1:06.024 |
| 41 | 1:53.398 | 1:07.063 |
| 31 | 1:53.307 | 1:07.649 |
| 23 | 1:48.672 | 1:08.147 |
| 32 | 1:54.845 | 1:10.369 |
| 3 | 1:56.150 | 1:14.844 |

| Num | Tiempo Vta. | Dif. 1º |
|-----|-------------|---------|
|-----|-------------|---------|

Vta 6

| | | |
|----|----------|----------|
| 21 | 1:42.717 | |
| 28 | 1:43.570 | 10.148 |
| 15 | 1:45.465 | 11.727 |
| 33 | 1:44.302 | 12.631 |
| 1 | 1:41.091 | 12.884 |
| 22 | 1:46.254 | 26.336 |
| 19 | 1:45.863 | 30.095 |
| 48 | 8:40.209 | 4 Laps |
| 6 | 1:46.437 | 34.390 |
| 4 | 1:47.384 | 36.413 |
| 8 | 1:47.581 | 37.356 |
| 13 | 1:51.207 | 52.624 |
| 44 | 1:51.080 | 1:10.632 |
| 34 | 1:54.405 | 1:12.496 |
| 23 | 1:48.289 | 1:13.719 |

| | | |
|----|----------|----------|
| 36 | 1:53.979 | 1:17.286 |
| 41 | 1:53.594 | 1:17.940 |
| 31 | 1:53.755 | 1:18.687 |
| 32 | 1:53.820 | 1:21.472 |
| 3 | 1:54.507 | 1:26.634 |

| Num | Tiempo Vta. | Dif. 1º |
|-----|-------------|---------|
|-----|-------------|---------|

Vta 7

| | | |
|----|----------|----------|
| 21 | 1:42.730 | |
| 28 | 1:43.707 | 11.125 |
| 1 | 1:41.431 | 11.585 |
| 15 | 1:45.621 | 14.618 |
| 33 | 1:45.159 | 15.060 |
| 22 | 1:46.266 | 29.872 |
| 19 | 1:46.229 | 33.594 |
| 6 | 1:46.717 | 38.377 |
| 4 | 1:49.552 | 43.235 |
| 8 | 1:48.834 | 43.460 |
| 13 | 1:51.420 | 1:01.314 |
| 23 | 1:48.508 | 1:19.497 |
| 44 | 1:51.877 | 1:19.779 |
| 34 | 1:53.708 | 1:23.474 |
| 41 | 1:53.516 | 1:28.726 |
| 36 | 1:54.575 | 1:29.131 |
| 31 | 1:53.606 | 1:29.563 |
| 32 | 1:53.107 | 1:31.849 |
| 3 | 1:55.785 | 1:39.689 |

| Num | Tiempo Vta. | Dif. 1º |
|-----|-------------|---------|
|-----|-------------|---------|

Vta 8

| | | |
|----|----------|----------|
| 21 | 1:42.795 | |
| 1 | 1:41.615 | 10.405 |
| 28 | 1:44.615 | 12.945 |
| 15 | 1:43.423 | 15.246 |
| 33 | 1:44.334 | 16.599 |
| 22 | 1:46.093 | 33.170 |
| 19 | 1:45.626 | 36.425 |
| 6 | 1:46.497 | 42.079 |
| 8 | 1:46.515 | 47.180 |
| 4 | 1:50.056 | 50.496 |
| 13 | 1:49.410 | 1:07.929 |
| 23 | 1:47.714 | 1:24.416 |
| 44 | 1:50.780 | 1:27.764 |

| | | |
|----|----------|----------|
| 34 | 1:52.131 | 1:32.810 |
| 41 | 1:54.405 | 1:40.336 |
| 36 | 1:54.336 | 1:40.672 |
| 31 | 1:54.289 | 1:41.057 |
| 32 | 1:53.055 | 1:42.109 |

| Num | Tiempo Vta. | Dif. 1º |
|-----|-------------|---------|
|-----|-------------|---------|

Vta 9

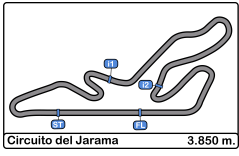
| | | |
|----|----------|----------|
| 21 | 1:42.602 | |
| 1 | 1:40.843 | 08.646 |
| 3 | 1:58.597 | 1 Lap |
| 28 | 1:44.270 | 14.613 |
| 15 | 1:44.389 | 17.033 |
| 33 | 1:44.340 | 18.337 |
| 22 | 1:45.822 | 36.390 |
| 19 | 1:46.118 | 39.941 |
| 6 | 1:47.462 | 46.939 |
| 8 | 1:47.164 | 51.742 |
| 4 | 1:49.813 | 57.707 |
| 13 | 1:51.366 | 1:16.693 |
| 23 | 1:48.108 | 1:29.922 |
| 44 | 1:50.634 | 1:35.796 |
| 34 | 1:53.526 | 1:43.734 |

| Num | Tiempo Vta. | Dif. 1º |
|-----|-------------|---------|
|-----|-------------|---------|

Vta 10

| | | |
|----|----------|----------|
| 21 | 1:43.914 | |
| 1 | 1:43.117 | 07.849 |
| 41 | 1:55.181 | 1 Lap |
| 36 | 1:55.238 | 1 Lap |
| 31 | 1:55.203 | 1 Lap |
| 32 | 1:54.945 | 1 Lap |
| 28 | 1:45.634 | 16.333 |
| 33 | 1:45.485 | 19.908 |
| 15 | 1:47.638 | 20.757 |
| 3 | 1:59.715 | 1 Lap |
| 22 | 1:46.205 | 38.681 |
| 19 | 1:46.112 | 42.139 |
| 6 | 1:46.670 | 49.695 |
| 8 | 1:48.269 | 56.097 |
| 4 | 1:50.738 | 1:04.531 |
| 13 | 1:50.898 | 1:23.677 |
| 23 | 1:48.242 | 1:34.250 |





Circuito del Jarama

División 2

2ª Carrera

Análisis



| | | |
|----|----------|----------|
| 44 | 1:50.874 | 1:42.756 |
|----|----------|----------|





Circuito del Jarama

División 2

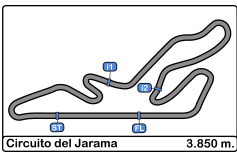
2ª Carrera

Mejores Sectores



| Sector - 1 | | | | Sector - 2 | | | | Sector - 3 | | | | Vuelta Ideal vs Mejor Vuelta | | | | | |
|------------|----|------------------------------|--------|------------|------------------------------|----------|----|------------------------------|----------|------|----|------------------------------|------------|----------|------|--|--|
| Clas | Nº | Piloto | Tiempo | Nº | Piloto | Tiempo | Nº | Piloto | Tiempo | Clas | Nº | Piloto | Vta. Ideal | Mejor V. | Clas | | |
| 1 | 1 | Ismael Arquero Saz | 39.130 | 1 | Ismael Arquero Saz | 33.038 | 1 | Ismael Arquero Saz | 28.071 | 1 | 1 | Ismael Arquero Saz | 1:40.239 | 1:40.653 | 1 | | |
| 2 | 21 | José De Los Milagros Viñegla | 39.511 | 21 | José De Los Milagros Viñegla | 34.126 | 33 | Juan Fco. Gastañaga | 28.568 | 2 | 21 | José De Los Milagros Viñegla | 1:42.280 | 1:42.602 | 2 | | |
| 3 | 15 | Carlos Esteban Garcia | 39.866 | 28 | Jorge Otero Agreda | 34.181 | 21 | José De Los Milagros Viñegla | 28.643 | 3 | 33 | Juan Fco. Gastañaga | 1:42.896 | 1:43.108 | 4 | | |
| 4 | 33 | Juan Fco. Gastañaga | 39.978 | 33 | Juan Fco. Gastañaga | 34.350 | 28 | Jorge Otero Agreda | 28.700 | 4 | 28 | Jorge Otero Agreda | 1:43.014 | 1:43.031 | 3 | | |
| 5 | 28 | Jorge Otero Agreda | 40.133 | 15 | Carlos Esteban Garcia | 34.411 | 15 | Carlos Esteban Garcia | 28.914 | 5 | 15 | Carlos Esteban Garcia | 1:43.191 | 1:43.423 | 5 | | |
| 6 | 19 | Enrique Hernando Alonso | 40.628 | 6 | Francisco Comendador | 35.037 | 8 | Luis Garcia Garcia | 29.585 | 6 | 19 | Enrique Hernando Alonso | 1:45.557 | 1:45.626 | 6 | | |
| 7 | 22 | Sergi Morera Hernande | 40.683 | 8 | Luis Garcia Garcia | 35.171 | 19 | Enrique Hernando Alonso | 29.655 | 7 | 22 | Sergi Morera Hernande | 1:45.661 | 1:45.822 | 8 | | |
| 8 | 8 | Luis Garcia Garcia | 40.987 | 22 | Sergi Morera Hernande | 35.178 | 6 | Francisco Comendador | 29.697 | 8 | 8 | Luis Garcia Garcia | 1:45.743 | 1:45.743 | 7 | | |
| 9 | 6 | Francisco Comendador | 41.231 | 19 | Enrique Hernando Alonso | 35.274 | 22 | Sergi Morera Hernande | 29.800 | 9 | 6 | Francisco Comendador | 1:45.965 | 1:46.437 | 9 | | |
| 10 | 4 | Israel De Ana Morales | 41.316 | 4 | Israel De Ana Morales | 35.773 | 4 | Israel De Ana Morales | 29.806 | 10 | 4 | Israel De Ana Morales | 1:46.895 | 1:47.051 | 10 | | |
| 11 | 23 | Fernando J. Bea Marto | 41.419 | 23 | Fernando J. Bea Marto | 35.914 | 23 | Fernando J. Bea Marto | 29.870 | 11 | 23 | Fernando J. Bea Marto | 1:47.203 | 1:47.518 | 11 | | |
| 12 | 13 | Luis Ruiz Moya | 41.883 | 13 | Luis Ruiz Moya | 36.495 | 13 | Luis Ruiz Moya | 30.481 | 12 | 13 | Luis Ruiz Moya | 1:48.859 | 1:49.410 | 12 | | |
| 13 | 44 | Philipp Sebastián Smaali | 42.435 | 44 | Philipp Sebastián Smaali | 36.545 | 44 | Philipp Sebastián Smaali | 30.634 | 13 | 44 | Philipp Sebastián Smaali | 1:49.614 | 1:50.634 | 13 | | |
| 14 | 34 | Eloy Iñigo Varas | 42.985 | 41 | Diego Blanco Torrecilla | 37.438 | 34 | Eloy Iñigo Varas | 31.205 | 14 | 34 | Eloy Iñigo Varas | 1:51.692 | 1:52.131 | 14 | | |
| 15 | 31 | José R. Fernandez | 43.272 | 34 | Eloy Iñigo Varas | 37.502 | 32 | Juan Carlos Zorrilla Hierro | 31.300 | 15 | 31 | José R. Fernandez | 1:52.665 | 1:53.307 | 16 | | |
| 16 | 36 | Daniel Cuadrado Torre | 43.471 | 36 | Daniel Cuadrado Torre | 37.757 | 31 | José R. Fernandez | 31.503 | 16 | 32 | Juan Carlos Zorrilla Hierro | 1:52.738 | 1:53.055 | 15 | | |
| 17 | 32 | Juan Carlos Zorrilla Hierro | 43.479 | 31 | José R. Fernandez | 37.890 | 36 | Daniel Cuadrado Torre | 31.578 | 17 | 36 | Daniel Cuadrado Torre | 1:52.806 | 1:53.979 | 18 | | |
| 18 | 41 | Diego Blanco Torrecilla | 43.549 | 32 | Juan Carlos Zorrilla Hierro | 37.959 | 3 | Lucas Gonzalez-Anleo | 31.626 | 18 | 41 | Diego Blanco Torrecilla | 1:52.814 | 1:53.398 | 17 | | |
| 19 | 3 | Lucas Gonzalez-Anleo | 43.884 | 3 | Lucas Gonzalez-Anleo | 38.530 | 41 | Diego Blanco Torrecilla | 31.827 | 19 | 3 | Lucas Gonzalez-Anleo | 1:54.040 | 1:54.504 | 19 | | |
| 20 | 20 | Mario Alberto Moreno Rojas | 52.892 | 48 | José Luis Crespillo Calderon | 42.309 | 48 | José Luis Crespillo Calderon | 33.375 | 20 | 48 | José Luis Crespillo Calderon | 2:10.986 | 2:10.986 | 20 | | |
| 21 | 48 | José Luis Crespillo Calderon | 55.302 | 20 | Mario Alberto Moreno Rojas | Transpon | 20 | Mario Alberto Moreno Rojas | Transpon | 21 | 20 | Mario Alberto Moreno Rojas | Transpon | Transpo | 21 | | |





Circuito del Jarama

División 2

2ª Carrera

Secuencia Lider



| <u>Nº</u> | <u>Concursante</u> | <u>Piloto 1</u> | <u>Piloto 2</u> | <u>Vehiculo</u> | <u>Cat</u> | <u>Vta. Inici</u> | <u>Vta. Fin</u> | <u>Vtas.</u> | <u>Total Vtas.</u> |
|-----------|--------------------|------------------------------|-----------------|-----------------|------------|-------------------|-----------------|--------------|--------------------|
| 21 | RACE | José De Los Milagros Viñegla | | SUBARU WRX STi | 5 | 1 | 10 | 10 | 10 |





Circuito del Jarama

División 2

2ª Carrera

5 Mejores Tiempos



| Cl | Nº | Concursante | Piloto 1 | Piloto 2 | Vehiculo | Cat | Cl | Mejor 1 | | Mejor 2 | | Mejor 3 | | Mejor 4 | | Mejor 5 | |
|----|----|-------------------------|------------------------------|----------|------------------------|-----|----|----------|------|----------|------|----------|------|----------|------|----------|------|
| | | | | | | | | Tiempo | Vta. | Tiempo | Vta. | Tiempo | Vta. | Tiempo | Vta. | Tiempo | Vta. |
| 1 | 1 | R A C E | Ismael Arquero Saz | | PORSCHE 996 GT2 | 6B | 1 | 1:40.653 | 5 | 1:40.843 | 9 | 1:41.091 | 6 | 1:41.431 | 7 | 1:41.615 | 8 |
| 2 | 21 | R A C E | José De Los Milagros Viñegla | | SUBARU WRX STi | 5 | 1 | 1:42.602 | 9 | 1:42.659 | 4 | 1:42.717 | 6 | 1:42.730 | 7 | 1:42.795 | 8 |
| 3 | 28 | JORGE OTERO AGREDA | Jorge Otero Agreda | | SEAT LEON MK2 | 5 | 2 | 1:43.031 | 4 | 1:43.174 | 5 | 1:43.570 | 6 | 1:43.707 | 7 | 1:43.803 | 3 |
| 4 | 33 | A.D. DESGUACES LA TORRE | Juan Fco. Gastañaga Martinez | | CUPRA TCR | 6A | 1 | 1:43.108 | 4 | 1:43.460 | 5 | 1:43.723 | 3 | 1:44.302 | 6 | 1:44.334 | 8 |
| 5 | 15 | A.D. DESGUACES LA TORRE | Carlos Esteban Garcia | | PEUGEOT 308 Racing Cup | 5 | 3 | 1:43.423 | 8 | 1:43.466 | 4 | 1:43.482 | 5 | 1:44.389 | 9 | 1:44.406 | 3 |
| 6 | 19 | SMC Junior Motorsport | Enrique Hernando Alonso | | PEUGEOT RCZ RACING K | 4 | 1 | 1:45.626 | 8 | 1:45.863 | 6 | 1:46.080 | 5 | 1:46.112 | 10 | 1:46.118 | 9 |
| 7 | 8 | ESCUADERIA LE MANS | Luis Garcia Garcia | | CUPRA TCR | 6A | 2 | 1:45.743 | 4 | 1:46.515 | 8 | 1:47.068 | 5 | 1:47.164 | 9 | 1:47.581 | 6 |
| 8 | 22 | SMC Junior Motorsport | Sergi Morera Hernandez | | PEUGEOT RCZ RACING K | 4 | 2 | 1:45.822 | 9 | 1:46.093 | 8 | 1:46.205 | 10 | 1:46.254 | 6 | 1:46.266 | 7 |
| 9 | 6 | C.D.E. DEYSCOM SPORT | Francisco Comendador Romero | | SUBARU WRX Sti | 5 | 4 | 1:46.437 | 6 | 1:46.497 | 8 | 1:46.670 | 10 | 1:46.717 | 7 | 1:47.462 | 9 |
| 10 | 4 | ISRAEL DE ANA MORALES | Israel De Ana Morales | | SEAT LEON MK2 | 5 | 5 | 1:47.051 | 4 | 1:47.384 | 6 | 1:47.762 | 2 | 1:48.078 | 3 | 1:49.552 | 7 |
| 11 | 23 | C.D.E. ULTIMA VUELTA | Fernando J. Bea Marton | | SEAT LEON MK2 | 5 | 6 | 1:47.518 | 3 | 1:47.599 | 4 | 1:47.714 | 8 | 1:48.108 | 9 | 1:48.242 | 10 |
| 12 | 13 | C.D.E. ULTIMA VUELTA | Luis Ruiz Moya | | SEAT LEON MK2 | 5 | 7 | 1:49.410 | 8 | 1:49.731 | 2 | 1:50.516 | 4 | 1:50.898 | 10 | 1:50.968 | 3 |
| 13 | 44 | C.D.E. ULTIMA VUELTA | Philipp Sebastián Smaali | | SEAT LEON MK2 | 5 | 8 | 1:50.634 | 9 | 1:50.780 | 8 | 1:50.817 | 5 | 1:50.874 | 10 | 1:51.080 | 6 |
| 14 | 34 | R A C E | Eloy Iñigo Varas | | SEAT LEON MK 1 | 4B | 1 | 1:52.131 | 8 | 1:53.144 | 3 | 1:53.148 | 5 | 1:53.172 | 4 | 1:53.526 | 9 |
| 15 | 32 | EFICAR TEAM | Juan Carlos Zorrilla Hierro | | PORSCHE 968 | CL | 1 | 1:53.055 | 8 | 1:53.107 | 7 | 1:53.252 | 3 | 1:53.476 | 4 | 1:53.820 | 6 |
| 16 | 31 | PARADINAS MOTORSPORT | José R. Fernandez Sanchez | | PEUGEOT 207 THP | 3 | 1 | 1:53.307 | 5 | 1:53.606 | 7 | 1:53.755 | 6 | 1:54.289 | 8 | 1:55.162 | 2 |
| 17 | 41 | CLUB JARAMA SPORT | Diego Blanco Torrecilla | | PORSCHE 928 | CL | 2 | 1:53.398 | 5 | 1:53.516 | 7 | 1:53.594 | 6 | 1:54.405 | 8 | 1:54.945 | 4 |
| 18 | 36 | DANIEL CUADRADO TORRE | Daniel Cuadrado Torres | | BMW M3 E36 | CL | 3 | 1:53.979 | 6 | 1:54.336 | 8 | 1:54.464 | 4 | 1:54.575 | 7 | 1:54.925 | 2 |
| 19 | 3 | A.E.C.D. | Lucas Gonzalez-Anleo Polo | | PORSCHE 968 CS | CL | 4 | 1:54.504 | 4 | 1:54.507 | 6 | 1:54.634 | 3 | 1:55.785 | 7 | 1:56.150 | 5 |
| 20 | 48 | CLUB AUTOMOVIL SIERO | José Luis Crespillo Calderon | | PEUGEOT 207 1.6 | 3 | 2 | 2:10.986 | 1 | 8:40.209 | 2 | | | | | | |
| 21 | 20 | SMC Junior Motorsport | Mario Alberto Moreno Rojas | | RENAULT CLIO CUP III | 3 | 3 | | | | | | | | | | |





Circuito del Jarama

División 2

2ª Carrera

5 Mejores Velocidades



| Cl | Nº | Concursante | Piloto 1 | Piloto 2 | Vehiculo | Cat | Cl | V. Max. 1 | | V. Max. 2 | | V. Max. 3 | | V. Max. 4 | | V. Max. 5 | | Avg |
|----|----|-------------------------|------------------------------|----------|------------------------|-----|----|-----------|------|-----------|------|-----------|------|-----------|------|-----------|------|-------|
| | | | | | | | | Km/h | Vta. | Km/h | Vta. | Km/h | Vta. | Km/h | Vta. | Km/h | Vta. | |
| 1 | 1 | R A C E | Ismael Arquero Saz | | PORSCHE 996 GT2 | 6B | 1 | 237.8 | 4 | 230.2 | 5 | 228.3 | 2 | 226.4 | 8 | 225.9 | 9 | 229.7 |
| 2 | 6 | C.D.E. DEYSCOM SPORT | Francisco Comendador Romero | | SUBARU WRX Sti | 5 | 1 | 224.0 | 3 | 219.5 | 10 | 215.5 | 6 | 214.2 | 7 | 214.2 | 8 | 217.5 |
| 3 | 28 | JORGE OTERO AGREDA | Jorge Otero Agreda | | SEAT LEON MK2 | 5 | 2 | 223.6 | 6 | 217.3 | 4 | 213.0 | 3 | 211.3 | 5 | 210.5 | 2 | 215.1 |
| 4 | 44 | C.D.E. ULTIMA VUELTA | Philipp Sebastián Smaali | | SEAT LEON MK2 | 5 | 3 | 221.3 | 5 | 208.0 | 6 | 207.6 | 2 | 206.5 | 8 | 204.5 | 4 | 209.6 |
| 5 | 19 | SMC Junior Motorsport | Enrique Hernando Alonso | | PEUGEOT RCZ RACING K | 4 | 1 | 219.9 | 2 | 216.0 | 6 | 216.0 | 10 | 215.5 | 7 | 215.1 | 9 | 216.5 |
| 6 | 13 | C.D.E. ULTIMA VUELTA | Luis Ruiz Moya | | SEAT LEON MK2 | 5 | 4 | 219.0 | 9 | 218.6 | 7 | 217.3 | 8 | 216.4 | 2 | 213.4 | 3 | 216.9 |
| 7 | 21 | R A C E | José De Los Milagros Viñegla | | SUBARU WRX STi | 5 | 5 | 217.3 | 9 | 216.8 | 4 | 216.8 | 8 | 214.7 | 7 | 214.2 | 2 | 216.0 |
| 8 | 4 | ISRAEL DE ANA MORALES | Israel De Ana Morales | | SEAT LEON MK2 | 5 | 6 | 215.5 | 5 | 210.5 | 7 | 209.7 | 10 | 208.8 | 3 | 206.1 | 6 | 210.1 |
| 9 | 15 | A.D. DESGUACES LA TORRE | Carlos Esteban Garcia | | PEUGEOT 308 Racing Cup | 5 | 7 | 215.1 | 10 | 214.2 | 5 | 214.2 | 6 | 214.2 | 8 | 213.8 | 2 | 214.3 |
| 10 | 22 | SMC Junior Motorsport | Sergi Morera Hernandez | | PEUGEOT RCZ RACING K | 4 | 2 | 215.1 | 3 | 214.2 | 2 | 214.2 | 9 | 213.8 | 5 | 213.8 | 6 | 214.2 |
| 11 | 33 | A.D. DESGUACES LA TORRE | Juan Fco. Gastañaga Martinez | | CUPRA TCR | 6A | 1 | 214.2 | 8 | 212.5 | 10 | 206.8 | 2 | 206.8 | 9 | 206.1 | 5 | 209.3 |
| 12 | 23 | C.D.E. ULTIMA VUELTA | Fernando J. Bea Marton | | SEAT LEON MK2 | 5 | 8 | 208.8 | 9 | 204.9 | 10 | 203.3 | 5 | 203.0 | 4 | 201.1 | 8 | 204.2 |
| 13 | 3 | A.E.C.D. | Lucas Gonzalez-Anleo Polo | | PORSCHE 968 CS | CL | 1 | 207.2 | 5 | 204.5 | 7 | 203.7 | 6 | 198.1 | 2 | 196.3 | 9 | 202.0 |
| 14 | 34 | R A C E | Eloy Iñigo Varas | | SEAT LEON MK 1 | 4B | 1 | 206.5 | 9 | 201.1 | 8 | 199.2 | 5 | 198.1 | 7 | 197.8 | 6 | 200.5 |
| 15 | 8 | ESCUADERIA LE MANS | Luis Garcia Garcia | | CUPRA TCR | 6A | 2 | 204.9 | 6 | 203.3 | 9 | 202.6 | 10 | 201.1 | 5 | 199.6 | 4 | 202.3 |
| 16 | 32 | EFICAR TEAM | Juan Carlos Zorrilla Hierro | | PORSCHE 968 | CL | 2 | 203.3 | 4 | 201.4 | 8 | 198.8 | 6 | 198.5 | 7 | 196.7 | 3 | 199.8 |
| 17 | 41 | CLUB JARAMA SPORT | Diego Blanco Torrecilla | | PORSCHE 928 | CL | 3 | 202.6 | 8 | 202.2 | 6 | 201.8 | 5 | 197.8 | 7 | 196.0 | 9 | 200.1 |
| 18 | 36 | DANIEL CUADRADO TORRE | Daniel Cuadrado Torres | | BMW M3 E36 | CL | 4 | 200.7 | 7 | 197.0 | 6 | 195.2 | 8 | 188.1 | 5 | 186.8 | 9 | 193.6 |
| 19 | 48 | CLUB AUTOMOVIL SIERO | José Luis Crespillo Calderon | | PEUGEOT 207 1.6 | 3 | 1 | 197.0 | 2 | 131.8 | 1 | | | | | | | 164.4 |
| 20 | 31 | PARADINAS MOTORSPORT | José R. Fernandez Sanchez | | PEUGEOT 207 THP | 3 | 2 | 191.4 | 5 | 188.4 | 7 | 185.5 | 8 | 184.6 | 2 | 183.6 | 3 | 186.7 |
| 21 | 20 | SMC Junior Motorsport | Mario Alberto Moreno Rojas | | RENAULT CLIO CUP III | 3 | 3 | 133.9 | 1 | | | | | | | | | 133.9 |



Circuito del Jarama

División 2

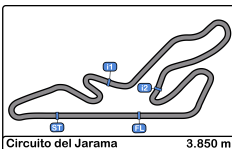
2ª Carrera

Secuencia Vueltas Rápidas



| <u>Vta.</u> | <u>Hora Día</u> | <u>Tiempo Sesión</u> | <u>Nº</u> | <u>Concursante</u> | <u>Piloto 1</u> | <u>Piloto 2</u> | <u>Vehículo</u> | <u>Cat</u> | <u>Tiempo</u> | <u>Km/h</u> |
|-------------|-----------------|----------------------|-----------|--------------------|------------------------------|-----------------|-----------------|------------|---------------|-------------|
| 2 | 18:09:12.716 | 3:26.716 | 21 | R A C E | José De Los Milagros Viñegla | | SUBARU WRX STi | 5 | 1:43.024 | 134.5 |
| 4 | 18:12:38.442 | 6:52.442 | 21 | R A C E | José De Los Milagros Viñegla | | SUBARU WRX STi | 5 | 1:42.659 | 135.0 |
| 4 | 18:12:55.203 | 7:09.203 | 1 | R A C E | Ismael Arquero Saz | | PORSCHE 996 GT2 | 6B | 1:41.645 | 136.3 |
| 5 | 18:14:35.856 | 8:49.856 | 1 | R A C E | Ismael Arquero Saz | | PORSCHE 996 GT2 | 6B | 1:40.653 | 137.7 |





Circuito del Jarama

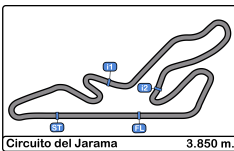
División 2

2ª Carrera

Mejor Maxima Velocidad del Evento



| Nº | Concursante | Piloto 1 | Piloto 2 | Vehiculo | Cat | Km/h | Sesión |
|----|-------------------------|------------------------------|----------|------------------------|-----|-------|----------------------------|
| 1 | R A C E | Ismael Arquero Saz | | PORSCHE 996 GT2 | 6B | 246.5 | Entrenamiento cronometrado |
| 6 | C.D.E. DEYSCOM SPORT | Francisco Comendador | | SUBARU WRX Sti | 5 | 224.0 | 2ª Carrera |
| 28 | JORGE OTERO AGREDA | Jorge Otero Agreda | | SEAT LEON MK2 | 5 | 223.6 | 2ª Carrera |
| 13 | C.D.E. ULTIMA VUELTA | Luis Ruiz Moya | | SEAT LEON MK2 | 5 | 221.7 | Entrenamiento OPTATIVO - 2 |
| 21 | R A C E | José De Los Milagros Viñegla | | SUBARU WRX STi | 5 | 221.3 | Entrenamiento cronometrado |
| 44 | C.D.E. ULTIMA VUELTA | Philipp Sebastián Smaali | | SEAT LEON MK2 | 5 | 221.3 | 2ª Carrera |
| 15 | A.D. DESGUACES LA TORRE | Carlos Esteban Garcia | | PEUGEOT 308 Racing Cup | 5 | 220.8 | 1ª Carrera |
| 19 | SMC Junior Motorsport | Enrique Hernando Alonso | | PEUGEOT RCZ RACING K | 4 | 219.9 | 1ª Carrera |
| 22 | SMC Junior Motorsport | Sergi Morera Hernandez | | PEUGEOT RCZ RACING K | 4 | 217.3 | 1ª Carrera |
| 23 | C.D.E. ULTIMA VUELTA | Fernando J. Bea Marton | | SEAT LEON MK2 | 5 | 216.4 | Entrenamiento OPTATIVO - 2 |
| 33 | A.D. DESGUACES LA TORRE | Juan Fco. Gastañaga Martinez | | CUPRA TCR | 6A | 215.5 | 1ª Carrera |
| 4 | ISRAEL DE ANA MORALES | Israel De Ana Morales | | SEAT LEON MK2 | 5 | 215.5 | 2ª Carrera |
| 8 | ESCUDERIA LE MANS | Luis Garcia Garcia | | CUPRA TCR | 6A | 213.8 | Entrenamiento cronometrado |
| 3 | A.E.C.D. | Lucas Gonzalez-Anleo Polo | | PORSCHE 968 CS | CL | 209.7 | Entrenamiento cronometrado |
| 34 | R A C E | Eloy Iñigo Varas | | SEAT LEON MK 1 | 4B | 206.8 | 1ª Carrera |
| 41 | CLUB JARAMA SPORT | Diego Blanco Torrecilla | | PORSCHE 928 | CL | 204.1 | 1ª Carrera |
| 32 | EFICAR TEAM | Juan Carlos Zorrilla Hierro | | PORSCHE 968 | CL | 203.3 | 1ª Carrera |
| 31 | PARADINAS MOTORSPORT | José R. Fernandez Sanchez | | PEUGEOT 207 THP | 3 | 202.2 | Entrenamiento cronometrado |
| 20 | SMC Junior Motorsport | Mario Alberto Moreno Rojas | | RENAULT CLIO CUP III | 3 | 201.4 | 1ª Carrera |
| 36 | DANIEL CUADRADO TORRES | Daniel Cuadrado Torres | | BMW M3 E36 | CL | 200.7 | 2ª Carrera |
| 48 | CLUB AUTOMOVIL SIERO | José Luis Crespillo Calderon | | PEUGEOT 207 1.6 | 3 | 197.0 | 2ª Carrera |



Circuito del Jarama

División 2

2ª Carrera

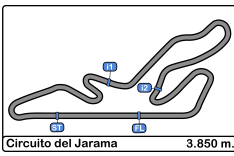
Cuentavueltas



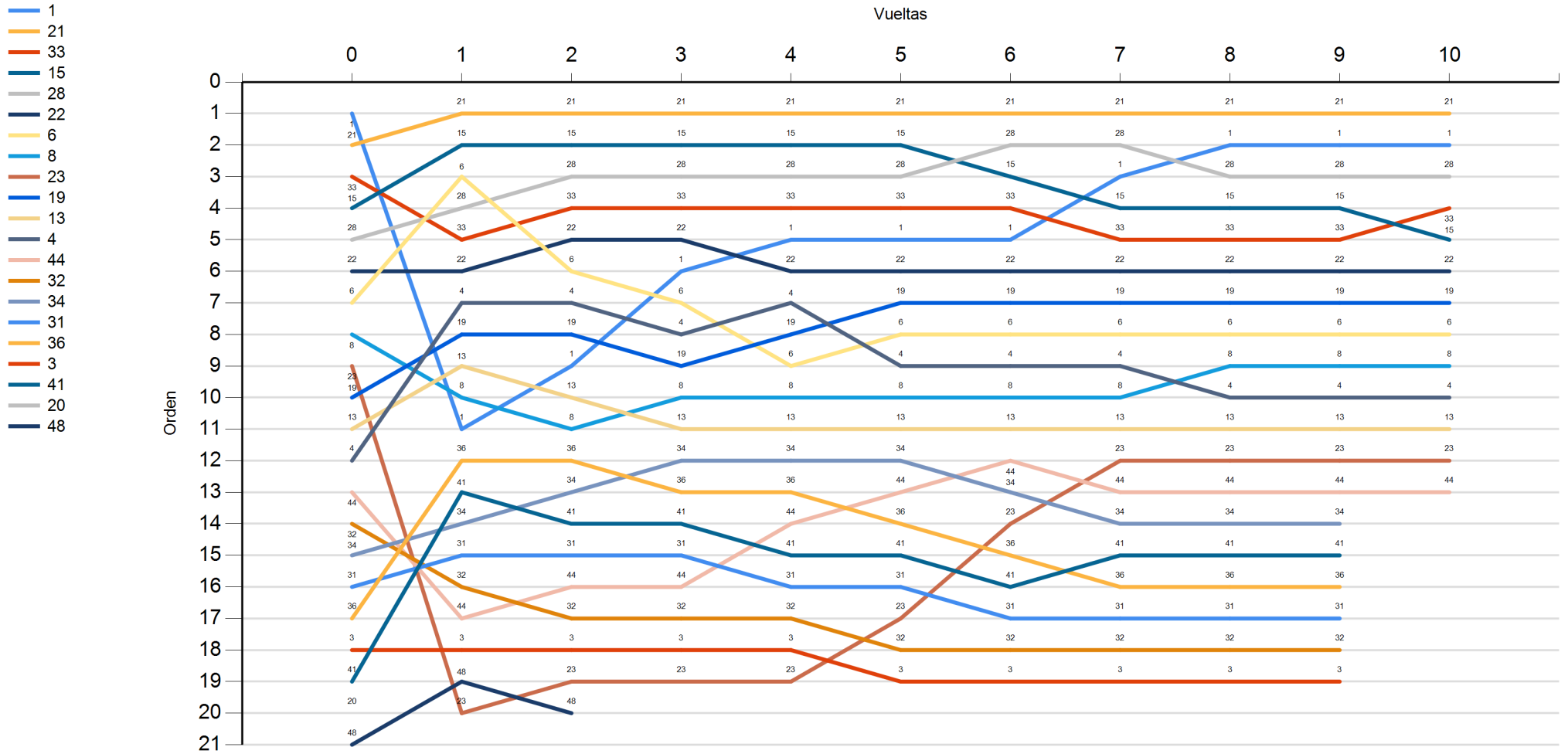
Vta.

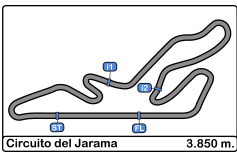
| Nr | Po | Grid | 1 | 2 | 3 | 4 | 5 | 6 | 7 | 8 | 9 | 10 |
|----|-----------|------|----|----|----|----|----|----|----|----|----|----|
| 1 | 1 | 1 | 21 | 21 | 21 | 21 | 21 | 21 | 21 | 21 | 21 | 21 |
| 21 | 2 | 21 | 15 | 15 | 15 | 15 | 15 | 28 | 28 | 1 | 1 | 1 |
| 33 | 3 | 33 | 6 | 28 | 28 | 28 | 28 | 15 | 1 | 28 | 28 | 28 |
| 15 | 4 | 15 | 28 | 33 | 33 | 33 | 33 | 33 | 15 | 15 | 15 | 33 |
| 28 | 5 | 28 | 33 | 22 | 22 | 1 | 1 | 1 | 33 | 33 | 33 | 15 |
| 22 | 6 | 22 | 22 | 6 | 1 | 22 | 22 | 22 | 22 | 22 | 22 | 22 |
| 6 | 7 | 6 | 4 | 4 | 6 | 4 | 19 | 19 | 19 | 19 | 19 | 19 |
| 8 | 8 | 8 | 19 | 19 | 4 | 19 | 6 | 6 | 6 | 6 | 6 | 6 |
| 23 | 9 | 23 | 13 | 1 | 19 | 6 | 4 | 4 | 4 | 8 | 8 | 8 |
| 19 | 10 | 19 | 8 | 13 | 8 | 8 | 8 | 8 | 8 | 4 | 4 | 4 |
| 13 | 11 | 13 | 1 | 8 | 13 | 13 | 13 | 13 | 13 | 13 | 13 | 13 |
| 4 | 12 | 4 | 36 | 36 | 34 | 34 | 34 | 44 | 23 | 23 | 23 | 23 |
| 44 | 13 | 44 | 41 | 34 | 36 | 36 | 44 | 34 | 44 | 44 | 44 | 44 |
| 32 | 14 | 32 | 34 | 41 | 41 | 44 | 36 | 23 | 34 | 34 | 34 | |
| 34 | 15 | 34 | 31 | 31 | 31 | 41 | 41 | 36 | 41 | 41 | 41 | |
| 31 | 16 | 31 | 32 | 44 | 44 | 31 | 31 | 41 | 36 | 36 | 36 | |
| 36 | 17 | 36 | 44 | 32 | 32 | 32 | 23 | 31 | 31 | 31 | 31 | |
| 3 | 18 | 3 | 3 | 3 | 3 | 3 | 32 | 32 | 32 | 32 | 32 | |
| 41 | 19 | 41 | 48 | 23 | 23 | 23 | 3 | 3 | 3 | 3 | 3 | |
| 20 | 20 | 20 | 23 | 48 | | | | | | | | |
| 48 | 21 | 48 | | | | | | | | | | |





Circuito del Jarama
División 2
2ª Carrera
Cuentavueltas Gráfico





Circuito del Jarama
División 2
2ª Carrera
Tiempos Parada en Pit



| Nr. | Hora Día En. | Concursante | Nac | Piloto 1 | Nac | Piloto 2 | Nac | Vehiculo | Cat | Tiempo Entra. | Stop N° | Tiempo Box | Handicap | Penalty |
|-----|--------------|-------------|-----|----------|-----|----------|-----|----------|-----|---------------|---------|------------|----------|---------|
|-----|--------------|-------------|-----|----------|-----|----------|-----|----------|-----|---------------|---------|------------|----------|---------|

