

Circuito del Jarama

División 2

1ª Carrera


Resultados Provisionales



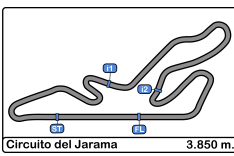
Cls	Nº	Concursante	Piloto 1	Piloto 2	Vehiculo	Cat	Cl	Vtas.	Tiempo	Dif 1º	Intervalo	Km/h	V.R.	Tiempo	Km/h
1	21	R A C E	José De Los Milagros Viñegla		SUBARU WRX STi	5	1	10	17:18.266			133.4	2	1:42.539	135.1
2	1	R A C E	Ismael Arquero Saz		PORSCHE 996 GT2	6B	1	10	17:18.349	0.083	0.083	133.4	8	1:40.436	137.9
3	28	JORGE OTERO AGREDA	Jorge Otero Agreda		SEAT LEON MK2	5	2	10	17:23.120	4.854	4.771	132.8	3	1:43.099	134.4
4	33	A.D. DESGUACES LA TORR	Juan Fco. Gastañaga Martínez		CUPRA TCR	6A	1	10	17:23.693	5.427	0.573	132.7	4	1:43.243	134.2
5	15	A.D. DESGUACES LA TORR	Carlos Esteban Garcia		PEUGEOT 308 Racing Cup	5	3	10	17:25.526	7.260	1.833	132.5	4	1:43.175	134.3
6	6	C.D.E. DEYSCOM SPORT	Francisco Comendador Romero		SUBARU WRX Sti	5	4	10	17:44.999	26.733	19.473	130.1	6	1:45.052	131.9
7	22	SMC Junior Motorsport	Sergi Morera Hernandez		PEUGEOT RCZ RACING K	4	1	10	17:46.502	28.236	1.503	129.9	4	1:45.541	131.3
8	19	SMC Junior Motorsport	Enrique Hernando Alonso		PEUGEOT RCZ RACING K	4	2	10	17:50.218	31.952	3.716	129.5	8	1:45.545	131.3
9	23	C.D.E. ULTIMA VUELTA	Fernando J. Bea Marton		SEAT LEON MK2	5	5	10	17:56.135	37.869	5.917	128.7	5	1:46.305	130.3
10	8	ESCUADERIA LE MANS	Luis Garcia Garcia		CUPRA TCR	6A	2	10	18:16.908	58.642	20.773	126.3	4	1:46.067	130.6
11	13	C.D.E. ULTIMA VUELTA	Luis Ruiz Moya		SEAT LEON MK2	5	6	10	18:20.890	1:02.624	3.982	125.8	3	1:48.366	127.8
12	44	C.D.E. ULTIMA VUELTA	Philipp Sebastián Smaali		SEAT LEON MK2	5	7	10	18:28.645	1:10.379	7.755	125.0	8	1:48.153	128.1
13	34	R A C E	Eloy Iñigo Varas		SEAT LEON MK 1	4B	1	10	18:58.425	1:40.159	29.780	121.7	3	1:51.020	124.8
14	36	DANIEL CUADRADO TORRE	Daniel Cuadrado Torres		BMW M3 E36	CL	1	10	19:03.729	1:45.463	5.304	121.1	6	1:53.137	122.5
15	32	EFICAR TEAM	Juan Carlos Zorrilla Hierro		PORSCHE 968	CL	2	10	19:04.223	1:45.957	0.494	121.1	4	1:51.536	124.2
16	31	PARADINAS MOTORSPORT	José R. Fernandez Sanchez		PEUGEOT 207 THP	3	1	10	19:09.414	1:51.148	5.191	120.5	5	1:52.212	123.5
17	20	SMC Junior Motorsport	Mario Alberto Moreno Rojas		RENAULT CLIO CUP III	3	2	9	17:22.177	1 Vta	1 Vta	119.6	9	1:53.204	122.4
18	41	CLUB JARAMA SPORT	Diego Blanco Torrecilla		PORSCHE 928	CL	3	9	17:33.698	1 Vta	11.521	118.3	4	1:55.128	120.3
19	3	A.E.C.D.	Lucas Gonzalez-Anleo Polo		PORSCHE 968 CS	CL	4	9	17:34.450	1 Vta	0.752	118.2	6	1:54.452	121.0
No clasificados: (Requerimientos: 75% del número de vueltas del lider = 8 Vueltas)															
	48	CLUB AUTOMOVIL SIERO	José Luis Crespillo Calderon		PEUGEOT 207 1.6	3	3	3	6:48.479	7 Vtas	6 Vtas	101.7	2	2:00.523	114.9
	4	ISRAEL DE ANA MORALES	Israel De Ana Morales		SEAT LEON MK2	5	8								

Vuelta Rápida Ismael Arquero Saz en 1:40.436 a 138.0 Km/h en la vuelta 8

Publicado a las:.....

Comisarios Deportivos:	Director de Carrera:	Cronometrador: 
-------------------------------	-----------------------------	---





Circuito del Jarama

División 2

1ª Carrera


Resultados Provisionales por categoria



Cls	Nº	Concursante	Piloto 1	Piloto 2	Vehiculo	Cat	Cl	Vtas.	Tiempo	Dif 1º	Intervalo	Km/h	V.R.	Tiempo	Km/h
5															
1	21	R A C E	José De Los Milagros Viñegla		SUBARU WRX STI	5	1	10	17:18.266			133.4	2	1:42.539	135.1
2	28	JORGE OTERO AGREDA	Jorge Otero Agreda		SEAT LEON MK2	5	2	10	17:23.120	4.854	4.854	132.8	3	1:43.099	134.4
3	15	A.D. DESGUACES LA TORR	Carlos Esteban Garcia		PEUGEOT 308 Racing Cup	5	3	10	17:25.526	7.260	2.406	132.5	4	1:43.175	134.3
4	6	C.D.E. DEYSCOM SPORT	Francisco Comendador Romero		SUBARU WRX Sti	5	4	10	17:44.999	26.733	19.473	130.1	6	1:45.052	131.9
5	23	C.D.E. ULTIMA VUELTA	Fernando J. Bea Marton		SEAT LEON MK2	5	5	10	17:56.135	37.869	11.136	128.7	5	1:46.305	130.3
6	13	C.D.E. ULTIMA VUELTA	Luis Ruiz Moya		SEAT LEON MK2	5	6	10	18:20.890	1:02.624	24.755	125.8	3	1:48.366	127.8
7	44	C.D.E. ULTIMA VUELTA	Philipp Sebastián Smaali		SEAT LEON MK2	5	7	10	18:28.645	1:10.379	7.755	125.0	8	1:48.153	128.1
No clasificados: (Requerimientos: 75% del número de vueltas del lider = 8 Vueltas)															
4		ISRAEL DE ANA MORALES	Israel De Ana Morales		SEAT LEON MK2	5	8								
6B															
1	1	R A C E	Ismael Arquero Saz		PORSCHE 996 GT2	6B	1	10	17:18.349			133.4	8	1:40.436	137.9
6A															
1	33	A.D. DESGUACES LA TORR	Juan Fco. Gastañaga Martínez		CUPRA TCR	6A	1	10	17:23.693			132.7	4	1:43.243	134.2
2	8	ESCUADERIA LE MANS	Luis Garcia Garcia		CUPRA TCR	6A	2	10	18:16.908	58.642	53.215	126.3	4	1:46.067	130.6
4															
1	22	SMC Junior Motorsport	Sergi Morera Hernandez		PEUGEOT RCZ RACING K	4	1	10	17:46.502			129.9	4	1:45.541	131.3
2	19	SMC Junior Motorsport	Enrique Hernando Alonso		PEUGEOT RCZ RACING K	4	2	10	17:50.218	31.952	3.716	129.5	8	1:45.545	131.3
4B															
1	34	R A C E	Eloy Iñigo Varas		SEAT LEON MK 1	4B	1	10	18:58.425			121.7	3	1:51.020	124.8
CL															
1	36	DANIEL CUADRADO TORRE	Daniel Cuadrado Torres		BMW M3 E36	CL	1	10	19:03.729			121.1	6	1:53.137	122.5
2	32	EFICAR TEAM	Juan Carlos Zorrilla Hierro		PORSCHE 968	CL	2	10	19:04.223	1:45.957	0.494	121.1	4	1:51.536	124.2
3	41	CLUB JARAMA SPORT	Diego Blanco Torrecilla		PORSCHE 928	CL	3	9	17:33.698	1 Vta	1 Vta	118.3	4	1:55.128	120.3
4	3	A.E.C.D.	Lucas Gonzalez-Anleo Polo		PORSCHE 968 CS	CL	4	9	17:34.450	1 Vta	0.752	118.2	6	1:54.452	121.0
3															
1	31	PARADINAS MOTORSPORT	José R. Fernandez Sanchez		PEUGEOT 207 THP	3	1	10	19:09.414			120.5	5	1:52.212	123.5
2	20	SMC Junior Motorsport	Mario Alberto Moreno Rojas		RENAULT CLIO CUP III	3	2	9	17:22.177	1 Vta	1 Vta	119.6	9	1:53.204	122.4
No clasificados: (Requerimientos: 75% del número de vueltas del lider = 8 Vueltas)															
48		CLUB AUTOMOVIL SIERO	José Luis Crespillo Calderon		PEUGEOT 207 1.6	3	3	3	6:48.479	7 Vtas	6 Vtas	101.7	2	2:00.523	114.9

Vuelta Rápida Ismael Arquero Saz en 1:40.436 a 138.0 Km/h en la vuelta 8

Publicado a las:.....

Comisarios Deportivos:	Director de Carrera:	Cronometrador: 
-------------------------------	-----------------------------	---





Circuito del Jarama

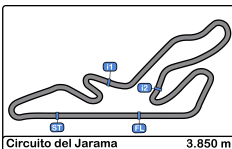
División 2

1ª Carrera

Clasificación Provisional por Vuelta Rápida de Piloto



Clas	Nº	Concursante	Vehiculo	Piloto	Cat	Clas	Vtas.	V.R	Tiempo	Dif 1º	Intervalo	Km/h
1	1	R A C E	PORSCHE 996 GT2	Ismael Arquero Saz	6B	1	10	8	1:40.436			137.9
2	21	R A C E	SUBARU WRX STi	José De Los Milagros Viñegla	5	1	10	2	1:42.539	2.103	2.103	135.1
3	28	JORGE OTERO AGREDA	SEAT LEON MK2	Jorge Otero Agreda	5	2	10	3	1:43.099	2.663	0.560	134.4
4	15	A.D. DESGUACES LA TORRE	PEUGEOT 308 Racing Cup	Carlos Esteban Garcia	5	3	10	4	1:43.175	2.739	0.076	134.3
5	33	A.D. DESGUACES LA TORRE	CUPRA TCR	Juan Fco. Gastañaga Martinez	6A	1	10	4	1:43.243	2.807	0.068	134.2
6	6	C.D.E. DEYSCOM SPORT	SUBARU WRX Sti	Francisco Comendador Romero	5	4	10	6	1:45.052	4.616	1.809	131.9
7	22	SMC Junior Motorsport	PEUGEOT RCZ RACING K	Sergi Morera Hernandez	4	1	10	4	1:45.541	5.105	0.489	131.3
8	19	SMC Junior Motorsport	PEUGEOT RCZ RACING K	Enrique Hernando Alonso	4	2	10	8	1:45.545	5.109	0.004	131.3
9	8	ESCUADERIA LE MANS	CUPRA TCR	Luis Garcia Garcia	6A	2	10	4	1:46.067	5.631	0.522	130.6
10	23	C.D.E. ULTIMA VUELTA	SEAT LEON MK2	Fernando J. Bea Marton	5	5	10	5	1:46.305	5.869	0.238	130.3
11	44	C.D.E. ULTIMA VUELTA	SEAT LEON MK2	Philipp Sebastián Smaali	5	6	10	8	1:48.153	7.717	1.848	128.1
12	13	C.D.E. ULTIMA VUELTA	SEAT LEON MK2	Luis Ruiz Moya	5	7	10	3	1:48.366	7.930	0.213	127.8
13	34	R A C E	SEAT LEON MK 1	Eloy Iñigo Varas	4B	1	10	3	1:51.020	10.584	2.654	124.8
14	32	EFICAR TEAM	PORSCHE 968	Juan Carlos Zorrilla Hierro	CL	1	10	4	1:51.536	11.100	0.516	124.2
15	31	PARADINAS MOTORSPORT	PEUGEOT 207 THP	José R. Fernandez Sanchez	3	1	10	5	1:52.212	11.776	0.676	123.5
16	36	DANIEL CUADRADO TORRES	BMW M3 E36	Daniel Cuadrado Torres	CL	2	10	6	1:53.137	12.701	0.925	122.5
17	20	SMC Junior Motorsport	RENAULT CLIO CUP III	Mario Alberto Moreno Rojas	3	2	9	9	1:53.204	12.768	0.067	122.4
18	3	A.E.C.D.	PORSCHE 968 CS	Lucas Gonzalez-Anleo Polo	CL	3	9	6	1:54.452	14.016	1.248	121.0
19	41	CLUB JARAMA SPORT	PORSCHE 928	Diego Blanco Torrecilla	CL	4	9	4	1:55.128	14.692	0.676	120.3
20	48	CLUB AUTOMOVIL SIERO	PEUGEOT 207 1.6	José Luis Crespillo Calderon	3	3	3	2	2:00.523	20.087	5.395	114.9



Circuito del Jarama

División 2

1ª Carrera

Distancia y Velocidad Media



Cls	Nº	Concursante	Piloto 1	Piloto 2	Vehiculo	Cat	Cls	Vtas.	Distancia	Tiempo	Km/h
1	21	R A C E	José De Los Milagros Viñegla		SUBARU WRX STi	5	1	10	38.50	17:18.266	133.4
2	1	R A C E	Ismael Arquero Saz		PORSCHE 996 GT2	6B	1	10	38.50	17:18.349	133.4
3	28	JORGE OTERO AGREDA	Jorge Otero Agreda		SEAT LEON MK2	5	2	10	38.50	17:23.120	132.8
4	33	A.D. DESGUACES LA TORR	Juan Fco. Gastañaga Martinez		CUPRA TCR	6A	1	10	38.50	17:23.693	132.7
5	15	A.D. DESGUACES LA TORR	Carlos Esteban Garcia		PEUGEOT 308 Racing Cup	5	3	10	38.50	17:25.526	132.5
6	6	C.D.E. DEYSCOM SPORT	Francisco Comendador Rome		SUBARU WRX Sti	5	4	10	38.50	17:44.999	130.1
7	22	SMC Junior Motorsport	Sergi Morera Hernandez		PEUGEOT RCZ RACING K	4	1	10	38.50	17:46.502	129.9
8	19	SMC Junior Motorsport	Enrique Hernando Alonso		PEUGEOT RCZ RACING K	4	2	10	38.50	17:50.218	129.5
9	23	C.D.E. ULTIMA VUELTA	Fernando J. Bea Marton		SEAT LEON MK2	5	5	10	38.50	17:56.135	128.7
10	8	ESCUADERIA LE MANS	Luis Garcia Garcia		CUPRA TCR	6A	2	10	38.50	18:16.908	126.3
11	13	C.D.E. ULTIMA VUELTA	Luis Ruiz Moya		SEAT LEON MK2	5	6	10	38.50	18:20.890	125.8
12	44	C.D.E. ULTIMA VUELTA	Philipp Sebastián Smaali		SEAT LEON MK2	5	7	10	38.50	18:28.645	125.0
13	34	R A C E	Eloy Iñigo Varas		SEAT LEON MK 1	4B	1	10	38.50	18:58.425	121.7
14	36	DANIEL CUADRADO TORRE	Daniel Cuadrado Torres		BMW M3 E36	CL	1	10	38.50	19:03.729	121.1
15	32	EFICAR TEAM	Juan Carlos Zorrilla Hierro		PORSCHE 968	CL	2	10	38.50	19:04.223	121.1
16	31	PARADINAS MOTORSPORT	José R. Fernandez Sanchez		PEUGEOT 207 THP	3	1	10	38.50	19:09.414	120.5
17	20	SMC Junior Motorsport	Mario Alberto Moreno Rojas		RENAULT CLIO CUP III	3	2	9	34.65	17:22.177	119.6
18	41	CLUB JARAMA SPORT	Diego Blanco Torrecilla		PORSCHE 928	CL	3	9	34.65	17:33.698	118.3
19	3	A.E.C.D.	Lucas Gonzalez-Anleo Polo		PORSCHE 968 CS	CL	4	9	34.65	17:34.450	118.2
No clasificados: (Requerimientos: 75% del número de vueltas del lider = 8 Vueltas)											
	48	CLUB AUTOMOVIL SIERO	José Luis Crespillo Calderon		PEUGEOT 207 1.6	3	3	3	11.55	6:48.479	101.7
	4	ISRAEL DE ANA MORALES	Israel De Ana Morales		SEAT LEON MK2	5	8				



Circuito del Jarama

División 2

1ª Carrera

Tiempos Por Vuelta



1							13							
1 Ismael Arquero Saz							1 Luis Ruiz Moya							
PORSCHÉ 996 GT2							SEAT LEON MK2							
6B							C.D.E. ULTIMA VUELTA							
Vta	D	Tiempo	Sector 1	Sector 2	Sector 3	V.Max	Vta	D	Tiempo	Sector 1	Sector 2	Sector 3	V.Max	Elapsed
1		2:02.096	55.772	35.861	30.463	121.3	1		1:55.411			1:55.411		1:55.411
2		1:42.287	39.471	34.107	28.709	217.7	2		1:48.806			3:44.217		3:44.217
3		1:42.416	39.241	34.120	29.055	220.8	3		1:48.366			5:32.583		5:32.583
4		1:44.659	40.146	35.571	28.942	204.9	4		1:48.641			7:21.224		7:21.224
5		1:42.087	39.485	34.057	28.545	214.7	5		1:49.715			9:10.939		9:10.939
6		1:40.807	39.005	33.587	28.215	225.4	6		1:48.736			10:59.675		10:59.675
7		1:40.961	39.141	33.490	28.330	230.2	7		1:49.970			12:49.645		12:49.645
8		1:40.436	39.128	33.123	28.185	215.1	8		1:49.989			14:39.634		14:39.634
9		1:41.197	39.569	33.369	28.259	204.5	9		1:51.354			16:30.988		16:30.988
10		1:41.403	39.298	33.621	28.484	218.6	10		1:49.902			18:20.890		18:20.890

3							15							
1 Lucas Gonzalez-Anleo							1 Carlos Esteban Garcia							
Polo							PEUGEOT 308 Racing Cup							
CL							A.D. DESGUACES LA TORRE							
Vta	D	Tiempo	Sector 1	Sector 2	Sector 3	V.Max	Vta	D	Tiempo	Sector 1	Sector 2	Sector 3	V.Max	Elapsed
1		2:04.866	52.761	39.683	32.422	133.4	1		1:46.695	42.344	34.923	29.428	129.1	1:46.695
2		1:58.187	45.187	40.043	32.957	207.6	2		1:45.416	40.564	34.696	30.156	205.7	3:32.111
3		1:56.427	44.900	39.257	32.270	192.5	3		1:44.140	40.557	34.621	28.962	200.0	5:16.251
4		1:55.830	44.603	39.177	32.050	196.0	4		1:43.175	39.719	34.462	28.994	216.0	6:59.426
5		1:55.506	44.385	38.963	32.158	199.2	5		1:43.936	40.030	34.680	29.226	206.1	8:43.362
6		1:54.452	43.894	38.798	31.760	205.7	6		1:43.669	40.220	34.376	29.073	214.2	10:27.031
7		1:54.863	44.019	38.680	32.164	202.2	7		1:43.897	40.094	34.404	29.399	219.5	12:10.928
8		1:56.821	43.868	39.382	33.571	191.4	8		1:45.899	40.580	34.747	30.572	196.0	13:56.827
9		1:57.498	46.421	38.521	32.556	201.1	9		1:43.788	40.060	34.498	29.230	220.8	15:40.615
10							10		1:44.911	41.060	34.583	29.268	216.0	17:25.526

4							19							
1 Israel De Ana Morales							1 Enrique Hernando Alonso							
SEAT LEON MK2							PEUGEOT RCZ RACING K							
5							SMC Junior Motorsport							
Vta	D	Tiempo	Sector 1	Sector 2	Sector 3	V.Max	Vta	D	Tiempo	Sector 1	Sector 2	Sector 3	V.Max	Elapsed
1			48.704	1:03.088		136.1	1		1:51.834	45.939	36.178	29.717	132.1	1:51.834
2							2		1:46.559	41.043	35.532	29.984	215.1	3:38.393
3							3		1:47.189	40.780	36.502	29.907	218.6	5:25.582
4							4		1:47.313	40.795	36.480	30.038	219.9	7:12.895
5							5		1:46.122	40.769	35.491	29.862	212.5	8:59.017
6							6		1:46.650	41.064	35.848	29.738	208.4	10:45.667
7							7		1:47.110	41.068	36.453	29.589	218.1	12:32.777
8							8		1:45.545	40.602	35.312	29.631	214.7	14:18.322
9							9		1:45.817	40.593	35.466	29.758	215.5	16:04.139
10							10		1:46.079	40.748	35.568	29.763	215.1	17:50.218

6							20							
1 Francisco Comendador							1 Mario Alberto Moreno							
Romero							Rojas							
SUBARU WRX Sti							RENAULT CLIO CUP III							
5							SMC Junior Motorsport							
Vta	D	Tiempo	Sector 1	Sector 2	Sector 3	V.Max	Vta	D	Tiempo	Sector 1	Sector 2	Sector 3	V.Max	Elapsed
1		1:49.833	44.484	35.132	30.217	129.8	1		2:05.035	53.181	39.556	32.298	134.1	2:05.035
2		1:47.243	41.395	35.364	30.484	209.3	2		1:54.510	44.342	38.070	32.098	201.4	3:59.545
3		1:47.334	41.112	36.260	29.962	215.5	3		1:55.954	44.871	39.121	31.962	191.4	5:55.499
4		1:45.133	40.600	35.017	29.516	217.7	4		1:54.161	44.042	38.404	31.715	199.2	7:49.660
5		1:46.101	40.417	36.141	29.543	217.3	5		1:56.830	45.290	38.738	32.802	189.1	9:46.490
6		1:45.052	40.747	34.920	29.385	219.9	6		1:55.984	44.613	39.005	32.366	196.0	11:42.474
7		1:45.956	40.775	35.323	29.858	215.1	7		1:53.214	43.509	38.090	31.615	197.8	13:35.688
8		1:46.121	41.428	34.921	29.772	220.8	8		1:53.285	43.147	38.478	31.660	193.8	15:28.973
9		1:46.162	41.423	35.148	29.591	209.7	9		1:53.204	43.191	38.274	31.739	194.2	17:22.177
10		1:46.064	40.803	35.102	30.159	222.6								

8						
1 Luis Garcia Garcia						
CUPRA TCR						
6A						
ESCUDERIA LE MANS						
Vta	D	Tiempo	Sector 1	Sector 2	Sector 3	V.Max
1		1:53.614	46.543	36.906	30.165	135.1
2		1:46.792	41.173	35.865	29.754	208.4
3		1:47.333	41.033	35.777	30.523	200.7
4		1:46.067	40.819	35.536	29.712	208.4
5		1:46.081	40.938	35.589	29.554	208.8
6		1:46.533	40.801	36.347	29.385	198.5
7		1:51.454	41.544	38.485	31.425	204.5
8		1:52.282	42.819	38.271	31.192	185.8
9		1:52.653	42.748	38.300	31.605	188.4
10		1:54.099	42.850	38.359	32.890	182.1



Circuito del Jarama

División 2

1ª Carrera

Tiempos Por Vuelta



21 1 José De Los Milagros Viñegla SUBARU WRX STI **31** 1 José R. Fernandez Sanchez PEUGEOT 207 THP
 5 2 R A C E 3 2 PARADINAS MOTORSPORT

Vta	D	Tiempo	Sector 1	Sector 2	Sector 3	V.Max	Elapsed	Vta	D	Tiempo	Sector 1	Sector 2	Sector 3	V.Max	Elapsed
1		1:43.521	39.930	34.667	28.924	123.4	1:43.521	1		2:03.948	52.164	38.987	32.797	131.5	2:03.948
2		1:42.539	39.635	34.112	28.792	212.1	3:26.060	2		1:55.119	44.032	38.510	32.577	200.3	3:59.067
3		1:42.820	39.667	34.389	28.764	213.8	5:08.880	3		1:55.847	44.704	38.909	32.234	183.0	5:54.914
4		1:44.063	39.496	34.822	29.745	215.1	6:52.943	4		1:53.839	44.165	37.816	31.858	189.8	7:48.753
5		1:45.754	41.109	35.236	29.409	197.0	8:38.697	5		1:52.212	43.064	37.498	31.650	199.2	9:40.965
6		1:44.548	40.325	35.097	29.126	206.8	10:23.245	6		1:53.807	43.418	38.450	31.939	193.8	11:34.772
7		1:42.707	39.845	34.199	28.663	211.3	12:05.952	7		1:53.655	43.439	38.371	31.845	193.8	13:28.427
8		1:44.037	39.848	34.752	29.437	220.4	13:49.989	8		1:53.568	43.475	38.177	31.916	198.8	15:21.995
9		1:45.042	40.368	34.677	29.997	213.0	15:35.031	9		1:53.588	43.698	37.946	31.944	186.5	17:15.583
10		1:43.235	40.183	33.937	29.115	214.2	17:18.266	10		1:53.831	43.842	38.113	31.876	178.5	19:09.414

22 1 Sergi Morera Hernandez PEUGEOT RCZ RACING K **32** 1 Juan Carlos Zorrilla Hierro PORSCHE 968
 4 2 SMC Junior Motorsport CL 2 EFICAR TEAM

Vta	D	Tiempo	Sector 1	Sector 2	Sector 3	V.Max	Elapsed	Vta	D	Tiempo	Sector 1	Sector 2	Sector 3	V.Max	Elapsed
1		1:51.471	45.642	35.933	29.896	127.8	1:51.471	1		2:02.519	50.194	40.005	32.320	124.4	2:02.519
2		1:46.598	41.158	35.351	30.089	215.1	3:38.069	2		1:56.434	44.550	38.536	33.348	200.0	3:58.953
3		1:46.669	40.812	35.968	29.889	216.8	5:24.738	3		1:54.671	44.480	38.528	31.663	194.5	5:53.624
4		1:45.541	40.441	35.404	29.696	217.3	7:10.279	4		1:51.536	42.990	37.457	31.089	201.8	7:45.160
5		1:46.286	41.444	35.093	29.749	213.4	8:56.565	5		1:52.106	43.514	37.658	30.934	198.5	9:37.266
6		1:45.921	40.662	35.490	29.769	216.8	10:42.486	6		1:51.919	42.758	37.811	31.350	199.6	11:29.185
7		1:45.994	40.721	35.345	29.928	215.5	12:28.480	7		1:54.036	43.779	38.510	31.747	203.0	13:23.221
8		1:46.094	40.851	35.312	29.931	215.1	14:14.574	8		1:53.796	44.392	37.993	31.411	203.3	15:17.017
9		1:45.700	40.711	35.205	29.784	214.7	16:00.274	9		1:54.054	43.819	38.351	31.884	192.8	17:11.071
10		1:46.228	40.827	35.298	30.103	215.5	17:46.502	10		1:53.152	43.156	38.312	31.684	197.0	19:04.223

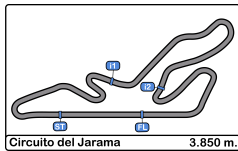
23 1 Fernando J. Bea Marton SEAT LEON MK2 **33** 1 Juan Fco. Gastañaga Martinez CUPRA TCR
 5 2 C.D.E. ULTIMA VUELTA 6A 2 A.D. DESGUACES LA TORRE

Vta	D	Tiempo	Sector 1	Sector 2	Sector 3	V.Max	Elapsed	Vta	D	Tiempo	Sector 1	Sector 2	Sector 3	V.Max	Elapsed
1		1:50.750	44.809	36.264	29.677	128.2	1:50.750	1		1:47.180	42.970	35.109	29.101	129.9	1:47.180
2		1:46.825	40.972	35.645	30.208	201.8	3:37.575	2		1:45.577	41.205	34.826	29.546	206.5	3:32.757
3		1:47.761	40.803	36.908	30.050	207.2	5:25.336	3		1:44.175	40.639	34.884	28.652	193.8	5:16.932
4		1:47.154	40.687	36.257	30.210	214.7	7:12.490	4		1:43.243	39.975	34.532	28.736	200.0	7:00.175
5		1:46.305	40.735	35.604	29.966	213.0	8:58.795	5		1:43.523	39.890	34.524	29.109	203.0	8:43.698
6		1:46.582	41.044	35.780	29.758	208.8	10:45.377	6		1:43.687	40.461	34.417	28.809	201.8	10:27.385
7		1:48.903	41.399	37.519	29.985	210.5	12:34.280	7		1:43.778	40.283	34.500	28.995	212.1	12:11.163
8		1:46.647	41.013	35.674	29.960	210.5	14:20.927	8		1:43.511	39.818	34.709	28.984	215.5	13:54.674
9		1:47.520	41.341	36.155	30.024	201.8	16:08.447	9		1:45.118	41.214	34.800	29.104	196.0	15:39.792
10		1:47.688	41.213	36.134	30.341	203.3	17:56.135	10		1:43.901	40.584	34.401	28.916	204.9	17:23.693

28 1 Jorge Otero Agreda SEAT LEON MK2 **34** 1 Eloy Iñigo Varas SEAT LEON MK 1
 5 2 JORGE OTERO AGREDA 4B 2 R A C E

Vta	D	Tiempo	Sector 1	Sector 2	Sector 3	V.Max	Elapsed	Vta	D	Tiempo	Sector 1	Sector 2	Sector 3	V.Max	Elapsed
1		1:47.609	43.580	34.765	29.264	135.3	1:47.609	1		1:57.280	48.280	38.094	30.906	141.7	1:57.280
2		1:44.574	40.349	34.281	29.944	215.1	3:32.183	2		1:51.359	42.690	37.854	30.815	201.4	3:48.639
3		1:43.099	40.079	34.106	28.914	218.1	5:15.282	3		1:51.020	42.767	37.465	30.788	206.8	5:39.659
4		1:43.568	40.246	33.961	29.361	216.0	6:58.850	4		1:51.264	42.952	37.564	30.748	202.2	7:30.923
5		1:43.861	40.365	34.502	28.994	213.8	8:42.711	5		1:51.203	42.770	37.518	30.915	203.7	9:22.126
6		1:43.544	40.288	34.219	29.037	214.7	10:26.255	6		1:52.841	43.601	38.395	30.845	199.6	11:14.967
7		1:43.967	40.547	34.219	29.201	216.0	12:10.222	7		2:04.247	42.904	49.996	31.347	187.8	13:19.214
8		1:43.844	40.383	34.410	29.051	206.5	13:54.066	8		1:52.405	43.159	38.028	31.218	194.5	15:11.619
9		1:44.830	40.186	35.426	29.218	203.3	15:38.896	9		1:51.168	42.877	37.342	30.949	203.7	17:02.787
10		1:44.224	40.603	34.514	29.107	201.1	17:23.120	10		1:55.638	42.972	38.967	33.699	206.5	18:58.425





Circuito del Jarama

División 2

1ª Carrera

Tiempos Por Vuelta



36

1 Daniel Cuadrado Torres BMW M3 E36

CL 2 DANIEL CUADRADO TORRES

Vta	D	Tiempo	Sector 1	Sector 2	Sector 3	V.Max	Elapsed
1		1:58.896	48.892	38.417	31.587	140.0	1:58.896
2		1:53.736	43.836	38.003	31.897	191.1	3:52.632
3		1:55.827	43.742	38.423	33.662	191.1	5:48.459
4		1:53.611	43.490	38.455	31.666	196.0	7:42.070
5		1:53.397	43.312	38.474	31.611	197.4	9:35.467
6		1:53.137	43.293	38.307	31.537	195.6	11:28.604
7		1:54.267	43.871	38.593	31.803	196.3	13:22.871
8		1:53.694	43.666	38.414	31.614	195.6	15:16.565
9		1:53.523	43.729	38.231	31.563	189.8	17:10.088
10		1:53.641	43.678	38.343	31.620	195.2	19:03.729

41

1 Diego Blanco Torrecilla PORSCHE 928

CL 2 CLUB JARAMA SPORT

Vta	D	Tiempo	Sector 1	Sector 2	Sector 3	V.Max	Elapsed
1		2:01.814	50.719	38.580	32.515	142.1	2:01.814
2		1:56.252	44.786	38.438	33.028	199.6	3:58.066
3		1:56.323	45.050	37.964	33.309	197.0	5:54.389
4		1:55.128	44.417	37.470	33.241	201.4	7:49.517
5		1:56.465	44.975	38.665	32.825	184.3	9:45.982
6		1:56.004	44.682	38.600	32.722	189.8	11:41.986
7		1:57.291	45.471	38.943	32.877	204.1	13:39.277
8		1:55.785	44.305	38.915	32.565	190.4	15:35.062
9		1:58.636	46.665	39.340	32.631	174.7	17:33.698

44

1 Philipp Sebastián Smaali SEAT LEON MK2

5 2 C.D.E. ULTIMA VUELTA

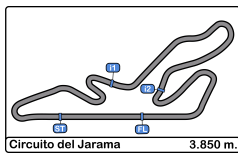
Vta	D	Tiempo	Sector 1	Sector 2	Sector 3	V.Max	Elapsed
1		2:03.593	51.404	39.230	32.959	133.9	2:03.593
2		1:53.834	43.853	38.412	31.569	214.2	3:57.427
3		1:49.497	42.105	36.305	31.087	214.2	5:46.924
4		1:48.859	42.165	36.282	30.412	206.8	7:35.783
5		1:48.619	42.202	36.064	30.353	202.2	9:24.402
6		1:49.804	42.058	37.202	30.544	218.6	11:14.206
7		1:49.336	42.598	36.280	30.458	174.4	13:03.542
8		1:48.153	41.878	36.117	30.158	209.3	14:51.695
9		1:48.415	41.780	36.335	30.300	214.7	16:40.110
10		1:48.535	41.862	36.236	30.437	212.1	18:28.645

48

1 José Luis Crespillo Calderon PEUGEOT 207 1.6

3 2 CLUB AUTOMOVIL SIERO

Vta	D	Tiempo	Sector 1	Sector 2	Sector 3	V.Max	Elapsed
1		2:07.754	53.793	40.739	33.222	131.8	2:07.754
2		2:00.523	45.384	40.415	34.724	193.8	4:08.277
3		2:40.202 P	48.266	57.084	54.852	169.2	6:48.479
4			5:19.709			58.1	



Circuito del Jarama

División 2

1ª Carrera

Análisis



Num	Tiempo Vta.	Dif. 1º
-----	-------------	---------

Vta 1

21	1:43.521	
15	1:46.695	03.174
33	1:47.180	03.659
28	1:47.609	04.088
6	1:49.833	06.312
23	1:50.750	07.229
22	1:51.471	07.950
19	1:51.834	08.313
8	1:53.614	10.093
13	1:55.411	11.890
34	1:57.280	13.759
36	1:58.896	15.375
41	2:01.814	18.293
1	2:02.096	18.575
32	2:02.519	18.998
44	2:03.593	20.072
31	2:03.948	20.427
3	2:04.866	21.345
20	2:05.035	21.514
48	2:07.754	24.233

Num	Tiempo Vta.	Dif. 1º
-----	-------------	---------

Vta 2

21	1:42.539	
15	1:45.416	06.051
28	1:44.574	06.123
33	1:45.577	06.697
6	1:47.243	11.016
23	1:46.825	11.515
22	1:46.598	12.009
19	1:46.559	12.333
8	1:46.792	14.346
13	1:48.806	18.157
1	1:42.287	18.323
34	1:51.359	22.579
36	1:53.736	26.572
44	1:53.834	31.367
41	1:56.252	32.006
32	1:56.434	32.893
31	1:55.119	33.007

20	1:54.510	33.485
3	1:58.187	36.993
48	2:00.523	42.217

Num	Tiempo Vta.	Dif. 1º
-----	-------------	---------

Vta 3

21	1:42.820	
28	1:43.099	06.402
15	1:44.140	07.371
33	1:44.175	08.052
6	1:47.334	15.530
22	1:46.669	15.858
23	1:47.761	16.456
19	1:47.189	16.702
1	1:42.416	17.919
8	1:47.333	18.859
13	1:48.366	23.703
34	1:51.020	30.779
44	1:49.497	38.044
36	1:55.827	39.579
32	1:54.671	44.744
41	1:56.323	45.509
31	1:55.847	46.034
20	1:55.954	46.619
3	1:56.427	50.600
48	2:40.202	1:39.599

Num	Tiempo Vta.	Dif. 1º
-----	-------------	---------

Vta 4

21	1:44.063	
28	1:43.568	05.907
15	1:43.175	06.483
33	1:43.243	07.232
6	1:45.133	16.600
22	1:45.541	17.336
1	1:44.659	18.515
23	1:47.154	19.547
19	1:47.313	19.952
8	1:46.067	20.863
13	1:48.641	28.281
34	1:51.264	37.980
44	1:48.859	42.840
36	1:53.611	49.127

32	1:51.536	52.217
31	1:53.839	55.810
41	1:55.128	56.574
20	1:54.161	56.717
3	1:55.830	1:02.367

Num	Tiempo Vta.	Dif. 1º
-----	-------------	---------

Vta 5

21	1:45.754	
28	1:43.861	04.014
15	1:43.936	04.665
33	1:43.523	05.001
1	1:42.087	14.848
6	1:46.101	16.947
22	1:46.286	17.868
23	1:46.305	20.098
19	1:46.122	20.320
8	1:46.081	21.190
13	1:49.715	32.242
34	1:51.203	43.429
44	1:48.619	45.705
36	1:53.397	56.770
32	1:52.106	58.569
31	1:52.212	1:02.268
41	1:56.465	1:07.285
20	1:56.830	1:07.793
3	1:55.506	1:12.119

Num	Tiempo Vta.	Dif. 1º
-----	-------------	---------

Vta 6

21	1:44.548	
28	1:43.544	03.010
15	1:43.669	03.786
33	1:43.687	04.140
1	1:40.807	11.107
6	1:45.052	17.451
22	1:45.921	19.241
23	1:46.582	22.132
19	1:46.650	22.422
8	1:46.533	23.175
13	1:48.736	36.430
44	1:49.804	50.961
34	1:52.841	51.722

36	1:53.137	1:05.359
32	1:51.919	1:05.940
31	1:53.807	1:11.527
41	1:56.004	1:18.741
20	1:55.984	1:19.229
3	1:54.452	1:22.023

Num	Tiempo Vta.	Dif. 1º
-----	-------------	---------

Vta 7

21	1:42.707	
28	1:43.967	04.270
15	1:43.897	04.976
33	1:43.778	05.211
1	1:40.961	09.361
6	1:45.956	20.700
22	1:45.994	22.528
19	1:47.110	26.825
23	1:48.903	28.328
8	1:51.454	31.922
13	1:49.970	43.693
44	1:49.336	57.590
34	2:04.247	1:13.262
36	1:54.267	1:16.919
32	1:54.036	1:17.269
31	1:53.655	1:22.475
20	1:53.214	1:29.736
41	1:57.291	1:33.325
3	1:54.863	1:34.179

Num	Tiempo Vta.	Dif. 1º
-----	-------------	---------

Vta 8

21	1:44.037	
28	1:43.844	04.077
33	1:43.511	04.685
1	1:40.436	05.760
15	1:45.899	06.838
6	1:46.121	22.784
22	1:46.094	24.585
19	1:45.545	28.333
23	1:46.647	30.938
8	1:52.282	40.167
13	1:49.989	49.645
44	1:48.153	1:01.706

34	1:52.405	1:21.630
36	1:53.694	1:26.576
32	1:53.796	1:27.028
31	1:53.568	1:32.006
20	1:53.285	1:38.984

Num	Tiempo Vta.	Dif. 1º
-----	-------------	---------

Vta 9

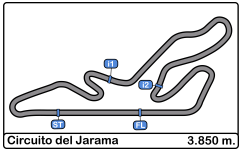
21	1:45.042	
41	1:55.785	1 Lap
1	1:41.197	01.915
3	1:56.821	1 Lap
28	1:44.830	03.865
33	1:45.118	04.761
15	1:43.788	05.584
6	1:46.162	23.904
22	1:45.700	25.243
19	1:45.817	29.108
23	1:47.520	33.416
8	1:52.653	47.778
13	1:51.354	55.957
44	1:48.415	1:05.079
34	1:51.168	1:27.756
36	1:53.523	1:35.057
32	1:54.054	1:36.040
31	1:53.588	1:40.552

Num	Tiempo Vta.	Dif. 1º
-----	-------------	---------

Vta 10

21	1:43.235	
1	1:41.403	00.083
20	1:53.204	1 Lap
28	1:44.224	04.854
33	1:43.901	05.427
15	1:44.911	07.260
41	1:58.636	1 Lap
3	1:57.498	1 Lap
6	1:46.064	26.733
22	1:46.228	28.236
19	1:46.079	31.952
23	1:47.688	37.869
8	1:54.099	58.642
13	1:49.902	1:02.624





Circuito del Jarama

División 2

1ª Carrera

Análisis



44	1:48.535	1:10.379
34	1:55.638	1:40.159
36	1:53.641	1:45.463
32	1:53.152	1:45.957
31	1:53.831	1:51.148



Circuito del Jarama

División 2

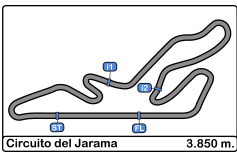
1ª Carrera

Mejores Sectores



Sector - 1				Sector - 2				Sector - 3				Vuelta Ideal vs Mejor Vuelta				
Clas	Nº	Piloto	Tiempo	Nº	Piloto	Tiempo	Nº	Piloto	Tiempo	Clas	Nº	Piloto	Vta. Ideal	Mejor V.	Clas	
1	1	Ismael Arquero Saz	39.005	1	Ismael Arquero Saz	33.123	1	Ismael Arquero Saz	28.185	1	1	Ismael Arquero Saz	1:40.313	1:40.436	1	
2	21	José De Los Milagros Viñegla	39.496	21	José De Los Milagros Viñegla	33.937	33	Juan Fco. Gastañaga	28.652	2	21	José De Los Milagros Viñegla	1:42.096	1:42.539	2	
3	15	Carlos Esteban Garcia	39.719	28	Jorge Otero Agreda	33.961	21	José De Los Milagros Viñegla	28.663	3	33	Juan Fco. Gastañaga	1:42.871	1:43.243	5	
4	33	Juan Fco. Gastañaga	39.818	15	Carlos Esteban Garcia	34.376	28	Jorge Otero Agreda	28.914	4	28	Jorge Otero Agreda	1:42.954	1:43.099	3	
5	28	Jorge Otero Agreda	40.079	33	Juan Fco. Gastañaga	34.401	15	Carlos Esteban Garcia	28.962	5	15	Carlos Esteban Garcia	1:43.057	1:43.175	4	
6	6	Francisco Comendador	40.417	6	Francisco Comendador	34.920	6	Francisco Comendador	29.385	6	6	Francisco Comendador	1:44.722	1:45.052	6	
7	22	Sergi Morera Hernande	40.441	22	Sergi Morera Hernande	35.093	8	Luis Garcia Garcia	29.385	7	22	Sergi Morera Hernande	1:45.230	1:45.541	7	
8	19	Enrique Hernando Alonso	40.593	19	Enrique Hernando Alonso	35.312	19	Enrique Hernando Alonso	29.589	8	19	Enrique Hernando Alonso	1:45.494	1:45.545	8	
9	23	Fernando J. Bea Marto	40.687	8	Luis Garcia Garcia	35.536	23	Fernando J. Bea Marto	29.677	9	8	Luis Garcia Garcia	1:45.722	1:46.067	9	
10	8	Luis Garcia Garcia	40.801	23	Fernando J. Bea Marto	35.604	22	Sergi Morera Hernande	29.696	10	23	Fernando J. Bea Marto	1:45.968	1:46.305	10	
11	44	Philipp Sebastián Smaali	41.780	44	Philipp Sebastián Smaali	36.064	44	Philipp Sebastián Smaali	30.158	11	44	Philipp Sebastián Smaali	1:48.002	1:48.153	11	
12	34	Eloy Iñigo Varas	42.690	34	Eloy Iñigo Varas	37.342	34	Eloy Iñigo Varas	30.748	12	34	Eloy Iñigo Varas	1:50.780	1:51.020	13	
13	32	Juan Carlos Zorrilla Hierro	42.758	32	Juan Carlos Zorrilla Hierro	37.457	32	Juan Carlos Zorrilla Hierro	30.934	13	32	Juan Carlos Zorrilla Hierro	1:51.149	1:51.536	14	
14	31	José R. Fernandez	43.064	41	Diego Blanco Torrecilla	37.470	36	Daniel Cuadrado Torre	31.537	14	31	José R. Fernandez	1:52.212	1:52.212	15	
15	20	Mario Alberto Moreno Rojas	43.147	31	José R. Fernandez	37.498	20	Mario Alberto Moreno Rojas	31.615	15	20	Mario Alberto Moreno Rojas	1:52.832	1:53.204	17	
16	36	Daniel Cuadrado Torre	43.293	36	Daniel Cuadrado Torre	38.003	31	José R. Fernandez	31.650	16	36	Daniel Cuadrado Torre	1:52.833	1:53.137	16	
17	3	Lucas Gonzalez-Anleo	43.868	20	Mario Alberto Moreno Rojas	38.070	3	Lucas Gonzalez-Anleo	31.760	17	3	Lucas Gonzalez-Anleo	1:54.149	1:54.452	18	
18	41	Diego Blanco Torrecilla	44.305	3	Lucas Gonzalez-Anleo	38.521	41	Diego Blanco Torrecilla	32.515	18	41	Diego Blanco Torrecilla	1:54.290	1:55.128	19	
19	48	José Luis Crespillo Calderon	45.384	48	José Luis Crespillo Calderon	40.415	48	José Luis Crespillo Calderon	33.222	19	48	José Luis Crespillo Calderon	1:59.021	2:00.523	20	
20	4	Israel De Ana Morales	48.704	4	Israel De Ana Morales	1:03.088	13	Luis Ruiz Moya	1:55.411	20	4	Israel De Ana Morales	Transpon	Transpo	21	
21	13	Luis Ruiz Moya	Transpon	13	Luis Ruiz Moya	Transpon	4	Israel De Ana Morales	Transpon	21	13	Luis Ruiz Moya	Transpon	1:48.366	12	





Circuito del Jarama

División 2

1ª Carrera

Secuencia Lider



<u>Nº</u>	<u>Concursante</u>	<u>Piloto 1</u>	<u>Piloto 2</u>	<u>Vehiculo</u>	<u>Cat</u>	<u>Vta. Inici</u>	<u>Vta. Fin</u>	<u>Vtas.</u>	<u>Total Vtas.</u>
21	RACE	José De Los Milagros Viñegla		SUBARU WRX STi	5	1	10	10	10





Circuito del Jarama

División 2

1ª Carrera

5 Mejores Tiempos



Cl	Nº	Concursante	Piloto 1	Piloto 2	Vehiculo	Cat	Cl	Mejor 1		Mejor 2		Mejor 3		Mejor 4		Mejor 5	
								Tiempo	Vta.	Tiempo	Vta.	Tiempo	Vta.	Tiempo	Vta.	Tiempo	Vta.
1	1	R A C E	Ismael Arquero Saz		PORSCHE 996 GT2	6B	1	1:40.436	8	1:40.807	6	1:40.961	7	1:41.197	9	1:41.403	10
2	21	R A C E	José De Los Milagros Viñebla		SUBARU WRX STi	5	1	1:42.539	2	1:42.707	7	1:42.820	3	1:43.235	10	1:43.521	1
3	28	JORGE OTERO AGREDA	Jorge Otero Agreda		SEAT LEON MK2	5	2	1:43.099	3	1:43.544	6	1:43.568	4	1:43.844	8	1:43.861	5
4	15	A.D. DESGUACES LA TORRE	Carlos Esteban Garcia		PEUGEOT 308 Racing Cup	5	3	1:43.175	4	1:43.669	6	1:43.788	9	1:43.897	7	1:43.936	5
5	33	A.D. DESGUACES LA TORRE	Juan Fco. Gastañaga Martinez		CUPRA TCR	6A	1	1:43.243	4	1:43.511	8	1:43.523	5	1:43.687	6	1:43.778	7
6	6	C.D.E. DEYSCOM SPORT	Francisco Comendador Romero		SUBARU WRX Sti	5	4	1:45.052	6	1:45.133	4	1:45.956	7	1:46.064	10	1:46.101	5
7	22	SMC Junior Motorsport	Sergi Morera Hernandez		PEUGEOT RCZ RACING K	4	1	1:45.541	4	1:45.700	9	1:45.921	6	1:45.994	7	1:46.094	8
8	19	SMC Junior Motorsport	Enrique Hernando Alonso		PEUGEOT RCZ RACING K	4	2	1:45.545	8	1:45.817	9	1:46.079	10	1:46.122	5	1:46.559	2
9	8	ESCUADERIA LE MANS	Luis Garcia Garcia		CUPRA TCR	6A	2	1:46.067	4	1:46.081	5	1:46.533	6	1:46.792	2	1:47.333	3
10	23	C.D.E. ULTIMA VUELTA	Fernando J. Bea Marton		SEAT LEON MK2	5	5	1:46.305	5	1:46.582	6	1:46.647	8	1:46.825	2	1:47.154	4
11	44	C.D.E. ULTIMA VUELTA	Philipp Sebastián Smaali		SEAT LEON MK2	5	6	1:48.153	8	1:48.415	9	1:48.535	10	1:48.619	5	1:48.859	4
12	13	C.D.E. ULTIMA VUELTA	Luis Ruiz Moya		SEAT LEON MK2	5	7	1:48.366	3	1:48.641	4	1:48.736	6	1:48.806	2	1:49.715	5
13	34	R A C E	Eloy Iñigo Varas		SEAT LEON MK 1	4B	1	1:51.020	3	1:51.168	9	1:51.203	5	1:51.264	4	1:51.359	2
14	32	EFICAR TEAM	Juan Carlos Zorrilla Hierro		PORSCHE 968	CL	1	1:51.536	4	1:51.919	6	1:52.106	5	1:53.152	10	1:53.796	8
15	31	PARADINAS MOTORSPORT	José R. Fernandez Sanchez		PEUGEOT 207 THP	3	1	1:52.212	5	1:53.568	8	1:53.588	9	1:53.655	7	1:53.807	6
16	36	DANIEL CUADRADO TORRE	Daniel Cuadrado Torres		BMW M3 E36	CL	2	1:53.137	6	1:53.397	5	1:53.523	9	1:53.611	4	1:53.641	10
17	20	SMC Junior Motorsport	Mario Alberto Moreno Rojas		RENAULT CLIO CUP III	3	2	1:53.204	9	1:53.214	7	1:53.285	8	1:54.161	4	1:54.510	2
18	3	A.E.C.D.	Lucas Gonzalez-Anleo Polo		PORSCHE 968 CS	CL	3	1:54.452	6	1:54.863	7	1:55.506	5	1:55.830	4	1:56.427	3
19	41	CLUB JARAMA SPORT	Diego Blanco Torrecilla		PORSCHE 928	CL	4	1:55.128	4	1:55.785	8	1:56.004	6	1:56.252	2	1:56.323	3
20	48	CLUB AUTOMOVIL SIERO	José Luis Crespillo Calderon		PEUGEOT 207 1.6	3	3	2:00.523	2	2:07.754	1	2:40.202	3				
21	4	ISRAEL DE ANA MORALES	Israel De Ana Morales		SEAT LEON MK2	5	8										





Circuito del Jarama

División 2

1ª Carrera

5 Mejores Velocidades



Cl	Nº	Concursante	Piloto 1	Piloto 2	Vehiculo	Cat	Cl	V. Max. 1		V. Max. 2		V. Max. 3		V. Max. 4		V. Max. 5		Avg
								Km/h	Vta.	Km/h	Vta.	Km/h	Vta.	Km/h	Vta.	Km/h	Vta.	
1	1	R A C E	Ismael Arquero Saz		PORSCHE 996 GT2	6B	1	230.2	7	225.4	6	220.8	3	218.6	10	217.7	2	222.5
2	6	C.D.E. DEYSCOM SPORT	Francisco Comendador Romero		SUBARU WRX Sti	5	1	222.6	10	220.8	8	219.9	6	217.7	4	217.3	5	219.7
3	15	A.D. DESGUACES LA TORRE	Carlos Esteban Garcia		PEUGEOT 308 Racing Cup	5	2	220.8	9	219.5	7	216.0	4	216.0	10	214.2	6	217.3
4	21	R A C E	José De Los Milagros Viñegla		SUBARU WRX STi	5	3	220.4	8	215.1	4	214.2	10	213.8	3	213.0	9	215.3
5	19	SMC Junior Motorsport	Enrique Hernando Alonso		PEUGEOT RCZ RACING K	4	1	219.9	4	218.6	3	218.1	7	215.5	9	215.1	2	217.4
6	44	C.D.E. ULTIMA VUELTA	Philipp Sebastián Smaali		SEAT LEON MK2	5	4	218.6	6	214.7	9	214.2	2	214.2	3	212.1	10	214.8
7	28	JORGE OTERO AGREDA	Jorge Otero Agreda		SEAT LEON MK2	5	5	218.1	3	216.0	4	216.0	7	215.1	2	214.7	6	216.0
8	22	SMC Junior Motorsport	Sergi Morera Hernandez		PEUGEOT RCZ RACING K	4	2	217.3	4	216.8	3	216.8	6	215.5	7	215.5	10	216.4
9	33	A.D. DESGUACES LA TORRE	Juan Fco. Gastañaga Martinez		CUPRA TCR	6A	1	215.5	8	212.1	7	206.5	2	204.9	10	203.0	5	208.4
10	23	C.D.E. ULTIMA VUELTA	Fernando J. Bea Marton		SEAT LEON MK2	5	6	214.7	4	213.0	5	210.5	7	210.5	8	208.8	6	211.5
11	8	ESCUADERIA LE MANS	Luis Garcia Garcia		CUPRA TCR	6A	2	208.8	5	208.4	2	208.4	4	204.5	7	200.7	3	206.2
12	3	A.E.C.D.	Lucas Gonzalez-Anleo Polo		PORSCHE 968 CS	CL	1	207.6	2	205.7	6	202.2	7	201.1	9	199.2	5	203.2
13	34	R A C E	Eloy Iñigo Varas		SEAT LEON MK 1	4B	1	206.8	3	206.5	10	203.7	5	203.7	9	202.2	4	204.6
14	41	CLUB JARAMA SPORT	Diego Blanco Torrecilla		PORSCHE 928	CL	2	204.1	7	201.4	4	199.6	2	197.0	3	190.4	8	198.5
15	32	EFICAR TEAM	Juan Carlos Zorrilla Hierro		PORSCHE 968	CL	3	203.3	8	203.0	7	201.8	4	200.0	2	199.6	6	201.5
16	20	SMC Junior Motorsport	Mario Alberto Moreno Rojas		RENAULT CLIO CUP III	3	1	201.4	2	199.2	4	197.8	7	196.0	6	194.2	9	197.7
17	31	PARADINAS MOTORSPORT	José R. Fernandez Sanchez		PEUGEOT 207 THP	3	2	200.3	2	199.2	5	198.8	8	193.8	6	193.8	7	197.2
18	36	DANIEL CUADRADO TORRE	Daniel Cuadrado Torres		BMW M3 E36	CL	4	197.4	5	196.3	7	196.0	4	195.6	6	195.6	8	196.2
19	48	CLUB AUTOMOVIL SIERO	José Luis Crespillo Calderon		PEUGEOT 207 1.6	3	3	193.8	2	169.2	3	131.8	1	58.1	4			138.3
20	4	ISRAEL DE ANA MORALES	Israel De Ana Morales		SEAT LEON MK2	5	7	136.1	1									136.1



Circuito del Jarama

División 2

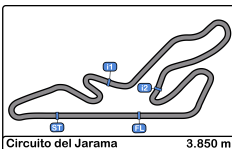
1ª Carrera

Secuencia Vueltas Rápidas



<u>Vta.</u>	<u>Hora Día</u>	<u>Tiempo Sesión</u>	<u>Nº</u>	<u>Concursante</u>	<u>Piloto 1</u>	<u>Piloto 2</u>	<u>Vehículo</u>	<u>Cat</u>	<u>Tiempo</u>	<u>Km/h</u>
2	16:03:33.869	3:25.869	21	R A C E	José De Los Milagros Viñegla		SUBARU WRX STi	5	1:42.539	135.1
2	16:03:52.192	3:44.192	1	R A C E	Ismael Arquero Saz		PORSCHE 996 GT2	6B	1:42.287	135.5
5	16:09:01.354	8:53.354	1	R A C E	Ismael Arquero Saz		PORSCHE 996 GT2	6B	1:42.087	135.7
6	16:10:42.161	10:34.161	1	R A C E	Ismael Arquero Saz		PORSCHE 996 GT2	6B	1:40.807	137.4
8	16:14:03.558	13:55.558	1	R A C E	Ismael Arquero Saz		PORSCHE 996 GT2	6B	1:40.436	137.9





Circuito del Jarama

División 2

1ª Carrera

Mejor Maxima Velocidad del Evento



Nº	Concursante	Piloto 1	Piloto 2	Vehiculo	Cat	Km/h	Sesión
1	R A C E	Ismael Arquero Saz		PORSCHE 996 GT2	6B	246.5	Entrenamiento cronometrado
6	C.D.E. DEYSCOM SPORT	Francisco Comendador		SUBARU WRX Sti	5	222.6	1ª Carrera
13	C.D.E. ULTIMA VUELTA	Luis Ruiz Moya		SEAT LEON MK2	5	221.7	Entrenamiento OPTATIVO - 2
21	R A C E	José De Los Milagros Viñegla		SUBARU WRX STi	5	221.3	Entrenamiento cronometrado
15	A.D. DESGUACES LA TORRE	Carlos Esteban Garcia		PEUGEOT 308 Racing Cup	5	220.8	1ª Carrera
44	C.D.E. ULTIMA VUELTA	Philipp Sebastián Smaali		SEAT LEON MK2	5	220.4	Entrenamiento OPTATIVO - 1
19	SMC Junior Motorsport	Enrique Hernando Alonso		PEUGEOT RCZ RACING K	4	219.9	1ª Carrera
28	JORGE OTERO AGREDA	Jorge Otero Agreda		SEAT LEON MK2	5	218.1	1ª Carrera
22	SMC Junior Motorsport	Sergi Morera Hernandez		PEUGEOT RCZ RACING K	4	217.3	1ª Carrera
23	C.D.E. ULTIMA VUELTA	Fernando J. Bea Marton		SEAT LEON MK2	5	216.4	Entrenamiento OPTATIVO - 2
33	A.D. DESGUACES LA TORRE	Juan Fco. Gastañaga Martinez		CUPRA TCR	6A	215.5	1ª Carrera
8	ESCUADERIA LE MANS	Luis Garcia Garcia		CUPRA TCR	6A	213.8	Entrenamiento cronometrado
3	A.E.C.D.	Lucas Gonzalez-Anleo Polo		PORSCHE 968 CS	CL	209.7	Entrenamiento cronometrado
34	R A C E	Eloy Iñigo Varas		SEAT LEON MK 1	4B	206.8	1ª Carrera
41	CLUB JARAMA SPORT	Diego Blanco Torrecilla		PORSCHE 928	CL	204.1	1ª Carrera
32	EFICAR TEAM	Juan Carlos Zorrilla Hierro		PORSCHE 968	CL	203.3	1ª Carrera
31	PARADINAS MOTORSPORT	José R. Fernandez Sanchez		PEUGEOT 207 THP	3	202.2	Entrenamiento cronometrado
20	SMC Junior Motorsport	Mario Alberto Moreno Rojas		RENAULT CLIO CUP III	3	201.4	1ª Carrera
4	ISRAEL DE ANA MORALES	Israel De Ana Morales		SEAT LEON MK2	5	198.8	Entrenamiento cronometrado
36	DANIEL CUADRADO TORRES	Daniel Cuadrado Torres		BMW M3 E36	CL	197.4	1ª Carrera
48	CLUB AUTOMOVIL SIERO	José Luis Crespillo Calderon		PEUGEOT 207 1.6	3	193.8	1ª Carrera





Circuito del Jarama

División 2

1ª Carrera

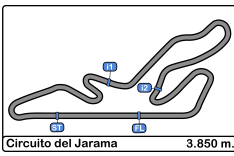
Cuentavueltas



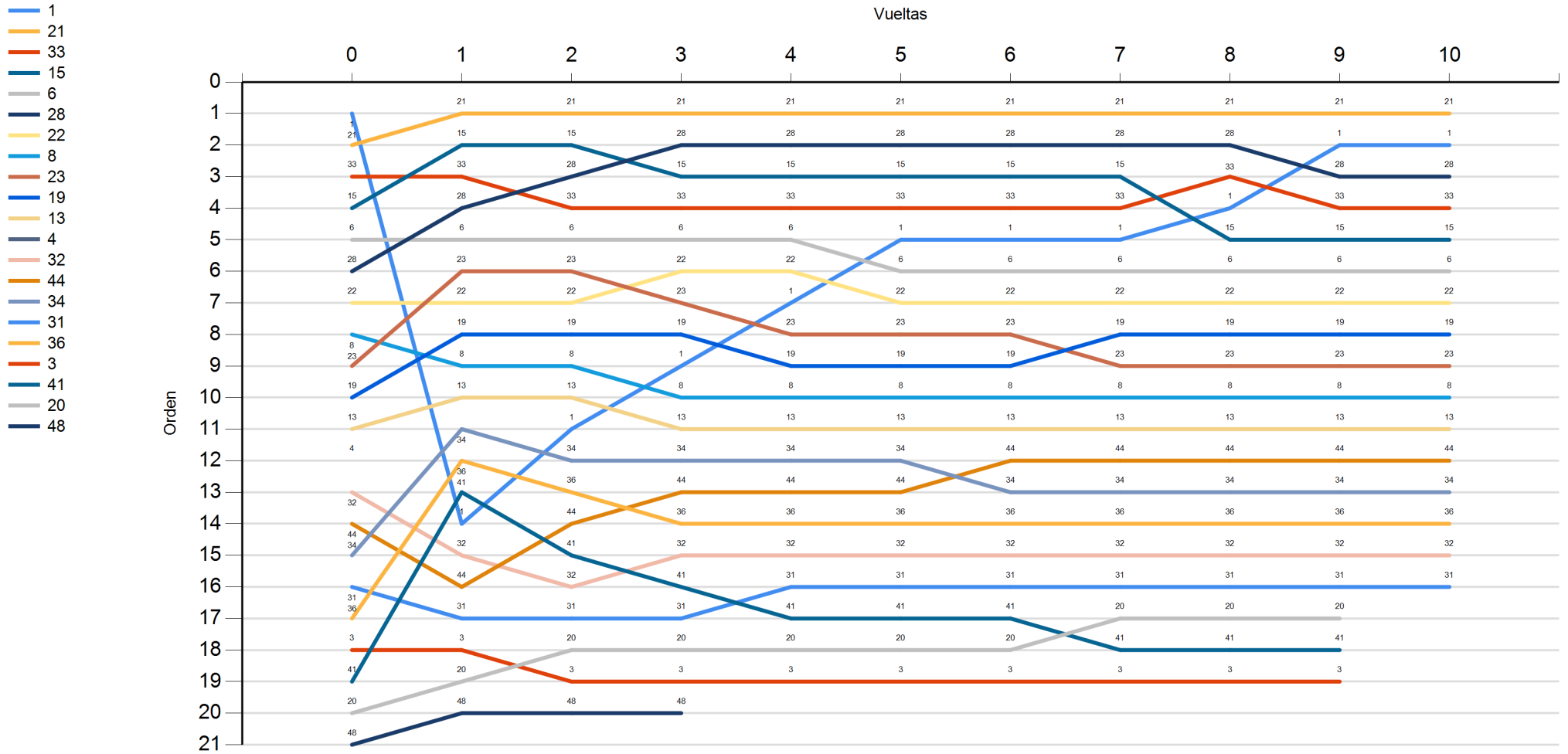
Vta.

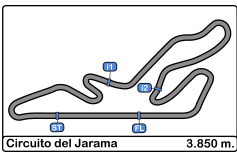
Nr	Po	Grid	1	2	3	4	5	6	7	8	9	10
1	1	1	21	21	21	21	21	21	21	21	21	21
21	2	21	15	15	28	28	28	28	28	28	1	1
33	3	33	33	28	15	15	15	15	15	33	28	28
15	4	15	28	33	33	33	33	33	33	1	33	33
6	5	6	6	6	6	6	1	1	1	15	15	15
28	6	28	23	23	22	22	6	6	6	6	6	6
22	7	22	22	22	23	1	22	22	22	22	22	22
8	8	8	19	19	19	23	23	23	19	19	19	19
23	9	23	8	8	1	19	19	19	23	23	23	23
19	10	19	13	13	8	8	8	8	8	8	8	8
13	11	13	34	1	13	13	13	13	13	13	13	13
4	12	4	36	34	34	34	34	44	44	44	44	44
32	13	32	41	36	44	44	44	34	34	34	34	34
44	14	44	1	44	36	36	36	36	36	36	36	36
34	15	34	32	41	32	32	32	32	32	32	32	32
31	16	31	44	32	41	31	31	31	31	31	31	31
36	17	36	31	31	31	41	41	41	20	20	20	
3	18	3	3	20	20	20	20	20	41	41	41	
41	19	41	20	3	3	3	3	3	3	3	3	
20	20	20	48	48	48							
48	21	48										





Circuito del Jarama
División 2
1ª Carrera
Cuentavueltas Gráfico





Circuito del Jarama

División 2

1ª Carrera

Tiempos Parada en Pit



Nr.	Hora Día En.	Concursante	Nac	Piloto 1	Nac	Piloto 2	Nac	Vehiculo	Cat	Tiempo Entra.	Stop Nº	Tiempo Box	Handicap	Penalty
48	15:06:50.536	CLUB AUTOMOVIL SIERO		José Luis Crespillo				PEUGEOT 207 1.6	3	6:42.727	1	4:26.040		

