

# Circuito del Jarama

## División 2


### Entrenamiento cronometrado

### Resultados Provisionales

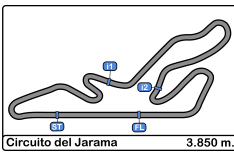


Cls	Nº	Concursante	Piloto 1	Piloto 2	Vehiculo	Cat	Cls	Vtas.	V.R.	Tiempo	Dif 1º	Intervalo	Km/h
1	1	R A C E	Ismael Arquero Saz		PORSCHE 996 GT2	6B	1	11	8	1:39.937			138.6
2	21	R A C E	José De Los Milagros Viñegla		SUBARU WRX STi	5	1	11	8	1:40.950	1.013	1.013	137.2
3	33	A.D. DESGUACES LA TORRE	Juan Fco. Gastañaga Martinez		CUPRA TCR	6A	1	8	5	1:43.088	3.151	2.138	134.4
4	15	A.D. DESGUACES LA TORRE	Carlos Esteban Garcia		PEUGEOT 308 Racing Cup	5	2	14	10	1:43.818	3.881	0.730	133.5
5	28	JORGE OTERO AGREDA	Jorge Otero Agreda		SEAT LEON MK2	5	3	7	7	1:43.873	3.936	0.055	133.4
6	22	SMC Junior Motorsport	Sergi Morera Hernandez		PEUGEOT RCZ RACING K	4	1	7	6	1:46.229	6.292	2.356	130.4
7	6	C.D.E. DEYSCOM SPORT	Francisco Comendador Romero		SUBARU WRX Sti	5	4	13	9	1:46.255	6.318	0.026	130.4
8	8	ESCUADERIA LE MANS	Luis Garcia Garcia		CUPRA TCR	6A	2	16	10	1:46.394	6.457	0.139	130.2
9	23	C.D.E. ULTIMA VUELTA	Fernando J. Bea Marton		SEAT LEON MK2	5	5	17	8	1:47.140	7.203	0.746	129.3
10	19	SMC Junior Motorsport	Enrique Hernando Alonso		PEUGEOT RCZ RACING K	4	2	12	9	1:48.077	8.140	0.937	128.2
11	13	C.D.E. ULTIMA VUELTA	Luis Ruiz Moya		SEAT LEON MK2	5	6	13	10	1:48.398	8.461	0.321	127.8
12	4	ISRAEL DE ANA MORALES	Israel De Ana Morales		SEAT LEON MK2	5	7	10	10	1:48.691	8.754	0.293	127.5
13	44	C.D.E. ULTIMA VUELTA	Philipp Sebastián Smaali		SEAT LEON MK2	5	8	15	11	1:50.710	10.773	2.019	125.1
14	32	EFICAR TEAM	Juan Carlos Zorrilla Hierro		PORSCHE 968	CL	1	10	9	1:50.992	11.055	0.282	124.8
15	34	R A C E	Eloy Iñigo Varas		SEAT LEON MK 1	4B	1	9	5	1:52.407	12.470	1.415	123.3
16	31	PARADINAS MOTORSPORT	José R. Fernandez Sanchez		PEUGEOT 207 THP	3	1	8	6	1:52.820	12.883	0.413	122.8
17	36	DANIEL CUADRADO TORRES	Daniel Cuadrado Torres		BMW M3 E36	CL	2	8	7	1:53.650	13.713	0.830	121.9
18	3	A.E.C.D.	Lucas Gonzalez-Anleo Polo		PORSCHE 968 CS	CL	3	8	7	1:53.894	13.957	0.244	121.6
19	41	CLUB JARAMA SPORT	Diego Blanco Torrecilla		PORSCHE 928	CL	4	8	7	1:53.934	13.997	0.040	121.6
20	20	SMC Junior Motorsport	Mario Alberto Moreno Rojas		RENAULT CLIO CUP III	3	2	15	12	1:54.011	14.074	0.077	121.5
21	48	CLUB AUTOMOVIL SIERO	José Luis Crespillo Calderon		PEUGEOT 207 1.6	3	3	4	3	2:01.030	21.093	7.019	114.5

Publicado a las:.....

<b>Comisarios Deportivos:</b>	<b>Director de Carrera:</b>	<b>Cronometrador:</b> 
-------------------------------	-----------------------------	-------------------------------------------------------------------------------------------------------------





# Circuito del Jarama

## División 2

### Entrenamiento cronometrado

### Resultados Provisionales por categoría

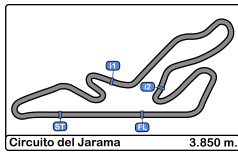


Cls	Nº	Concursante	Piloto 1	Piloto 2	Vehiculo	Cat	Cls	Vtas.	Tiemp	Tiempo	Dif 1º	Intervalo	Km/h
<b>6B</b>													
1	1	R A C E	Ismael Arquero Saz		PORSCHE 996 GT2	6B	1	11	8	1:39.937			138.6
<b>5</b>													
1	21	R A C E	José De Los Milagros Viñegla		SUBARU WRX STi	5	1	11	8	1:40.950			137.2
2	15	A.D. DESGUACES LA TORRE	Carlos Esteban Garcia		PEUGEOT 308 Racing Cup	5	2	14	10	1:43.818	2.868	2.868	133.5
3	28	JORGE OTERO AGREDA	Jorge Otero Agreda		SEAT LEON MK2	5	3	7	7	1:43.873	2.923	0.055	133.4
4	6	C.D.E. DEYSCOM SPORT	Francisco Comendador Romero		SUBARU WRX Sti	5	4	13	9	1:46.255	5.305	2.382	130.4
5	23	C.D.E. ULTIMA VUELTA	Fernando J. Bea Marton		SEAT LEON MK2	5	5	17	8	1:47.140	6.190	0.885	129.3
6	13	C.D.E. ULTIMA VUELTA	Luis Ruiz Moya		SEAT LEON MK2	5	6	13	10	1:48.398	7.448	1.258	127.8
7	4	ISRAEL DE ANA MORALES	Israel De Ana Morales		SEAT LEON MK2	5	7	10	10	1:48.691	7.741	0.293	127.5
8	44	C.D.E. ULTIMA VUELTA	Philipp Sebastián Smaali		SEAT LEON MK2	5	8	15	11	1:50.710	9.760	2.019	125.1
<b>6A</b>													
1	33	A.D. DESGUACES LA TORRE	Juan Fco. Gastañaga Martinez		CUPRA TCR	6A	1	8	5	1:43.088			134.4
2	8	ESCUADERIA LE MANS	Luis Garcia Garcia		CUPRA TCR	6A	2	16	10	1:46.394	3.306	3.306	130.2
<b>4</b>													
1	22	SMC Junior Motorsport	Sergi Morera Hernandez		PEUGEOT RCZ RACING K	4	1	7	6	1:46.229			130.4
2	19	SMC Junior Motorsport	Enrique Hernando Alonso		PEUGEOT RCZ RACING K	4	2	12	9	1:48.077	1.848	1.848	128.2
<b>CL</b>													
1	32	EFICAR TEAM	Juan Carlos Zorrilla Hierro		PORSCHE 968	CL	1	10	9	1:50.992			124.8
2	36	DANIEL CUADRADO TORRES	Daniel Cuadrado Torres		BMW M3 E36	CL	2	8	7	1:53.650	2.658	2.658	121.9
3	3	A.E.C.D.	Lucas Gonzalez-Anleo Polo		PORSCHE 968 CS	CL	3	8	7	1:53.894	2.902	0.244	121.6
4	41	CLUB JARAMA SPORT	Diego Blanco Torrecilla		PORSCHE 928	CL	4	8	7	1:53.934	2.942	0.040	121.6
<b>4B</b>													
1	34	R A C E	Eloy Iñigo Varas		SEAT LEON MK 1	4B	1	9	5	1:52.407			123.3
<b>3</b>													
1	31	PARADINAS MOTORSPORT	José R. Fernandez Sanchez		PEUGEOT 207 THP	3	1	8	6	1:52.820			122.8
2	20	SMC Junior Motorsport	Mario Alberto Moreno Rojas		RENAULT CLIO CUP III	3	2	15	12	1:54.011	1.191	1.191	121.5
3	48	CLUB AUTOMOVIL SIERO	José Luis Crespillo Calderon		PEUGEOT 207 1.6	3	3	4	3	2:01.030	8.210	7.019	114.5

Publicado a las:.....

<b>Comisarios Deportivos:</b>	<b>Director de Carrera:</b>	<b>Cronometrador:</b>
-------------------------------	-----------------------------	-----------------------





**Circuito del Jarama**  
**División 2**  
**Entrenamiento cronometrado**  
**Tiempos Por Vuelta**



1							8								
1 Ismael Arquero Saz							1 Luis Garcia Garcia								
PORSCHÉ 996 GT2							CUPRA TCR								
6B							2								
RACE							ESCUDERIA LE MANS								
Vta	D	Tiempo	Sector 1	Sector 2	Sector 3	V.Max	Elapsed	Vta	D	Tiempo	Sector 1	Sector 2	Sector 3	V.Max	Elapsed
1		12:53:33.377	12:52:14.447	46.355	32.575	79.4	12:53:33.377	1		12:53:40.642	12:52:17.670	47.605	35.367	90.5	12:53:40.642
2		1:46.550	41.393	34.701	30.456	207.2	12:55:19.927	2		2:05.219	48.463	42.419	34.337	162.8	12:55:45.861
3		1:44.554	41.223	34.856	28.475	200.7	12:57:04.481	3		1:57.404	45.654	39.906	31.844	177.0	12:57:43.265
4		1:57.692 P	40.173	38.539	38.980	233.2	12:59:02.173	4		1:54.576	44.282	38.709	31.585	177.9	12:59:37.841
5		6:07.177	5:00.207	36.996	29.974	109.5	13:05:09.350	5		1:55.907	45.328	39.427	31.152	184.9	13:01:33.748
6		1:41.679	39.600	33.434	28.645	231.2	13:06:51.029	6		1:52.278	43.166	38.179	30.933	196.3	13:03:26.026
7		1:40.261	39.116	33.225	27.920	227.3	13:08:31.290	7		1:49.280	42.543	36.515	30.222	208.0	13:05:15.306
8		1:39.937	38.475	33.208	28.254	233.7	13:10:11.227	8		1:46.825	40.894	35.966	29.965	208.4	13:07:02.131
9		2:13.664 P	51.112	40.473	42.079	227.8	13:12:24.891	9		1:46.549	40.937	35.923	29.689	213.8	13:08:48.680
10		4:10.398	3:07.058	34.590	28.750	122.1	13:16:35.289	10		1:46.394	40.818	35.712	29.864	201.1	13:10:35.074
11		1:40.871	39.173	33.295	28.403	220.8	13:18:16.160	11		1:47.161	41.404	35.834	29.923	201.1	13:12:22.235
3							13								
1 Lucas Gonzalez-Anleo							1 Luis Ruiz Moya								
PORSCHÉ 968 CS							SEAT LEON MK2								
CL							2								
A.E.C.D.							C.D.E. ULTIMA VUELTA								
Vta	D	Tiempo	Sector 1	Sector 2	Sector 3	V.Max	Elapsed	Vta	D	Tiempo	Sector 1	Sector 2	Sector 3	V.Max	Elapsed
1		12:53:47.198	12:52:23.682	47.199	36.317	78.0	12:53:47.198	1		12:53:18.724	12:52:03.529	42.096	33.099	74.4	12:53:18.724
2		2:06.935	52.703	40.929	33.303	155.3	12:55:54.133	2		1:55.075	44.502	38.725	31.848	194.5	12:55:13.799
3		2:00.449	47.121	40.909	32.419	176.4	12:57:54.582	3		1:52.679	42.724	38.850	31.105	208.8	12:57:06.478
4		1:56.065	44.724	39.088	32.253	194.2	12:59:50.647	4		1:50.084	42.341	36.949	30.794	210.1	12:58:56.562
5		1:58.486	45.404	40.974	32.108	180.9	13:01:49.133	5		2:36.604 P	44.116	59.073	53.415	206.1	13:01:33.166
6		1:54.693	44.313	38.481	31.899	196.0	13:03:43.826	6		5:13.881	4:02.913	37.529	33.439	55.1	13:06:47.047
7		1:53.894	44.076	38.323	31.495	209.7	13:05:37.720	7		1:50.757	42.660	37.497	30.600	219.5	13:08:37.804
8		2:18.600 P	45.927	43.652	49.021	208.4	13:07:56.320	8		1:50.341	42.850	36.772	30.719	213.8	13:10:28.145
4							15								
1 Israel De Ana Morales							1 Carlos Esteban Garcia								
SEAT LEON MK2							PEUGEOT 308 Racing Cup								
5							2								
ISRAEL DE ANA MORALES							A.D. DESGUACES LA TORRE								
Vta	D	Tiempo	Sector 1	Sector 2	Sector 3	V.Max	Elapsed	Vta	D	Tiempo	Sector 1	Sector 2	Sector 3	V.Max	Elapsed
1		12:54:16.578	12:52:50.240	47.193	39.145	89.6	12:54:16.578	1		12:52:38.333	12:51:27.290	39.086	31.957	86.1	12:52:38.333
2		2:40.712 P	56.157	54.085	50.470	138.4	12:56:57.290	2		1:57.486	43.187	41.426	32.873	187.5	12:54:35.819
3		6:02.732 P	4:40.052	41.665	41.015	93.1	13:03:00.022	3		1:51.089	40.986	37.722	32.381	214.2	12:56:26.908
4		6:54.916	5:44.188	38.751	31.977	85.6	13:09:54.938	4		1:45.797	41.241	35.431	29.125	202.2	12:58:12.705
5		1:52.075	43.134	37.610	31.331	187.8	13:11:47.013	5		1:44.451	40.556	34.845	29.050	212.1	12:59:57.156
6		1:52.724	43.047	38.207	31.470	196.3	13:13:39.737	6		1:44.964	39.731	36.104	29.129	213.4	13:01:42.120
7		1:59.304 P	43.150	37.785	38.369	198.8	13:15:39.041	7		1:44.513	40.238	34.947	29.328	202.6	13:03:26.633
8		6:01.013	4:47.331	41.328	32.354	95.2	13:21:40.054	8		1:47.133	41.679	35.501	29.953	206.8	13:05:13.766
9		1:50.508	43.902	36.342	30.264	191.1	13:23:30.562	9		1:45.747	40.967	35.345	29.435	204.5	13:06:59.513
10		1:48.691	42.359	36.253	30.079	196.0	13:25:19.253	10		1:43.818	40.166	34.788	28.864	210.1	13:08:43.331
11		50.483	47.366		173.0			11		1:43.966	40.096	34.730	29.140	216.0	13:10:27.297
6							5								
1 Francisco Comendador							1								
Romero							2								
SUBARU WRX Sti							A.D. DESGUACES LA TORRE								
5							2								
C.D.E. DEYSCOM SPORT							A.D. DESGUACES LA TORRE								
Vta	D	Tiempo	Sector 1	Sector 2	Sector 3	V.Max	Elapsed	Vta	D	Tiempo	Sector 1	Sector 2	Sector 3	V.Max	Elapsed
1		12:55:50.075	12:54:37.637	40.302	32.136	89.3	12:55:50.075	1		12:52:38.333	12:51:27.290	39.086	31.957	86.1	12:52:38.333
2		1:49.944	43.005	37.215	29.724	188.4	12:57:40.019	2		1:57.486	43.187	41.426	32.873	187.5	12:54:35.819
3		1:48.156	42.031	36.184	29.941	204.5	12:59:28.175	3		1:51.089	40.986	37.722	32.381	214.2	12:56:26.908
4		1:46.364	41.445	35.213	29.706	212.5	13:01:14.539	4		1:45.797	41.241	35.431	29.125	202.2	12:58:12.705
5		1:47.601	42.434	35.110	30.057	186.8	13:03:02.140	5		1:44.451	40.556	34.845	29.050	212.1	12:59:57.156
6		2:03.571 P	41.795	35.770	46.006	218.1	13:05:05.711	6		1:44.964	39.731	36.104	29.129	213.4	13:01:42.120
7		5:46.448	4:34.468	39.403	32.577	75.7	13:10:52.159	7		1:44.513	40.238	34.947	29.328	202.6	13:03:26.633
8		1:46.481	41.496	35.218	29.767	206.5	13:12:38.640	8		1:47.133	41.679	35.501	29.953	206.8	13:05:13.766
9		1:46.255	41.471	34.982	29.802	218.6	13:14:24.895	9		1:45.747	40.967	35.345	29.435	204.5	13:06:59.513
10		1:47.404	41.937	35.504	29.963	206.1	13:16:12.299	10		1:43.818	40.166	34.788	28.864	210.1	13:08:43.331
11		1:47.029	41.989	35.067	29.973	216.8	13:17:59.328	11		1:43.966	40.096	34.730	29.140	216.0	13:10:27.297
12		1:47.983	41.634	35.567	30.782	217.3	13:19:47.311	12		2:54.863 P	54.900	1:06.583	53.380	176.1	13:13:22.160
13		2:02.422 P	43.124	35.702	43.596	216.0	13:21:49.733	13		4:32.943	3:27.669	35.396	29.878	71.0	13:17:55.103
								14		2:00.041 P	41.941	36.767	41.333	190.8	13:19:55.144
								15			2:33.720	53.551		53.3	



**Circuito del Jarama**  
**División 2**  
**Entrenamiento cronometrado**  
**Tiempos Por Vuelta**



**19** 1 Enrique Hernando Alonso PEUGEOT RCZ RACING K  
 4 2 SMC Junior Motorsport

Vta	D	Tiempo	Sector 1	Sector 2	Sector 3	V.Max	Elapsed
1		12:52:53.413	12:51:41.691	39.658	32.064	61.3	12:52:53.413
2		1:51.152	43.212	37.222	30.718	201.8	12:54:44.565
3		1:49.307	42.062	36.683	30.562	206.5	12:56:33.872
4		1:48.961	41.704	36.585	30.672	205.7	12:58:22.833
5		2:18.489 P	48.036	46.684	43.769	182.4	13:00:41.322
6		12:45.707	11:33.919	40.549	31.239	75.8	13:13:27.029
7		1:48.812	42.071	36.353	30.388	204.1	13:15:15.841
8		1:48.607	41.568	36.365	30.674	206.1	13:17:04.448
9		1:48.077	41.443	36.339	30.295	204.5	13:18:52.525
10		1:53.577	45.491	37.615	30.471	204.1	13:20:46.102
11		1:48.222	41.592	36.257	30.373	203.7	13:22:34.324
12		2:10.709 P	52.176	37.069	41.464	202.6	13:24:45.033

**20** 1 Mario Alberto Moreno Rojas RENAULT CLIO CUP III  
 3 2 SMC Junior Motorsport

Vta	D	Tiempo	Sector 1	Sector 2	Sector 3	V.Max	Elapsed
1		12:53:05.535	12:51:45.566	44.728	35.241	72.5	12:53:05.535
2		2:16.806	57.151	44.303	35.352	184.6	12:55:22.341
3		2:10.487	57.350	40.176	32.961	189.4	12:57:32.828
4		1:57.436	45.076	39.481	32.879	189.4	12:59:30.264
5		1:55.217	44.131	38.823	32.263	186.2	13:01:25.481
6		1:54.259	43.361	38.668	32.230	193.5	13:03:19.740
7		1:55.119	43.631	38.622	32.866	193.2	13:05:14.859
8		2:16.148 P	46.438	45.382	44.328	188.8	13:07:31.007
9		3:56.205	2:45.133	39.003	32.069	89.8	13:11:27.212
10		1:54.024	43.506	38.522	31.996	183.6	13:13:21.236
11		1:54.096	43.614	38.505	31.977	192.5	13:15:15.332
12		1:54.011	43.549	38.614	31.848	190.4	13:17:09.343
13		1:54.709	43.959	38.310	32.440	193.5	13:19:04.052
14		1:54.381	43.468	38.695	32.218	190.8	13:20:58.433
15		2:21.612 P	50.429	42.711	48.472	160.7	13:23:20.045

**21** 1 José De Los Milagros Viñegla SUBARU WRX STI  
 5 2 R A C E

Vta	D	Tiempo	Sector 1	Sector 2	Sector 3	V.Max	Elapsed
1		12:53:05.400	12:51:53.273	40.394	31.733	79.4	12:53:05.400
2		1:49.801	43.181	36.947	29.673	178.2	12:54:55.201
3		1:42.204	39.517	34.272	28.415	216.0	12:56:37.405
4		1:57.574	46.735	41.354	29.485	166.4	12:58:34.979
5		1:41.070	38.973	33.797	28.300	218.1	13:00:16.049
6		2:35.252 P	51.639	51.069	52.544	172.5	13:02:51.301
7		9:58.332	8:37.597	48.729	32.006	72.5	13:12:49.633
8		1:40.950	39.063	33.546	28.341	221.3	13:14:30.583
9		2:18.828	54.897	50.794	33.137	176.1	13:16:49.411
10		1:41.095	39.057	33.697	28.341	219.5	13:18:30.506
11		2:48.516 P	53.847	58.750	55.919	145.7	13:21:19.022

**22** 1 Sergi Morera Hernandez PEUGEOT RCZ RACING K  
 4 2 SMC Junior Motorsport

Vta	D	Tiempo	Sector 1	Sector 2	Sector 3	V.Max	Elapsed
1		12:52:56.287	12:51:36.350	43.572	36.365	91.6	12:52:56.287
2		2:01.830	46.601	39.873	35.356	183.3	12:54:58.117
3		1:49.561	42.283	36.589	30.689	204.1	12:56:47.678
4		1:49.001	41.708	36.933	30.360	213.0	12:58:36.679
5		1:46.603	40.895	35.619	30.089	215.1	13:00:23.282
6		1:46.229	40.922	35.332	29.975	213.8	13:02:09.511
7		2:40.915 P	54.172	52.747	53.996	158.1	13:04:50.426

**23** 1 Fernando J. Bea Marton SEAT LEON MK2  
 5 2 C.D.E. ULTIMA VUELTA

Vta	D	Tiempo	Sector 1	Sector 2	Sector 3	V.Max	Elapsed
1		12:53:08.250	12:51:53.871	41.365	33.014	84.2	12:53:08.250
2		1:56.997	47.243	39.334	30.420	193.2	12:55:05.247
3		1:48.221	41.444	36.874	29.903	194.2	12:56:53.468
4		1:47.225	41.095	36.351	29.779	204.1	12:58:40.693
5		1:48.001	41.276	36.347	30.378	203.7	13:00:28.694
6		2:03.248 P	41.349	38.586	43.313	204.9	13:02:31.942
7		4:37.465	3:31.614	36.042	29.809	101.9	13:07:09.407
8		1:47.140	41.274	36.221	29.645	204.9	13:08:56.547
9		1:47.453	41.293	36.270	29.890	203.7	13:10:44.000
10		1:48.016	41.577	36.471	29.968	204.5	13:12:32.016
11		1:47.826	41.467	36.240	30.119	198.8	13:14:19.842
12		1:47.457	41.452	36.241	29.764	208.0	13:16:07.299
13		1:47.486	41.265	36.056	30.165	210.5	13:17:54.785
14		1:49.093	41.371	36.997	30.725	212.5	13:19:43.878
15		1:51.114	43.968	36.833	30.313	170.3	13:21:34.992
16		1:49.894	41.924	37.964	30.006	201.1	13:23:24.886
17		1:47.735	41.609	36.027	30.099	204.5	13:25:12.621
18			57.039	55.142		150.8	

**28** 1 Jorge Otero Agreda SEAT LEON MK2  
 5 2 JORGE OTERO AGREDA

Vta	D	Tiempo	Sector 1	Sector 2	Sector 3	V.Max	Elapsed
1		13:13:59.143	13:12:39.465	44.404	35.274	77.4	13:13:59.143
2		2:01.889	47.642	40.781	33.466	164.8	13:16:01.032
3		1:55.975	44.944	38.169	32.862	179.4	13:17:57.007
4		1:51.931	43.072	38.083	30.776	188.4	13:19:48.938
5		1:47.481	42.097	35.723	29.661	198.5	13:21:36.419
6		1:46.140	40.770	36.117	29.253	213.4	13:23:22.559
7		1:43.873	40.366	34.397	29.110	210.9	13:25:06.432
8			47.241	50.427		211.3	

**31** 1 José R. Fernandez Sanchez PEUGEOT 207 THP  
 3 2 PARADINAS MOTORSPORT

Vta	D	Tiempo	Sector 1	Sector 2	Sector 3	V.Max	Elapsed
1		12:53:18.308	12:51:58.703	44.637	34.968	79.0	12:53:18.308
2		1:59.092	46.198	40.431	32.463	164.8	12:55:17.400
3		1:55.937	44.956	38.796	32.185	183.9	12:57:13.337
4		2:06.886 P	44.503	40.893	41.490	169.2	12:59:20.223
5		4:08.248	2:55.737	39.742	32.769	90.6	13:03:28.471
6		1:52.820	43.173	38.086	31.561	199.2	13:05:21.291
7		1:55.293	44.040	39.299	31.954	175.3	13:07:16.584
8		2:01.259 P	43.612	37.970	39.677	202.2	13:09:17.843





**Circuito del Jarama**  
**División 2**  
**Entrenamiento cronometrado**  
**Tiempos Por Vuelta**



**32**

1 Juan Carlos Zorrilla Hierro

PORSCHE 968

**41**

1 Diego Blanco Torrecilla

PORSCHE 928

CL

2

EFICAR TEAM

CL

2

CLUB JARAMA SPORT

Vta	D	Tiempo	Sector 1	Sector 2	Sector 3	V.Max	Elapsed
1		12:53:45.340	12:52:15.476	52.467	37.397	72.3	12:53:45.340
2		2:04.019	50.152	40.913	32.954	168.4	12:55:49.359
3		1:55.922	45.344	38.723	31.855	186.8	12:57:45.281
4		1:55.107	44.295	38.956	31.856	173.6	12:59:40.388
5		2:08.806 P	44.957	40.068	43.781	168.7	13:01:49.194
6		7:45.714	6:17.041	49.608	39.065	71.7	13:09:34.908
7		2:04.124	51.203	40.867	32.054	152.1	13:11:39.032
8		1:54.210	43.319	39.676	31.215	183.9	13:13:33.242
9		<b>1:50.992</b>	<b>42.667</b>	<b>37.521</b>	<b>30.804</b>	197.4	13:15:24.234
10		2:23.806 P	45.637	48.686	49.483	183.3	13:17:48.040

**33**

1 Juan Fco. Gastañaga Martinez

CUPRA TCR

6A

2

A.D. DESGUACES LA TORRE

Vta	D	Tiempo	Sector 1	Sector 2	Sector 3	V.Max	Elapsed
1		12:52:33.139	12:51:15.326	43.744	34.069	83.1	12:52:33.139
2		2:03.683	46.110	42.328	35.245	170.8	12:54:36.822
3		1:46.558	41.085	35.803	29.670	201.4	12:56:23.380
4		1:44.972	40.878	35.360	28.734	196.7	12:58:08.352
5		<b>1:43.088</b>	40.075	<b>34.455</b>	<b>28.558</b>	200.3	12:59:51.440
6		1:43.104	<b>39.558</b>	34.820	28.726	205.3	13:01:34.544
7		2:05.520 P	39.991	39.646	45.883	198.5	13:03:40.064
8		15:21.937	14:14.139	38.250	29.548	96.9	13:19:02.001
9			43.637	49.429		198.8	

**34**

1 Eloy Iñigo Varas

SEAT LEON MK 1

4B

2

R A C E

Vta	D	Tiempo	Sector 1	Sector 2	Sector 3	V.Max	Elapsed
1		12:56:44.631	12:55:25.695	44.752	34.184	85.5	12:56:44.631
2		1:54.833	44.618	38.920	31.295	185.2	12:58:39.464
3		1:53.289	44.110	<b>37.892</b>	31.287	198.1	13:00:32.753
4		1:53.090	<b>43.306</b>	37.956	31.828	197.8	13:02:25.843
5		<b>1:52.407</b>	43.485	37.913	<b>31.009</b>	198.1	13:04:18.250
6		2:34.293 P	52.021	53.562	48.710	195.2	13:06:52.543
7		7:29.996	6:16.300	41.958	31.738	82.6	13:14:22.539
8		2:00.921	44.049	43.802	33.070	195.6	13:16:23.460
9		2:03.666 P	43.477	38.250	41.939	195.2	13:18:27.126
10			5:57.422	49.084		75.7	

**36**

1 Daniel Cuadrado Torres

BMW M3 E36

CL

2

DANIEL CUADRADO TORRES

Vta	D	Tiempo	Sector 1	Sector 2	Sector 3	V.Max	Elapsed
1		12:52:40.098	12:51:23.392	42.514	34.192	81.8	12:52:40.098
2		1:58.090	45.029	39.824	33.237	171.1	12:54:38.188
3		1:55.555	44.670	38.896	31.989	174.4	12:56:33.743
4		1:54.600	44.296	38.653	<b>31.651</b>	170.8	12:58:28.343
5		2:11.369 P	43.898	39.037	48.434	179.1	13:00:39.712
6		3:32.881	2:21.421	39.432	32.028	96.8	13:04:12.593
7		<b>1:53.650</b>	<b>43.779</b>	<b>38.156</b>	31.715	182.4	13:06:06.243
8		2:26.469 P	49.492	50.523	46.454	171.1	13:08:32.712

**44**

1 Philipp Sebastián Smaali

SEAT LEON MK2

5

2

C.D.E. ULTIMA VUELTA

Vta	D	Tiempo	Sector 1	Sector 2	Sector 3	V.Max	Elapsed
1		12:53:29.695	12:52:08.663	45.102	35.930	67.4	12:53:29.695
2		1:59.077	46.766	39.916	32.395	167.9	12:55:28.772
3		1:56.745	47.134	37.984	31.627	170.0	12:57:25.517
4		1:56.558	43.722	38.897	33.939	195.6	12:59:22.075
5		1:50.820	<b>42.745</b>	36.841	31.234	201.8	13:01:12.895
6		2:29.607 P	50.276	50.309	49.022	166.6	13:03:42.502
7		4:17.213	3:02.267	40.752	34.194	86.3	13:07:59.715
8		1:53.182	43.873	37.632	31.677	193.8	13:09:52.897
9		1:51.387	43.020	37.049	31.318	208.0	13:11:44.284
10		1:51.720	43.315	37.299	31.106	189.1	13:13:36.004
11		<b>1:50.710</b>	42.840	36.952	<b>30.918</b>	212.5	13:15:26.714
12		1:53.232	43.408	38.034	31.790	198.8	13:17:19.946
13		1:50.789	42.857	<b>36.741</b>	31.191	215.5	13:19:10.735
14		2:10.966 P	47.099	39.693	44.174	157.6	13:21:21.701
15		4:15.122	3:02.985	39.616	32.521	91.1	13:25:36.823
16			1:00.609	1:04.546		169.2	

**48**

1 José Luis Crespillo Calderon

PEUGEOT 207 1.6

3

2

CLUB AUTOMOVIL SIERO

Vta	D	Tiempo	Sector 1	Sector 2	Sector 3	V.Max	Elapsed
1		12:53:06.419	12:51:49.010	42.630	34.779	83.4	12:53:06.419
2		2:02.992	48.390	41.352	33.250	181.2	12:55:09.411
3		<b>2:01.030</b>	46.277	41.861	<b>32.892</b>	192.8	12:57:10.441
4		2:25.307 P	<b>46.107</b>	<b>41.026</b>	58.174	175.6	12:59:35.748



**Circuito del Jarama**  
**División 2**  
**Entrenamiento cronometrado**  
**Mejores Sectores**



Sector - 1				Sector - 2				Sector - 3				Vuelta Ideal vs Mejor Vuelta				
Clas	Nº	Piloto	Tiempo	Nº	Piloto	Tiempo	Nº	Piloto	Tiempo	Clas	Nº	Piloto	Vta. Ideal	Mejor V.	Clas	
1	1	Ismael Arquero Saz	38.475	1	Ismael Arquero Saz	33.208	1	Ismael Arquero Saz	27.920	1	1	Ismael Arquero Saz	1:39.603	1:39.937	1	
2	21	José De Los Milagros Viñegla	38.973	21	José De Los Milagros Viñegla	33.546	21	José De Los Milagros Viñegla	28.300	2	21	José De Los Milagros Viñegla	1:40.819	1:40.950	2	
3	33	Juan Fco. Gastañaga	39.558	28	Jorge Otero Agreda	34.397	33	Juan Fco. Gastañaga	28.558	3	33	Juan Fco. Gastañaga	1:42.571	1:43.088	3	
4	15	Carlos Esteban Garcia	39.731	33	Juan Fco. Gastañaga	34.455	15	Carlos Esteban Garcia	28.864	4	15	Carlos Esteban Garcia	1:43.325	1:43.818	4	
5	28	Jorge Otero Agreda	40.366	15	Carlos Esteban Garcia	34.730	28	Jorge Otero Agreda	29.110	5	28	Jorge Otero Agreda	1:43.873	1:43.873	5	
6	8	Luis Garcia Garcia	40.767	6	Francisco Comendador	34.982	23	Fernando J. Bea Marto	29.645	6	6	Francisco Comendador	1:46.133	1:46.255	7	
7	22	Sergi Morera Hernande	40.895	22	Sergi Morera Hernande	35.332	8	Luis Garcia Garcia	29.689	7	8	Luis Garcia Garcia	1:46.168	1:46.394	8	
8	23	Fernando J. Bea Marto	41.095	8	Luis Garcia Garcia	35.712	6	Francisco Comendador	29.706	8	22	Sergi Morera Hernande	1:46.202	1:46.229	6	
9	19	Enrique Hernando Alonso	41.443	23	Fernando J. Bea Marto	36.027	22	Sergi Morera Hernande	29.975	9	23	Fernando J. Bea Marto	1:46.767	1:47.140	9	
10	6	Francisco Comendador	41.445	13	Luis Ruiz Moya	36.172	4	Israel De Ana Morales	30.079	10	19	Enrique Hernando Alonso	1:47.995	1:48.077	10	
11	13	Luis Ruiz Moya	41.879	4	Israel De Ana Morales	36.253	19	Enrique Hernando Alonso	30.295	11	13	Luis Ruiz Moya	1:48.398	1:48.398	11	
12	4	Israel De Ana Morales	42.359	19	Enrique Hernando Alonso	36.257	13	Luis Ruiz Moya	30.347	12	4	Israel De Ana Morales	1:48.691	1:48.691	12	
13	32	Juan Carlos Zorrilla Hierro	42.667	44	Philipp Sebastián Smaali	36.741	32	Juan Carlos Zorrilla Hierro	30.804	13	44	Philipp Sebastián Smaali	1:50.404	1:50.710	13	
14	44	Philipp Sebastián Smaali	42.745	32	Juan Carlos Zorrilla Hierro	37.521	44	Philipp Sebastián Smaali	30.918	14	32	Juan Carlos Zorrilla Hierro	1:50.992	1:50.992	14	
15	31	José R. Fernandez	43.173	34	Eloy Iñigo Varas	37.892	34	Eloy Iñigo Varas	31.009	15	34	Eloy Iñigo Varas	1:52.207	1:52.407	15	
16	34	Eloy Iñigo Varas	43.306	31	José R. Fernandez	37.970	41	Diego Blanco Torrecilla	31.466	16	31	José R. Fernandez	1:52.704	1:52.820	16	
17	20	Mario Alberto Moreno Rojas	43.361	41	Diego Blanco Torrecilla	38.017	3	Lucas Gonzalez-Anleo	31.495	17	41	Diego Blanco Torrecilla	1:53.432	1:53.934	19	
18	36	Daniel Cuadrado Torre	43.779	36	Daniel Cuadrado Torre	38.156	31	José R. Fernandez	31.561	18	20	Mario Alberto Moreno Rojas	1:53.519	1:54.011	20	
19	41	Diego Blanco Torrecilla	43.949	20	Mario Alberto Moreno Rojas	38.310	36	Daniel Cuadrado Torre	31.651	19	36	Daniel Cuadrado Torre	1:53.586	1:53.650	17	
20	3	Lucas Gonzalez-Anleo	44.076	3	Lucas Gonzalez-Anleo	38.323	20	Mario Alberto Moreno Rojas	31.848	20	3	Lucas Gonzalez-Anleo	1:53.894	1:53.894	18	
21	48	José Luis Crespillo Calderon	46.107	48	José Luis Crespillo Calderon	41.026	48	José Luis Crespillo Calderon	32.892	21	48	José Luis Crespillo Calderon	2:00.025	2:01.030	21	







**Circuito del Jarama**  
**División 2**  
**Entrenamiento cronometrado**  
**5 Mejores Tiempos**



Cl	Nº	Concursante	Piloto 1	Piloto 2	Vehiculo	Cat	Cl	Mejor 1		Mejor 2		Mejor 3		Mejor 4		Mejor 5	
								Tiempo	Vta.	Tiempo	Vta.	Tiempo	Vta.	Tiempo	Vta.	Tiempo	Vta.
1	1	R A C E	Ismael Arquero Saz		PORSCHE 996 GT2	6B	1	<b>1:39.937</b>	8	1:40.261	7	1:40.871	11	1:41.679	6	1:44.554	3
2	21	R A C E	José De Los Milagros Viñeola		SUBARU WRX STi	5	1	<b>1:40.950</b>	8	1:41.070	5	1:41.095	10	1:42.204	3	1:49.801	2
3	33	A.D. DESGUACES LA TORRE	Juan Fco. Gastañaga Martinez		CUPRA TCR	6A	1	<b>1:43.088</b>	5	1:43.104	6	1:44.972	4	1:46.558	3	2:03.683	2
4	15	A.D. DESGUACES LA TORRE	Carlos Esteban Garcia		PEUGEOT 308 Racing Cup	5	2	<b>1:43.818</b>	10	1:43.966	11	1:44.451	5	1:44.513	7	1:44.964	6
5	28	JORGE OTERO AGREDA	Jorge Otero Agreda		SEAT LEON MK2	5	3	<b>1:43.873</b>	7	1:46.140	6	1:47.481	5	1:51.931	4	1:55.975	3
6	22	SMC Junior Motorsport	Sergi Morera Hernandez		PEUGEOT RCZ RACING K	4	1	<b>1:46.229</b>	6	1:46.603	5	1:49.001	4	1:49.561	3	2:01.830	2
7	6	C.D.E. DEYSCOM SPORT	Francisco Comendador Romero		SUBARU WRX Sti	5	4	<b>1:46.255</b>	9	1:46.364	4	1:46.481	8	1:47.029	11	1:47.404	10
8	8	ESCUADERIA LE MANS	Luis Garcia Garcia		CUPRA TCR	6A	2	<b>1:46.394</b>	10	1:46.549	9	1:46.825	8	1:47.161	11	1:48.133	12
9	23	C.D.E. ULTIMA VUELTA	Fernando J. Bea Marton		SEAT LEON MK2	5	5	<b>1:47.140</b>	8	1:47.225	4	1:47.453	9	1:47.457	12	1:47.486	13
10	19	SMC Junior Motorsport	Enrique Hernando Alonso		PEUGEOT RCZ RACING K	4	2	<b>1:48.077</b>	9	1:48.222	11	1:48.607	8	1:48.812	7	1:48.961	4
11	13	C.D.E. ULTIMA VUELTA	Luis Ruiz Moya		SEAT LEON MK2	5	6	<b>1:48.398</b>	10	1:49.599	11	1:49.882	12	1:50.084	4	1:50.341	8
12	4	ISRAEL DE ANA MORALES	Israel De Ana Morales		SEAT LEON MK2	5	7	<b>1:48.691</b>	10	1:50.508	9	1:52.075	5	1:52.724	6	1:59.304	7
13	44	C.D.E. ULTIMA VUELTA	Philipp Sebastián Smaali		SEAT LEON MK2	5	8	<b>1:50.710</b>	11	1:50.789	13	1:50.820	5	1:51.387	9	1:51.720	10
14	32	EFICAR TEAM	Juan Carlos Zorrilla Hierro		PORSCHE 968	CL	1	<b>1:50.992</b>	9	1:54.210	8	1:55.107	4	1:55.922	3	2:04.019	2
15	34	R A C E	Eloy Iñigo Varas		SEAT LEON MK 1	4B	1	<b>1:52.407</b>	5	1:53.090	4	1:53.289	3	1:54.833	2	2:00.921	8
16	31	PARADINAS MOTORSPORT	José R. Fernandez Sanchez		PEUGEOT 207 THP	3	1	<b>1:52.820</b>	6	1:55.293	7	1:55.937	3	1:59.092	2	2:01.259	8
17	36	DANIEL CUADRADO TORRE	Daniel Cuadrado Torres		BMW M3 E36	CL	2	<b>1:53.650</b>	7	1:54.600	4	1:55.555	3	1:58.090	2	2:11.369	5
18	3	A.E.C.D.	Lucas Gonzalez-Anleo Polo		PORSCHE 968 CS	CL	3	<b>1:53.894</b>	7	1:54.693	6	1:56.065	4	1:58.486	5	2:00.449	3
19	41	CLUB JARAMA SPORT	Diego Blanco Torrecilla		PORSCHE 928	CL	4	<b>1:53.934</b>	7	1:57.548	5	1:59.762	6	2:12.538	4	2:19.096	2
20	20	SMC Junior Motorsport	Mario Alberto Moreno Rojas		RENAULT CLIO CUP III	3	2	<b>1:54.011</b>	12	1:54.024	10	1:54.096	11	1:54.259	6	1:54.381	14
21	48	CLUB AUTOMOVIL SIERO	José Luis Crespillo Calderon		PEUGEOT 207 1.6	3	3	<b>2:01.030</b>	3	2:02.992	2	2:25.307	4				





**Circuito del Jarama**  
**División 2**  
**Entrenamiento cronometrado**  
**5 Mejores Velocidades**



Cl	Nº	Concursante	Piloto 1	Piloto 2	Vehiculo	Cat	Cl	V. Max. 1		V. Max. 2		V. Max. 3		V. Max. 4		V. Max. 5		Avg
								Km/h	Vta.	Km/h	Vta.	Km/h	Vta.	Km/h	Vta.	Km/h	Vta.	
1	1	R A C E	Ismael Arquero Saz		PORSCHE 996 GT2	6B	1	246.5	12	233.7	8	233.2	4	231.2	6	227.8	9	234.5
2	21	R A C E	José De Los Milagros Viñebla		SUBARU WRX STi	5	1	221.3	8	219.5	10	218.1	5	216.0	3	178.2	2	210.6
3	13	C.D.E. ULTIMA VUELTA	Luis Ruiz Moya		SEAT LEON MK2	5	2	219.5	7	215.5	10	214.7	13	214.2	12	213.8	8	215.5
4	6	C.D.E. DEYSCOM SPORT	Francisco Comendador Romero		SUBARU WRX Sti	5	3	218.6	9	218.1	6	217.3	12	216.8	11	216.0	13	217.3
5	15	A.D. DESGUACES LA TORRE	Carlos Esteban Garcia		PEUGEOT 308 Racing Cup	5	4	216.0	11	214.2	3	213.4	6	212.1	5	210.1	10	213.2
6	44	C.D.E. ULTIMA VUELTA	Philipp Sebastián Smaali		SEAT LEON MK2	5	5	215.5	13	212.5	11	208.0	9	201.8	5	198.8	12	207.4
7	22	SMC Junior Motorsport	Sergi Morera Hernandez		PEUGEOT RCZ RACING K	4	1	215.1	5	213.8	6	213.0	4	204.1	3	183.3	2	205.9
8	8	ESCUADERIA LE MANS	Luis Garcia Garcia		CUPRA TCR	6A	1	213.8	9	208.8	13	208.4	8	208.0	7	205.3	12	208.9
9	28	JORGE OTERO AGREDA	Jorge Otero Agreda		SEAT LEON MK2	5	6	213.4	6	211.3	8	210.9	7	198.5	5	188.4	4	204.5
10	23	C.D.E. ULTIMA VUELTA	Fernando J. Bea Marton		SEAT LEON MK2	5	7	212.5	14	210.5	13	208.0	12	204.9	6	204.9	8	208.2
11	3	A.E.C.D.	Lucas Gonzalez-Anleo Polo		PORSCHE 968 CS	CL	1	209.7	7	208.4	8	196.0	6	194.2	4	180.9	5	197.8
12	19	SMC Junior Motorsport	Enrique Hernando Alonso		PEUGEOT RCZ RACING K	4	2	206.5	3	206.1	8	205.7	4	204.5	9	204.1	7	205.4
13	33	A.D. DESGUACES LA TORRE	Juan Fco. Gastañaga Martinez		CUPRA TCR	6A	2	205.3	6	201.4	3	200.3	5	198.8	9	198.5	7	200.9
14	41	CLUB JARAMA SPORT	Diego Blanco Torrecilla		PORSCHE 928	CL	2	203.7	7	191.1	6	182.7	5	165.6	8	144.0	3	177.4
15	31	PARADINAS MOTORSPORT	José R. Fernandez Sanchez		PEUGEOT 207 THP	3	1	202.2	8	199.2	6	183.9	3	175.3	7	169.2	4	186.0
16	4	ISRAEL DE ANA MORALES	Israel De Ana Morales		SEAT LEON MK2	5	8	198.8	7	196.3	6	196.0	10	191.1	9	187.8	5	194.0
17	34	R A C E	Eloy Iñigo Varas		SEAT LEON MK 1	4B	1	198.1	3	198.1	5	197.8	4	195.6	8	195.2	6	197.0
18	32	EFICAR TEAM	Juan Carlos Zorrilla Hierro		PORSCHE 968	CL	3	197.4	9	186.8	3	183.9	8	183.3	10	173.6	4	185.0
19	20	SMC Junior Motorsport	Mario Alberto Moreno Rojas		RENAULT CLIO CUP III	3	2	193.5	6	193.5	13	193.2	7	192.5	11	190.8	14	192.7
20	48	CLUB AUTOMOVIL SIERO	José Luis Crespillo Calderon		PEUGEOT 207 1.6	3	3	192.8	3	181.2	2	175.6	4	83.4	1			158.2
21	36	DANIEL CUADRADO TORRE	Daniel Cuadrado Torres		BMW M3 E36	CL	4	182.4	7	179.1	5	174.4	3	171.1	2	171.1	8	175.6





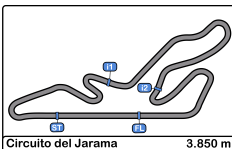


**Circuito del Jarama**  
**División 2**  
**Entrenamiento cronometrado**  
**Secuencia Vueltas Rápidas**



<u>Vta.</u>	<u>Hora Día</u>	<u>Tiempo Sesión</u>	<u>Nº</u>	<u>Concursante</u>	<u>Piloto 1</u>	<u>Piloto 2</u>	<u>Vehículo</u>	<u>Cat</u>	<u>Tiempo</u>	<u>Km/h</u>
2	13:54:35.819	1:04:34.819	15	A.D. DESGUACES LA	Carlos Esteban Garcia		PEUGEOT 308 Racing Cup	5	<b>1:57.486</b>	117.9
2	13:54:44.565	1:04:43.565	19	SMC Junior Motorsport	Enrique Hernando Alonso		PEUGEOT RCZ RACING K	4	<b>1:51.152</b>	124.6
2	13:54:55.201	1:04:54.201	21	R A C E	José De Los Milagros Viñegla		SUBARU WRX STi	5	<b>1:49.801</b>	126.2
2	13:55:19.927	1:05:18.927	1	R A C E	Ismael Arquero Saz		PORSCHE 996 GT2	6B	<b>1:46.550</b>	130.0
3	13:56:37.405	1:06:36.405	21	R A C E	José De Los Milagros Viñegla		SUBARU WRX STi	5	<b>1:42.204</b>	135.6
5	14:00:16.049	1:10:15.049	21	R A C E	José De Los Milagros Viñegla		SUBARU WRX STi	5	<b>1:41.070</b>	137.1
7	14:08:31.290	1:18:30.290	1	R A C E	Ismael Arquero Saz		PORSCHE 996 GT2	6B	<b>1:40.261</b>	138.2
8	14:10:11.227	1:20:10.227	1	R A C E	Ismael Arquero Saz		PORSCHE 996 GT2	6B	<b>1:39.937</b>	138.6





## Circuito del Jarama

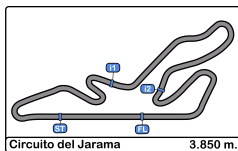
### División 2

### Entrenamiento cronometrado

### Mejor Maxima Velocidad del Evento



Nº	Concursante	Piloto 1	Piloto 2	Vehiculo	Cat	Km/h	Sesión
1	R A C E	Ismael Arquero Saz		PORSCHE 996 GT2	6B	246.5	Entrenamiento cronometrado
13	C.D.E. ULTIMA VUELTA	Luis Ruiz Moya		SEAT LEON MK2	5	221.7	Entrenamiento OPTATIVO - 2
21	R A C E	José De Los Milagros Viñegla		SUBARU WRX STi	5	221.3	Entrenamiento cronometrado
44	C.D.E. ULTIMA VUELTA	Philipp Sebastián Smaali		SEAT LEON MK2	5	220.4	Entrenamiento OPTATIVO - 1
6	C.D.E. DEYSCOM SPORT	Francisco Comendador		SUBARU WRX Sti	5	218.6	Entrenamiento cronometrado
23	C.D.E. ULTIMA VUELTA	Fernando J. Bea Marton		SEAT LEON MK2	5	216.4	Entrenamiento OPTATIVO - 2
15	A.D. DESGUACES LA TORRE	Carlos Esteban Garcia		PEUGEOT 308 Racing Cup	5	216.0	Entrenamiento cronometrado
22	SMC Junior Motorsport	Sergi Morera Hernandez		PEUGEOT RCZ RACING K	4	215.1	Entrenamiento cronometrado
8	ESCUADERIA LE MANS	Luis Garcia Garcia		CUPRA TCR	6A	213.8	Entrenamiento cronometrado
28	JORGE OTERO AGREDA	Jorge Otero Agreda		SEAT LEON MK2	5	213.4	Entrenamiento cronometrado
19	SMC Junior Motorsport	Enrique Hernando Alonso		PEUGEOT RCZ RACING K	4	210.1	Entrenamiento OPTATIVO - 1
3	A.E.C.D.	Lucas Gonzalez-Anleo Polo		PORSCHE 968 CS	CL	209.7	Entrenamiento cronometrado
33	A.D. DESGUACES LA TORRE	Juan Fco. Gastañaga Martinez		CUPRA TCR	6A	205.3	Entrenamiento cronometrado
41	CLUB JARAMA SPORT	Diego Blanco Torrecilla		PORSCHE 928	CL	203.7	Entrenamiento cronometrado
31	PARADINAS MOTORSPORT	José R. Fernandez Sanchez		PEUGEOT 207 THP	3	202.2	Entrenamiento cronometrado
4	ISRAEL DE ANA MORALES	Israel De Ana Morales		SEAT LEON MK2	5	198.8	Entrenamiento cronometrado
34	R A C E	Eloy Iñigo Varas		SEAT LEON MK 1	4B	198.1	Entrenamiento cronometrado
32	EFICAR TEAM	Juan Carlos Zorrilla Hierro		PORSCHE 968	CL	197.4	Entrenamiento cronometrado
20	SMC Junior Motorsport	Mario Alberto Moreno Rojas		RENAULT CLIO CUP III	3	193.8	Entrenamiento OPTATIVO - 2
48	CLUB AUTOMOVIL SIERO	José Luis Crespillo Calderon		PEUGEOT 207 1.6	3	192.8	Entrenamiento cronometrado
36	DANIEL CUADRADO TORRES	Daniel Cuadrado Torres		BMW M3 E36	CL	182.4	Entrenamiento cronometrado



**Circuito del Jarama**  
**División 2**  
**Entrenamiento cronometrado**  
**Tiempos Parada en Pit**



**1** R A C E  
 PORSCHE 996 GT2 6B

Nr.	Hora Día Entrada	Tiempo Entrada	Tiempo Salida	Tiempo Box	Tiempo Box Total
1	12:58:58.720	12:58:58.720	13:03:19.388	0:04:20.668	0:04:20.668
2	13:12:21.572	13:12:21.572	13:14:53.794	0:02:32.222	0:06:52.890

**4** ISRAEL DE ANA MORALES  
 SEAT LEON MK2 5

Nr.	Hora Día Entrada	Tiempo Entrada	Tiempo Salida	Tiempo Box	Tiempo Box Total
1	12:56:52.833	12:56:52.833	13:00:51.314	0:03:58.481	0:03:58.481
2	13:02:55.711	13:02:55.711	13:07:57.592	0:05:01.881	0:09:00.362
3	13:15:35.247	13:15:35.247	13:19:43.766	0:04:08.519	0:13:08.881

**6** C.D.E. DEYSCOM SPORT  
 SUBARU WRX Sti 5

Nr.	Hora Día Entrada	Tiempo Entrada	Tiempo Salida	Tiempo Box	Tiempo Box Total
1	13:04:58.675	13:04:58.675	13:08:53.904	0:03:55.229	0:03:55.229

**8** ESCUDERIA LE MANS  
 CUPRA TCR 6A

Nr.	Hora Día Entrada	Tiempo Entrada	Tiempo Salida	Tiempo Box	Tiempo Box Total
1	13:16:07.741	13:16:07.741	13:18:25.809	0:02:18.068	0:02:18.068
2	13:20:27.813	13:20:27.813	13:21:09.598	0:00:41.785	0:02:59.853

**13** C.D.E. ULTIMA VUELTA  
 SEAT LEON MK2 5

Nr.	Hora Día Entrada	Tiempo Entrada	Tiempo Salida	Tiempo Box	Tiempo Box Total
1	13:01:28.596	13:01:28.596	13:04:44.469	0:03:15.873	0:03:15.873

**15** A.D. DESGUACES LA TORRE  
 PEUGEOT 308 Racing Cup 5

Nr.	Hora Día Entrada	Tiempo Entrada	Tiempo Salida	Tiempo Box	Tiempo Box Total
1	13:13:17.749	13:13:17.749	13:16:04.003	0:02:46.254	0:02:46.254
2	13:19:51.099	13:19:51.099	13:21:28.368	0:01:37.269	0:04:23.523

**19** SMC Junior Motorsport  
 PEUGEOT RCZ RACING K 4

Nr.	Hora Día Entrada	Tiempo Entrada	Tiempo Salida	Tiempo Box	Tiempo Box Total
1	13:00:38.507	13:00:38.507	13:11:30.019	0:10:51.512	0:10:51.512

**20** SMC Junior Motorsport  
 RENAULT CLIO CUP III 3

Nr.	Hora Día Entrada	Tiempo Entrada	Tiempo Salida	Tiempo Box	Tiempo Box Total
1	13:07:27.160	13:07:27.160	13:09:34.306	0:02:07.146	0:02:07.146

**21** R A C E  
 SUBARU WRX STI 5

Nr.	Hora Día Entrada	Tiempo Entrada	Tiempo Salida	Tiempo Box	Tiempo Box Total
1	13:02:46.482	13:02:46.482	13:10:36.391	0:07:49.909	0:07:49.909

**23** C.D.E. ULTIMA VUELTA  
 SEAT LEON MK2 5

Nr.	Hora Día Entrada	Tiempo Entrada	Tiempo Salida	Tiempo Box	Tiempo Box Total
1	13:02:29.191	13:02:29.191	13:05:23.796	0:02:54.605	0:02:54.605

**31** PARADINAS MOTORSPORT  
 PEUGEOT 207 THP 3

Nr.	Hora Día Entrada	Tiempo Entrada	Tiempo Salida	Tiempo Box	Tiempo Box Total
1	12:59:17.021	12:59:17.021	13:01:34.327	0:02:17.306	0:02:17.306

**32** EFICAR TEAM  
 PORSCHE 968 CL

Nr.	Hora Día Entrada	Tiempo Entrada	Tiempo Salida	Tiempo Box	Tiempo Box Total
1	13:01:44.551	13:01:44.551	13:07:12.936	0:05:28.385	0:05:28.385

**33** A.D. DESGUACES LA TORRE  
 CUPRA TCR 6A

Nr.	Hora Día Entrada	Tiempo Entrada	Tiempo Salida	Tiempo Box	Tiempo Box Total
1	13:03:35.463	13:03:35.463	13:17:05.467	0:13:30.004	0:13:30.004

**34** R A C E  
 SEAT LEON MK 1 4B

Nr.	Hora Día Entrada	Tiempo Entrada	Tiempo Salida	Tiempo Box	Tiempo Box Total
1	13:06:48.810	13:06:48.810	13:12:21.282	0:05:32.472	0:05:32.472
2	13:18:23.973	13:18:23.973	13:23:33.455	0:05:09.482	0:10:41.954

**36** DANIEL CUADRADO TORRES  
 BMW M3 E36 CL

Nr.	Hora Día Entrada	Tiempo Entrada	Tiempo Salida	Tiempo Box	Tiempo Box Total
1	13:00:36.137	13:00:36.137	13:02:18.036	0:01:41.899	0:01:41.899

**41** CLUB JARAMA SPORT  
 PORSCHE 928 CL

Nr.	Hora Día Entrada	Tiempo Entrada	Tiempo Salida	Tiempo Box	Tiempo Box Total
1	13:09:59.223	13:09:59.223	13:11:28.199	0:01:28.976	0:01:28.976

**44** C.D.E. ULTIMA VUELTA  
 SEAT LEON MK2 5

Nr.	Hora Día Entrada	Tiempo Entrada	Tiempo Salida	Tiempo Box	Tiempo Box Total
1	13:03:37.181	13:03:37.181	13:06:00.976	0:02:23.795	0:02:23.795
2	13:21:16.104	13:21:16.104	13:23:39.613	0:02:23.509	0:04:47.304