

Circuito del Jarama

División 1

2ª Carrera


Resultados Provisionales



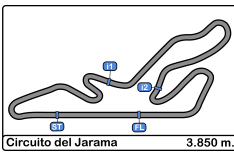
Cls	Nº	Concursante	Piloto 1	Piloto 2	Vehiculo	Cat	Cl	Vtas.	Tiempo	Dif 1º	Intervalo	Km/h	V.R.	Tiempo	Km/h		
1	1	IGNACIO LEIRANA CASTILL	Ignacio Leirana Castillo		CITROEN AX 1.6	2B	1	10	18:58.196			121.7	3	1:51.067	124.7		
2	2	LA RUINA RACING	Alfonso Sangrador Alvarez		HONDA CIVIC 1.6	2A	1	10	19:02.377	4.181	4.181	121.3	2	1:52.208	123.5		
3	20	EFICAR TEAM	Juan Carlos Lopez Olmo		MERCEDES BENZ 190 2.3	EN	1	10	19:31.684	33.488	29.307	118.2	6	1:55.010	120.5		
4	29	C.D.E. DEYSCOM SPORT	Carlos Plazio Gómez		CITROEN SAXO 1.6	2A	2	10	19:33.492	35.296	1.808	118.1	10	1:55.573	119.9		
5	14	CHRISTIAN GARCIA GARCI	Christian García García	Jr	HYUNDAI ACCENT 1.6	2A	3	10	19:35.027	36.831	1.535	117.9	3	1:56.494	118.9		
6	18	C.D.E. ULTIMA VUELTA	Francisco Torres Alcalá	Jr	HYUNDAI GETZ 1.5 CRDi	2A	4	10	19:38.744	40.548	3.717	117.5	7	1:56.264	119.2		
7	8	ESCUADERIA GREDOS	Javier Moreno García		PEUGEOT 205 1.6	2B	2	10	19:43.338	45.142	4.594	117.1	3	1:55.804	119.6		
8	13	CLUB JARAMA SPORT	Sergio Garcia Sardina		HYUNDAI GETZ 1.5 CRDi	2A	5	10	19:52.084	53.888	8.746	116.2	2	1:58.034	117.4		
9	19	C.D.E. ULTIMA VUELTA	Adrian Martin Abraldes	Rk	HYUNDAI GETZ 1.5 CRDi	2A	6	10	19:52.592	54.396	0.508	116.2	3	1:58.232	117.2		
10	12	RASANTE SPORT	Jaime Cela Talavera		CITROEN SAXO 1.6	2B	3	10	20:22.938	1:24.742	30.346	113.3	3	1:56.009	119.4		
11	11	ESCUADERIA MADRID	Juan Collin Camacho	<u>Alvaro Collin Tallavi</u>	BMW E36 325i	EN	2	10	20:27.635	1:29.439	4.697	112.9	6	2:00.072	115.4		
12	3	C.D.E. ULTIMA VUELTA	<u>Jorge Tello Villa</u>	Rk	José M. Serrano Gutierrez	Rk	MAZDA MX5	EN	3	10	20:31.158	1:32.962	3.523	112.5	8	2:01.658	113.9
13	24	JOSE D. BARTOL SALAZAR	José David Bartol Salazar	Rk	OPEL KADETT 2.0	EN	4	10	20:49.806	1:51.610	18.648	110.8	4	2:04.105	111.6		
14	27	EFICAR TEAM	Teo Antonio Perez Palomo		BMW E36 325i	EN	5	10	20:50.653	1:52.457	0.847	110.8	4	2:02.291	113.3		
15	38	RASANTE SPORT	Eduardo Martin Martinez	Rk	<u>Miguel A. Martin Calvo</u>	VOLKSWAGEN GOLF	EN	6	10	20:51.293	1:53.097	0.640	110.7	3	2:03.298	112.4	
16	45	CLUB AUTOMOVIL SIERO	Miguel A. Ureña García		<u>José Luis Crespillo Calderon</u>	FORD PUMA 1.6	1	1	9	19:06.310	1 Vta	1 Vta	108.8	5	2:04.754	111.0	
17	46	CLUB JARAMA SPORT	Eugenio Moreno Vicente	Rk	BMW 325	EN	7	8	18:50.478	2 Vtas	1 Vta	98.0	4	2:08.344	107.9		
18	47	A.E.C.D.	Guillermo Velasco Ortega		DATSUN 120	EN	8	8	19:31.779	2 Vtas	41.301	94.6	3	2:24.017	96.2		
No clasificados: (Requerimientos: 75% del número de vueltas del lider = 8 Vueltas)																	
23	A.D. CLEMENTE ARROYO	Antonio Vigara Tena		<u>Jesus S. Escolar Alvarez</u>	HYUNDAI ACCENT 1.6	2B	4	6	12:39.570	4 Vtas	2 Vtas	109.4	3	2:05.449	110.4		
10	RASANTE SPORT	Enrique Sanchez Gonzalez	Rk		MAZDA MX5 CUP	EN	9	5	20:38.021	5 Vtas	1 Vta	55.9	3	2:03.461	112.2		
31	C.D.E. DEYSCOM SPORT	Oscar Plazio Gómez			HONDA CIVIC 1.6	2B	5										
6	EFICAR TEAM	Cristian Sosa De Ana			HONDA CIVIC 1.6	2A	7										
9	EFICAR TEAM	Santiago Castilla Salinero			HYUNDAI GETZ 1.5 CRDi	2B	6										
7	CHEFO SPORT	Jesús A. Hernandez Jimenez			CITROEN SAXO 1.6	2B	7										

Vuelta Rápida Ignacio Leirana Castillo en 1:51.067 a 124.8 Km/h en la vuelta 3

Publicado a las:.....

Comisarios Deportivos:	Director de Carrera:	Cronometrador: 
-------------------------------	-----------------------------	---





Circuito del Jarama

División 1

2ª Carrera

Resultados Provisionales por categoría



Cls	Nº	Concursante	Piloto 1	Piloto 2	Vehiculo	Cat	Cl	Vtas.	Tiempo	Dif 1º	Intervalo	Km/h	V.R.	Tiempo	Km/h	
2B																
1	1	IGNACIO LEIRANA CASTILL	Ignacio Leirana Castillo		CITROEN AX 1.6	2B	1	10	18:58.196			121.7	3	1:51.067	124.7	
2	8	ESCUADERIA GREDOS	Javier Moreno Garcia		PEUGEOT 205 1.6	2B	2	10	19:43.338	45.142	45.142	117.1	3	1:55.804	119.6	
3	12	RASANTE SPORT	Jaime Cela Talavera		CITROEN SAXO 1.6	2B	3	10	20:22.938	1:24.742	39.600	113.3	3	1:56.009	119.4	
No clasificados: (Requerimientos: 75% del número de vueltas del lider = 8 Vueltas)																
	23	A.D. CLEMENTE ARROYO	Antonio Vigara Tena	<u>Jesus S. Escolar Alvarez</u>	HYUNDAI ACCENT 1.6	2B	4	6	12:39.570	4 Vtas	4 Vtas	109.4	3	2:05.449	110.4	
	31	C.D.E. DEYSCOM SPORT	Oscar Plazio Gómez		HONDA CIVIC 1.6	2B	5									
	9	EFICAR TEAM	Santiago Castilla Salinero		HYUNDAI GETZ 1.5 CRDi	2B	6									
	7	CHEFO SPORT	Jesús A. Hernandez Jimenez		CITROEN SAXO 1.6	2B	7									
2A																
1	2	LA RUINA RACING	Alfonso Sangrador Alvarez		HONDA CIVIC 1.6	2A	1	10	19:02.377			121.3	2	1:52.208	123.5	
2	29	C.D.E. DEYSCOM SPORT	Carlos Plazio Gómez		CITROEN SAXO 1.6	2A	2	10	19:33.492	35.296	31.115	118.1	10	1:55.573	119.9	
3	14	CHRISTIAN GARCIA GARCIA	Christian García García	Jr	HYUNDAI ACCENT 1.6	2A	3	10	19:35.027	36.831	1.535	117.9	3	1:56.494	118.9	
4	18	C.D.E. ULTIMA VUELTA	Francisco Torres Alcalá	Jr	HYUNDAI GETZ 1.5 CRDi	2A	4	10	19:38.744	40.548	3.717	117.5	7	1:56.264	119.2	
5	13	CLUB JARAMA SPORT	Sergio Garcia Sardina		HYUNDAI GETZ 1.5 CRDi	2A	5	10	19:52.084	53.888	13.340	116.2	2	1:58.034	117.4	
6	19	C.D.E. ULTIMA VUELTA	Adrian Martin Abrales	Rk	HYUNDAI GETZ 1.5 CRDi	2A	6	10	19:52.592	54.396	0.508	116.2	3	1:58.232	117.2	
No clasificados: (Requerimientos: 75% del número de vueltas del lider = 8 Vueltas)																
	6	EFICAR TEAM	Cristian Sosa De Ana		HONDA CIVIC 1.6	2A	7									
EN																
1	20	EFICAR TEAM	Juan Carlos Lopez Olmo		MERCEDES BENZ 190 2.3	EN	1	10	19:31.684			118.2	6	1:55.010	120.5	
2	11	ESCUADERIA MADRID	Juan Collin Camacho	<u>Alvaro Collin Tallavi</u>	BMW E36 325i	EN	2	10	20:27.635	1:29.439	55.951	112.9	6	2:00.072	115.4	
3	3	C.D.E. ULTIMA VUELTA	<u>Jorge Tello Villa</u>	Rk	José M. Serrano Gutierrez	Rk	3	10	20:31.158	1:32.962	3.523	112.5	8	2:01.658	113.9	
4	24	JOSE D. BARTOL SALAZAR	José David Bartol Salazar	Rk	OPEL KADETT 2.0	EN	4	10	20:49.806	1:51.610	18.648	110.8	4	2:04.105	111.6	
5	27	EFICAR TEAM	Teo Antonio Perez Palomo		BMW E36 325i	EN	5	10	20:50.653	1:52.457	0.847	110.8	4	2:02.291	113.3	
6	38	RASANTE SPORT	Eduardo Martin Martinez	Rk	<u>Miguel A. Martin Calvo</u>	VOLKSWAGEN GOLF	EN	6	10	20:51.293	1:53.097	0.640	110.7	3	2:03.298	112.4
7	46	CLUB JARAMA SPORT	Eugenio Moreno Vicente	Rk	BMW 325	EN	7	8	18:50.478	2 Vtas	2 Vtas	98.0	4	2:08.344	107.9	
8	47	A.E.C.D.	Guillermo Velasco Ortega		DATSUN 120	EN	8	8	19:31.779	2 Vtas	41.301	94.6	3	2:24.017	96.2	
No clasificados: (Requerimientos: 75% del número de vueltas del lider = 8 Vueltas)																
	10	RASANTE SPORT	Enrique Sanchez Gonzalez	Rk	MAZDA MX5 CUP	EN	9	5	20:38.021	5 Vtas	3 Vtas	55.9	3	2:03.461	112.2	
1																
1	45	CLUB AUTOMOVIL SIERO	Miguel A. Ureña Garcia	<u>José Luis Crespillo Calderon</u>	FORD PUMA 1.6	1	1	9	19:06.310			108.8	5	2:04.754	111.0	

Vuelta Rápida Ignacio Leirana Castillo en 1:51.067 a 124.8 Km/h en la vuelta 3

Publicado a las:.....

Comisarios Deportivos:	Director de Carrera:	Cronometrador:
-------------------------------	-----------------------------	-----------------------





Circuito del Jarama

División 1

2ª Carrera

Clasificación Provisional por Vuelta Rápida de Piloto



Clas	Nº	Concursante	Vehiculo	Piloto	Cat	Clas	Vtas.	V.R	Tiempo	Dif 1º	Intervalo	Km/h
1	1	IGNACIO LEIRANA CASTILLO	CITROEN AX 1.6	Ignacio Leirana Castillo	2B	1	10	3	1:51.067			124.7
2	2	LA RUINA RACING	HONDA CIVIC 1.6	Alfonso Sangrador Alvarez	2A	1	10	2	1:52.208	1.141	1.141	123.5
3	20	EFICAR TEAM	MERCEDES BENZ 190 2.3	Juan Carlos Lopez Olmo	EN	1	10	6	1:55.010	3.943	2.802	120.5
4	29	C.D.E. DEYSCOM SPORT	CITROEN SAXO 1.6	Carlos Plazio Gómez	2A	2	10	10	1:55.573	4.506	0.563	119.9
5	8	ESCUADERIA GREDOS	PEUGEOT 205 1.6	Javier Moreno Garcia	2B	2	10	3	1:55.804	4.737	0.231	119.6
6	12	RASANTE SPORT	CITROEN SAXO 1.6	Jaime Cela Talavera	2B	3	10	3	1:56.009	4.942	0.205	119.4
7	18	C.D.E. ULTIMA VUELTA	HYUNDAI GETZ 1.5 CRDi	Francisco Torres Alcala	2A	3	10	7	1:56.264	5.197	0.255	119.2
8	14	CHRISTIAN GARCIA GARCIA	HYUNDAI ACCENT 1.6	Christian García García	2A	4	10	3	1:56.494	5.427	0.230	118.9
9	13	CLUB JARAMA SPORT	HYUNDAI GETZ 1.5 CRDi	Sergio Garcia Sardina	2A	5	10	2	1:58.034	6.967	1.540	117.4
10	19	C.D.E. ULTIMA VUELTA	HYUNDAI GETZ 1.5 CRDi	Adrian Martin Abrales	2A	6	10	3	1:58.232	7.165	0.198	117.2
11	11	ESCUADERIA MADRID HISTORIC	BMW E36 325i	Alvaro Collin Tallavi	EN	2	10	6	2:00.072	9.005	1.840	115.4
12	3	C.D.E. ULTIMA VUELTA	MAZDA MX5	Jorge Tello Villa	Rk EN	3	10	8	2:01.658	10.591	1.586	113.9
13	27	EFICAR TEAM	BMW E36 325i	Teo Antonio Perez Palomo	EN	4	10	4	2:02.291	11.224	0.633	113.3
14	38	RASANTE SPORT	VOLKSWAGEN GOLF	Miguel A. Martin Calvo	EN	5	10	3	2:03.298	12.231	1.007	112.4
15	10	RASANTE SPORT	MAZDA MX5 CUP	Enrique Sanchez Gonzalez	EN	6	5	3	2:03.461	12.394	0.163	112.2
16	24	JOSE D. BARTOL SALAZAR	OPEL KADETT 2.0	José David Bartol Salazar	EN	7	10	4	2:04.105	13.038	0.644	111.6
17	45	CLUB AUTOMOVIL SIERO	FORD PUMA 1.6	José Luis Crespillo Calderon	1	1	9	5	2:04.754	13.687	0.649	111.0
18	23	A.D. CLEMENTE ARROYO	HYUNDAI ACCENT 1.6	Jesus S. Escolar Alvarez	2B	4	6	3	2:05.449	14.382	0.695	110.4
19	46	CLUB JARAMA SPORT	BMW 325	Eugenio Moreno Vicente	EN	8	8	4	2:08.344	17.277	2.895	107.9
20	47	A.E.C.D.	DATSUN 120	Guillermo Velasco Ortega	EN	9	8	3	2:24.017	32.950	15.673	96.2





Circuito del Jarama

División 1

2ª Carrera

Distancia y Velocidad Media



Cls	Nº	Concursante	Piloto 1	Piloto 2	Vehiculo	Cat	Cls	Vtas.	Distancia	Tiempo	Km/h	
1	1	IGNACIO LEIRANA CASTILL	Ignacio Leirana Castillo		CITROEN AX 1.6	2B	1	10	38.50	18:58.196	121.7	
2	2	LA RUINA RACING	Alfonso Sangrador Alvarez		HONDA CIVIC 1.6	2A	1	10	38.50	19:02.377	121.3	
3	20	EFICAR TEAM	Juan Carlos Lopez Olmo		MERCEDES BENZ 190 2.3	EN	1	10	38.50	19:31.684	118.2	
4	29	C.D.E. DEYSCOM SPORT	Carlos Plazio Gómez		CITROEN SAXO 1.6	2A	2	10	38.50	19:33.492	118.1	
5	14	CHRISTIAN GARCIA GARCIA	Christian García García	Jr	HYUNDAI ACCENT 1.6	2A	3	10	38.50	19:35.027	117.9	
6	18	C.D.E. ULTIMA VUELTA	Francisco Torres Alcalá	Jr	HYUNDAI GETZ 1.5 CRDi	2A	4	10	38.50	19:38.744	117.5	
7	8	ESCUADERIA GREDOS	Javier Moreno Garcia		PEUGEOT 205 1.6	2B	2	10	38.50	19:43.338	117.1	
8	13	CLUB JARAMA SPORT	Sergio Garcia Sardina		HYUNDAI GETZ 1.5 CRDi	2A	5	10	38.50	19:52.084	116.2	
9	19	C.D.E. ULTIMA VUELTA	Adrian Martin Abrales	Rk	HYUNDAI GETZ 1.5 CRDi	2A	6	10	38.50	19:52.592	116.2	
10	12	RASANTE SPORT	Jaime Cela Talavera		CITROEN SAXO 1.6	2B	3	10	38.50	20:22.938	113.3	
11	11	ESCUADERIA MADRID HISTO	Juan Collin Camacho	<u>Alvaro Collin Tallavi</u>	BMW E36 325i	EN	2	10	38.50	20:27.635	112.9	
12	3	C.D.E. ULTIMA VUELTA	<u>Jorge Tello Villa</u>	Rk José M. Serrano Gutierrez	Rk MAZDA MX5	EN	3	10	38.50	20:31.158	112.5	
13	24	JOSE D. BARTOL SALAZAR	José David Bartol Salazar	Rk	OPEL KADETT 2.0	EN	4	10	38.50	20:49.806	110.8	
14	27	EFICAR TEAM	Teo Antonio Perez Palomo		BMW E36 325i	EN	5	10	38.50	20:50.653	110.8	
15	38	RASANTE SPORT	Eduardo Martin Martinez	Rk	<u>Miguel A. Martin Calvo</u>	VOLKSWAGEN GOLF	EN	6	10	38.50	20:51.293	110.7
16	45	CLUB AUTOMOVIL SIERO	Miguel A. Ureña Garcia		<u>José Luis Crespillo Caldero</u>	FORD PUMA 1.6	1	1	9	34.65	19:06.310	108.8
17	46	CLUB JARAMA SPORT	Eugenio Moreno Vicente	Rk	BMW 325	EN	7	8	30.80	18:50.478	98.0	
18	47	A.E.C.D.	Guillermo Velasco Ortega		DATSUN 120	EN	8	8	30.80	19:31.779	94.6	
No clasificados: (Requerimientos: 75% del número de vueltas del lider = 8 Vueltas)												
	23	A.D. CLEMENTE ARROYO	Antonio Vigara Tena	<u>Jesus S. Escolar Alvarez</u>	HYUNDAI ACCENT 1.6	2B	4	6	23.10	12:39.570	109.4	
	10	RASANTE SPORT	Enrique Sanchez Gonzalez	Rk	MAZDA MX5 CUP	EN	9	5	19.25	20:38.021	55.9	
	31	C.D.E. DEYSCOM SPORT	Oscar Plazio Gómez		HONDA CIVIC 1.6	2B	5					
	6	EFICAR TEAM	Cristian Sosa De Ana		HONDA CIVIC 1.6	2A	7					
	9	EFICAR TEAM	Santiago Castilla Salinero		HYUNDAI GETZ 1.5 CRDi	2B	6					
	7	CHEFO SPORT	Jesús A. Hernandez Jimenez		CITROEN SAXO 1.6	2B	7					



Circuito del Jarama

División 1

2ª Carrera

Tiempos Por Vuelta



1							10								
2B							EN								
1 Ignacio Leirana Castillo CITROEN AX 1.6							1 Enrique Sanchez Gonzalez MAZDA MX5 CUP								
2							2								
IGNACIO LEIRANA CASTILLO							RASANTE SPORT								
Vta	D	Tiempo	Sector 1	Sector 2	Sector 3	V.Max	Elapsed	Vta	D	Tiempo	Sector 1	Sector 2	Sector 3	V.Max	Elapsed
1		1:54.535	45.920	37.433	31.182	125.5	1:54.535	1		2:12.323	54.750	43.103	34.470	123.5	2:12.323
2		1:51.275	43.205	37.118	30.952	193.8	3:45.810	2		2:04.386	47.205	42.684	34.497	178.2	4:16.709
3		1:51.067	43.073	36.992	31.002	194.5	5:36.877	3		2:03.461	47.260	41.882	34.319	181.5	6:20.170
4		1:51.559	43.039	37.282	31.238	194.9	7:28.436	4		2:18.881 P	46.869	42.009	50.003	182.1	8:39.051
5		1:53.111	43.894	37.881	31.336	191.8	9:21.547	5		11:58.970	10:18.871	53.940	46.159	56.1	20:38.021
6		1:53.811	44.082	37.981	31.748	191.1	11:15.358	11							
7		1:54.993	44.170	38.883	31.940	187.1	13:10.351	1 Juan Collin Camacho BMW E36 325i							
8		1:56.708	44.363	40.389	31.956	183.6	15:07.059	EN 2 Alvaro Collin Tallavi ESCUDERIA MADRID HISTORICOS							
9		1:53.761	43.689	38.449	31.623	189.4	17:00.820	2							
10		1:57.376	45.268	39.805	32.303	171.9	18:58.196	Vta D Tiempo Sector 1 Sector 2 Sector 3 V.Max Elapsed							
2							1 Alfonso Sangrador Alvarez HONDA CIVIC 1.6								
2A							2 LA RUINA RACING								
Vta	D	Tiempo	Sector 1	Sector 2	Sector 3	V.Max	Elapsed								
1		1:56.571	46.895	38.212	31.464	117.5	1:56.571	1	2	2:11.455	54.817	42.537	34.101	123.2	2:11.455
2		1:52.208	42.818	37.870	31.520	199.2	3:48.779	2	2	2:04.075	47.625	42.163	34.287	172.2	4:15.530
3		1:52.903	43.125	38.051	31.727	200.7	5:41.682	3	2	2:02.349	46.837	41.378	34.134	173.0	6:17.879
4		1:53.282	42.935	38.439	31.908	200.3	7:34.964	4	2	2:01.006	46.297	40.901	33.808	182.1	8:18.885
5		1:54.569	43.862	38.894	31.813	193.8	9:29.533	5	2	2:01.113	46.492	40.937	33.684	174.4	10:19.998
6		1:53.395	43.370	38.454	31.571	198.8	11:22.928	6	2	2:00.072	45.894	40.681	33.497	180.9	12:20.070
7		1:55.388	44.605	39.099	31.684	186.2	13:18.316	7	2	2:02.106	47.807	40.866	33.433	170.6	14:22.176
8		1:55.350	43.781	39.595	31.974	194.2	15:13.666	8	2	2:00.852	46.492	40.826	33.534	178.2	16:23.028
9		1:54.874	43.993	39.268	31.613	190.4	17:08.540	9	2	2:02.587	46.548	41.835	34.204	179.7	18:25.615
10		1:53.837	43.135	38.480	32.222	198.1	19:02.377	10	2	2:02.020	46.710	41.593	33.717	179.1	20:27.635
3							1 Jorge Tello Villa MAZDA MX5								
EN							2 José M. Serrano Gutierrez C.D.E. ULTIMA VUELTA								
Vta	D	Tiempo	Sector 1	Sector 2	Sector 3	V.Max	Elapsed								
1	1	2:06.218	51.006	41.156	34.056	120.0	2:06.218	1		2:34.607	1:20.703	40.325	33.579	97.2	2:34.607
2	1	2:02.712	46.624	41.549	34.539	176.1	4:08.930	2		1:58.327	45.142	39.898	33.287	190.1	4:32.934
3	1	2:03.267	46.789	41.706	34.772	171.1	6:12.197	3		1:56.009	44.266	38.550	33.193	197.4	6:28.943
4	1	2:03.348	47.644	41.288	34.416	170.0	8:15.545	4		1:56.527	43.948	39.288	33.291	202.2	8:25.470
5	1	2:02.260	46.874	41.245	34.141	171.4	10:17.805	5		1:57.260	45.268	39.358	32.634	196.3	10:22.730
6	1	2:02.205	46.693	41.216	34.296	172.2	12:20.010	6		1:57.883	44.374	39.930	33.579	200.0	12:20.613
7	1	2:03.558	48.216	41.214	34.128	168.2	14:23.568	7		2:00.032	46.046	40.372	33.614	179.4	14:20.645
8	1	2:01.658	46.718	40.995	33.945	173.3	16:25.226	8		1:59.577	45.011	41.437	33.129	192.1	16:20.222
9	1	2:03.400	46.604	41.585	35.211	174.1	18:28.626	9		1:59.676	45.157	40.389	34.130	192.8	18:19.898
10	1	2:02.532	47.009	41.324	34.199	174.7	20:31.158	10		2:03.040	47.037	41.504	34.499	180.6	20:22.938
8							1 Javier Moreno Garcia PEUGEOT 205 1.6								
2B							2 ESCUDERIA GREDOS								
Vta	D	Tiempo	Sector 1	Sector 2	Sector 3	V.Max	Elapsed								
1		1:59.974	47.593	39.687	32.694	113.5	1:59.974	12							
2		1:56.526	44.561	39.559	32.406	194.5	3:56.500	1 Jaime Cela Talavera CITROEN SAXO 1.6							
3		1:55.804	44.138	39.302	32.364	192.1	5:52.304	2B 2 RASANTE SPORT							
4		1:56.727	44.581	39.351	32.795	189.8	7:49.031	Vta D Tiempo Sector 1 Sector 2 Sector 3 V.Max Elapsed							
5		1:56.863	45.025	39.385	32.453	186.8	9:45.894	1		2:34.607	1:20.703	40.325	33.579	97.2	2:34.607
6		1:57.129	44.945	39.905	32.279	186.8	11:43.023	2		1:58.327	45.142	39.898	33.287	190.1	4:32.934
7		1:56.114	44.551	39.153	32.410	190.1	13:39.137	3		1:56.009	44.266	38.550	33.193	197.4	6:28.943
8		1:57.055	44.874	39.959	32.222	196.3	15:36.192	4		1:56.527	43.948	39.288	33.291	202.2	8:25.470
9		2:00.536	45.383	40.935	34.218	193.2	17:36.728	5		1:57.260	45.268	39.358	32.634	196.3	10:22.730
10		2:06.610	47.995	42.957	35.658	157.2	19:43.338	6		1:57.883	44.374	39.930	33.579	200.0	12:20.613
							1 Sergio Garcia Sardina HYUNDAI GETZ 1.5 CRDi								
							2A 2 CLUB JARAMA SPORT								
Vta	D	Tiempo	Sector 1	Sector 2	Sector 3	V.Max	Elapsed								
1		2:02.787	49.816	39.999	32.972	124.7	2:02.787	1		2:02.787	49.816	39.999	32.972	124.7	2:02.787
2		1:58.034	45.827	39.266	32.941	192.8	4:00.821	2		1:58.034	45.827	39.266	32.941	192.8	4:00.821
3		1:58.188	45.716	39.549	32.923	193.2	5:59.009	3		1:58.188	45.716	39.549	32.923	193.2	5:59.009
4		1:59.432	45.724	38.929	34.779	192.8	7:58.441	4		1:59.432	45.724	38.929	34.779	192.8	7:58.441
5		1:58.665	45.590	40.012	33.063	187.8	9:57.106	5		1:58.665	45.590	40.012	33.063	187.8	9:57.106
6		1:59.209	46.046	39.981	33.182	188.1	11:56.315	6		1:59.209	46.046	39.981	33.182	188.1	11:56.315
7		1:59.003	45.978	39.874	33.151	190.4	13:55.318	7		1:59.003	45.978	39.874	33.151	190.4	13:55.318
8		1:59.071	45.589	40.300	33.182	194.5	15:54.389	8		1:59.071	45.589	40.300	33.182	194.5	15:54.389
9		1:58.851	45.438	40.307	33.106	191.8	17:53.240	9		1:58.851	45.438	40.307	33.106	191.8	17:53.240
10		1:58.844	46.486	39.365	32.993	193.5	19:52.084	10		1:58.844	46.486	39.365	32.993	193.5	19:52.084



Circuito del Jarama

División 1

2ª Carrera

Tiempos Por Vuelta



14 1 Christian García García HYUNDAI ACCENT 1.6

2A		CHRISTIAN GARCIA GARCIA					2B	
Vta	D	Tiempo	Sector 1	Sector 2	Sector 3	V.Max	Elapsed	
1		2:00.840	48.981	39.221	32.638	117.6	2:00.840	
2		1:56.666	44.777	39.255	32.634	185.8	3:57.506	
3		1:56.494	44.409	39.344	32.741	185.5	5:54.000	
4		1:57.197	44.631	39.657	32.909	184.6	7:51.197	
5		1:57.164	44.751	39.532	32.881	183.6	9:48.361	
6		1:57.041	44.677	39.577	32.787	177.9	11:45.402	
7		1:57.471	44.822	39.717	32.932	175.8	13:42.873	
8		1:58.217	45.066	40.019	33.132	180.9	15:41.090	
9		1:56.501	44.539	39.259	32.703	182.7	17:37.591	
10		1:57.436	45.310	39.229	32.897	165.6	19:35.027	

23 1 Antonio Vígara Tena HYUNDAI ACCENT 1.6

2A		CHRISTIAN GARCIA GARCIA					2B	
Vta	D	Tiempo	Sector 1	Sector 2	Sector 3	V.Max	Elapsed	
1	2	2:11.182	53.829	42.842	34.511	116.0	2:11.182	
2	2	2:05.498	47.674	42.723	35.101	174.1	4:16.680	
3	2	2:05.449	48.025	42.364	35.060	173.0	6:22.129	
4	2	2:05.528	47.900	42.594	35.034	174.7	8:27.657	
5	2	2:05.952	48.091	42.581	35.280	173.9	10:33.609	
6	2	2:05.961	48.136	42.941	34.884	173.3	12:39.570	
7	2		48.047			172.5		

18 1 Francisco Torres Alcalá HYUNDAI GETZ 1.5 CRDi

2A		C.D.E. ULTIMA VUELTA					
Vta	D	Tiempo	Sector 1	Sector 2	Sector 3	V.Max	Elapsed
1		1:57.978	46.364	39.163	32.451	106.0	1:57.978
2		1:57.092	44.837	39.473	32.782	190.8	3:55.070
3		1:56.746	45.098	39.150	32.498	189.1	5:51.816
4		1:56.709	44.591	39.235	32.883	189.8	7:48.525
5		1:56.845	44.931	39.376	32.538	190.1	9:45.370
6		1:57.111	45.192	39.526	32.393	189.4	11:42.481
7		1:56.264	44.605	39.196	32.463	189.8	13:38.745
8		1:57.242	44.966	39.714	32.562	189.1	15:35.987
9		1:57.157	45.052	39.437	32.668	189.8	17:33.144
10		2:05.600	45.766	39.455	40.379	188.8	19:38.744

24 1 José David Bartol Salazar OPEL KADETT 2.0

EN		JOSE D. BARTOL SALAZAR					
Vta	D	Tiempo	Sector 1	Sector 2	Sector 3	V.Max	Elapsed
1		2:09.517	52.764	42.229	34.524	110.6	2:09.517
2		2:04.355	47.822	41.866	34.667	185.8	4:13.872
3		2:04.609	47.549	41.833	35.227	186.5	6:18.481
4		2:04.105	47.473	40.956	35.676	186.8	8:22.586
5		2:04.389	47.627	42.075	34.687	187.5	10:26.975
6		2:04.120	47.769	41.553	34.798	188.4	12:31.095
7		2:04.362	47.584	41.716	35.062	188.8	14:35.457
8		2:04.590	47.570	41.918	35.102	187.8	16:40.047
9		2:04.507	47.910	42.066	34.531	189.1	18:44.554
10		2:05.252	48.131	42.020	35.101	187.8	20:49.806

19 1 Adrian Martín Abrales HYUNDAI GETZ 1.5 CRDi

2A		C.D.E. ULTIMA VUELTA					
Vta	D	Tiempo	Sector 1	Sector 2	Sector 3	V.Max	Elapsed
1		2:02.287	49.611	39.856	32.820	119.7	2:02.287
2		1:58.335	45.717	39.583	33.035	191.8	4:00.622
3		1:58.232	45.257	39.937	33.038	189.4	5:58.854
4		1:59.229	46.294	39.692	33.243	189.1	7:58.083
5		1:58.696	45.733	39.833	33.130	191.4	9:56.779
6		1:59.003	46.103	39.766	33.134	185.2	11:55.782
7		1:59.079	46.099	40.011	32.969	188.8	13:54.861
8		1:59.105	45.893	40.171	33.041	189.1	15:53.966
9		1:58.947	45.595	40.249	33.103	189.4	17:52.913
10		1:59.679	47.110	39.819	32.750	187.5	19:52.592

27 1 Teo Antonio Pérez Palomo BMW E36 325i

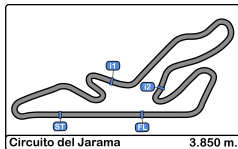
EN		EFICAR TEAM					
Vta	D	Tiempo	Sector 1	Sector 2	Sector 3	V.Max	Elapsed
1		2:12.627	55.104	43.047	34.476	120.9	2:12.627
2		2:04.503	47.400	42.482	34.621	175.6	4:17.130
3		2:05.101	48.043	42.407	34.651	172.8	6:22.231
4		2:02.291	46.303	41.466	34.522	180.9	8:24.522
5		2:03.821	47.337	42.001	34.483	181.5	10:28.343
6		2:04.292	47.452	42.283	34.557	180.3	12:32.635
7		2:03.285	46.497	41.966	34.822	177.9	14:35.920
8		2:05.152	47.379	43.573	34.200	180.0	16:41.072
9		2:04.524	47.187	42.051	35.286	181.5	18:45.596
10		2:05.057	47.349	42.120	35.588	183.0	20:50.653

20 1 Juan Carlos López Olmo MERCEDES BENZ 190 2.3

EN		EFICAR TEAM					
Vta	D	Tiempo	Sector 1	Sector 2	Sector 3	V.Max	Elapsed
1		2:06.114	52.894	39.647	33.573	133.0	2:06.114
2		1:55.763	44.395	39.008	32.360	193.5	4:01.877
3		1:57.326	44.845	39.694	32.787	196.7	5:59.203
4		1:55.961	44.578	38.719	32.664	198.5	7:55.164
5		1:55.283	44.305	38.608	32.370	196.7	9:50.447
6		1:55.010	44.091	38.519	32.400	187.8	11:45.457
7		1:55.744	44.265	38.685	32.794	194.9	13:41.201
8		1:55.736	44.139	39.074	32.523	196.0	15:36.937
9		1:56.446	45.022	39.352	32.072	199.2	17:33.383
10		1:58.301	45.761	39.438	33.102	197.8	19:31.684

29 1 Carlos Plazio Gómez CITROEN SAXO 1.6

2A		C.D.E. DEYSCOM SPORT					
Vta	D	Tiempo	Sector 1	Sector 2	Sector 3	V.Max	Elapsed
1		1:59.549	46.998	39.780	32.771	102.4	1:59.549
2		1:58.732	45.970	40.018	32.744	188.8	3:58.281
3		1:57.796	44.967	39.625	33.204	190.8	5:56.077
4		1:57.709	45.124	39.660	32.925	188.1	7:53.786
5		1:56.628	45.052	38.963	32.613	188.4	9:50.414
6		1:57.731	45.412	39.398	32.921	176.1	11:48.145
7		1:57.087	44.888	39.530	32.669	189.1	13:45.232
8		1:56.826	45.280	39.180	32.366	185.2	15:42.058
9		1:55.861	44.557	38.809	32.495	192.8	17:37.919
10		1:55.573	44.578	38.347	32.648	196.3	19:33.492



Circuito del Jarama

División 1

2ª Carrera

Tiempos Por Vuelta



38

1 Eduardo Martin Martinez VOLKSWAGEN GOLF

EN 2 Miguel A. Martin Calvo RASANTE SPORT

Vta	D	Tiempo	Sector 1	Sector 2	Sector 3	V.Max	Elapsed
1	2	2:10.766	53.400	42.627	34.739	121.0	2:10.766
2	2	2:05.474	47.630	42.256	35.588	185.2	4:16.240
3	2	<u>2:03.298</u>	47.191	41.647	34.460	180.9	6:19.538
4	2	2:03.527	<u>46.914</u>	<u>41.296</u>	35.317	190.1	8:23.065
5	2	2:04.744	47.731	42.554	<u>34.459</u>	188.4	10:27.809
6	2	2:04.834	47.647	42.036	35.151	190.4	12:32.643
7	2	2:04.216	47.857	41.479	34.880	183.9	14:36.859
8	2	2:03.936	47.223	41.974	34.739	191.1	16:40.795
9	2	2:05.640	47.916	42.271	35.453	191.4	18:46.435
10	2	2:04.858	47.407	42.450	35.001	190.1	20:51.293

45

1 Miguel A. Ureña Garcia FORD PUMA 1.6

1 2 José Luis Crespillo CLUB AUTOMOVIL SIERO
Calderon

Vta	D	Tiempo	Sector 1	Sector 2	Sector 3	V.Max	Elapsed
1	2	2:14.027	55.945	43.035	35.047	130.7	2:14.027
2	2	2:05.622	48.034	42.698	34.890	177.9	4:19.649
3	2	2:05.119	47.711	<u>42.531</u>	34.877	183.0	6:24.768
4	2	2:04.995	<u>47.270</u>	42.560	35.165	180.6	8:29.763
5	2	<u>2:04.754</u>	47.493	42.680	<u>34.581</u>	182.7	10:34.517
6	2	2:05.798	47.681	43.391	34.726	173.3	12:40.315
7	2	2:06.543	47.922	43.111	35.510	170.3	14:46.858
8	2	2:11.046	49.102	46.565	35.379	171.9	16:57.904
9	2	2:08.406	48.170	43.858	36.378	180.6	19:06.310

46

1 Eugenio Moreno Vicente BMW 325

EN 2 CLUB JARAMA SPORT

Vta	D	Tiempo	Sector 1	Sector 2	Sector 3	V.Max	Elapsed
1		2:36.167	1:17.131	43.327	<u>35.709</u>	123.9	2:36.167
2		2:10.207	50.056	44.135	36.016	184.3	4:46.374
3		2:09.495	49.893	43.629	35.973	170.6	6:55.869
4		<u>2:08.344</u>	<u>49.717</u>	42.749	35.878	178.8	9:04.213
5		2:08.778	49.775	<u>42.572</u>	36.431	173.9	11:12.991
6		2:29.677	1:05.469	44.653	39.555	163.8	13:42.668
7		2:13.911	51.204	44.688	38.019	160.7	15:56.579
8		2:53.899 P	57.740	56.486	59.673	137.0	18:50.478

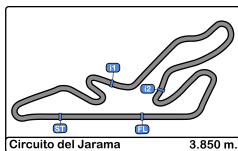
47

1 Guillermo Velasco Ortega DATSUN 120

EN 2 A.E.C.D.

Vta	D	Tiempo	Sector 1	Sector 2	Sector 3	V.Max	Elapsed
1		2:31.113	1:01.675	<u>49.916</u>	39.522	102.5	2:31.113
2		2:26.105	56.239	50.389	<u>39.477</u>	141.5	4:57.218
3		<u>2:24.017</u>	<u>54.082</u>	50.326	39.609	141.9	7:21.235
4		2:24.867	54.375	50.436	40.056	141.7	9:46.102
5		2:27.670	56.195	51.567	39.908	136.0	12:13.772
6		2:27.784	56.097	50.447	41.240	142.8	14:41.556
7		2:25.770	55.070	51.056	39.644	141.3	17:07.326
8		2:24.453	54.111	50.565	39.777	144.9	19:31.779





Circuito del Jarama

División 1

2ª Carrera

Análisis



Num	Tiempo Vta.	Dif. 1º
-----	-------------	---------

Vta 1

1	1:54.535	
2	1:56.571	02.036
18	1:57.978	03.443
29	1:59.549	05.014
8	1:59.974	05.439
14	2:00.840	06.305
19	2:02.287	07.752
13	2:02.787	08.252
20	2:06.114	11.579
3	2:06.218	11.683
24	2:09.517	14.982
38	2:10.766	16.231
23	2:11.182	16.647
11	2:11.455	16.920
10	2:12.323	17.788
27	2:12.627	18.092
45	2:14.027	19.492
47	2:31.113	36.578
12	2:34.607	40.072
46	2:36.167	41.632

Num	Tiempo Vta.	Dif. 1º
-----	-------------	---------

Vta 2

1	1:51.275	
2	1:52.208	02.969
18	1:57.092	09.260
8	1:56.526	10.690
14	1:56.666	11.696
29	1:58.732	12.471
19	1:58.335	14.812
13	1:58.034	15.011
20	1:55.763	16.067
3	2:02.712	23.120
24	2:04.355	28.062
11	2:04.075	29.720
38	2:05.474	30.430
23	2:05.498	30.870
10	2:04.386	30.899
27	2:04.503	31.320
45	2:05.622	33.839

12	1:58.327	47.124
46	2:10.207	1:00.564
47	2:26.105	1:11.408

Num	Tiempo Vta.	Dif. 1º
-----	-------------	---------

Vta 3

1	1:51.067	
2	1:52.903	04.805
18	1:56.746	14.939
8	1:55.804	15.427
14	1:56.494	17.123
29	1:57.796	19.200
19	1:58.232	21.977
13	1:58.188	22.132
20	1:57.326	22.326
3	2:03.267	35.320
11	2:02.349	41.002
24	2:04.609	41.604
38	2:03.298	42.661
10	2:03.461	43.293
23	2:05.449	45.252
27	2:05.101	45.354
45	2:05.119	47.891
12	1:56.009	52.066
46	2:09.495	1:18.992
47	2:24.017	1:44.358

Num	Tiempo Vta.	Dif. 1º
-----	-------------	---------

Vta 4

1	1:51.559	
2	1:53.282	06.528
18	1:56.709	20.089
8	1:56.727	20.595
14	1:57.197	22.761
29	1:57.709	25.350
20	1:55.961	26.728
19	1:59.229	29.647
13	1:59.432	30.005
3	2:03.348	47.109
11	2:01.006	50.449
24	2:04.105	54.150
38	2:03.527	54.629
27	2:02.291	56.086

12	1:56.527	57.034
23	2:05.528	59.221
45	2:04.995	1:01.327
10	2:18.881	1:10.615
46	2:08.344	1:35.777

Num	Tiempo Vta.	Dif. 1º
-----	-------------	---------

Vta 5

1	1:53.111	
2	1:54.569	07.986
18	1:56.845	23.823
8	1:56.863	24.347
47	2:24.867	1 Lap
14	1:57.164	26.814
29	1:56.628	28.867
20	1:55.283	28.900
19	1:58.696	35.232
13	1:58.665	35.559
3	2:02.260	56.258
11	2:01.113	58.451
12	1:57.260	1:01.183
24	2:04.389	1:05.428
38	2:04.744	1:06.262
27	2:03.821	1:06.796
23	2:05.952	1:12.062
45	2:04.754	1:12.970
46	2:08.778	1:51.444

Num	Tiempo Vta.	Dif. 1º
-----	-------------	---------

Vta 6

1	1:53.811	
2	1:53.395	07.570
18	1:57.111	27.123
8	1:57.129	27.665
14	1:57.041	30.044
20	1:55.010	30.099
29	1:57.731	32.787
19	1:59.003	40.424
13	1:59.209	40.957
47	2:27.670	1 Lap
3	2:02.205	1:04.652
11	2:00.072	1:04.712
12	1:57.883	1:05.255

24	2:04.120	1:15.737
27	2:04.292	1:17.277
38	2:04.834	1:17.285
23	2:05.961	1:24.212
45	2:05.798	1:24.957

Num	Tiempo Vta.	Dif. 1º
-----	-------------	---------

Vta 7

1	1:54.993	
2	1:55.388	07.965
18	1:56.264	28.394
8	1:56.114	28.786
20	1:55.744	30.850
46	2:29.677	1 Lap
14	1:57.471	32.522
29	1:57.087	34.881
19	1:59.079	44.510
13	1:59.003	44.967
12	2:00.032	1:10.294
11	2:02.106	1:11.825
3	2:03.558	1:13.217
24	2:04.362	1:25.106
27	2:03.285	1:25.569
38	2:04.216	1:26.508
47	2:27.784	1 Lap
45	2:06.543	1:36.507

Num	Tiempo Vta.	Dif. 1º
-----	-------------	---------

Vta 8

1	1:56.708	
2	1:55.350	06.607
18	1:57.242	28.928
8	1:57.055	29.133
20	1:55.736	29.878
14	1:58.217	34.031
29	1:56.826	34.999
19	1:59.105	46.907
13	1:59.071	47.330
46	2:13.911	1 Lap
12	1:59.577	1:13.163
11	2:00.852	1:15.969
3	2:01.658	1:18.167
24	2:04.590	1:32.988

38	2:03.936	1:33.736
27	2:05.152	1:34.013
45	2:11.046	1:50.845

Num	Tiempo Vta.	Dif. 1º
-----	-------------	---------

Vta 9

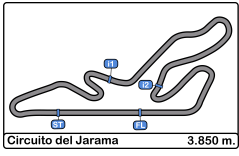
1	1:53.761	
47	2:25.770	2 Laps
2	1:54.874	07.720
18	1:57.157	32.324
20	1:56.446	32.563
8	2:00.536	35.908
14	1:56.501	36.771
29	1:55.861	37.099
19	1:58.947	52.093
13	1:58.851	52.420
12	1:59.676	1:19.078
11	2:02.587	1:24.795
3	2:03.400	1:27.806
24	2:04.507	1:43.734
27	2:04.524	1:44.776
38	2:05.640	1:45.615
46	2:53.899	1 Lap

Num	Tiempo Vta.	Dif. 1º
-----	-------------	---------

Vta 10

1	1:57.376	
2	1:53.837	04.181
45	2:08.406	1 Lap
20	1:58.301	33.488
47	2:24.453	2 Laps
29	1:55.573	35.296
14	1:57.436	36.831
18	2:05.600	40.548
8	2:06.610	45.142
13	1:58.844	53.888
19	1:59.679	54.396
12	2:03.040	1:24.742
11	2:02.020	1:29.439
3	2:02.532	1:32.962
10	11:58.970	5 Laps
24	2:05.252	1:51.610
27	2:05.057	1:52.457





Circuito del Jarama

División 1

2ª Carrera

Análisis



38	2:04.858	1:53.097
----	----------	----------





Circuito del Jarama

División 1

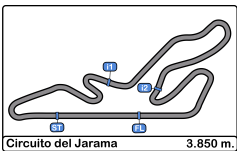
2ª Carrera

Mejores Sectores



Sector - 1				Sector - 2				Sector - 3				Vuelta Ideal vs Mejor Vuelta				
Clas	Nº	Piloto	Tiempo	Nº	Piloto	Tiempo	Nº	Piloto	Tiempo	Clas	Nº	Piloto	Vta. Ideal	Mejor V.	Clas	
1	2	Alfonso Sangrador Alvarez	42.818	1	Ignacio Leirana Castillo	36.992	1	Ignacio Leirana Castillo	30.952	1	1	Ignacio Leirana Castillo	1:50.983	1:51.067	1	
2	1	Ignacio Leirana Castillo	43.039	2	Alfonso Sangrador Alvarez	37.870	2	Alfonso Sangrador Alvarez	31.464	2	2	Alfonso Sangrador Alvarez	1:52.152	1:52.208	2	
3	12	Jaime Cela Talavera	43.948	29	Carlos Plazio Gómez	38.347	20	Juan Carlos Lopez Olm	32.072	3	20	Juan Carlos Lopez Olm	1:54.682	1:55.010	3	
4	20	Juan Carlos Lopez Olm	44.091	20	Juan Carlos Lopez Olm	38.519	8	Javier Moreno Garcia	32.222	4	12	Jaime Cela Talavera	1:55.132	1:56.009	6	
5	8	Javier Moreno Garcia	44.138	12	Jaime Cela Talavera	38.550	29	Carlos Plazio Gómez	32.366	5	29	Carlos Plazio Gómez	1:55.270	1:55.573	4	
6	14	Christian García García	44.409	13	Sergio Garcia Sardina	38.929	18	Francisco Torres Alcalá	32.393	6	8	Javier Moreno Garcia	1:55.513	1:55.804	5	
7	29	Carlos Plazio Gómez	44.557	18	Francisco Torres Alcalá	39.150	12	Jaime Cela Talavera	32.634	7	18	Francisco Torres Alcalá	1:56.134	1:56.264	7	
8	18	Francisco Torres Alcalá	44.591	8	Javier Moreno Garcia	39.153	14	Christian García García	32.634	8	14	Christian García García	1:56.264	1:56.494	8	
9	19	Adrian Martin Abrales	45.257	14	Christian García García	39.221	19	Adrian Martin Abrales	32.750	9	13	Sergio Garcia Sardina	1:57.290	1:58.034	9	
10	13	Sergio Garcia Sardina	45.438	19	Adrian Martin Abrales	39.583	13	Sergio Garcia Sardina	32.923	10	19	Adrian Martin Abrales	1:57.590	1:58.232	10	
11	11	Collin - Collin	45.894	11	Collin - Collin	40.681	11	Collin - Collin	33.433	11	11	Collin - Collin	2:00.008	2:00.072	11	
12	27	Teo Antonio Perez	46.303	24	José David Bartol Salazar	40.956	3	Tello - Serrano	33.945	12	3	Tello - Serrano	2:01.544	2:01.658	12	
13	3	Tello - Serrano	46.604	3	Tello - Serrano	40.995	27	Teo Antonio Perez	34.200	13	27	Teo Antonio Perez	2:01.969	2:02.291	13	
14	10	Enrique Sanchez	46.869	38	Martin - Martin	41.296	10	Enrique Sanchez	34.319	14	38	Martin - Martin	2:02.669	2:03.298	14	
15	38	Martin - Martin	46.914	27	Teo Antonio Perez	41.466	38	Martin - Martin	34.459	15	24	José David Bartol Salazar	2:02.953	2:04.105	16	
16	45	Ureña - Crespillo	47.270	10	Enrique Sanchez	41.882	23	Vigara - Escolar	34.511	16	10	Enrique Sanchez	2:03.070	2:03.461	15	
17	24	José David Bartol Salazar	47.473	23	Vigara - Escolar	42.364	24	José David Bartol Salazar	34.524	17	45	Ureña - Crespillo	2:04.382	2:04.754	17	
18	23	Vigara - Escolar	47.674	45	Ureña - Crespillo	42.531	45	Ureña - Crespillo	34.581	18	23	Vigara - Escolar	2:04.549	2:05.449	18	
19	46	Eugenio Moreno Vicent	49.717	46	Eugenio Moreno Vicent	42.572	46	Eugenio Moreno Vicent	35.709	19	46	Eugenio Moreno Vicent	2:07.998	2:08.344	19	
20	47	Guillermo Velasco Ortega	54.082	47	Guillermo Velasco Ortega	49.916	47	Guillermo Velasco Ortega	39.477	20	47	Guillermo Velasco Ortega	2:23.475	2:24.017	20	





Circuito del Jarama

División 1

2ª Carrera

Secuencia Líder



<u>Nº</u>	<u>Concursante</u>	<u>Piloto 1</u>	<u>Piloto 2</u>	<u>Vehículo</u>	<u>Cat</u>	<u>Vta. Inici</u>	<u>Vta. Fin</u>	<u>Vtas.</u>	<u>Total Vtas.</u>
1	IGNACIO LEIRANA CASTILLO	Ignacio Leirana Castillo		CITROEN AX 1.6	2B	1	10	10	10





Circuito del Jarama

División 1

2ª Carrera

5 Mejores Tiempos



Cl	Nº	Concursante	Piloto 1	Piloto 2	Vehiculo	Cat	Cl	Mejor 1		Mejor 2		Mejor 3		Mejor 4		Mejor 5	
								Tiempo	Vta.	Tiempo	Vta.	Tiempo	Vta.	Tiempo	Vta.	Tiempo	Vta.
1	1	IGNACIO LEIRANA CASTILLO	Ignacio Leirana Castillo		CITROEN AX 1.6	2B	1	1:51.067	3	1:51.275	2	1:51.559	4	1:53.111	5	1:53.761	9
2	2	LA RUINA RACING	Alfonso Sangrador Alvarez		HONDA CIVIC 1.6	2A	1	1:52.208	2	1:52.903	3	1:53.282	4	1:53.395	6	1:53.837	10
3	20	EFICAR TEAM	Juan Carlos Lopez Olmo		MERCEDES BENZ 190 2.3	EN	1	1:55.010	6	1:55.283	5	1:55.736	8	1:55.744	7	1:55.763	2
4	29	C.D.E. DEYSCOM SPORT	Carlos Plazio Gómez		CITROEN SAXO 1.6	2A	2	1:55.573	10	1:55.861	9	1:56.628	5	1:56.826	8	1:57.087	7
5	8	ESCUADERIA GREDOS	Javier Moreno Garcia		PEUGEOT 205 1.6	2B	2	1:55.804	3	1:56.114	7	1:56.526	2	1:56.727	4	1:56.863	5
6	12	RASANTE SPORT	Jaime Cela Talavera		CITROEN SAXO 1.6	2B	3	1:56.009	3	1:56.527	4	1:57.260	5	1:57.883	6	1:58.327	2
7	18	C.D.E. ULTIMA VUELTA	Francisco Torres Alcala	Jr	HYUNDAI GETZ 1.5 CRDi	2A	3	1:56.264	7	1:56.709	4	1:56.746	3	1:56.845	5	1:57.092	2
8	14	CHRISTIAN GARCIA GARCIA	Christian García García	Jr	HYUNDAI ACCENT 1.6	2A	4	1:56.494	3	1:56.501	9	1:56.666	2	1:57.041	6	1:57.164	5
9	13	CLUB JARAMA SPORT	Sergio Garcia Sardina		HYUNDAI GETZ 1.5 CRDi	2A	5	1:58.034	2	1:58.188	3	1:58.665	5	1:58.844	10	1:58.851	9
10	19	C.D.E. ULTIMA VUELTA	Adrian Martin Abrales	Rk	HYUNDAI GETZ 1.5 CRDi	2A	6	1:58.232	3	1:58.335	2	1:58.696	5	1:58.947	9	1:59.003	6
11	11	ESCUADERIA MADRID	Juan Collin Camacho	<u>Alvaro Collin Tallavi</u>	BMW E36 325i	EN	2	2:00.072	6	2:00.852	8	2:01.006	4	2:01.113	5	2:02.020	10
12	3	C.D.E. ULTIMA VUELTA	<u>Jorge Tello Villa</u>	Rk José M. Serrano Gutierrez	MAZDA MX5	EN	3	2:01.658	8	2:02.205	6	2:02.260	5	2:02.532	10	2:02.712	2
13	27	EFICAR TEAM	Teo Antonio Perez Palomo		BMW E36 325i	EN	4	2:02.291	4	2:03.285	7	2:03.821	5	2:04.292	6	2:04.503	2
14	38	RASANTE SPORT	Eduardo Martin Martinez	Rk <u>Miguel A. Martin Calvo</u>	VOLKSWAGEN GOLF	EN	5	2:03.298	3	2:03.527	4	2:03.936	8	2:04.216	7	2:04.744	5
15	10	RASANTE SPORT	Enrique Sanchez Gonzalez	Rk	MAZDA MX5 CUP	EN	6	2:03.461	3	2:04.386	2	2:12.323	1	2:18.881	4	11:58.97	5
16	24	JOSE D. BARTOL SALAZAR	José David Bartol Salazar	Rk	OPEL KADETT 2.0	EN	7	2:04.105	4	2:04.120	6	2:04.355	2	2:04.362	7	2:04.389	5
17	45	CLUB AUTOMOVIL SIERO	Miguel A. Ureña Garcia	<u>José Luis Crespillo Calderon</u>	FORD PUMA 1.6	1	1	2:04.754	5	2:04.995	4	2:05.119	3	2:05.622	2	2:05.798	6
18	23	A.D. CLEMENTE ARROYO	Antonio Vígara Tena	<u>Jesus S. Escolar Alvarez</u>	HYUNDAI ACCENT 1.6	2B	4	2:05.449	3	2:05.498	2	2:05.528	4	2:05.952	5	2:05.961	6
19	46	CLUB JARAMA SPORT	Eugenio Moreno Vicente	Rk	BMW 325	EN	8	2:08.344	4	2:08.778	5	2:09.495	3	2:10.207	2	2:13.911	7
20	47	A.E.C.D.	Guillermo Velasco Ortega		DATSUN 120	EN	9	2:24.017	3	2:24.453	8	2:24.867	4	2:25.770	7	2:26.105	2





Circuito del Jarama

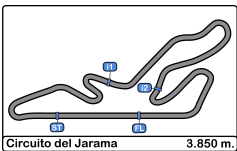
División 1

2ª Carrera

5 Mejores Velocidades



Cl	Nº	Concursante	Piloto 1	Piloto 2	Vehiculo	Cat	Cl	V. Max. 1		V. Max. 2		V. Max. 3		V. Max. 4		V. Max. 5		Avg	
								Km/h	Vta.	Km/h	Vta.	Km/h	Vta.	Km/h	Vta.	Km/h	Vta.		
1	12	RASANTE SPORT	Jaime Cela Talavera		CITROEN SAXO 1.6	2B	1	202.2	4	200.0	6	197.4	3	196.3	5	192.8	9	197.7	
2	2	LA RUINA RACING	Alfonso Sangrador Alvarez		HONDA CIVIC 1.6	2A	1	200.7	3	200.3	4	199.2	2	198.8	6	198.1	10	199.4	
3	20	EFICAR TEAM	Juan Carlos Lopez Olmo		MERCEDES BENZ 190 2.3	EN	1	199.2	9	198.5	4	197.8	10	196.7	3	196.7	5	197.8	
4	8	ESCUADERIA GREDOS	Javier Moreno Garcia		PEUGEOT 205 1.6	2B	2	196.3	8	194.5	2	193.2	9	192.1	3	190.1	7	193.2	
5	29	C.D.E. DEYSCOM SPORT	Carlos Plazio Gómez		CITROEN SAXO 1.6	2A	2	196.3	10	192.8	9	190.8	3	189.1	7	188.8	2	191.5	
6	1	IGNACIO LEIRANA CASTILLO	Ignacio Leirana Castillo		CITROEN AX 1.6	2B	3	194.9	4	194.5	3	193.8	2	191.8	5	191.1	6	193.2	
7	13	CLUB JARAMA SPORT	Sergio Garcia Sardina		HYUNDAI GETZ 1.5 CRDi	2A	3	194.5	8	193.5	10	193.2	3	192.8	2	192.8	4	193.4	
8	19	C.D.E. ULTIMA VUELTA	Adrian Martin Abrales	Rk	HYUNDAI GETZ 1.5 CRDi	2A	4	191.8	2	191.4	5	189.4	3	189.4	9	189.1	4	190.2	
9	38	RASANTE SPORT	Eduardo Martin Martinez	Rk	<u>Miguel A. Martin Calvo</u>	VOLKSWAGEN GOLF	EN	2	191.4	9	191.1	8	190.4	6	190.1	4	190.1	10	190.6
10	18	C.D.E. ULTIMA VUELTA	Francisco Torres Alcalá	Jr	HYUNDAI GETZ 1.5 CRDi	2A	5	190.8	2	190.1	5	189.8	4	189.8	7	189.8	9	190.0	
11	24	JOSE D. BARTOL SALAZAR	José David Bartol Salazar	Rk	OPEL KADETT 2.0	EN	3	189.1	9	188.8	7	188.4	6	187.8	8	187.8	10	188.4	
12	14	CHRISTIAN GARCIA GARCIA	Christian García García	Jr	HYUNDAI ACCENT 1.6	2A	6	185.8	2	185.5	3	184.6	4	183.6	5	182.7	9	184.4	
13	46	CLUB JARAMA SPORT	Eugenio Moreno Vicente	Rk	BMW 325	EN	4	184.3	2	178.8	4	173.9	5	170.6	3	163.8	6	174.3	
14	27	EFICAR TEAM	Teo Antonio Perez Palomo		BMW E36 325i	EN	5	183.0	10	181.5	5	181.5	9	180.9	4	180.3	6	181.4	
15	45	CLUB AUTOMOVIL SIERO	Miguel A. Ureña Garcia	<u>José Luis Crespillo Calderon</u>	FORD PUMA 1.6	1	1	183.0	3	182.7	5	180.6	4	180.6	9	177.9	2	180.9	
16	10	RASANTE SPORT	Enrique Sanchez Gonzalez	Rk	MAZDA MX5 CUP	EN	6	182.1	4	181.5	3	178.2	2	123.5	1	56.1	5	144.3	
17	11	ESCUADERIA MADRID	Juan Collin Camacho	<u>Alvaro Collin Tallavi</u>	BMW E36 325i	EN	7	182.1	4	180.9	6	179.7	9	179.1	10	178.2	8	180.0	
18	3	C.D.E. ULTIMA VUELTA	<u>Jorge Tello Villa</u>	Rk	José M. Serrano Gutierrez	MAZDA MX5	EN	8	176.1	2	174.7	10	174.1	9	173.3	8	172.2	6	174.1
19	23	A.D. CLEMENTE ARROYO	Antonio Vígara Tena	<u>Jesus S. Escolar Alvarez</u>	HYUNDAI ACCENT 1.6	2B	4	174.7	4	174.1	2	173.9	5	173.3	6	173.0	3	173.8	
20	47	A.E.C.D.	Guillermo Velasco Ortega		DATSUN 120	EN	9	144.9	8	142.8	6	141.9	3	141.7	4	141.5	2	142.6	



Circuito del Jarama

División 1

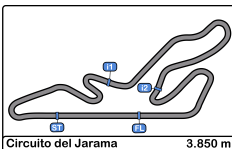
2ª Carrera

Secuencia Vueltas Rápidas



<u>Vta.</u>	<u>Hora Día</u>	<u>Tiempo Sesión</u>	<u>Nº</u>	<u>Concursante</u>	<u>Piloto 1</u>	<u>Piloto 2</u>	<u>Vehículo</u>	<u>Cat</u>	<u>Tiempo</u>	<u>Km/h</u>
2	17:28:58.232	3:46.232	1	IGNACIO LEIRANA	Ignacio Leirana Castillo		CITROEN AX 1.6	2B	1:51.275	124.5
3	17:30:49.299	5:37.299	1	IGNACIO LEIRANA	Ignacio Leirana Castillo		CITROEN AX 1.6	2B	1:51.067	124.7





Circuito del Jarama

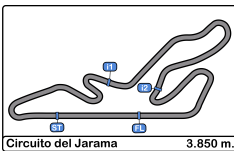
División 1

2ª Carrera

Mejor Maxima Velocidad del Evento



Nº	Concursante	Piloto 1	Piloto 2	Vehiculo	Cat	Km/h	Sesión
12	RASANTE SPORT	Jaime Cela Talavera		CITROEN SAXO 1.6	2B	203.3	1ª Carrera
2	LA RUINA RACING	Alfonso Sangrador Alvarez		HONDA CIVIC 1.6	2A	200.7	2ª Carrera
20	EFICAR TEAM	Juan Carlos Lopez Olmo		MERCEDES BENZ 190 2.3	EN	199.2	2ª Carrera
11	ESCUADERIA MADRID	Juan Collin Camacho	Alvaro Collin Tallavi	BMW E36 325i	EN	198.8	Entrenamiento cronometrado
8	ESCUADERIA GREDOS	Javier Moreno Garcia		PEUGEOT 205 1.6	2B	196.3	2ª Carrera
29	C.D.E. DEYSCOM SPORT	Carlos Plazio Gómez		CITROEN SAXO 1.6	2A	196.3	2ª Carrera
1	IGNACIO LEIRANA CASTILLO	Ignacio Leirana Castillo		CITROEN AX 1.6	2B	194.9	2ª Carrera
13	CLUB JARAMA SPORT	Sergio Garcia Sardina		HYUNDAI GETZ 1.5 CRDi	2A	194.5	2ª Carrera
19	C.D.E. ULTIMA VUELTA	Adrian Martin Abrales	Rk	HYUNDAI GETZ 1.5 CRDi	2A	191.8	2ª Carrera
18	C.D.E. ULTIMA VUELTA	Francisco Torres Alcala	Jr	HYUNDAI GETZ 1.5 CRDi	2A	191.4	1ª Carrera
38	RASANTE SPORT	Eduardo Martin Martinez	Rk Miguel A. Martin Calvo	VOLKSWAGEN GOLF	EN	191.4	2ª Carrera
6	EFICAR TEAM	Cristian Sosa De Ana		HONDA CIVIC 1.6	2A	189.4	1ª Carrera
31	C.D.E. DEYSCOM SPORT	Oscar Plazio Gómez		HONDA CIVIC 1.6	2B	189.1	Entrenamiento cronometrado
24	JOSE D. BARTOL SALAZAR	José David Bartol Salazar	Rk	OPEL KADETT 2.0	EN	189.1	2ª Carrera
9	EFICAR TEAM	Santiago Castilla Salinero		HYUNDAI GETZ 1.5 CRDi	2B	188.4	Entrenamiento cronometrado
14	CHRISTIAN GARCIA GARCIA	Christian García García	Jr	HYUNDAI ACCENT 1.6	2A	185.8	2ª Carrera
46	CLUB JARAMA SPORT	Eugenio Moreno Vicente	Rk	BMW 325	EN	184.6	Entrenamiento OPTATIVO - 2
27	EFICAR TEAM	Teo Antonio Perez Palomo		BMW E36 325i	EN	183.9	Entrenamiento cronometrado
45	CLUB AUTOMOVIL SIERO	Miguel A. Ureña Garcia	José Luis Crespillo Calderon	FORD PUMA 1.6	1	183.0	2ª Carrera
10	RASANTE SPORT	Enrique Sanchez Gonzalez	Rk	MAZDA MX5 CUP	EN	182.1	2ª Carrera
3	C.D.E. ULTIMA VUELTA	Jorge Tello Villa	Rk José M. Serrano Gutierrez	MAZDA MX5	EN	176.1	2ª Carrera
23	A.D. CLEMENTE ARROYO	Antonio Vigara Tena	Jesus S. Escolar Alvarez	HYUNDAI ACCENT 1.6	2B	175.6	1ª Carrera
7	CHEFO SPORT	Jesús A. Hernandez Jimenez		CITROEN SAXO 1.6	2B	173.9	Entrenamiento OPTATIVO - 2
35	SMC Junior Motorsport	Mauricio Bajo		SEAT 124 SPORT	2B	168.4	Entrenamiento cronometrado
34	SMC Junior Motorsport	Alvaro Bajo		RENAULT 8 GORDINI	2B	158.5	Entrenamiento cronometrado
47	A.E.C.D.	Guillermo Velasco Ortega		DATSUN 120	EN	144.9	2ª Carrera



Circuito del Jarama

División 1

2ª Carrera

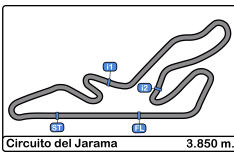
Cuentavueltas



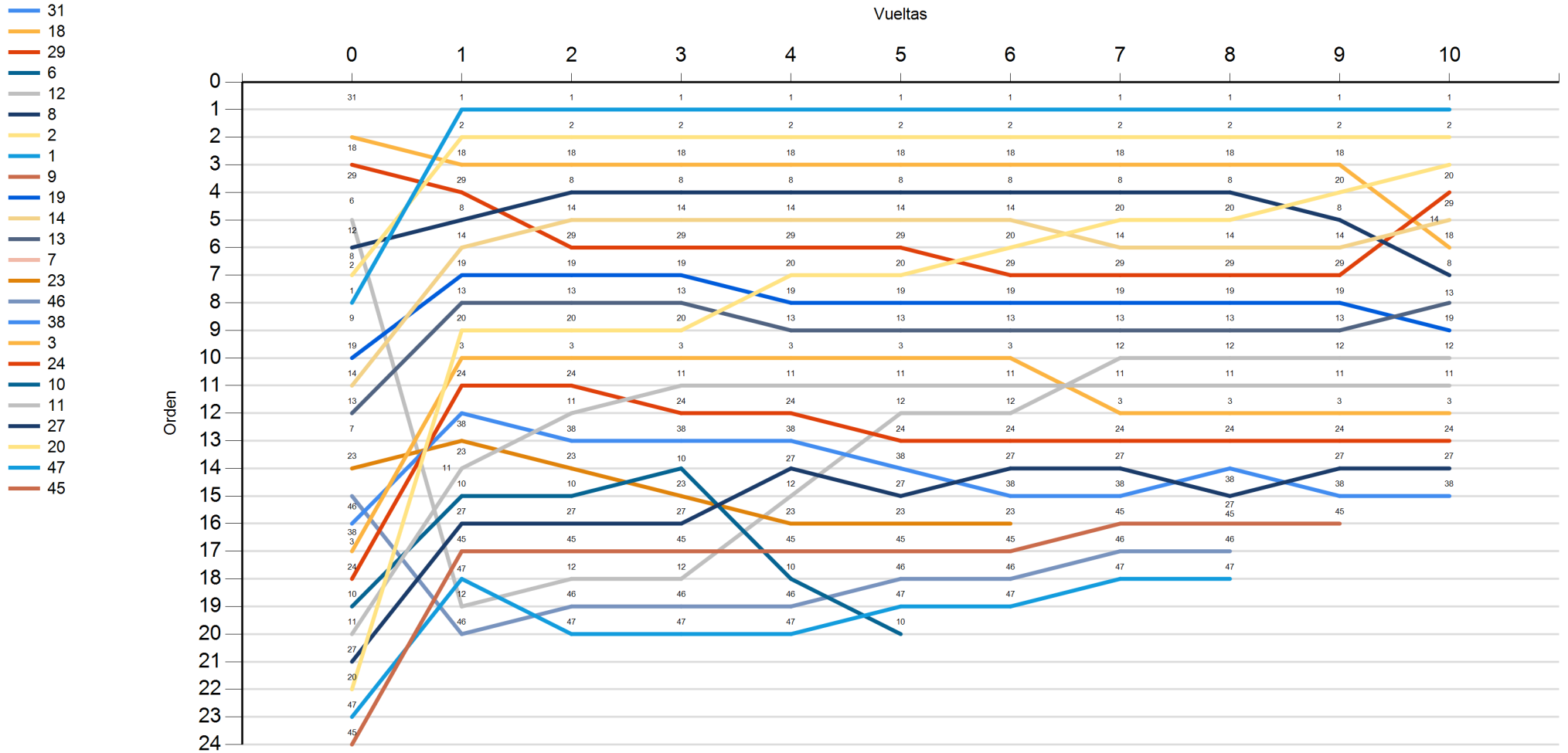
Vta.

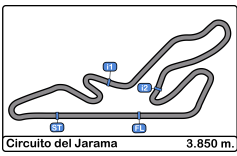
Nr	Po	Grid	1	2	3	4	5	6	7	8	9	10
31	1	31	1	1	1	1	1	1	1	1	1	1
18	2	18	2	2	2	2	2	2	2	2	2	2
29	3	29	18	18	18	18	18	18	18	18	18	20
6	4	6	29	8	8	8	8	8	8	8	20	29
12	5	12	8	14	14	14	14	14	20	20	8	14
8	6	8	14	29	29	29	29	20	14	14	14	18
2	7	2	19	19	19	20	20	29	29	29	29	8
1	8	1	13	13	13	19	19	19	19	19	19	13
9	9	9	20	20	20	13	13	13	13	13	13	19
19	10	19	3	3	3	3	3	3	12	12	12	12
14	11	14	24	24	11	11	11	11	11	11	11	11
13	12	13	38	11	24	24	12	12	3	3	3	3
7	13	7	23	38	38	38	24	24	24	24	24	24
23	14	23	11	23	10	27	38	27	27	38	27	27
46	15	46	10	10	23	12	27	38	38	27	38	38
38	16	38	27	27	27	23	23	23	45	45	45	
3	17	3	45	45	45	45	45	45	46	46		
24	18	24	47	12	12	10	46	46	47	47		
10	19	10	12	46	46	46	47	47				
11	20	11	46	47	47	47	10					
27	21	27										
20	22	20										
47	23	47										
45	24	45										





Circuito del Jarama
División 1
2ª Carrera
Cuentavueltas Gráfico





Circuito del Jarama

División 1

2ª Carrera

Tiempos Parada en Pit



Nr.	Hora Día En.	Concursante	Nac	Piloto 1	Nac	Piloto 2	Nac	Vehiculo	Cat	Tiempo Entra.	Stop N°	Tiempo Box	Handicap	Penalty
10	16:33:46.769	RASANTE SPORT		Enrique Sanchez		Bronze		MAZDA MX5 CUP	EN	8:34.347	1	9:26.526		

