

# Circuito del Jarama

## División 1

### 1ª Carrera


### Resultados Provisionales



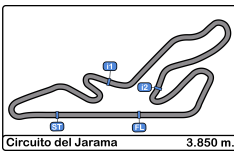
Cls	Nº	Concursante	Piloto 1	Piloto 2	Vehiculo	Cat	Cl	Vtas.	Tiempo	Dif 1º	Intervalo	Km/h	V.R.	Tiempo	Km/h		
1	1	IGNACIO LEIRANA CASTILL	Ignacio Leirana Castillo		CITROEN AX 1.6	2B	1	10	<b>18:55.490</b>			122.0	4	1:51.499	124.3		
2	2	LA RUINA RACING	Alfonso Sangrador Alvarez		HONDA CIVIC 1.6	2A	1	10	<b>19:00.090</b>	4.600	4.600	121.5	3	1:53.440	122.1		
3	6	EFICAR TEAM	Cristian Sosa De Ana		HONDA CIVIC 1.6	2A	2	10	<b>19:17.084</b>	21.594	16.994	119.7	2	1:54.624	120.9		
4	8	ESCUADERIA GREDOS	Javier Moreno Garcia		PEUGEOT 205 1.6	2B	2	10	<b>19:21.219</b>	25.729	4.135	119.3	8	1:53.913	121.6		
5	12	RASANTE SPORT	Jaime Cela Talavera		CITROEN SAXO 1.6	2B	3	10	<b>19:24.844</b>	29.354	3.625	118.9	8	1:53.834	121.7		
6	14	CHRISTIAN GARCIA GARCI	Christian García García	Jr	HYUNDAI ACCENT 1.6	2A	3	10	<b>19:48.741</b>	53.251	23.897	116.5	2	1:57.475	117.9		
7	19	C.D.E. ULTIMA VUELTA	Adrian Martin Abrales	Rk	HYUNDAI GETZ 1.5 CRDi	2A	4	10	<b>19:54.920</b>	59.430	6.179	115.9	3	1:57.961	117.4		
8	20	EFICAR TEAM	Juan Carlos Lopez Olmo		MERCEDES BENZ 190 2.3	EN	1	10	<b>20:00.554</b>	1:05.064	5.634	115.4	3	1:57.756	117.7		
9	29	C.D.E. DEYSCOM SPORT	Carlos Plazio Gómez		CITROEN SAXO 1.6	2A	5	10	<b>20:02.630</b>	1:07.140	2.076	115.2	8	1:55.829	119.6		
10	18	C.D.E. ULTIMA VUELTA	Francisco Torres Alcala	Jr	HYUNDAI GETZ 1.5 CRDi	2A	6	10	<b>20:05.451</b>	1:09.961	2.821	114.9	8	1:56.057	119.4		
11	13	CLUB JARAMA SPORT	Sergio Garcia Sardina		HYUNDAI GETZ 1.5 CRDi	2A	7	10	<b>20:15.919</b>	1:20.429	10.468	113.9	7	1:58.302	117.1		
12	11	ESCUADERIA MADRID	<b>Juan Collin Camacho</b>	Alvaro Collin Tallavi	BMW E36 325i	EN	2	10	<b>20:17.491</b>	1:22.001	1.572	113.8	4	1:59.678	115.8		
13	27	EFICAR TEAM	Teo Antonio Perez Palomo		BMW E36 325i	EN	3	10	<b>20:41.854</b>	1:46.364	24.363	111.6	10	2:01.944	113.6		
14	10	RASANTE SPORT	Enrique Sanchez Gonzalez	Rk	MAZDA MX5 CUP	EN	4	10	<b>20:56.889</b>	2:01.399	15.035	110.2	6	2:03.803	111.9		
15	24	JOSE D. BARTOL SALAZAR	José David Bartol Salazar	Rk	OPEL KADETT 2.0	EN	5	9	<b>18:58.940</b>	1 Vta	1 Vta	109.5	5	2:04.217	111.5		
16	38	RASANTE SPORT	<b>Eduardo Martin Martinez</b>	Rk	Miguel A. Martin Calvo	VOLKSWAGEN GOLF	EN	6	9	<b>19:02.401</b>	1 Vta	3.461	109.1	7	2:03.848	111.9	
17	3	C.D.E. ULTIMA VUELTA	Jorge Tello Villa	Rk	<b>José M. Serrano Gutierrez</b>	Rk	MAZDA MX5	EN	7	9	<b>19:11.568</b>	1 Vta	9.167	108.3	5	2:05.219	110.6
18	45	CLUB AUTOMOVIL SIERO	<b>Miguel A. Ureña Garcia</b>	José Luis Crespillo Calderon	FORD PUMA 1.6	1	1	9	<b>19:56.571</b>	1 Vta	45.003	104.2	4	2:07.270	108.9		
19	46	CLUB JARAMA SPORT	Eugenio Moreno Vicente	Rk	BMW 325	EN	8	9	<b>20:03.031</b>	1 Vta	6.460	103.6	8	2:10.213	106.4		
20	23	A.D. CLEMENTE ARROYO	<b>Antonio Vígara Tena</b>	Jesus S. Escolar Alvarez	HYUNDAI ACCENT 1.6	2B	4	9	<b>20:15.319</b>	1 Vta	12.288	102.6	4	2:08.695	107.6		
21	47	A.E.C.D.	Guillermo Velasco Ortega		DATSUN 120	EN	9	8	<b>19:40.457</b>	2 Vtas	1 Vta	93.9	8	2:24.452	95.9		
<b>No clasificados: (Requerimientos: 75% del número de vueltas del lider = 8 Vueltas)</b>																	
	31	C.D.E. DEYSCOM SPORT	Oscar Plazio Gómez		HONDA CIVIC 1.6	2B	5										
	9	EFICAR TEAM	Santiago Castilla Salinero		HYUNDAI GETZ 1.5 CRDi	2B	6										
	7	CHEFO SPORT	Jesús A. Hernandez Jimenez		CITROEN SAXO 1.6	2B	7										

Vuelta Rápida Ignacio Leirana Castillo en 1:51.499 a 124.3 Km/h en la vuelta 4

Publicado a las:.....

<b>Comisarios Deportivos:</b>	<b>Director de Carrera:</b>	<b>Cronometrador:</b> 
-------------------------------	-----------------------------	---





# Circuito del Jarama

## División 1

### 1ª Carrera


#### Resultados Provisionales por categoría



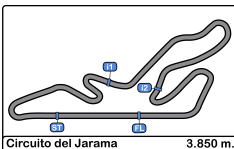
Cls	Nº	Concursante	Piloto 1	Piloto 2	Vehiculo	Cat	Cl	Vtas.	Tiempo	Dif 1º	Intervalo	Km/h	V.R.	Tiempo	Km/h
<b>2B</b>															
1	1	IGNACIO LEIRANA CASTILL	Ignacio Leirana Castillo		CITROEN AX 1.6	2B	1	10	<b>18:55.490</b>			122.0	4	1:51.499	124.3
2	8	ESCUADERIA GREDOS	Javier Moreno Garcia		PEUGEOT 205 1.6	2B	2	10	<b>19:21.219</b>	25.729	25.729	119.3	8	1:53.913	121.6
3	12	RASANTE SPORT	Jaime Cela Talavera		CITROEN SAXO 1.6	2B	3	10	<b>19:24.844</b>	29.354	3.625	118.9	8	1:53.834	121.7
4	23	A.D. CLEMENTE ARROYO	<b>Antonio Vigara Tena</b>	Jesús S. Escolar Alvarez	HYUNDAI ACCENT 1.6	2B	4	9	<b>20:15.319</b>	1 Vta	1 Vta	102.6	4	2:08.695	107.6
<b>No clasificados: (Requerimientos: 75% del número de vueltas del lider = 8 Vueltas)</b>															
31		C.D.E. DEYSCOM SPORT	Oscar Plazio Gómez		HONDA CIVIC 1.6	2B	5								
9		EFICAR TEAM	Santiago Castilla Salinero		HYUNDAI GETZ 1.5 CRDi	2B	6								
7		CHEFO SPORT	Jesús A. Hernandez Jimenez		CITROEN SAXO 1.6	2B	7								
<b>2A</b>															
1	2	LA RUINA RACING	Alfonso Sangrador Alvarez		HONDA CIVIC 1.6	2A	1	10	<b>19:00.090</b>			121.5	3	1:53.440	122.1
2	6	EFICAR TEAM	Cristian Sosa De Ana		HONDA CIVIC 1.6	2A	2	10	<b>19:17.084</b>	21.594	16.994	119.7	2	1:54.624	120.9
3	14	CHRISTIAN GARCIA GARCI	Christian García García	Jr	HYUNDAI ACCENT 1.6	2A	3	10	<b>19:48.741</b>	53.251	31.657	116.5	2	1:57.475	117.9
4	19	C.D.E. ULTIMA VUELTA	Adrian Martin Abrales	Rk	HYUNDAI GETZ 1.5 CRDi	2A	4	10	<b>19:54.920</b>	59.430	6.179	115.9	3	1:57.961	117.4
5	29	C.D.E. DEYSCOM SPORT	Carlos Plazio Gómez		CITROEN SAXO 1.6	2A	5	10	<b>20:02.630</b>	1:07.140	7.710	115.2	8	1:55.829	119.6
6	18	C.D.E. ULTIMA VUELTA	Francisco Torres Alcala	Jr	HYUNDAI GETZ 1.5 CRDi	2A	6	10	<b>20:05.451</b>	1:09.961	2.821	114.9	8	1:56.057	119.4
7	13	CLUB JARAMA SPORT	Sergio Garcia Sardina		HYUNDAI GETZ 1.5 CRDi	2A	7	10	<b>20:15.919</b>	1:20.429	10.468	113.9	7	1:58.302	117.1
<b>EN</b>															
1	20	EFICAR TEAM	Juan Carlos Lopez Olmo		MERCEDES BENZ 190 2.3	EN	1	10	<b>20:00.554</b>			115.4	3	1:57.756	117.7
2	11	ESCUADERIA MADRID	<b>Juan Collin Camacho</b>	Alvaro Collin Tallavi	BMW E36 325i	EN	2	10	<b>20:17.491</b>	1:22.001	16.937	113.8	4	1:59.678	115.8
3	27	EFICAR TEAM	Teo Antonio Perez Palomo		BMW E36 325i	EN	3	10	<b>20:41.854</b>	1:46.364	24.363	111.6	10	2:01.944	113.6
4	10	RASANTE SPORT	Enrique Sanchez Gonzalez	Rk	MAZDA MX5 CUP	EN	4	10	<b>20:56.889</b>	2:01.399	15.035	110.2	6	2:03.803	111.9
5	24	JOSE D. BARTOL SALAZAR	José David Bartol Salazar	Rk	OPEL KADETT 2.0	EN	5	9	<b>18:58.940</b>	1 Vta	1 Vta	109.5	5	2:04.217	111.5
6	38	RASANTE SPORT	<b>Eduardo Martin Martinez</b>	Rk Miguel A. Martin Calvo	VOLKSWAGEN GOLF	EN	6	9	<b>19:02.401</b>	1 Vta	3.461	109.1	7	2:03.848	111.9
7	3	C.D.E. ULTIMA VUELTA	Jorge Tello Villa	Rk <b>José M. Serrano Gutierrez</b>	MAZDA MX5	EN	7	9	<b>19:11.568</b>	1 Vta	9.167	108.3	5	2:05.219	110.6
8	46	CLUB JARAMA SPORT	Eugenio Moreno Vicente	Rk	BMW 325	EN	8	9	<b>20:03.031</b>	1 Vta	51.463	103.6	8	2:10.213	106.4
9	47	A.E.C.D.	Guillermo Velasco Ortega		DATSUN 120	EN	9	8	<b>19:40.457</b>	2 Vtas	1 Vta	93.9	8	2:24.452	95.9
<b>1</b>															
1	45	CLUB AUTOMOVIL SIERO	<b>Miguel A. Ureña Garcia</b>	José Luis Crespillo Calderon	FORD PUMA 1.6	1	1	9	<b>19:56.571</b>			104.2	4	2:07.270	108.9

Vuelta Rápida Ignacio Leirana Castillo en 1:51.499 a 124.3 Km/h en la vuelta 4

Publicado a las:.....

<b>Comisarios Deportivos:</b>	<b>Director de Carrera:</b>	<b>Cronometrador:</b> 
-------------------------------	-----------------------------	---





# Circuito del Jarama

## División 1

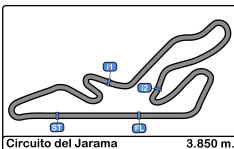
### 1ª Carrera

#### Clasificación Provisional por Vuelta Rápida de Piloto



Clas	Nº	Concursante	Vehiculo	Piloto	Cat	Clas	Vtas.	V.R	Tiempo	Dif 1º	Intervalo	Km/h
1	1	IGNACIO LEIRANA CASTILLO	CITROEN AX 1.6	Ignacio Leirana Castillo	2B	1	10	4	<b>1:51.499</b>			124.3
2	2	LA RUINA RACING	HONDA CIVIC 1.6	Alfonso Sangrador Alvarez	2A	1	10	3	<b>1:53.440</b>	1.941	1.941	122.1
3	12	RASANTE SPORT	CITROEN SAXO 1.6	Jaime Cela Talavera	2B	2	10	8	<b>1:53.834</b>	2.335	0.394	121.7
4	8	ESCUADERIA GREDOS	PEUGEOT 205 1.6	Javier Moreno Garcia	2B	3	10	8	<b>1:53.913</b>	2.414	0.079	121.6
5	6	EFICAR TEAM	HONDA CIVIC 1.6	Cristian Sosa De Ana	2A	2	10	2	<b>1:54.624</b>	3.125	0.711	120.9
6	29	C.D.E. DEYSCOM SPORT	CITROEN SAXO 1.6	Carlos Plazio Gómez	2A	3	10	8	<b>1:55.829</b>	4.330	1.205	119.6
7	18	C.D.E. ULTIMA VUELTA	HYUNDAI GETZ 1.5 CRDi	Francisco Torres Alcala	2A	4	10	8	<b>1:56.057</b>	4.558	0.228	119.4
8	14	CHRISTIAN GARCIA GARCIA	HYUNDAI ACCENT 1.6	Christian García García	2A	5	10	2	<b>1:57.475</b>	5.976	1.418	117.9
9	20	EFICAR TEAM	MERCEDES BENZ 190 2.3	Juan Carlos Lopez Olmo	EN	1	10	3	<b>1:57.756</b>	6.257	0.281	117.7
10	19	C.D.E. ULTIMA VUELTA	HYUNDAI GETZ 1.5 CRDi	Adrian Martin Abrales	2A	6	10	3	<b>1:57.961</b>	6.462	0.205	117.4
11	13	CLUB JARAMA SPORT	HYUNDAI GETZ 1.5 CRDi	Sergio Garcia Sardina	2A	7	10	7	<b>1:58.302</b>	6.803	0.341	117.1
12	11	ESCUADERIA MADRID HISTORIC	BMW E36 325i	Juan Collin Camacho	EN	2	10	4	<b>1:59.678</b>	8.179	1.376	115.8
13	27	EFICAR TEAM	BMW E36 325i	Teo Antonio Perez Palomo	EN	3	10	10	<b>2:01.944</b>	10.445	2.266	113.6
14	10	RASANTE SPORT	MAZDA MX5 CUP	Enrique Sanchez Gonzalez	EN	4	10	6	<b>2:03.803</b>	12.304	1.859	111.9
15	38	RASANTE SPORT	VOLKSWAGEN GOLF	Eduardo Martin Martinez	Rk	EN	5	9	<b>2:03.848</b>	12.349	0.045	111.9
16	24	JOSE D. BARTOL SALAZAR	OPEL KADETT 2.0	José David Bartol Salazar	EN	6	9	5	<b>2:04.217</b>	12.718	0.369	111.5
17	3	C.D.E. ULTIMA VUELTA	MAZDA MX5	José M. Serrano Gutierrez	Rk	EN	7	9	<b>2:05.219</b>	13.720	1.002	110.6
18	45	CLUB AUTOMOVIL SIERO	FORD PUMA 1.6	Miguel A. Ureña Garcia	1	1	9	4	<b>2:07.270</b>	15.771	2.051	108.9
19	23	A.D. CLEMENTE ARROYO	HYUNDAI ACCENT 1.6	Antonio Vígara Tena	2B	4	9	4	<b>2:08.695</b>	17.196	1.425	107.6
20	46	CLUB JARAMA SPORT	BMW 325	Eugenio Moreno Vicente	EN	8	9	8	<b>2:10.213</b>	18.714	1.518	106.4
21	47	A.E.C.D.	DATSUN 120	Guillermo Velasco Ortega	EN	9	8	8	<b>2:24.452</b>	32.953	14.239	95.9





## Circuito del Jarama

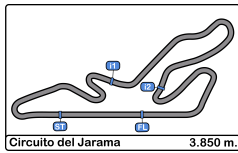
### División 1

### 1ª Carrera

### Distancia y Velocidad Media



Cls	Nº	Concursante	Piloto 1	Piloto 2	Vehiculo	Cat	Cls	Vtas.	Distancia	Tiempo	Km/h
1	1	IGNACIO LEIRANA CASTILL	Ignacio Leirana Castillo		CITROEN AX 1.6	2B	1	10	38.50	18:55.490	122.0
2	2	LA RUINA RACING	Alfonso Sangrador Alvarez		HONDA CIVIC 1.6	2A	1	10	38.50	19:00.090	121.5
3	6	EFICAR TEAM	Cristian Sosa De Ana		HONDA CIVIC 1.6	2A	2	10	38.50	19:17.084	119.7
4	8	ESCUADERIA GREDOS	Javier Moreno Garcia		PEUGEOT 205 1.6	2B	2	10	38.50	19:21.219	119.3
5	12	RASANTE SPORT	Jaime Cela Talavera		CITROEN SAXO 1.6	2B	3	10	38.50	19:24.844	118.9
6	14	CHRISTIAN GARCIA GARCIA	Christian García García	Jr	HYUNDAI ACCENT 1.6	2A	3	10	38.50	19:48.741	116.5
7	19	C.D.E. ULTIMA VUELTA	Adrian Martin Abrales	Rk	HYUNDAI GETZ 1.5 CRDi	2A	4	10	38.50	19:54.920	115.9
8	20	EFICAR TEAM	Juan Carlos Lopez Olmo		MERCEDES BENZ 190 2.3	EN	1	10	38.50	20:00.554	115.4
9	29	C.D.E. DEYSCOM SPORT	Carlos Plazio Gómez		CITROEN SAXO 1.6	2A	5	10	38.50	20:02.630	115.2
10	18	C.D.E. ULTIMA VUELTA	Francisco Torres Alcala	Jr	HYUNDAI GETZ 1.5 CRDi	2A	6	10	38.50	20:05.451	114.9
11	13	CLUB JARAMA SPORT	Sergio Garcia Sardina		HYUNDAI GETZ 1.5 CRDi	2A	7	10	38.50	20:15.919	113.9
12	11	ESCUADERIA MADRID HISTO	<u>Juan Collin Camacho</u>	Alvaro Collin Tallavi	BMW E36 325i	EN	2	10	38.50	20:17.491	113.8
13	27	EFICAR TEAM	Teo Antonio Perez Palomo		BMW E36 325i	EN	3	10	38.50	20:41.854	111.6
14	10	RASANTE SPORT	Enrique Sanchez Gonzalez	Rk	MAZDA MX5 CUP	EN	4	10	38.50	20:56.889	110.2
15	24	JOSE D. BARTOL SALAZAR	José David Bartol Salazar	Rk	OPEL KADETT 2.0	EN	5	9	34.65	18:58.940	109.5
16	38	RASANTE SPORT	<u>Eduardo Martin Martinez</u>	Rk Miguel A. Martin Calvo	VOLKSWAGEN GOLF	EN	6	9	34.65	19:02.401	109.1
17	3	C.D.E. ULTIMA VUELTA	Jorge Tello Villa	Rk <u>José M. Serrano Gutierrez</u>	MAZDA MX5	EN	7	9	34.65	19:11.568	108.3
18	45	CLUB AUTOMOVIL SIERO	<u>Miguel A. Ureña Garcia</u>	José Luis Crespillo Calderon	FORD PUMA 1.6	1	1	9	34.65	19:56.571	104.2
19	46	CLUB JARAMA SPORT	Eugenio Moreno Vicente	Rk	BMW 325	EN	8	9	34.65	20:03.031	103.6
20	23	A.D. CLEMENTE ARROYO	<u>Antonio Vigara Tena</u>	Jesus S. Escolar Alvarez	HYUNDAI ACCENT 1.6	2B	4	9	34.65	20:15.319	102.6
21	47	A.E.C.D.	Guillermo Velasco Ortega		DATSUN 120	EN	9	8	30.80	19:40.457	93.9
<b>No clasificados: (Requerimientos: 75% del número de vueltas del lider = 8 Vueltas)</b>											
31		C.D.E. DEYSCOM SPORT	Oscar Plazio Gómez		HONDA CIVIC 1.6	2B	5				
9		EFICAR TEAM	Santiago Castilla Salinero		HYUNDAI GETZ 1.5 CRDi	2B	6				
7		CHEFO SPORT	Jesús A. Hernandez Jimenez		CITROEN SAXO 1.6	2B	7				



# Circuito del Jarama

División 1

1ª Carrera

Tiempos Por Vuelta



1							8								
1 Ignacio Leirana Castillo							1 Javier Moreno Garcia								
CITROEN AX 1.6							PEUGEOT 205 1.6								
2B							2B								
2							2								
IGNACIO LEIRANA CASTILLO							ESCUDERIA GREDOS								
Vta	D	Tiempo	Sector 1	Sector 2	Sector 3	V.Max	Elapsed	Vta	D	Tiempo	Sector 1	Sector 2	Sector 3	V.Max	Elapsed
1		1:53.013	43.733	37.390	31.890	108.9	1:53.013	1		1:57.330	46.214	39.068	32.048	110.9	1:57.330
2		1:54.134	44.969	37.800	31.365	189.1	3:47.147	2		1:56.943	44.783	39.578	32.582	193.8	3:54.273
3		1:52.272	43.788	37.375	31.109	178.8	5:39.419	3		1:56.700	44.557	39.291	32.852	190.4	5:50.973
4		1:51.499	43.232	37.198	31.069	193.5	7:30.918	4		1:55.895	44.440	38.935	32.520	189.8	7:46.868
5		1:52.118	43.298	37.592	31.228	193.8	9:23.036	5		1:57.558	44.239	40.529	32.790	189.8	9:44.426
6		1:53.974	43.341	38.727	31.906	191.1	11:17.010	6		1:56.309	44.290	39.121	32.898	189.1	11:40.735
7		1:55.284	44.477	38.849	31.958	178.5	13:12.294	7		1:54.150	43.964	38.286	31.900	189.1	13:34.885
8		1:52.521	43.277	37.672	31.572	191.8	15:04.815	8		1:53.913	43.624	38.044	32.245	190.4	15:28.798
9		1:54.336	43.802	39.041	31.493	190.4	16:59.151	9		1:54.926	43.869	38.654	32.403	191.8	17:23.724
10		1:56.339	43.995	39.466	32.878	185.8	18:55.490	10		1:57.495	44.606	39.285	33.604	185.2	19:21.219

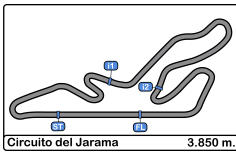
2							10								
1 Alfonso Sangrador Alvarez							1 Enrique Sanchez Gonzalez								
HONDA CIVIC 1.6							MAZDA MX5 CUP								
2A							EN								
2							2								
LA RUINA RACING							RASANTE SPORT								
Vta	D	Tiempo	Sector 1	Sector 2	Sector 3	V.Max	Elapsed	Vta	D	Tiempo	Sector 1	Sector 2	Sector 3	V.Max	Elapsed
1		1:53.446	44.208	37.833	31.405	109.3	1:53.446	1		2:14.636	57.297	42.246	35.093	121.7	2:14.636
2		1:53.542	43.818	38.211	31.513	197.0	3:46.988	2		2:06.314	48.093	43.682	34.539	173.6	4:20.950
3		1:53.440	43.351	38.398	31.691	188.8	5:40.428	3		2:05.272	47.387	42.792	35.093	176.4	6:26.222
4		1:53.705	43.513	38.201	31.991	197.8	7:34.133	4		2:04.824	47.356	42.777	34.691	177.9	8:31.046
5		1:54.894	44.389	38.801	31.704	179.7	9:29.027	5		2:04.834	47.572	42.205	35.057	175.8	10:35.880
6		1:53.922	43.404	38.727	31.791	198.8	11:22.949	6		2:03.803	47.498	41.756	34.549	175.8	12:39.683
7		1:53.819	43.516	38.484	31.819	199.2	13:16.768	7		2:04.586	47.400	42.204	34.982	175.6	14:44.269
8		1:53.988	43.641	38.536	31.811	194.2	15:10.756	8		2:03.939	47.544	41.801	34.594	176.1	16:48.208
9		1:54.991	43.967	38.503	32.521	192.8	17:05.747	9		2:04.236	47.275	41.921	35.040	177.3	18:52.444
10		1:54.343	43.387	38.382	32.574	192.5	19:00.090	10		2:04.445	47.286	41.847	35.312	177.9	20:56.889

3							11								
1 Jorge Tello Villa							1 Juan Collin Camacho								
MAZDA MX5							BMW E36 325i								
EN							EN								
2 José M. Serrano Gutierrez							2 Alvaro Collin Tallavi								
C.D.E. ULTIMA VUELTA							ESCUDERIA MADRID HISTORICOS								
Vta	D	Tiempo	Sector 1	Sector 2	Sector 3	V.Max	Elapsed	Vta	D	Tiempo	Sector 1	Sector 2	Sector 3	V.Max	Elapsed
1	2	2:19.288	1:00.672	42.535	36.081	123.9	2:19.288	1	1	2:15.358	1:00.120	40.717	34.521	129.9	2:15.358
2	2	2:09.655	50.434	43.007	36.214	158.8	4:28.943	2	1	2:01.092	47.649	40.332	33.111	177.0	4:16.450
3	2	2:07.258	48.933	43.261	35.064	167.7	6:36.201	3	1	1:59.737	45.919	40.317	33.501	183.9	6:16.187
4	2	2:05.514	48.069	42.496	34.949	168.7	8:41.715	4	1	1:59.678	45.929	40.351	33.398	190.8	8:15.865
5	2	2:05.219	47.967	42.270	34.982	168.4	10:46.934	5	1	1:59.974	46.214	40.299	33.461	188.4	10:15.839
6	2	2:06.312	48.669	42.461	35.182	170.0	12:53.246	6	1	1:59.969	45.750	40.497	33.722	194.2	12:15.808
7	2	2:07.166	49.485	42.562	35.119	168.2	15:00.412	7	1	2:00.847	46.162	40.991	33.694	190.4	14:16.655
8	2	2:05.641	48.322	41.997	35.322	165.6	17:06.053	8	1	1:59.766	46.089	40.343	33.334	186.8	16:16.421
9	2	2:05.515	48.529	42.207	34.779	171.9	19:11.568	9	1	1:59.768	45.923	40.362	33.483	193.5	18:16.189
10	1	2:01.302	46.978	40.601	33.723	188.4	20:17.491	10	1	2:01.302	46.978	40.601	33.723	188.4	20:17.491

6							12								
1 Cristian Sosa De Ana							1 Jaime Cela Talavera								
HONDA CIVIC 1.6							CITROEN SAXO 1.6								
2A							2B								
2							2								
EFICAR TEAM							RASANTE SPORT								
Vta	D	Tiempo	Sector 1	Sector 2	Sector 3	V.Max	Elapsed	Vta	D	Tiempo	Sector 1	Sector 2	Sector 3	V.Max	Elapsed
1		1:55.961	45.690	38.118	32.153	116.1	1:55.961	1		2:08.475	55.366	40.592	32.517	113.8	2:08.475
2		1:54.624	44.177	38.303	32.144	189.4	3:50.585	2		1:56.346	44.293	38.794	33.259	197.8	4:04.821
3		1:55.364	44.697	38.499	32.168	187.5	5:45.949	3		1:55.501	44.169	38.938	32.394	196.3	6:00.322
4		1:55.502	44.624	38.539	32.339	188.1	7:41.451	4		1:55.311	43.690	38.724	32.897	201.1	7:55.633
5		1:55.736	44.661	38.588	32.487	186.5	9:37.187	5		1:55.086	43.866	38.793	32.427	196.7	9:50.719
6		1:56.533	44.596	38.955	32.982	186.5	11:33.720	6		1:55.004	43.770	38.799	32.435	199.6	11:45.723
7		1:56.511	45.276	38.809	32.426	184.3	13:30.231	7		1:54.243	43.598	38.584	32.061	201.8	13:39.966
8		1:55.750	44.750	38.513	32.487	186.5	15:25.981	8		1:53.834	43.485	38.523	31.826	200.7	15:33.800
9		1:55.325	44.686	38.349	32.290	186.2	17:21.306	9		1:54.654	43.796	38.433	32.425	203.3	17:28.454
10		1:55.778	44.557	38.564	32.657	188.8	19:17.084	10		1:56.390	43.777	39.826	32.787	197.4	19:24.844



# Circuito del Jarama

## División 1

### 1ª Carrera

#### Tiempos Por Vuelta



<b>13</b>	1 Sergio Garcia Sardina	HYUNDAI GETZ 1.5 CRDi	<b>20</b>	1 Juan Carlos Lopez Olmo	MERCEDES BENZ 190 2.3
2A	2	CLUB JARAMA SPORT	EN	2	EFICAR TEAM

Vta	D	Tiempo	Sector 1	Sector 2	Sector 3	V.Max	Elapsed	Vta	D	Tiempo	Sector 1	Sector 2	Sector 3	V.Max	Elapsed
1		2:21.852	1:05.463	42.727	33.662	125.7	2:21.852	1		2:05.960	54.682	<b>38.788</b>	<b>32.490</b>	126.1	2:05.960
2		2:00.585	46.842	40.148	33.595	166.9	4:22.437	2		1:57.907	45.735	39.289	32.883	177.0	4:03.867
3		2:00.952	46.348	41.260	33.344	164.6	6:23.389	3		<b>1:57.756</b>	<b>44.811</b>	40.323	32.622	186.5	6:01.623
4		2:00.043	46.155	40.641	33.247	177.0	8:23.432	4		1:59.187	45.830	40.286	33.071	172.8	8:00.810
5		1:58.674	45.901	39.540	<b>33.233</b>	177.0	10:22.106	5		1:58.658	45.482	39.870	33.306	181.5	9:59.468
6		1:58.933	46.274	<b>39.293</b>	33.366	176.7	12:21.039	6		2:01.188	46.856	40.552	33.780	162.8	12:00.656
7		<b>1:58.302</b>	<b>45.565</b>	39.482	33.255	180.6	14:19.341	7		2:01.170	46.401	40.981	33.788	172.5	14:01.826
8		1:58.412	45.609	39.515	33.288	179.4	16:17.753	8		2:02.900	47.410	41.340	34.150	157.4	16:04.726
9		1:58.807	45.798	39.650	33.359	179.7	18:16.560	9		1:57.869	45.461	39.415	32.993	174.1	18:02.595
10		1:59.359	45.960	39.965	33.434	180.3	20:15.919	10		1:57.959	45.121	39.635	33.203	189.8	20:00.554

<b>14</b>	1 Christian García García	HYUNDAI ACCENT 1.6	<b>23</b>	1 Antonio Vigara Tena	HYUNDAI ACCENT 1.6
2A	2	CHRISTIAN GARCIA GARCIA	2B	2 Jesus S. Escolar Alvarez	A.D. CLEMENTE ARROYO

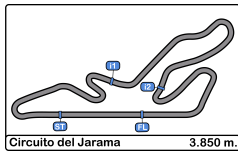
Vta	D	Tiempo	Sector 1	Sector 2	Sector 3	V.Max	Elapsed	Vta	D	Tiempo	Sector 1	Sector 2	Sector 3	V.Max	Elapsed
1		2:04.442	51.776	39.597	33.069	116.3	2:04.442	1	1	2:23.644	1:03.797	43.696	36.151	115.1	2:23.644
2		<b>1:57.475</b>	<b>44.824</b>	39.703	32.948	179.4	4:01.917	2	1	2:11.584	52.107	<b>42.927</b>	36.550	165.6	4:35.228
3		1:58.207	45.220	39.913	33.074	179.1	6:00.124	3	1	2:10.465	50.525	44.143	35.797	175.6	6:45.693
4		1:57.523	45.072	<b>39.558</b>	<b>32.893</b>	180.3	7:57.647	4	1	<b>2:08.695</b>	<b>49.315</b>	43.837	<b>35.543</b>	169.0	8:54.388
5		1:58.345	44.888	39.764	33.693	183.0	9:55.992	5	1	2:39.886	49.414	44.061	1:06.411	168.7	11:34.274
6		1:58.166	45.030	39.886	33.250	176.1	11:54.158	6	1	2:11.016	51.214	43.808	35.994	152.3	13:45.290
7		1:58.198	45.119	39.815	33.264	181.5	13:52.356	7	1	2:10.086	49.474	44.212	36.400	163.8	15:55.376
8		1:58.682	44.993	40.493	33.196	179.1	15:51.038	8	1	2:10.422	49.695	43.848	36.879	171.9	18:05.798
9		1:58.037	45.047	39.744	33.246	181.2	17:49.075	9	1	2:09.521	49.486	43.980	36.055	169.2	20:15.319
10		1:59.666	45.121	41.100	33.445	179.1	19:48.741								

<b>18</b>	1 Francisco Torres Alcala	HYUNDAI GETZ 1.5 CRDi	<b>24</b>	1 José David Bartol Salazar	OPEL KADETT 2.0
2A	2	C.D.E. ULTIMA VUELTA	EN	2	JOSE D. BARTOL SALAZAR

Vta	D	Tiempo	Sector 1	Sector 2	Sector 3	V.Max	Elapsed	Vta	D	Tiempo	Sector 1	Sector 2	Sector 3	V.Max	Elapsed
1		2:30.241	1:17.543	40.263	32.435	114.7	2:30.241	1		2:16.661	59.215	42.456	34.990	130.5	2:16.661
2		2:00.380	47.001	40.720	32.659	180.6	4:30.621	2		2:06.678	48.132	43.116	35.430	183.9	4:23.339
3		1:58.700	45.720	40.064	32.916	187.5	6:29.321	3		2:06.726	48.786	42.446	35.494	167.7	6:30.065
4		1:57.158	44.545	40.228	32.385	190.4	8:26.479	4		2:05.212	48.120	41.920	35.172	184.3	8:35.277
5		1:56.357	44.789	39.144	32.424	190.8	10:22.836	5		<b>2:04.217</b>	<b>47.700</b>	<b>41.305</b>	35.212	184.3	10:39.494
6		1:56.676	44.828	39.292	32.556	187.8	12:19.512	6		2:05.270	48.118	41.764	35.388	187.5	12:44.764
7		1:56.620	44.885	39.272	32.463	190.4	14:16.132	7		2:05.234	48.217	41.750	35.267	185.8	14:49.998
8		<b>1:56.057</b>	<b>44.535</b>	<b>39.090</b>	32.432	191.1	16:12.189	8		2:04.285	47.925	41.430	34.930	183.3	16:54.283
9		1:56.597	44.968	39.280	<b>32.349</b>	191.1	18:08.786	9		2:04.657	48.046	41.902	<b>34.709</b>	183.0	18:58.940
10		1:56.665	44.984	39.242	32.439	191.4	20:05.451								

<b>19</b>	1 Adrian Martin Abraldes	HYUNDAI GETZ 1.5 CRDi	<b>27</b>	1 Teo Antonio Perez Palomo	BMW E36 325i
2A	2	C.D.E. ULTIMA VUELTA	EN	2	EFICAR TEAM

Vta	D	Tiempo	Sector 1	Sector 2	Sector 3	V.Max	Elapsed	Vta	D	Tiempo	Sector 1	Sector 2	Sector 3	V.Max	Elapsed
1		2:05.259	52.355	39.822	33.082	120.2	2:05.259	1		2:15.267	57.624	42.047	35.596	122.1	2:15.267
2		1:59.851	45.798	39.672	34.381	179.7	4:05.110	2		2:03.847	48.245	41.652	33.950	168.4	4:19.114
3		<b>1:57.961</b>	45.420	39.650	<b>32.891</b>	179.7	6:03.071	3		2:02.995	46.458	42.260	34.277	179.1	6:22.109
4		1:58.648	45.525	39.967	33.156	187.8	8:01.719	4		2:03.855	46.321	42.981	34.553	181.5	8:25.964
5		1:58.412	45.559	39.709	33.144	187.1	10:00.131	5		2:04.174	47.620	42.649	33.905	170.6	10:30.138
6		1:58.162	<b>45.403</b>	39.488	33.271	183.3	11:58.293	6		2:02.700	<b>46.204</b>	42.618	33.878	181.2	12:32.838
7		1:58.179	45.560	<b>39.393</b>	33.226	186.5	13:56.472	7		2:02.812	47.400	<b>40.931</b>	34.481	177.0	14:35.650
8		1:58.819	45.487	39.770	33.562	188.1	15:55.291	8		2:01.961	46.449	41.056	34.456	180.6	16:37.611
9		1:59.277	45.999	39.811	33.467	184.3	17:54.568	9		2:02.299	46.835	41.368	34.096	176.7	18:39.910
10		2:00.352	45.955	40.283	34.114	179.7	19:54.920	10		<b>2:01.944</b>	46.659	41.438	<b>33.847</b>	180.0	20:41.854



# Circuito del Jarama

## División 1

### 1ª Carrera

#### Tiempos Por Vuelta



29 1 Carlos Plazio Gómez CITROEN SAXO 1.6 47 1 Guillermo Velasco Ortega DATSUN 120  
 2A 2 C.D.E. DEYSCOM SPORT EN 2 A.E.C.D.

Vta	D	Tiempo	Sector 1	Sector 2	Sector 3	V.Max	Elapsed	Vta	D	Tiempo	Sector 1	Sector 2	Sector 3	V.Max	Elapsed
1		2:23.811	1:07.449	41.909	34.453	112.0	2:23.811	1		2:40.065	1:09.668	50.645	39.752	102.4	2:40.065
2		2:02.737	49.669	39.700	33.368	174.7	4:26.548	2		2:25.009	54.652	50.448	39.909	141.7	5:05.074
3		1:58.957	45.525	39.749	33.683	186.2	6:25.505	3		2:25.677	54.688	50.494	40.495	140.9	7:30.751
4		1:58.078	45.213	39.879	32.986	186.5	8:23.583	4		2:27.475	55.060	51.533	40.882	141.5	9:58.226
5		1:56.228	44.598	39.123	32.507	187.1	10:19.811	5		2:27.366	55.271	50.683	41.412	133.6	12:25.592
6		1:56.774	44.626	39.369	32.779	184.6	12:16.585	6		2:25.546	54.686	50.879	39.981	140.8	14:51.138
7		1:57.533	45.582	39.351	32.600	186.8	14:14.118	7		2:24.867	54.481	50.470	39.916	142.4	17:16.005
8		1:55.829	44.653	38.705	32.471	185.8	16:09.947	8		2:24.452	54.670	50.152	39.630	142.1	19:40.457
9		1:55.887	44.463	38.858	32.566	188.8	18:05.834								
10		1:56.796	44.593	39.289	32.914	188.4	20:02.630								

31 1 Oscar Plazio Gómez HONDA CIVIC 1.6  
 2B 2 C.D.E. DEYSCOM SPORT

Vta	D	Tiempo	Sector 1	Sector 2	Sector 3	V.Max	Elapsed
-----	---	--------	----------	----------	----------	-------	---------

38 1 Eduardo Martin Martinez VOLKSWAGEN GOLF  
 EN 2 Miguel A. Martin Calvo RASANTE SPORT

Vta	D	Tiempo	Sector 1	Sector 2	Sector 3	V.Max	Elapsed
-----	---	--------	----------	----------	----------	-------	---------

1	1	2:19.566	1:01.003	43.083	35.480	129.6	2:19.566
2	1	2:07.915	49.733	42.684	35.498	171.4	4:27.481
3	1	2:06.802	48.727	43.005	35.070	173.9	6:34.283
4	1	2:05.489	48.208	42.088	35.193	183.0	8:39.772
5	1	2:04.836	47.739	41.919	35.178	182.1	10:44.608
6	1	2:04.559	47.780	41.923	34.856	179.1	12:49.167
7	1	2:03.848	47.802	41.627	34.419	182.4	14:53.015
8	1	2:04.388	47.979	41.940	34.469	184.9	16:57.403
9	1	2:04.998	47.820	42.106	35.072	185.5	19:02.401

45 1 Miguel A. Ureña Garcia FORD PUMA 1.6  
 1 2 José Luis Crespillo Calderon CLUB AUTOMOVIL SIERO

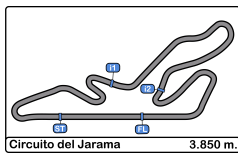
Vta	D	Tiempo	Sector 1	Sector 2	Sector 3	V.Max	Elapsed
-----	---	--------	----------	----------	----------	-------	---------

1	1	2:27.563	1:05.066	47.198	35.299	129.1	2:27.563
2	1	2:11.516	52.285	44.379	34.852	157.4	4:39.079
3	1	2:12.582	50.419	45.912	36.251	163.8	6:51.661
4	1	2:07.270	48.802	43.140	35.328	176.4	8:58.931
5	1	2:07.444	48.116	43.479	35.849	173.6	11:06.375
6	1	2:12.865	48.856	46.116	37.893	176.7	13:19.240
7	1	2:11.546	49.249	44.173	38.124	173.0	15:30.786
8	1	2:12.402	51.227	45.259	35.916	156.0	17:43.188
9	1	2:13.383	49.471	45.951	37.961	164.8	19:56.571

46 1 Eugenio Moreno Vicente BMW 325  
 EN 2 CLUB JARAMA SPORT

Vta	D	Tiempo	Sector 1	Sector 2	Sector 3	V.Max	Elapsed
-----	---	--------	----------	----------	----------	-------	---------

1		2:26.110	1:04.109	45.564	36.437	123.4	2:26.110
2		2:12.466	51.870	43.897	36.699	177.9	4:38.576
3		2:14.078	50.603	45.575	37.900	175.3	6:52.654
4		2:11.338	51.324	43.406	36.608	174.7	9:03.992
5		2:12.246	50.548	43.864	37.834	174.4	11:16.238
6		2:12.502	51.967	43.984	36.551	152.9	13:28.740
7		2:11.441	51.396	43.918	36.127	162.4	15:40.181
8		2:10.213	49.551	43.862	36.800	177.3	17:50.394
9		2:12.637	49.770	44.617	38.250	181.5	20:03.031



# Circuito del Jarama

## División 1

### 1ª Carrera

#### Análisis



Num	Tiempo Vta.	Dif. 1º
-----	-------------	---------

#### Vta 1

1	1:53.013	
2	1:53.446	00.433
6	1:55.961	02.948
8	1:57.330	04.317
14	2:04.442	11.429
19	2:05.259	12.246
20	2:05.960	12.947
12	2:08.475	15.462
10	2:14.636	21.623
27	2:15.267	22.254
11	2:15.358	22.345
24	2:16.661	23.648
3	2:19.288	26.275
38	2:19.566	26.553
13	2:21.852	28.839
23	2:23.644	30.631
29	2:23.811	30.798
46	2:26.110	33.097
45	2:27.563	34.550
18	2:30.241	37.228
47	2:40.065	47.052

Num	Tiempo Vta.	Dif. 1º
-----	-------------	---------

#### Vta 2

2	1:53.542	
1	1:54.134	00.159
6	1:54.624	03.597
8	1:56.943	07.285
14	1:57.475	14.929
20	1:57.907	16.879
12	1:56.346	17.833
19	1:59.851	18.122
11	2:01.092	29.462
27	2:03.847	32.126
10	2:06.314	33.962
13	2:00.585	35.449
24	2:06.678	36.351
29	2:02.737	39.560
38	2:07.915	40.493
3	2:09.655	41.955

18	2:00.380	43.633
23	2:11.584	48.240
46	2:12.466	51.588
45	2:11.516	52.091
47	2:25.009	1:18.086

Num	Tiempo Vta.	Dif. 1º
-----	-------------	---------

#### Vta 3

1	1:52.272	
2	1:53.440	01.009
6	1:55.364	06.530
8	1:56.700	11.554
14	1:58.207	20.705
12	1:55.501	20.903
20	1:57.756	22.204
19	1:57.961	23.652
11	1:59.737	36.768
27	2:02.995	42.690
13	2:00.952	43.970
29	1:58.957	46.086
10	2:05.272	46.803
18	1:58.700	49.902
24	2:06.726	50.646
38	2:06.802	54.864
3	2:07.258	56.782
23	2:10.465	1:06.274
45	2:12.582	1:12.242
46	2:14.078	1:13.235
47	2:25.677	1:51.332

Num	Tiempo Vta.	Dif. 1º
-----	-------------	---------

#### Vta 4

1	1:51.499	
2	1:53.705	03.215
6	1:55.502	10.533
8	1:55.895	15.950
12	1:55.311	24.715
14	1:57.523	26.729
20	1:59.187	29.892
19	1:58.648	30.801
11	1:59.678	44.947
13	2:00.043	52.514
29	1:58.078	52.665

27	2:03.855	55.046
18	1:57.158	55.561
10	2:04.824	1:00.128
24	2:05.212	1:04.359
38	2:05.489	1:08.854
3	2:05.514	1:10.797
23	2:08.695	1:23.470
45	2:07.270	1:28.013
46	2:11.338	1:33.074

Num	Tiempo Vta.	Dif. 1º
-----	-------------	---------

#### Vta 5

1	1:52.118	
2	1:54.894	05.991
6	1:55.736	14.151
8	1:57.558	21.390
12	1:55.086	27.683
14	1:58.345	32.956
47	2:27.475	1 Lap
20	1:58.658	36.432
19	1:58.412	37.095
11	1:59.974	52.803
29	1:56.228	56.775
13	1:58.674	59.070
18	1:56.357	59.800
27	2:04.174	1:07.102
10	2:04.834	1:12.844
24	2:04.217	1:16.458
38	2:04.836	1:21.572
3	2:05.219	1:23.898
45	2:07.444	1:43.339
46	2:12.246	1:53.202

Num	Tiempo Vta.	Dif. 1º
-----	-------------	---------

#### Vta 6

1	1:53.974	
2	1:53.922	05.939
6	1:56.533	16.710
23	2:39.886	1 Lap
8	1:56.309	23.725
12	1:55.004	28.713
14	1:58.166	37.148
19	1:58.162	41.283

20	2:01.188	43.646
11	1:59.969	58.798
29	1:56.774	59.575
18	1:56.676	1:02.502
13	1:58.933	1:04.029
47	2:27.366	1 Lap
27	2:02.700	1:15.828
10	2:03.803	1:22.673
24	2:05.270	1:27.754
38	2:04.559	1:32.157
3	2:06.312	1:36.236

Num	Tiempo Vta.	Dif. 1º
-----	-------------	---------

#### Vta 7

1	1:55.284	
2	1:53.819	04.474
45	2:12.865	1 Lap
46	2:12.502	1 Lap
6	1:56.511	17.937
8	1:54.150	22.591
12	1:54.243	27.672
23	2:11.016	1 Lap
14	1:58.198	40.062
19	1:58.179	44.178
20	2:01.170	49.532
29	1:57.533	1:01.824
18	1:56.620	1:03.838
11	2:00.847	1:04.361
13	1:58.302	1:07.047
27	2:02.812	1:23.356
10	2:04.586	1:31.975
24	2:05.234	1:37.704
47	2:25.546	1 Lap
38	2:03.848	1:40.721
3	2:07.166	1:48.118

Num	Tiempo Vta.	Dif. 1º
-----	-------------	---------

#### Vta 8

1	1:52.521	
2	1:53.988	05.941
6	1:55.750	21.166
8	1:53.913	23.983
45	2:11.546	1 Lap

12	1:53.834	28.985
46	2:11.441	1 Lap
14	1:58.682	46.223
19	1:58.819	50.476
23	2:10.086	1 Lap
20	2:02.900	59.911
29	1:55.829	1:05.132
18	1:56.057	1:07.374
11	1:59.766	1:11.606
13	1:58.412	1:12.938
27	2:01.961	1:32.796
10	2:03.939	1:43.393
24	2:04.285	1:49.468
38	2:04.388	1:52.588

Num	Tiempo Vta.	Dif. 1º
-----	-------------	---------

#### Vta 9

1	1:54.336	
2	1:54.991	06.596
3	2:05.641	1 Lap
47	2:24.867	2 Laps
6	1:55.325	22.155
8	1:54.926	24.573
12	1:54.654	29.303
45	2:12.402	1 Lap
14	1:58.037	49.924
46	2:10.213	1 Lap
19	1:59.277	55.417
20	1:57.869	1:03.444
23	2:10.422	1 Lap
29	1:55.887	1:06.683
18	1:56.597	1:09.635
11	1:59.768	1:17.038
13	1:58.807	1:17.409
27	2:02.299	1:40.759
10	2:04.236	1:53.293

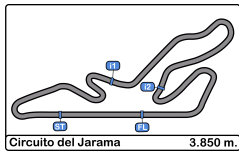
Num	Tiempo Vta.	Dif. 1º
-----	-------------	---------

#### Vta 10

1	1:56.339	
24	2:04.657	1 Lap
2	1:54.343	04.600
38	2:04.998	1 Lap







## Circuito del Jarama

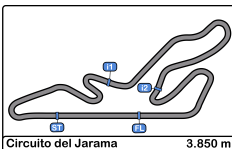
### División 1

### 1ª Carrera

### Análisis



3	2:05.515	1 Lap
6	1:55.778	21.594
8	1:57.495	25.729
12	1:56.390	29.354
47	2:24.452	2 Laps
14	1:59.666	53.251
19	2:00.352	59.430
45	2:13.383	1 Lap
20	1:57.959	1:05.064
29	1:56.796	1:07.140
46	2:12.637	1 Lap
18	1:56.665	1:09.961
23	2:09.521	1 Lap
13	1:59.359	1:20.429
11	2:01.302	1:22.001
27	2:01.944	1:46.364
10	2:04.445	2:01.399



# Circuito del Jarama

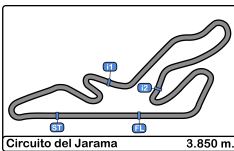
## División 1

### 1ª Carrera

#### Mejores Sectores



Sector - 1				Sector - 2				Sector - 3				Vuelta Ideal vs Mejor Vuelta				
Clas	Nº	Piloto	Tiempo	Nº	Piloto	Tiempo	Nº	Piloto	Tiempo	Clas	Nº	Piloto	Vta. Ideal	Mejor V.	Clas	
1	1	Ignacio Leirana Castillo	43.232	1	Ignacio Leirana Castillo	37.198	1	Ignacio Leirana Castillo	31.069	1	1	Ignacio Leirana Castillo	1:51.499	1:51.499	1	
2	2	Alfonso Sangrador Alvarez	43.351	2	Alfonso Sangrador Alvarez	37.833	2	Alfonso Sangrador Alvarez	31.405	2	2	Alfonso Sangrador Alvarez	1:52.589	1:53.440	2	
3	12	Jaime Cela Talavera	43.485	8	Javier Moreno Garcia	38.044	12	Jaime Cela Talavera	31.826	3	8	Javier Moreno Garcia	1:53.568	1:53.913	4	
4	8	Javier Moreno Garcia	43.624	6	Cristian Sosa De Ana	38.118	8	Javier Moreno Garcia	31.900	4	12	Jaime Cela Talavera	1:53.744	1:53.834	3	
5	6	Cristian Sosa De Ana	44.177	12	Jaime Cela Talavera	38.433	6	Cristian Sosa De Ana	32.144	5	6	Cristian Sosa De Ana	1:54.439	1:54.624	5	
6	29	Carlos Plazio Gómez	44.463	29	Carlos Plazio Gómez	38.705	18	Francisco Torres Alcalá	32.349	6	29	Carlos Plazio Gómez	1:55.639	1:55.829	6	
7	18	Francisco Torres Alcalá	44.535	20	Juan Carlos Lopez Olm	38.788	29	Carlos Plazio Gómez	32.471	7	18	Francisco Torres Alcalá	1:55.974	1:56.057	7	
8	20	Juan Carlos Lopez Olm	44.811	18	Francisco Torres Alcalá	39.090	20	Juan Carlos Lopez Olm	32.490	8	20	Juan Carlos Lopez Olm	1:56.089	1:57.756	9	
9	14	Christian García García	44.824	13	Sergio Garcia Sardina	39.293	19	Adrian Martin Abrales	32.891	9	14	Christian García García	1:57.275	1:57.475	8	
10	19	Adrian Martin Abrales	45.403	19	Adrian Martin Abrales	39.393	14	Christian García García	32.893	10	19	Adrian Martin Abrales	1:57.687	1:57.961	10	
11	13	Sergio Garcia Sardina	45.565	14	Christian García García	39.558	11	Collin - Collin	33.111	11	13	Sergio Garcia Sardina	1:58.091	1:58.302	11	
12	11	Collin - Collin	45.750	11	Collin - Collin	40.299	13	Sergio Garcia Sardina	33.233	12	11	Collin - Collin	1:59.160	1:59.678	12	
13	27	Teo Antonio Perez	46.204	27	Teo Antonio Perez	40.931	27	Teo Antonio Perez	33.847	13	27	Teo Antonio Perez	2:00.982	2:01.944	13	
14	10	Enrique Sanchez	47.275	24	José David Bartol Salazar	41.305	38	Martin - Martin	34.419	14	10	Enrique Sanchez	2:03.570	2:03.803	14	
15	24	José David Bartol Salazar	47.700	38	Martin - Martin	41.627	10	Enrique Sanchez	34.539	15	24	José David Bartol Salazar	2:03.714	2:04.217	16	
16	38	Martin - Martin	47.739	10	Enrique Sanchez	41.756	24	José David Bartol Salazar	34.709	16	38	Martin - Martin	2:03.785	2:03.848	15	
17	3	Tello - Serrano	47.967	3	Tello - Serrano	41.997	3	Tello - Serrano	34.779	17	3	Tello - Serrano	2:04.743	2:05.219	17	
18	45	Ureña - Crespillo	48.116	23	Vigara - Escolar	42.927	45	Ureña - Crespillo	34.852	18	45	Ureña - Crespillo	2:06.108	2:07.270	18	
19	23	Vigara - Escolar	49.315	45	Ureña - Crespillo	43.140	23	Vigara - Escolar	35.543	19	23	Vigara - Escolar	2:07.785	2:08.695	19	
20	46	Eugenio Moreno Vicent	49.551	46	Eugenio Moreno Vicent	43.406	46	Eugenio Moreno Vicent	36.127	20	46	Eugenio Moreno Vicent	2:09.084	2:10.213	20	
21	47	Guillermo Velasco Ortega	54.481	47	Guillermo Velasco Ortega	50.152	47	Guillermo Velasco Ortega	39.630	21	47	Guillermo Velasco Ortega	2:24.263	2:24.452	21	
22	31	Oscar Plazio Gómez	Transpon	31	Oscar Plazio Gómez	Transpon	31	Oscar Plazio Gómez	Transpon	22	31	Oscar Plazio Gómez	Transpon	Transpo	22	



Circuito del Jarama

División 1

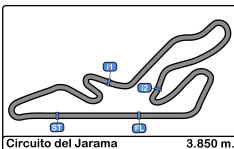
1ª Carrera

Secuencia Lider



<u>Nº</u>	<u>Concursante</u>	<u>Piloto 1</u>	<u>Piloto 2</u>	<u>Vehiculo</u>	<u>Cat</u>	<u>Vta. Inici</u>	<u>Vta. Fin</u>	<u>Vtas.</u>	<u>Total Vtas.</u>
1	IGNACIO LEIRANA CASTILLO	Ignacio Leirana Castillo		CITROEN AX 1.6	2B	1	1	1	1
2	LA RUINA RACING	Alfonso Sangrador Alvarez		HONDA CIVIC 1.6	2A	2	2	1	1
1	IGNACIO LEIRANA CASTILLO	Ignacio Leirana Castillo		CITROEN AX 1.6	2B	3	10	8	9





# Circuito del Jarama

## División 1

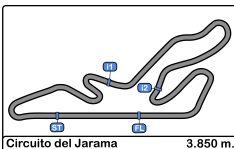
### 1ª Carrera

#### 5 Mejores Tiempos



Cl	Nº	Concursante	Piloto 1	Piloto 2	Vehiculo	Cat	Cl	Mejor 1		Mejor 2		Mejor 3		Mejor 4		Mejor 5			
								Tiempo	Vta.	Tiempo	Vta.	Tiempo	Vta.	Tiempo	Vta.	Tiempo	Vta.		
1	1	IGNACIO LEIRANA CASTILLO	Ignacio Leirana Castillo		CITROEN AX 1.6	2B	1	1:51.499	4	1:52.118	5	1:52.272	3	1:52.521	8	1:53.013	1		
2	2	LA RUINA RACING	Alfonso Sangrador Alvarez		HONDA CIVIC 1.6	2A	1	1:53.440	3	1:53.446	1	1:53.542	2	1:53.705	4	1:53.819	7		
3	12	RASANTE SPORT	Jaime Cela Talavera		CITROEN SAXO 1.6	2B	2	1:53.834	8	1:54.243	7	1:54.654	9	1:55.004	6	1:55.086	5		
4	8	ESCUADERIA GREDOS	Javier Moreno Garcia		PEUGEOT 205 1.6	2B	3	1:53.913	8	1:54.150	7	1:54.926	9	1:55.895	4	1:56.309	6		
5	6	EFICAR TEAM	Cristian Sosa De Ana		HONDA CIVIC 1.6	2A	2	1:54.624	2	1:55.325	9	1:55.364	3	1:55.502	4	1:55.736	5		
6	29	C.D.E. DEYSCOM SPORT	Carlos Plazio Gómez		CITROEN SAXO 1.6	2A	3	1:55.829	8	1:55.887	9	1:56.228	5	1:56.774	6	1:56.796	10		
7	18	C.D.E. ULTIMA VUELTA	Francisco Torres Alcala	Jr	HYUNDAI GETZ 1.5 CRDi	2A	4	1:56.057	8	1:56.357	5	1:56.597	9	1:56.620	7	1:56.665	10		
8	14	CHRISTIAN GARCIA GARCIA	Christian García García	Jr	HYUNDAI ACCENT 1.6	2A	5	1:57.475	2	1:57.523	4	1:58.037	9	1:58.166	6	1:58.198	7		
9	20	EFICAR TEAM	Juan Carlos Lopez Olmo		MERCEDES BENZ 190 2.3	EN	1	1:57.756	3	1:57.869	9	1:57.907	2	1:57.959	10	1:58.658	5		
10	19	C.D.E. ULTIMA VUELTA	Adrian Martin Abralde	Rk	HYUNDAI GETZ 1.5 CRDi	2A	6	1:57.961	3	1:58.162	6	1:58.179	7	1:58.412	5	1:58.648	4		
11	13	CLUB JARAMA SPORT	Sergio Garcia Sardina		HYUNDAI GETZ 1.5 CRDi	2A	7	1:58.302	7	1:58.412	8	1:58.674	5	1:58.807	9	1:58.933	6		
12	11	ESCUADERIA MADRID	<u>Juan Collin Camacho</u>	Alvaro Collin Tallavi	BMW E36 325i	EN	2	1:59.678	4	1:59.737	3	1:59.766	8	1:59.768	9	1:59.969	6		
13	27	EFICAR TEAM	Teo Antonio Perez Palomo		BMW E36 325i	EN	3	2:01.944	10	2:01.961	8	2:02.299	9	2:02.700	6	2:02.812	7		
14	10	RASANTE SPORT	Enrique Sanchez Gonzalez	Rk	MAZDA MX5 CUP	EN	4	2:03.803	6	2:03.939	8	2:04.236	9	2:04.445	10	2:04.586	7		
15	38	RASANTE SPORT	<u>Eduardo Martin Martinez</u>	Rk	Miguel A. Martin Calvo	VOLKSWAGEN GOLF	EN	5	2:03.848	7	2:04.388	8	2:04.559	6	2:04.836	5	2:04.998	9	
16	24	JOSE D. BARTOL SALAZAR	José David Bartol Salazar	Rk		OPEL KADETT 2.0	EN	6	2:04.217	5	2:04.285	8	2:04.657	9	2:05.212	4	2:05.234	7	
17	3	C.D.E. ULTIMA VUELTA	Jorge Tello Villa	Rk	<u>José M. Serrano Gutierrez</u>	Rk	MAZDA MX5	EN	7	2:05.219	5	2:05.514	4	2:05.515	9	2:05.641	8	2:06.312	6
18	45	CLUB AUTOMOVIL SIERO	<u>Miguel A. Ureña Garcia</u>	José Luis Crespillo Calderon	FORD PUMA 1.6	1	1	2:07.270	4	2:07.444	5	2:11.516	2	2:11.546	7	2:12.402	8		
19	23	A.D. CLEMENTE ARROYO	<u>Antonio Vigará Tena</u>	Jesus S. Escolar Alvarez	HYUNDAI ACCENT 1.6	2B	4	2:08.695	4	2:09.521	9	2:10.086	7	2:10.422	8	2:10.465	3		
20	46	CLUB JARAMA SPORT	Eugenio Moreno Vicente	Rk		BMW 325	EN	8	2:10.213	8	2:11.338	4	2:11.441	7	2:12.246	5	2:12.466	2	
21	47	A.E.C.D.	Guillermo Velasco Ortega			DATSUN 120	EN	9	2:24.452	8	2:24.867	7	2:25.009	2	2:25.546	6	2:25.677	3	
22	31	C.D.E. DEYSCOM SPORT	Oscar Plazio Gómez			HONDA CIVIC 1.6	2B	5											





## Circuito del Jarama

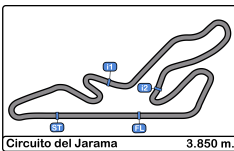
### División 1

### 1ª Carrera

### 5 Mejores Velocidades



Cl	Nº	Concursante	Piloto 1	Piloto 2	Vehiculo	Cat	Cl	V. Max. 1		V. Max. 2		V. Max. 3		V. Max. 4		V. Max. 5		Avg	
								Km/h	Vta.	Km/h	Vta.	Km/h	Vta.	Km/h	Vta.	Km/h	Vta.		
1	12	RASANTE SPORT	Jaime Cela Talavera		CITROEN SAXO 1.6	2B	1	203.3	9	201.8	7	201.1	4	200.7	8	199.6	6	201.3	
2	2	LA RUINA RACING	Alfonso Sangrador Alvarez		HONDA CIVIC 1.6	2A	1	199.2	7	198.8	6	197.8	4	197.0	2	194.2	8	197.4	
3	11	ESCUADERIA MADRID	<b>Juan Collin Camacho</b>	Alvaro Collin Tallavi	BMW E36 325i	EN	1	194.2	6	193.5	9	190.8	4	190.4	7	188.4	5	191.5	
4	1	IGNACIO LEIRANA CASTILLO	Ignacio Leirana Castillo		CITROEN AX 1.6	2B	2	193.8	5	193.5	4	191.8	8	191.1	6	190.4	9	192.1	
5	8	ESCUADERIA GREDOS	Javier Moreno Garcia		PEUGEOT 205 1.6	2B	3	193.8	2	191.8	9	190.4	3	190.4	8	189.8	4	191.2	
6	18	C.D.E. ULTIMA VUELTA	Francisco Torres Alcalá	Jr	HYUNDAI GETZ 1.5 CRDi	2A	2	191.4	10	191.1	8	191.1	9	190.8	5	190.4	4	191.0	
7	20	EFICAR TEAM	Juan Carlos Lopez Olmo		MERCEDES BENZ 190 2.3	EN	2	189.8	10	186.5	3	181.5	5	177.0	2	174.1	9	181.8	
8	6	EFICAR TEAM	Cristian Sosa De Ana		HONDA CIVIC 1.6	2A	3	189.4	2	188.8	10	188.1	4	187.5	3	186.5	5	188.0	
9	29	C.D.E. DEYSCOM SPORT	Carlos Plazio Gómez		CITROEN SAXO 1.6	2A	4	188.8	9	188.4	10	187.1	5	186.8	7	186.5	4	187.5	
10	19	C.D.E. ULTIMA VUELTA	Adrian Martin Abralde	Rk	HYUNDAI GETZ 1.5 CRDi	2A	5	188.1	8	187.8	4	187.1	5	186.5	7	184.3	9	186.7	
11	24	JOSE D. BARTOL SALAZAR	José David Bartol Salazar	Rk	OPEL KADETT 2.0	EN	3	187.5	6	185.8	7	184.3	4	184.3	5	183.9	2	185.1	
12	38	RASANTE SPORT	<b>Eduardo Martín Martínez</b>	Rk	Miguel A. Martin Calvo	VOLKSWAGEN GOLF	EN	4	185.5	9	184.9	8	183.0	4	182.4	7	182.1	5	183.6
13	14	CHRISTIAN GARCIA GARCIA	Christian García García	Jr	HYUNDAI ACCENT 1.6	2A	6	183.0	5	181.5	7	181.2	9	180.3	4	179.4	2	181.0	
14	27	EFICAR TEAM	Teo Antonio Perez Palomo		BMW E36 325i	EN	5	181.5	4	181.2	6	180.6	8	180.0	10	179.1	3	180.4	
15	46	CLUB JARAMA SPORT	Eugenio Moreno Vicente	Rk	BMW 325	EN	6	181.5	9	177.9	2	177.3	8	175.3	3	174.7	4	177.3	
16	13	CLUB JARAMA SPORT	Sergio Garcia Sardina		HYUNDAI GETZ 1.5 CRDi	2A	7	180.6	7	180.3	10	179.7	9	179.4	8	177.0	4	179.4	
17	10	RASANTE SPORT	Enrique Sanchez Gonzalez	Rk	MAZDA MX5 CUP	EN	7	177.9	4	177.9	10	177.3	9	176.4	3	176.1	8	177.1	
18	45	CLUB AUTOMOVIL SIERO	<b>Miguel A. Ureña Garcia</b>	José Luis Crespillo Calderon	FORD PUMA 1.6	1	1	176.7	6	176.4	4	173.6	5	173.0	7	164.8	9	172.9	
19	23	A.D. CLEMENTE ARROYO	<b>Antonio Vigará Tena</b>	Jesus S. Escolar Alvarez	HYUNDAI ACCENT 1.6	2B	4	175.6	3	171.9	8	169.2	9	169.0	4	168.7	5	170.9	
20	3	C.D.E. ULTIMA VUELTA	Jorge Tello Villa	Rk	<b>José M. Serrano Gutierrez</b>	MAZDA MX5	EN	8	171.9	9	170.0	6	168.7	4	168.4	5	168.2	7	169.5
21	47	A.E.C.D.	Guillermo Velasco Ortega		DATSUN 120	EN	9	142.4	7	142.1	8	141.7	2	141.5	4	140.9	3	141.7	
22	31	C.D.E. DEYSCOM SPORT	Oscar Plazio Gómez		HONDA CIVIC 1.6	2B	5	112.3	1									112.3	



Circuito del Jarama

División 1

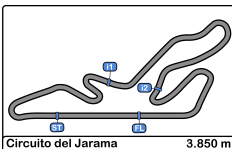
1ª Carrera

Secuencia Vueltas Rápidas



<u>Vta.</u>	<u>Hora Día</u>	<u>Tiempo Sesión</u>	<u>Nº</u>	<u>Concursante</u>	<u>Piloto 1</u>	<u>Piloto 2</u>	<u>Vehículo</u>	<u>Cat</u>	<u>Tiempo</u>	<u>Km/h</u>
3	15:25:30.165	5:39.165	1	IGNACIO LEIRANA	Ignacio Leirana Castillo		CITROEN AX 1.6	2B	<b>1:52.272</b>	123.4
4	15:27:21.664	7:30.664	1	IGNACIO LEIRANA	Ignacio Leirana Castillo		CITROEN AX 1.6	2B	<b>1:51.499</b>	124.3





## Circuito del Jarama

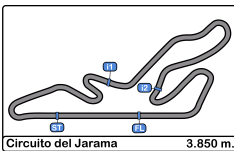
### División 1

### 1ª Carrera

### Mejor Maxima Velocidad del Evento



Nº	Concursante	Piloto 1	Piloto 2	Vehiculo	Cat	Km/h	Sesión
12	RASANTE SPORT	Jaime Cela Talavera		CITROEN SAXO 1.6	2B	<b>203.3</b>	1ª Carrera
2	LA RUINA RACING	Alfonso Sangrador Alvarez		HONDA CIVIC 1.6	2A	<b>200.3</b>	Entrenamiento OPTATIVO - 1
11	ESCUDERIA MADRID	Juan Collin Camacho	Alvaro Collin Tallavi	BMW E36 325i	EN	<b>198.8</b>	Entrenamiento cronometrado
1	IGNACIO LEIRANA CASTILLO	Ignacio Leirana Castillo		CITROEN AX 1.6	2B	<b>194.2</b>	Entrenamiento cronometrado
8	ESCUDERIA GREDOS	Javier Moreno Garcia		PEUGEOT 205 1.6	2B	<b>193.8</b>	1ª Carrera
20	EFICAR TEAM	Juan Carlos Lopez Olmo		MERCEDES BENZ 190 2.3	EN	<b>191.8</b>	Entrenamiento cronometrado
18	C.D.E. ULTIMA VUELTA	Francisco Torres Alcala	Jr	HYUNDAI GETZ 1.5 CRDi	2A	<b>191.4</b>	1ª Carrera
6	EFICAR TEAM	Cristian Sosa De Ana		HONDA CIVIC 1.6	2A	<b>189.4</b>	1ª Carrera
31	C.D.E. DEYSCOM SPORT	Oscar Plazio Gómez		HONDA CIVIC 1.6	2B	<b>189.1</b>	Entrenamiento cronometrado
19	C.D.E. ULTIMA VUELTA	Adrian Martin Abraldes	Rk	HYUNDAI GETZ 1.5 CRDi	2A	<b>188.8</b>	Entrenamiento OPTATIVO - 2
29	C.D.E. DEYSCOM SPORT	Carlos Plazio Gómez		CITROEN SAXO 1.6	2A	<b>188.8</b>	1ª Carrera
9	EFICAR TEAM	Santiago Castilla Salinero		HYUNDAI GETZ 1.5 CRDi	2B	<b>188.4</b>	Entrenamiento cronometrado
24	JOSE D. BARTOL SALAZAR	José David Bartol Salazar	Rk	OPEL KADETT 2.0	EN	<b>187.8</b>	Entrenamiento OPTATIVO - 2
38	RASANTE SPORT	Eduardo Martin Martinez	Rk Miguel A. Martin Calvo	VOLKSWAGEN GOLF	EN	<b>185.5</b>	Entrenamiento cronometrado
46	CLUB JARAMA SPORT	Eugenio Moreno Vicente	Rk	BMW 325	EN	<b>184.6</b>	Entrenamiento OPTATIVO - 2
27	EFICAR TEAM	Teo Antonio Perez Palomo		BMW E36 325i	EN	<b>183.9</b>	Entrenamiento cronometrado
14	CHRISTIAN GARCIA GARCIA	Christian García García	Jr	HYUNDAI ACCENT 1.6	2A	<b>183.0</b>	1ª Carrera
13	CLUB JARAMA SPORT	Sergio Garcia Sardina		HYUNDAI GETZ 1.5 CRDi	2A	<b>180.9</b>	Entrenamiento cronometrado
10	RASANTE SPORT	Enrique Sanchez Gonzalez	Rk	MAZDA MX5 CUP	EN	<b>178.5</b>	Entrenamiento cronometrado
45	CLUB AUTOMOVIL SIERO	Miguel A. Ureña Garcia	José Luis Crespillo Calderon	FORD PUMA 1.6	1	<b>176.7</b>	1ª Carrera
3	C.D.E. ULTIMA VUELTA	Jorge Tello Villa	Rk José M. Serrano Gutierrez	Rk MAZDA MX5	EN	<b>175.6</b>	Entrenamiento OPTATIVO - 2
23	A.D. CLEMENTE ARROYO	Antonio Vigara Tena	Jesus S. Escolar Alvarez	HYUNDAI ACCENT 1.6	2B	<b>175.6</b>	1ª Carrera
7	CHEFO SPORT	Jesús A. Hernandez Jimenez		CITROEN SAXO 1.6	2B	<b>173.9</b>	Entrenamiento OPTATIVO - 2
35	SMC Junior Motorsport	Mauricio Bajo		SEAT 124 SPORT	2B	<b>168.4</b>	Entrenamiento cronometrado
34	SMC Junior Motorsport	Alvaro Bajo		RENAULT 8 GORDINI	2B	<b>158.5</b>	Entrenamiento cronometrado
47	A.E.C.D.	Guillermo Velasco Ortega		DATSUN 120	EN	<b>142.8</b>	Entrenamiento cronometrado



Circuito del Jarama

División 1

1ª Carrera

Cuentavueltas

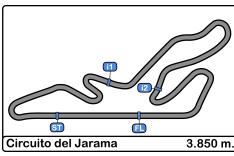


**Vta.**

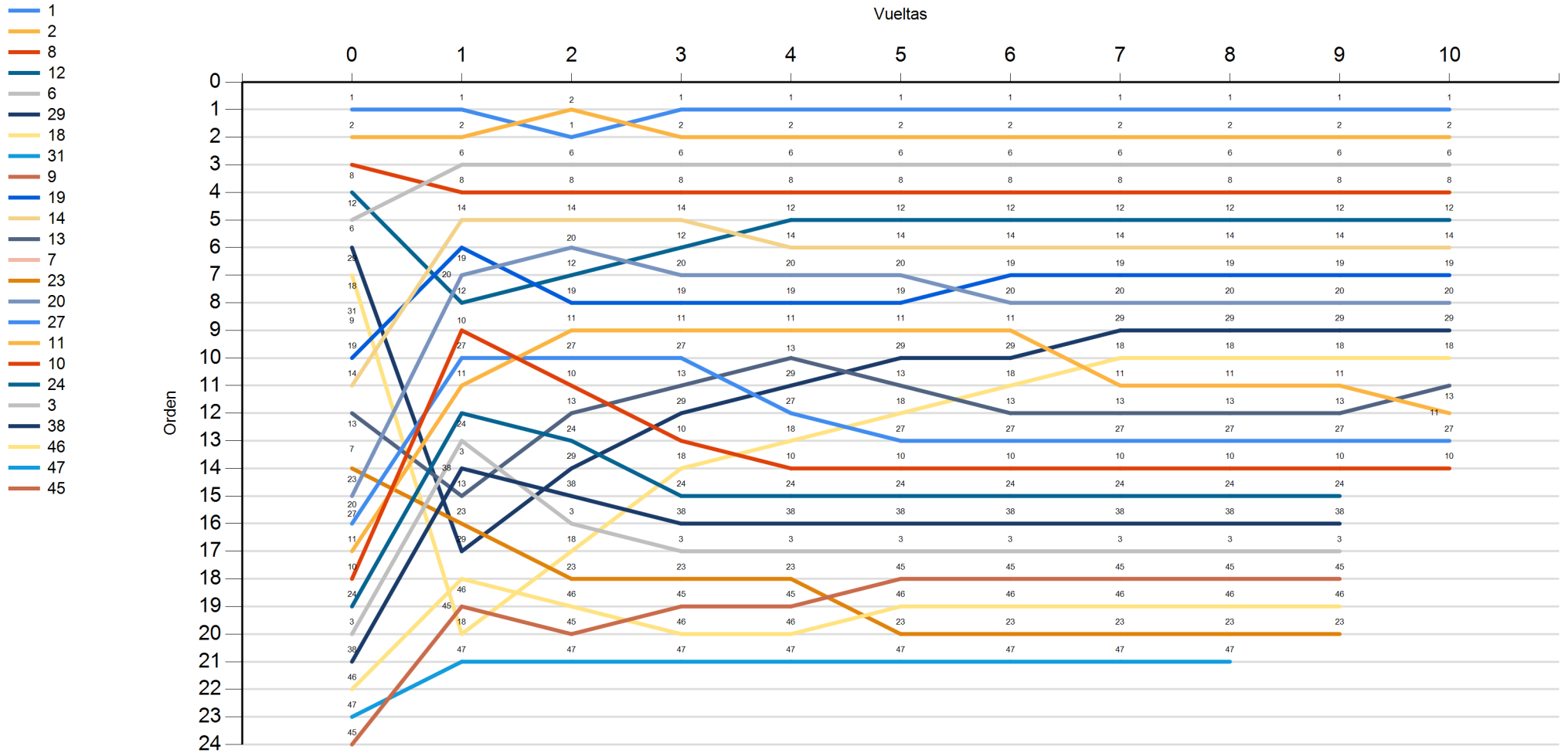
Nr	Po	Grid	1	2	3	4	5	6	7	8	9	10
1	<b>1</b>	1	1	2	1	1	1	1	1	1	1	1
2	<b>2</b>	2	2	1	2	2	2	2	2	2	2	2
8	<b>3</b>	8	6	6	6	6	6	6	6	6	6	6
12	<b>4</b>	12	8	8	8	8	8	8	8	8	8	8
6	<b>5</b>	6	14	14	14	12	12	12	12	12	12	12
29	<b>6</b>	29	19	20	12	14	14	14	14	14	14	14
18	<b>7</b>	18	20	12	20	20	20	19	19	19	19	19
31	<b>8</b>	31	12	19	19	19	19	20	20	20	20	20
9	<b>9</b>	9	10	11	11	11	11	11	29	29	29	29
19	<b>10</b>	19	27	27	27	13	29	29	18	18	18	18
14	<b>11</b>	14	11	10	13	29	13	18	11	11	11	13
13	<b>12</b>	13	24	13	29	27	18	13	13	13	13	11
7	<b>13</b>	7	3	24	10	18	27	27	27	27	27	27
23	<b>14</b>	23	38	29	18	10	10	10	10	10	10	10
20	<b>15</b>	20	13	38	24	24	24	24	24	24	24	
27	<b>16</b>	27	23	3	38	38	38	38	38	38	38	
11	<b>17</b>	11	29	18	3	3	3	3	3	3	3	
10	<b>18</b>	10	46	23	23	23	45	45	45	45	45	
24	<b>19</b>	24	45	46	45	45	46	46	46	46	46	
3	<b>20</b>	3	18	45	46	46	23	23	23	23	23	
38	<b>21</b>	38	47	47	47	47	47	47	47	47	47	
46	<b>22</b>	46										
47	<b>23</b>	47										
45	<b>24</b>	45										

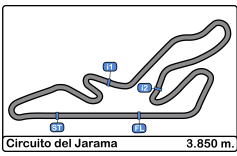






**Circuito del Jarama**  
**División 1**  
**1ª Carrera**  
**Cuentavueltas Gráfico**





Circuito del Jarama

División 1

1ª Carrera

Tiempos Parada en Pit



Nr.	Hora Día En.	Concursante	Nac	Piloto 1	Nac	Piloto 2	Nac	Vehiculo	Cat	Tiempo Entra.	Stop N°	Tiempo Box	Handicap	Penalty
-----	--------------	-------------	-----	----------	-----	----------	-----	----------	-----	---------------	---------	------------	----------	---------

