

Circuito del Jarama
División 1
Entrenamiento cronometrado
Resultados Provisionales

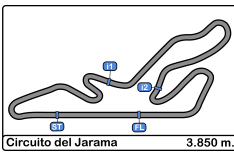


Cls	Nº	Concursante	Piloto 1	Piloto 2	Vehiculo	Cat	Cls	Vtas.	V.R.	Tiempo	Dif 1º	Intervalo	Km/h		
1	1	IGNACIO LEIRANA CASTILLO	Ignacio Leirana Castillo		CITROEN AX 1.6	2B	1	9	7	1:50.378			125.5		
2	2	LA RUINA RACING	Alfonso Sangrador Alvarez		HONDA CIVIC 1.6	2A	1	5	2	1:51.491	1.113	1.113	124.3		
3	8	ESCUADERIA GREDOS	Javier Moreno Garcia		PEUGEOT 205 1.6	2B	2	6	5	1:53.900	3.522	2.409	121.6		
4	12	RASANTE SPORT	Jaime Cela Talavera		CITROEN SAXO 1.6	2B	3	12	12	1:55.114	4.736	1.214	120.4		
5	6	EFICAR TEAM	Cristian Sosa De Ana		HONDA CIVIC 1.6	2A	2	8	7	1:55.765	5.387	0.651	119.7		
6	29	C.D.E. DEYSCOM SPORT	Carlos Plazio Gómez		CITROEN SAXO 1.6	2A	3	9	8	1:55.920	5.542	0.155	119.5		
7	18	C.D.E. ULTIMA VUELTA	Francisco Torres Alcala	Jr	HYUNDAI GETZ 1.5 CRDi	2A	4	14	14	1:56.062	5.684	0.142	119.4		
8	31	C.D.E. DEYSCOM SPORT	Oscar Plazio Gómez		HONDA CIVIC 1.6	2B	4	6	5	1:56.495	6.117	0.433	118.9		
9	20	EFICAR TEAM	Juan Carlos Lopez Olmo		MERCEDES BENZ 190 2.3	EN	1	4	3	1:56.834	6.456	0.339	118.6		
10	9	EFICAR TEAM	Santiago Castilla Salinero		HYUNDAI GETZ 1.5 CRDi	2B	5	7	3	1:56.863	6.485	0.029	118.6		
11	19	C.D.E. ULTIMA VUELTA	Adrian Martin Abrales	Rk	HYUNDAI GETZ 1.5 CRDi	2A	5	13	13	1:57.096	6.718	0.233	118.3		
12	14	CHRISTIAN GARCIA GARCIA	Christian García García	Jr	HYUNDAI ACCENT 1.6	2A	6	7	5	1:57.338	6.960	0.242	118.1		
13	13	CLUB JARAMA SPORT	Sergio Garcia Sardina		HYUNDAI GETZ 1.5 CRDi	2A	7	9	8	1:57.687	7.309	0.349	117.7		
14	27	EFICAR TEAM	Teo Antonio Perez Palomo		BMW E36 325i	EN	2	10	6	1:59.013	8.635	1.326	116.4		
15	11	ESCUADERIA MADRID HISTORICOS	Juan Collin Camacho	Alvaro Collin Tallavi	BMW E36 325i	EN	3	16	3	1:59.341	8.963	0.328	116.1		
16	10	RASANTE SPORT	Enrique Sanchez Gonzalez	Rk	MAZDA MX5 CUP	EN	4	14	13	2:01.727	11.349	2.386	113.8		
17	24	JOSE D. BARTOL SALAZAR	José David Bartol Salazar	Rk	OPEL KADETT 2.0	EN	5	7	6	2:02.176	11.798	0.449	113.4		
18	3	C.D.E. ULTIMA VUELTA	Jorge Tello Villa	Rk	José M. Serrano Gutierrez	Rk	MAZDA MX5	EN	6	13	9	2:02.295	11.917	0.119	113.3
19	38	RASANTE SPORT	Eduardo Martin Martinez	Rk	Miguel A. Martin Calvo	VOLKSWAGEN GOLF	EN	7	11	2:04.393	14.015	2.098	111.4		
20	7	CHEFO SPORT	Jesús A. Hernandez Jimenez		CITROEN SAXO 1.6	2B	6	6	5	2:05.933	15.555	1.540	110.0		
21	35	SMC Junior Motorsport	Mauricio Bajo		SEAT 124 SPORT	2B	7	8	6	2:06.617	16.239	0.684	109.4		
22	23	A.D. CLEMENTE ARROYO	Antonio Vígara Tena	Jesus S. Escolar Alvarez	HYUNDAI ACCENT 1.6	2B	8	14	14	2:06.997	16.619	0.380	109.1		
23	46	CLUB JARAMA SPORT	Eugenio Moreno Vicente	Rk	BMW 325	EN	8	12	9	2:07.347	16.969	0.350	108.8		
24	45	CLUB AUTOMOVIL SIERO	Miguel A. Ureña Garcia	José Luis Crespillo Calderon	FORD PUMA 1.6	1	1	9	6	2:09.380	19.002	2.033	107.1		
25	34	SMC Junior Motorsport	Alvaro Bajo		RENAULT 8 GORDINI	2B	9	7	6	2:09.594	19.216	0.214	106.9		
26	47	A.E.C.D.	Guillermo Velasco Ortega		DATSUN 120	EN	9	7	6	2:26.750	36.372	17.156	94.4		

Publicado a las:.....

Comisarios Deportivos:	Director de Carrera:	Cronometrador:
-------------------------------	-----------------------------	-----------------------





Circuito del Jarama

División 1

Entrenamiento cronometrado

Resultados Provisionales por categoría

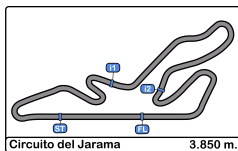


Cls	Nº	Concursante	Piloto 1	Piloto 2	Vehiculo	Cat	Cls	Vtas.	Tiemp	Tiempo	Dif 1º	Intervalo	Km/h
2B													
1	1	IGNACIO LEIRANA CASTILLO	Ignacio Leirana Castillo		CITROEN AX 1.6	2B	1	9	7	1:50.378			125.5
2	8	ESCUADERIA GREDOS	Javier Moreno Garcia		PEUGEOT 205 1.6	2B	2	6	5	1:53.900	3.522	3.522	121.6
3	12	RASANTE SPORT	Jaime Cela Talavera		CITROEN SAXO 1.6	2B	3	12	12	1:55.114	4.736	1.214	120.4
4	31	C.D.E. DEYSCOM SPORT	Oscar Plazio Gómez		HONDA CIVIC 1.6	2B	4	6	5	1:56.495	6.117	1.381	118.9
5	9	EFICAR TEAM	Santiago Castilla Salinero		HYUNDAI GETZ 1.5 CRDi	2B	5	7	3	1:56.863	6.485	0.368	118.6
6	7	CHEFO SPORT	Jesús A. Hernandez Jimenez		CITROEN SAXO 1.6	2B	6	6	5	2:05.933	15.555	9.070	110.0
7	35	SMC Junior Motorsport	Mauricio Bajo		SEAT 124 SPORT	2B	7	8	6	2:06.617	16.239	0.684	109.4
8	23	A.D. CLEMENTE ARROYO	Antonio Vigara Tena	Jesus S. Escolar Alvarez	HYUNDAI ACCENT 1.6	2B	8	14	14	2:06.997	16.619	0.380	109.1
9	34	SMC Junior Motorsport	Alvaro Bajo		RENAULT 8 GORDINI	2B	9	7	6	2:09.594	19.216	2.597	106.9
2A													
1	2	LA RUINA RACING	Alfonso Sangrador Alvarez		HONDA CIVIC 1.6	2A	1	5	2	1:51.491			124.3
2	6	EFICAR TEAM	Cristian Sosa De Ana		HONDA CIVIC 1.6	2A	2	8	7	1:55.765	4.274	4.274	119.7
3	29	C.D.E. DEYSCOM SPORT	Carlos Plazio Gómez		CITROEN SAXO 1.6	2A	3	9	8	1:55.920	4.429	0.155	119.5
4	18	C.D.E. ULTIMA VUELTA	Francisco Torres Alcala	Jr	HYUNDAI GETZ 1.5 CRDi	2A	4	14	14	1:56.062	4.571	0.142	119.4
5	19	C.D.E. ULTIMA VUELTA	Adrian Martin Abraldes	Rk	HYUNDAI GETZ 1.5 CRDi	2A	5	13	13	1:57.096	5.605	1.034	118.3
6	14	CHRISTIAN GARCIA GARCIA	Christian García García	Jr	HYUNDAI ACCENT 1.6	2A	6	7	5	1:57.338	5.847	0.242	118.1
7	13	CLUB JARAMA SPORT	Sergio Garcia Sardina		HYUNDAI GETZ 1.5 CRDi	2A	7	9	8	1:57.687	6.196	0.349	117.7
EN													
1	20	EFICAR TEAM	Juan Carlos Lopez Olmo		MERCEDES BENZ 190 2.3	EN	1	4	3	1:56.834			118.6
2	27	EFICAR TEAM	Teo Antonio Perez Palomo		BMW E36 325i	EN	2	10	6	1:59.013	2.179	2.179	116.4
3	11	ESCUADERIA MADRID HISTORICOS	Juan Collin Camacho	Alvaro Collin Tallavi	BMW E36 325i	EN	3	16	3	1:59.341	2.507	0.328	116.1
4	10	RASANTE SPORT	Enrique Sanchez Gonzalez	Rk	MAZDA MX5 CUP	EN	4	14	13	2:01.727	4.893	2.386	113.8
5	24	JOSE D. BARTOL SALAZAR	José David Bartol Salazar	Rk	OPEL KADETT 2.0	EN	5	7	6	2:02.176	5.342	0.449	113.4
6	3	C.D.E. ULTIMA VUELTA	Jorge Tello Villa	Rk José M. Serrano Gutierrez	MAZDA MX5	EN	6	13	9	2:02.295	5.461	0.119	113.3
7	38	RASANTE SPORT	Eduardo Martin Martinez	Rk Miguel A. Martin Calvo	VOLKSWAGEN GOLF	EN	7	12	11	2:04.393	7.559	2.098	111.4
8	46	CLUB JARAMA SPORT	Eugenio Moreno Vicente	Rk	BMW 325	EN	8	12	9	2:07.347	10.513	2.954	108.8
9	47	A.E.C.D.	Guillermo Velasco Ortega		DATSUN 120	EN	9	7	6	2:26.750	29.916	19.403	94.4
1													
1	45	CLUB AUTOMOVIL SIERO	Miguel A. Ureña Garcia	José Luis Crespillo Calderon	FORD PUMA 1.6	1	1	9	6	2:09.380			107.1

Publicado a las:.....

Comisarios Deportivos:	Director de Carrera:	Cronometrador:
-------------------------------	-----------------------------	-----------------------





Circuito del Jarama
División 1
Entrenamiento cronometrado
Tiempos Por Vuelta



1							7								
1 Ignacio Leirana Castillo							1 Jesús A. Hernandez Jimenez								
CITROEN AX 1.6							CITROEN SAXO 1.6								
2B							2B								
2							2								
IGNACIO LEIRANA CASTILLO							CHEFO SPORT								
Vta	D	Tiempo	Sector 1	Sector 2	Sector 3	V.Max	Elapsed	Vta	D	Tiempo	Sector 1	Sector 2	Sector 3	V.Max	Elapsed
1		11:38:43.146	11:37:10.275	55.886	36.985	55.6	11:38:43.146	1		11:37:35.031	11:36:10.334	47.583	37.114	71.2	11:37:35.031
2		2:04.384	49.848	41.442	33.094	147.3	11:40:47.530	2		2:08.141	49.460	43.238	35.443	166.1	11:39:43.172
3		1:56.829	45.227	39.853	31.749	183.0	11:42:44.359	3		2:07.671	49.280	43.038	35.353	169.2	11:41:50.843
4		1:52.704	43.993	37.694	31.017	171.1	11:44:37.063	4		2:05.968	47.648	42.737	35.583	171.1	11:43:56.811
5		1:52.662	43.537	38.035	31.090	186.2	11:46:29.725	5		2:05.933	47.788	42.545	35.600	171.1	11:46:02.744
6		1:51.299	43.406	37.076	30.817	194.2	11:48:21.024	6		2:48.145 P	48.831	1:00.385	58.929	168.7	11:48:50.889
7		1:50.378	42.872	36.905	30.601	193.5	11:50:11.402	8							
8		1:50.612	42.627	36.757	31.228	193.5	11:52:02.014	1 Javier Moreno Garcia							
9		2:21.136 P	49.118	46.224	45.794	168.4	11:54:23.150	PEUGEOT 205 1.6							
2							2B								
1 Alfonso Sangrador Alvarez							2								
HONDA CIVIC 1.6							ESCUDERIA GREDOS								
2A							2								
LA RUINA RACING															
Vta	D	Tiempo	Sector 1	Sector 2	Sector 3	V.Max	Elapsed	Vta	D	Tiempo	Sector 1	Sector 2	Sector 3	V.Max	Elapsed
1		11:45:09.205	11:43:55.292	41.725	32.188	76.1	11:45:09.205	1		11:38:21.479	11:36:53.334	51.290	36.855	76.4	11:38:21.479
2		1:51.491	42.866	37.415	31.210	196.3	11:47:00.696	2		2:04.438	49.288	41.648	33.502	152.1	11:40:25.917
3		2:03.580	47.767	43.681	32.132	196.7	11:49:04.276	3		1:59.598	46.104	39.805	33.689	187.5	11:42:25.515
4		2:08.586	44.803	47.109	36.674	200.3	11:51:12.862	4		1:58.856	45.158	41.135	32.563	186.8	11:44:24.371
5		2:08.134 P	46.784	40.246	41.104	169.5	11:53:20.996	5		1:53.900	43.845	38.322	31.733	188.8	11:46:18.271
3							6								
1 Jorge Tello Villa							1 Cristian Sosa De Ana								
MAZDA MX5							HONDA CIVIC 1.6								
EN							2A								
2 José M. Serrano Gutierrez							2								
C.D.E. ULTIMA VUELTA							EFICAR TEAM								
Vta	D	Tiempo	Sector 1	Sector 2	Sector 3	V.Max	Elapsed	Vta	D	Tiempo	Sector 1	Sector 2	Sector 3	V.Max	Elapsed
1		11:39:02.108	11:37:37.098	48.908	36.102	80.7	11:39:02.108	1		11:38:01.568	11:36:42.433	45.107	34.028	74.8	11:38:01.568
2		2:07.262	49.013	42.984	35.265	166.4	11:41:09.370	2		1:58.790	46.220	40.150	32.420	167.4	11:40:00.358
3		2:10.018	48.817	45.087	36.114	169.8	11:43:19.388	3		1:56.863	44.534	39.082	33.247	188.4	11:41:57.221
4		2:07.109	49.022	42.981	35.106	163.3	11:45:26.497	4		2:17.717 P	49.274	43.813	44.630	149.5	11:44:14.938
5		2:22.566 P	48.359	45.118	49.089	165.1	11:47:49.063	5		4:41.943	3:29.147	40.218	32.578	91.1	11:48:56.881
6		3:54.810	2:37.734	42.333	34.743	79.5	11:51:43.873	6		1:58.659	44.768	41.319	32.572	186.8	11:50:55.540
7		2:04.396	47.592	41.785	35.019	171.4	11:53:48.269	7		3:24.306 P	44.234	1:45.685	54.387	185.5	11:54:19.846
8		2:03.107	47.354	41.361	34.392	170.6	11:55:51.376	8			14:59.490	43.405		87.1	
9		2:02.295	47.048	41.121	34.126	171.1	11:57:53.671	10							
10		2:02.992	47.084	41.411	34.497	175.6	11:59:56.663	1 Enrique Sanchez Gonzalez							
11		2:02.318	47.109	41.127	34.082	172.2	12:01:58.981	MAZDA MX5 CUP							
12		2:02.930	48.085	40.880	33.965	173.0	12:04:01.911	EN							
13		2:10.997 P	46.664	40.817	43.516	171.4	12:06:12.908	2							
6							RASANTE SPORT								
Vta	D	Tiempo	Sector 1	Sector 2	Sector 3	V.Max	Elapsed	Vta	D	Tiempo	Sector 1	Sector 2	Sector 3	V.Max	Elapsed
1		11:38:22.398	11:36:51.236	50.790	40.372	79.6	11:38:22.398	1		11:37:32.435	11:36:08.510	46.861	37.064	54.7	11:37:32.435
2		2:17.833	55.869	46.647	35.317	118.8	11:40:40.231	2		2:05.764	49.233	42.064	34.467	151.6	11:39:38.199
3		2:06.331	50.342	42.586	33.403	169.8	11:42:46.562	3		2:04.476	47.814	41.740	34.922	176.1	11:41:42.675
4		2:08.675 P	45.972	40.482	42.221	173.9	11:44:55.237	4		2:03.254	47.517	41.521	34.216	167.7	11:43:45.929
5		11:35.309	10:21.992	39.857	33.460	91.0	11:56:30.546	5		2:03.421	47.161	42.133	34.127	176.1	11:45:49.350
6		1:55.811	45.085	38.475	32.251	180.9	11:58:26.357	6		2:02.900	47.006	41.393	34.501	177.3	11:47:52.250
7		1:55.765	44.632	38.571	32.562	183.9	12:00:22.122	7		2:25.666 P	49.272	49.418	46.976	171.9	11:50:17.916
8		2:14.292 P	46.692	44.548	43.052	184.9	12:02:36.414	8		5:32.432	4:16.530	41.718	34.184	84.1	11:55:50.348
								9		2:02.573	46.865	41.524	34.184	176.7	11:57:52.921
								10		2:02.832	47.169	41.377	34.286	176.4	11:59:55.753
								11		2:02.809	47.275	41.278	34.256	175.6	12:01:58.562
								12		2:04.882	49.780	41.136	33.966	177.9	12:04:03.444
								13		2:01.727	46.620	40.995	34.112	177.0	12:06:05.171
								14		2:02.332	46.682	41.305	34.345	178.5	12:08:07.503
								15			55.397	53.626		152.1	



Circuito del Jarama
División 1
Entrenamiento cronometrado
Tiempos Por Vuelta



11							
1 Juan Collin Camacho			BMW E36 325i				
2 Alvaro Collin Tallavi			ESCUDERIA MADRID HISTORICOS				
Vta	D	Tiempo	Sector 1	Sector 2	Sector 3	V.Max	Elapsed
1		11:37:16.210	11:36:02.705	40.103	33.402	54.4	11:37:16.210
2		1:59.551	45.747	39.596	34.208	192.5	11:39:15.761
3		1:59.341	46.476	39.486	33.379	185.8	11:41:15.102
4		1:59.404	45.494	40.839	33.071	198.8	11:43:14.506
5		2:11.215 P	45.579	44.278	41.358	197.4	11:45:25.721
6		5:51.906	4:34.959	42.841	34.106	74.8	11:51:17.627
7		2:00.632	46.318	41.106	33.208	180.9	11:53:18.259
8		1:59.954	45.963	40.918	33.073	188.8	11:55:18.213
9		2:01.910	47.970	40.683	33.257	182.4	11:57:20.123
10		1:59.970	46.223	40.579	33.168	180.6	11:59:20.093
11		1:59.902	46.036	40.412	33.454	176.4	12:01:19.995
12		2:02.586	47.425	41.613	33.548	166.6	12:03:22.581
13		1:59.858	46.309	40.379	33.170	181.8	12:05:22.439
14		2:01.395	46.853	41.132	33.410	181.8	12:07:23.834
15		2:00.231	46.127	40.214	33.890	177.9	12:09:24.065
16		2:00.096	46.212	40.325	33.559	178.2	12:11:24.161
17			46.940	44.679		168.4	

12							
1 Jaime Cela Talavera			CITROEN SAXO 1.6				
2B 2			RASANTE SPORT				
Vta	D	Tiempo	Sector 1	Sector 2	Sector 3	V.Max	Elapsed
1		11:38:46.272	11:37:12.558	54.859	38.855	67.1	11:38:46.272
2		2:16.269	49.101	43.852	43.316	163.3	11:41:02.541
3		2:40.447 P	1:00.782	55.106	44.559	111.2	11:43:42.988
4		7:37.494 P	6:06.812	47.579	43.103	101.7	11:51:20.482
5		5:22.311	4:07.815	40.449	34.047	101.4	11:56:42.793
6		1:57.966	44.847	39.965	33.154	190.4	11:58:40.759
7		1:56.840	44.380	39.674	32.786	197.8	12:00:37.599
8		1:56.061	44.661	38.920	32.480	185.8	12:02:33.660
9		1:55.696	44.007	38.497	33.192	197.4	12:04:29.356
10		1:55.960	43.779	38.691	33.490	197.8	12:06:25.316
11		1:55.571	44.263	39.044	32.264	189.1	12:08:20.887
12		1:55.114	44.102	38.986	32.026	197.0	12:10:16.001
13			56.514	1:00.115		137.0	

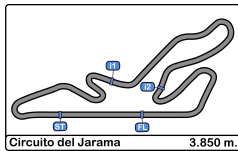
13							
1 Sergio Garcia Sardina			HYUNDAI GETZ 1.5 CRDi				
2A 2			CLUB JARAMA SPORT				
Vta	D	Tiempo	Sector 1	Sector 2	Sector 3	V.Max	Elapsed
1		11:37:55.966	11:36:24.978	52.556	38.432	77.0	11:37:55.966
2		2:30.649	55.488	52.571	42.590	147.1	11:40:26.615
3		2:21.027	56.829	50.676	33.522	110.8	11:42:47.642
4		1:58.959	45.931	40.080	32.948	172.5	11:44:46.601
5		2:19.372 P	45.668	45.932	47.772	172.2	11:47:05.973
6		3:35.588	2:17.487	44.017	34.084	74.2	11:50:41.561
7		2:07.866	51.779	42.643	33.444	180.9	11:52:49.427
8		1:57.687	45.539	39.258	32.890	179.1	11:54:47.114
9		2:36.086 P	53.118	53.110	49.858	144.7	11:57:23.200

14							
1 Christian García García			HYUNDAI ACCENT 1.6				
2A 2			CHRISTIAN GARCIA GARCIA				
Vta	D	Tiempo	Sector 1	Sector 2	Sector 3	V.Max	Elapsed
1		11:39:23.800	11:38:08.380	41.547	33.873	82.1	11:39:23.800
2		1:59.554	45.381	40.950	33.223	174.4	11:41:23.354
3		1:58.405	45.347	40.029	33.029	175.8	11:43:21.759
4		1:58.159	45.268	40.057	32.834	180.6	11:45:19.918
5		1:57.338	44.858	39.589	32.891	179.1	11:47:17.256
6		1:58.024	45.143	39.890	32.991	180.6	11:49:15.280
7		2:10.847 P	45.697	40.392	44.758	172.8	11:51:26.127

18							
1 Francisco Torres Alcalá			HYUNDAI GETZ 1.5 CRDi				
2A 2			C.D.E. ULTIMA VUELTA				
Vta	D	Tiempo	Sector 1	Sector 2	Sector 3	V.Max	Elapsed
1		11:38:20.643	11:36:54.071	48.850	37.722	73.8	11:38:20.643
2		2:00.275	46.507	41.166	32.602	156.5	11:40:20.918
3		1:57.913	44.679	39.837	33.397	188.1	11:42:18.831
4		2:06.648 P	45.258	40.425	40.965	186.2	11:44:25.479
5		3:03.763	1:50.951	40.134	32.678	95.9	11:47:29.242
6		1:56.704	44.676	39.473	32.555	188.8	11:49:25.946
7		1:57.112	44.740	39.952	32.420	190.1	11:51:23.058
8		1:57.644	44.741	40.179	32.724	190.4	11:53:20.702
9		1:58.354	45.741	39.564	33.049	170.0	11:55:19.056
10		2:13.360 P	46.127	39.114	48.119	189.4	11:57:32.416
11		8:23.107	7:09.508	40.539	33.060	93.0	12:05:55.523
12		1:56.138	44.919	38.963	32.256	183.3	12:07:51.661
13		1:56.120	44.632	39.130	32.358	186.5	12:09:47.781
14		1:56.062	44.574	39.066	32.422	187.1	12:11:43.843
15			47.247	47.703		182.1	

19							
1 Adrian Martin Abalades			HYUNDAI GETZ 1.5 CRDi				
2A 2			C.D.E. ULTIMA VUELTA				
Vta	D	Tiempo	Sector 1	Sector 2	Sector 3	V.Max	Elapsed
1		11:38:16.796	11:36:41.723	53.659	41.414	62.5	11:38:16.796
2		2:13.053	51.967	45.206	35.880	154.9	11:40:29.849
3		2:06.226	47.595	44.261	34.370	167.1	11:42:36.075
4		1:59.255	45.783	40.046	33.426	186.5	11:44:35.330
5		2:00.711	46.755	40.326	33.630	186.8	11:46:36.041
6		1:59.173	45.731	39.917	33.525	183.9	11:48:35.214
7		1:58.119	45.462	39.590	33.067	184.3	11:50:33.333
8		2:16.050 P	47.984	44.982	43.084	163.8	11:52:49.383
9		4:25.206	3:00.047	50.962	34.197	82.8	11:57:14.589
10		1:57.918	45.324	39.394	33.200	186.2	11:59:12.507
11		1:57.718	45.294	39.447	32.977	186.2	12:01:10.225
12		1:57.395	45.209	39.453	32.733	186.5	12:03:07.620
13		1:57.096	45.050	39.314	32.732	186.5	12:05:04.716
14			53.770	54.512		152.3	

20							
1 Juan Carlos Lopez Olmo			MERCEDES BENZ 190 2.3				
EN 2			EFICAR TEAM				
Vta	D	Tiempo	Sector 1	Sector 2	Sector 3	V.Max	Elapsed
1		11:37:06.458	11:35:52.875	40.191	33.392	80.0	11:37:06.458
2		1:57.851	45.772	39.300	32.779	190.1	11:39:04.309
3		1:56.834	44.803	39.241	32.790	183.6	11:41:01.143
4		2:20.616 P	48.687	45.449	46.480	191.8	11:43:21.759



Circuito del Jarama
División 1
Entrenamiento cronometrado
Tiempos Por Vuelta



23	1 Antonio Vígara Tena HYUNDAI ACCENT 1.6	31	1 Oscar Plazio Gómez HONDA CIVIC 1.6
2B	2 Jesus S. Escolar Alvarez A.D. CLEMENTE ARROYO	2B	2 C.D.E. DEYSCOM SPORT

Vta	D	Tiempo	Sector 1	Sector 2	Sector 3	V.Max	Elapsed
1		11:38:17.387	11:36:38.881	54.723	43.783	76.0	11:38:17.387
2		2:21.861	58.933	45.650	37.278	133.0	11:40:39.248
3		2:13.434	51.357	45.740	36.337	164.3	11:42:52.682
4		2:08.325	49.444	43.315	35.566	169.8	11:45:01.007
5		2:07.657	49.195	43.062	35.400	171.1	11:47:08.664
6		2:10.602	50.246	44.466	35.890	170.6	11:49:19.266
7		2:07.632	49.019	43.038	35.575	171.7	11:51:26.898
8		2:09.759	48.601	45.063	36.095	173.0	11:53:36.657
9		2:07.444	48.788	42.975	35.681	172.2	11:55:44.101
10		2:08.323	48.988	43.098	36.237	171.4	11:57:52.424
11		2:19.243 P	49.866	42.776	46.601	164.8	12:00:11.667
12		4:10.900	2:51.693	43.600	35.607	91.5	12:04:22.567
13		2:07.298	48.967	43.123	35.208	171.4	12:06:29.865
14		2:06.997	48.945	42.834	35.218	171.9	12:08:36.862
15			48.947	42.715		171.1	

Vta	D	Tiempo	Sector 1	Sector 2	Sector 3	V.Max	Elapsed
1		11:37:40.008	11:36:09.689	51.237	39.082	56.7	11:37:40.008
2		2:14.733	55.374	44.711	34.648	128.2	11:39:54.741
3		1:59.724	46.336	40.133	33.255	171.1	11:41:54.465
4		2:00.378	46.932	40.289	33.157	185.8	11:43:54.843
5		1:56.495	45.290	39.000	32.205	189.1	11:45:51.338
6		2:44.651 P	48.822	1:01.514	54.315	181.2	11:48:35.989

24 1 José David Bartol Salazar OPEL KADETT 2.0
 EN 2 JOSE D. BARTOL SALAZAR

Vta	D	Tiempo	Sector 1	Sector 2	Sector 3	V.Max	Elapsed
1		11:38:16.718	11:36:54.998	43.936	37.784	67.0	11:38:16.718
2		2:07.405	49.842	42.459	35.104	162.6	11:40:24.123
3		2:03.776	48.069	41.515	34.192	179.4	11:42:27.899
4		2:03.822	48.232	41.378	34.212	163.8	11:44:31.721
5		2:03.887	47.542	41.855	34.490	174.4	11:46:35.608
6		2:02.176	47.273	40.735	34.168	179.1	11:48:37.784
7		2:29.230 P	54.115	47.979	47.136	136.1	11:51:07.014

34 1 Alvaro Bajo RENAULT 8 GORDINI
 2B 2 SMC Junior Motorsport

Vta	D	Tiempo	Sector 1	Sector 2	Sector 3	V.Max	Elapsed
1		11:38:50.877	11:37:25.108	47.657	38.112	58.5	11:38:50.877
2		2:14.852	52.035	45.733	37.084	147.9	11:41:05.729
3		2:23.465 P	51.260	48.455	43.750	153.8	11:43:29.194
4		7:40.592	6:18.018	45.151	37.423	75.0	11:51:09.786
5		2:10.757	49.934	44.398	36.425	155.3	11:53:20.543
6		2:09.594	49.553	43.895	36.146	158.5	11:55:30.137
7		2:16.269 P	49.656	44.040	42.573	158.3	11:57:46.406

27 1 Teo Antonio Perez Palomo BMW E36 325i
 EN 2 EFICAR TEAM

Vta	D	Tiempo	Sector 1	Sector 2	Sector 3	V.Max	Elapsed
1		11:37:18.156	11:36:04.008	40.408	33.740	68.3	11:37:18.156
2		2:00.388	46.149	40.728	33.511	174.1	11:39:18.544
3		1:59.380	45.897	40.002	33.481	169.0	11:41:17.924
4		2:00.195	45.945	40.578	33.672	181.8	11:43:18.119
5		1:59.060	45.451	40.306	33.303	183.9	11:45:17.179
6		1:59.013	45.632	39.936	33.445	179.7	11:47:16.192
7		2:14.447 P	48.393	42.438	43.616	170.8	11:49:30.639
8		4:12.567	2:56.790	41.212	34.565	91.0	11:53:43.206
9		2:08.627	47.329	42.245	39.053	169.5	11:55:51.833
10		2:21.670 P	49.061	40.475	52.134	158.3	11:58:13.503

35 1 Mauricio Bajo SEAT 124 SPORT
 2B 2 SMC Junior Motorsport

Vta	D	Tiempo	Sector 1	Sector 2	Sector 3	V.Max	Elapsed
1		11:39:16.479	11:37:46.902	51.290	38.287	61.0	11:39:16.479
2		2:12.836	52.099	44.497	36.240	142.8	11:41:29.315
3		2:08.324	49.563	43.435	35.326	163.8	11:43:37.639
4		2:07.499	48.876	43.257	35.366	164.8	11:45:45.138
5		2:08.213	48.700	43.223	36.290	168.4	11:47:53.351
6		2:06.617	48.240	42.691	35.686	166.9	11:49:59.968
7		2:07.521	49.109	43.106	35.306	161.6	11:52:07.489
8		2:27.882 P	51.355	48.246	48.281	146.5	11:54:35.371

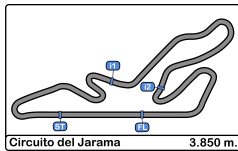
29 1 Carlos Plazio Gómez CITROEN SAXO 1.6
 2A 2 C.D.E. DEYSCOM SPORT

Vta	D	Tiempo	Sector 1	Sector 2	Sector 3	V.Max	Elapsed
1		11:38:23.122	11:36:59.156	48.164	35.802	55.9	11:38:23.122
2		2:05.338	51.446	40.320	33.572	141.7	11:40:28.460
3		1:57.546	45.006	39.475	33.065	186.5	11:42:26.006
4		2:15.098	54.256	47.907	32.935	134.6	11:44:41.104
5		2:13.695	45.392	50.621	37.682	184.6	11:46:54.799
6		2:13.223	50.483	49.133	33.607	142.1	11:49:08.022
7		1:57.569	44.640	40.088	32.841	185.8	11:51:05.591
8		1:55.920	44.592	38.816	32.512	186.2	11:53:01.511
9		2:32.574 P	54.596	47.921	50.057	131.0	11:55:34.085

38 1 Eduardo Martin Martinez VOLKSWAGEN GOLF
 EN 2 Miguel A. Martin Calvo RASANTE SPORT

Vta	D	Tiempo	Sector 1	Sector 2	Sector 3	V.Max	Elapsed
1		11:38:03.018	11:36:34.836	49.037	39.145	68.2	11:38:03.018
2		2:13.340	52.097	46.270	34.973	133.1	11:40:16.358
3		2:08.989	47.627	42.236	39.126	182.1	11:42:25.347
4		2:05.152	48.098	42.019	35.035	162.8	11:44:30.499
5		2:06.826	48.422	42.889	35.515	175.3	11:46:37.325
6		2:28.852 P	50.422	47.152	51.278	171.7	11:49:06.177
7		4:21.099	2:59.998	45.283	35.818	71.3	11:53:27.276
8		2:04.816	47.643	41.943	35.230	185.5	11:55:32.092
9		2:13.494	48.997	43.832	40.665	177.3	11:57:45.586
10		2:04.921	48.316	41.704	34.901	175.6	11:59:50.507
11		2:04.393	47.889	41.773	34.731	183.6	12:01:54.900
12		2:53.718 P	56.167	58.895	58.656	172.5	12:04:48.618





Circuito del Jarama
División 1
Entrenamiento cronometrado
Tiempos Por Vuelta



45

1 Miguel A. Ureña Garcia FORD PUMA 1.6

1 2 José Luis Crespillo CLUB AUTOMOVIL SIERO
Calderon

Vta	D	Tiempo	Sector 1	Sector 2	Sector 3	V.Max	Elapsed
1		11:37:45.181	11:36:15.339	51.459	38.383	68.1	11:37:45.181
2		2:14.504	52.448	45.825	36.231	150.4	11:39:59.685
3		2:13.434	51.322	45.299	36.813	162.4	11:42:13.119
4		2:28.710 P	53.041	45.818	49.851	150.2	11:44:41.829
5		4:26.094	3:03.845	44.840	37.409	73.7	11:49:07.923
6		2:09.380	49.393	43.557	36.430	161.6	11:51:17.303
7		2:14.446	50.334	46.745	37.367	146.5	11:53:31.749
8		2:09.674	49.761	43.831	36.082	153.4	11:55:41.423
9		2:24.554 P	48.895	44.164	51.495	171.7	11:58:05.977

46

1 Eugenio Moreno Vicente BMW 325

EN 2 CLUB JARAMA SPORT

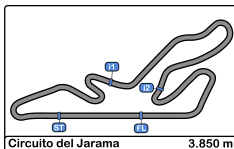
Vta	D	Tiempo	Sector 1	Sector 2	Sector 3	V.Max	Elapsed
1		11:37:58.867	11:36:29.204	50.281	39.382	79.1	11:37:58.867
2		2:13.385	50.786	45.358	37.241	151.0	11:40:12.252
3		2:12.807	50.057	44.816	37.934	165.3	11:42:25.059
4		2:11.971	52.022	42.734	37.215	147.7	11:44:37.030
5		2:09.190	48.881	44.567	35.742	166.6	11:46:46.220
6		2:10.196	49.410	43.816	36.970	166.1	11:48:56.416
7		2:09.328	48.738	43.576	37.014	160.2	11:51:05.744
8		2:12.685	50.580	45.517	36.588	150.2	11:53:18.429
9		2:07.347	49.027	42.461	35.859	173.9	11:55:25.776
10		2:11.574	49.690	44.594	37.290	180.3	11:57:37.350
11		2:08.718	49.577	43.189	35.952	163.8	11:59:46.068
12		2:47.410 P	1:02.080	49.654	55.676	160.0	12:02:33.478

47

1 Guillermo Velasco Ortega DATSUN 120

EN 2 A.E.C.D.

Vta	D	Tiempo	Sector 1	Sector 2	Sector 3	V.Max	Elapsed
1		11:39:37.242	11:37:57.620	54.720	44.902	52.7	11:39:37.242
2		2:30.071	56.935	51.993	41.143	137.9	11:42:07.313
3		2:28.363	55.452	51.882	41.029	138.8	11:44:35.676
4		2:28.094	55.007	51.791	41.296	142.8	11:47:03.770
5		2:33.310	55.457	53.159	44.694	139.7	11:49:37.080
6		2:26.750	55.686	50.636	40.428	135.1	11:52:03.830
7		2:48.727 P	57.054	54.299	57.374	120.2	11:54:52.557

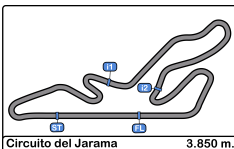


Circuito del Jarama
División 1
Entrenamiento cronometrado
Mejores Sectores



Sector - 1				Sector - 2				Sector - 3				Vuelta Ideal vs Mejor Vuelta				
Clas	Nº	Piloto	Tiempo	Nº	Piloto	Tiempo	Nº	Piloto	Tiempo	Clas	Nº	Piloto	Vta. Ideal	Mejor V.	Clas	
1	1	Ignacio Leirana Castillo	42.627	1	Ignacio Leirana Castillo	36.757	1	Ignacio Leirana Castillo	30.601	1	1	Ignacio Leirana Castillo	1:49.985	1:50.378	1	
2	2	Alfonso Sangrador Alvarez	42.866	2	Alfonso Sangrador Alvarez	37.415	2	Alfonso Sangrador Alvarez	31.210	2	2	Alfonso Sangrador Alvarez	1:51.491	1:51.491	2	
3	8	Javier Moreno Garcia	43.312	8	Javier Moreno Garcia	38.322	8	Javier Moreno Garcia	31.733	3	8	Javier Moreno Garcia	1:53.367	1:53.900	3	
4	12	Jaime Cela Talavera	43.779	6	Cristian Sosa De Ana	38.475	12	Jaime Cela Talavera	32.026	4	12	Jaime Cela Talavera	1:54.302	1:55.114	4	
5	9	Santiago Castilla Salinero	44.234	12	Jaime Cela Talavera	38.497	31	Oscar Plazio Gómez	32.205	5	6	Cristian Sosa De Ana	1:55.358	1:55.765	5	
6	18	Francisco Torres Alcalá	44.574	29	Carlos Plazio Gómez	38.816	6	Cristian Sosa De Ana	32.251	6	9	Santiago Castilla Salinero	1:55.736	1:56.863	10	
7	29	Carlos Plazio Gómez	44.592	18	Francisco Torres Alcalá	38.963	18	Francisco Torres Alcalá	32.256	7	18	Francisco Torres Alcalá	1:55.793	1:56.062	7	
8	6	Cristian Sosa De Ana	44.632	31	Oscar Plazio Gómez	39.000	9	Santiago Castilla Salinero	32.420	8	29	Carlos Plazio Gómez	1:55.920	1:55.920	6	
9	20	Juan Carlos Lopez Olm	44.803	9	Santiago Castilla Salinero	39.082	29	Carlos Plazio Gómez	32.512	9	31	Oscar Plazio Gómez	1:56.495	1:56.495	8	
10	14	Christian García García	44.858	20	Juan Carlos Lopez Olm	39.241	19	Adrian Martin Abrales	32.732	10	20	Juan Carlos Lopez Olm	1:56.823	1:56.834	9	
11	19	Adrian Martin Abrales	45.050	13	Sergio Garcia Sardina	39.258	20	Juan Carlos Lopez Olm	32.779	11	19	Adrian Martin Abrales	1:57.096	1:57.096	11	
12	31	Oscar Plazio Gómez	45.290	19	Adrian Martin Abrales	39.314	14	Christian García García	32.834	12	14	Christian García García	1:57.281	1:57.338	12	
13	27	Teo Antonio Perez	45.451	11	Collin - Collin	39.486	13	Sergio Garcia Sardina	32.890	13	13	Sergio Garcia Sardina	1:57.687	1:57.687	13	
14	11	Collin - Collin	45.494	14	Christian García García	39.589	11	Collin - Collin	33.071	14	11	Collin - Collin	1:58.051	1:59.341	15	
15	13	Sergio Garcia Sardina	45.539	27	Teo Antonio Perez	39.936	27	Teo Antonio Perez	33.303	15	27	Teo Antonio Perez	1:58.690	1:59.013	14	
16	10	Enrique Sanchez	46.620	24	José David Bartol Salazar	40.735	3	Tello - Serrano	33.965	16	3	Tello - Serrano	2:01.446	2:02.295	18	
17	3	Tello - Serrano	46.664	3	Tello - Serrano	40.817	10	Enrique Sanchez	33.966	17	10	Enrique Sanchez	2:01.581	2:01.727	16	
18	24	José David Bartol Salazar	47.273	10	Enrique Sanchez	40.995	24	José David Bartol Salazar	34.168	18	24	José David Bartol Salazar	2:02.176	2:02.176	17	
19	38	Martin - Martin	47.627	38	Martin - Martin	41.704	38	Martin - Martin	34.731	19	38	Martin - Martin	2:04.062	2:04.393	19	
20	7	Jesús A. Hernandez Jimenez	47.648	46	Eugenio Moreno Vicent	42.461	23	Vigara - Escolar	35.208	20	7	Jesús A. Hernandez Jimenez	2:05.546	2:05.933	20	
21	35	Mauricio Bajo	48.240	7	Jesús A. Hernandez Jimenez	42.545	35	Mauricio Bajo	35.306	21	35	Mauricio Bajo	2:06.237	2:06.617	21	
22	23	Vigara - Escolar	48.601	35	Mauricio Bajo	42.691	7	Jesús A. Hernandez Jimenez	35.353	22	23	Vigara - Escolar	2:06.524	2:06.997	22	
23	46	Eugenio Moreno Vicent	48.738	23	Vigara - Escolar	42.715	46	Eugenio Moreno Vicent	35.742	23	46	Eugenio Moreno Vicent	2:06.941	2:07.347	23	
24	45	Ureña - Crespillo	48.895	45	Ureña - Crespillo	43.557	45	Ureña - Crespillo	36.082	24	45	Ureña - Crespillo	2:08.534	2:09.380	24	
25	34	Alvaro Bajo	49.553	34	Alvaro Bajo	43.895	34	Alvaro Bajo	36.146	25	34	Alvaro Bajo	2:09.594	2:09.594	25	
26	47	Guillermo Velasco Ortega	55.007	47	Guillermo Velasco Ortega	50.636	47	Guillermo Velasco Ortega	40.428	26	47	Guillermo Velasco Ortega	2:26.071	2:26.750	26	





Circuito del Jarama
División 1
Entrenamiento cronometrado
5 Mejores Tiempos



Cl	Nº	Concursante	Piloto 1	Piloto 2	Vehiculo	Cat	Cl	Mejor 1		Mejor 2		Mejor 3		Mejor 4		Mejor 5	
								Tiempo	Vta.	Tiempo	Vta.	Tiempo	Vta.	Tiempo	Vta.	Tiempo	Vta.
1	1	IGNACIO LEIRANA CASTILLO	Ignacio Leirana Castillo		CITROEN AX 1.6	2B	1	1:50.378	7	1:50.612	8	1:51.299	6	1:52.662	5	1:52.704	4
2	2	LA RUINA RACING	Alfonso Sangrador Alvarez		HONDA CIVIC 1.6	2A	1	1:51.491	2	2:03.580	3	2:08.134	5	2:08.586	4		
3	8	ESCUADERIA GREDOS	Javier Moreno Garcia		PEUGEOT 205 1.6	2B	2	1:53.900	5	1:58.856	4	1:59.598	3	2:04.438	2	2:10.506	6
4	12	RASANTE SPORT	Jaime Cela Talavera		CITROEN SAXO 1.6	2B	3	1:55.114	12	1:55.571	11	1:55.696	9	1:55.960	10	1:56.061	8
5	6	EFICAR TEAM	Cristian Sosa De Ana		HONDA CIVIC 1.6	2A	2	1:55.765	7	1:55.811	6	2:06.331	3	2:08.675	4	2:14.292	8
6	29	C.D.E. DEYSCOM SPORT	Carlos Plazio Gómez		CITROEN SAXO 1.6	2A	3	1:55.920	8	1:57.546	3	1:57.569	7	2:05.338	2	2:13.223	6
7	18	C.D.E. ULTIMA VUELTA	Francisco Torres Alcalá	Jr	HYUNDAI GETZ 1.5 CRDi	2A	4	1:56.062	14	1:56.120	13	1:56.138	12	1:56.704	6	1:57.112	7
8	31	C.D.E. DEYSCOM SPORT	Oscar Plazio Gómez		HONDA CIVIC 1.6	2B	4	1:56.495	5	1:59.724	3	2:00.378	4	2:14.733	2	2:44.651	6
9	20	EFICAR TEAM	Juan Carlos Lopez Olmo		MERCEDES BENZ 190 2.3	EN	1	1:56.834	3	1:57.851	2	2:20.616	4				
10	9	EFICAR TEAM	Santiago Castilla Salinero		HYUNDAI GETZ 1.5 CRDi	2B	5	1:56.863	3	1:58.659	6	1:58.790	2	2:17.717	4	3:24.306	7
11	19	C.D.E. ULTIMA VUELTA	Adrian Martin Abrealdes	Rk	HYUNDAI GETZ 1.5 CRDi	2A	5	1:57.096	13	1:57.395	12	1:57.718	11	1:57.918	10	1:58.119	7
12	14	CHRISTIAN GARCIA GARCIA	Christian Garcia Garcia	Jr	HYUNDAI ACCENT 1.6	2A	6	1:57.338	5	1:58.024	6	1:58.159	4	1:58.405	3	1:59.554	2
13	13	CLUB JARAMA SPORT	Sergio Garcia Sardina		HYUNDAI GETZ 1.5 CRDi	2A	7	1:57.687	8	1:58.959	4	2:07.866	7	2:19.372	5	2:21.027	3
14	27	EFICAR TEAM	Teo Antonio Perez Palomo		BMW E36 325i	EN	2	1:59.013	6	1:59.060	5	1:59.380	3	2:00.195	4	2:00.388	2
15	11	ESCUADERIA MADRID	Juan Collin Camacho	Alvaro Collin Tallavi	BMW E36 325i	EN	3	1:59.341	3	1:59.404	4	1:59.551	2	1:59.858	13	1:59.902	11
16	10	RASANTE SPORT	Enrique Sanchez Gonzalez	Rk	MAZDA MX5 CUP	EN	4	2:01.727	13	2:02.332	14	2:02.573	9	2:02.809	11	2:02.832	10
17	24	JOSE D. BARTOL SALAZAR	José David Bartol Salazar	Rk	OPEL KADETT 2.0	EN	5	2:02.176	6	2:03.776	3	2:03.822	4	2:03.887	5	2:07.405	2
18	3	C.D.E. ULTIMA VUELTA	Jorge Tello Villa	Rk	José M. Serrano Gutierrez	Rk	6	2:02.295	9	2:02.318	11	2:02.930	12	2:02.992	10	2:03.107	8
19	38	RASANTE SPORT	Eduardo Martin Martinez	Rk	Miguel A. Martin Calvo		7	2:04.393	11	2:04.816	8	2:04.921	10	2:05.152	4	2:06.826	5
20	7	CHEFO SPORT	Jesús A. Hernandez Jimenez		CITROEN SAXO 1.6	2B	6	2:05.933	5	2:05.968	4	2:07.671	3	2:08.141	2	2:48.145	6
21	35	SMC Junior Motorsport	Mauricio Bajo		SEAT 124 SPORT	2B	7	2:06.617	6	2:07.499	4	2:07.521	7	2:08.213	5	2:08.324	3
22	23	A.D. CLEMENTE ARROYO	Antonio Vigara Tena	Jesus S. Escolar Alvarez	HYUNDAI ACCENT 1.6	2B	8	2:06.997	14	2:07.298	13	2:07.444	9	2:07.632	7	2:07.657	5
23	46	CLUB JARAMA SPORT	Eugenio Moreno Vicente	Rk	BMW 325	EN	8	2:07.347	9	2:08.718	11	2:09.190	5	2:09.328	7	2:10.196	6
24	45	CLUB AUTOMOVIL SIERO	Miguel A. Ureña Garcia	José Luis Crespillo Calderon	FORD PUMA 1.6	1	1	2:09.380	6	2:09.674	8	2:13.434	3	2:14.446	7	2:14.504	2
25	34	SMC Junior Motorsport	Alvaro Bajo		RENAULT 8 GORDINI	2B	9	2:09.594	6	2:10.757	5	2:14.852	2	2:16.269	7	2:23.465	3
26	47	A.E.C.D.	Guillermo Velasco Ortega		DATSUN 120	EN	9	2:26.750	6	2:28.094	4	2:28.363	3	2:30.071	2	2:33.310	5



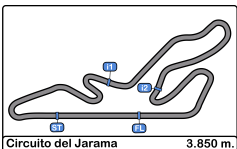


Circuito del Jarama
División 1
Entrenamiento cronometrado
5 Mejores Velocidades



Cl	Nº	Concursante	Piloto 1	Piloto 2	Vehiculo	Cat	Cl	V. Max. 1		V. Max. 2		V. Max. 3		V. Max. 4		V. Max. 5		Avg
								Km/h	Vta.	Km/h	Vta.	Km/h	Vta.	Km/h	Vta.	Km/h	Vta.	
1	2	LA RUINA RACING	Alfonso Sangrador Alvarez		HONDA CIVIC 1.6	2A	1	200.3	4	196.7	3	196.3	2	169.5	5	76.1	1	167.8
2	11	ESCUADERIA MADRID	Juan Collin Camacho	Alvaro Collin Tallavi	BMW E36 325i	EN	1	198.8	4	197.4	5	192.5	2	188.8	8	185.8	3	192.7
3	12	RASANTE SPORT	Jaime Cela Talavera		CITROEN SAXO 1.6	2B	1	197.8	7	197.8	10	197.4	9	197.0	12	190.4	6	196.1
4	1	IGNACIO LEIRANA CASTILLO	Ignacio Leirana Castillo		CITROEN AX 1.6	2B	2	194.2	6	193.5	7	193.5	8	186.2	5	183.0	3	190.1
5	20	EFICAR TEAM	Juan Carlos Lopez Olmo		MERCEDES BENZ 190 2.3	EN	2	191.8	4	190.1	2	183.6	3	80.0	1			161.4
6	8	ESCUADERIA GREDOS	Javier Moreno Garcia		PEUGEOT 205 1.6	2B	3	190.4	6	188.8	5	187.5	3	186.8	4	152.1	2	181.1
7	18	C.D.E. ULTIMA VUELTA	Francisco Torres Alcalá	Jr	HYUNDAI GETZ 1.5 CRDi	2A	2	190.4	8	190.1	7	189.4	10	188.8	6	188.1	3	189.4
8	31	C.D.E. DEYSCOM SPORT	Oscar Plazio Gómez		HONDA CIVIC 1.6	2B	4	189.1	5	185.8	4	181.2	6	171.1	3	128.2	2	171.1
9	9	EFICAR TEAM	Santiago Castilla Salinero		HYUNDAI GETZ 1.5 CRDi	2B	5	188.4	3	186.8	6	185.5	7	167.4	2	149.5	4	175.5
10	19	C.D.E. ULTIMA VUELTA	Adrian Martin Abrales	Rk	HYUNDAI GETZ 1.5 CRDi	2A	3	186.8	5	186.5	4	186.5	12	186.5	13	186.2	10	186.5
11	29	C.D.E. DEYSCOM SPORT	Carlos Plazio Gómez		CITROEN SAXO 1.6	2A	4	186.5	3	186.2	8	185.8	7	184.6	5	142.1	6	177.0
12	38	RASANTE SPORT	Eduardo Martin Martinez	Rk Miguel A. Martin Calvo	VOLKSWAGEN GOLF	EN	3	185.5	8	183.6	11	182.1	3	177.3	9	175.6	10	180.8
13	6	EFICAR TEAM	Cristian Sosa De Ana		HONDA CIVIC 1.6	2A	5	184.9	8	183.9	7	180.9	6	173.9	4	169.8	3	178.7
14	27	EFICAR TEAM	Teo Antonio Perez Palomo		BMW E36 325i	EN	4	183.9	5	181.8	4	179.7	6	174.1	2	170.8	7	178.1
15	13	CLUB JARAMA SPORT	Sergio Garcia Sardina		HYUNDAI GETZ 1.5 CRDi	2A	6	180.9	7	179.1	8	172.5	4	172.2	5	147.1	2	170.3
16	14	CHRISTIAN GARCIA GARCIA	Christian García García	Jr	HYUNDAI ACCENT 1.6	2A	7	180.6	4	180.6	6	179.1	5	175.8	3	174.4	2	178.1
17	46	CLUB JARAMA SPORT	Eugenio Moreno Vicente	Rk	BMW 325	EN	5	180.3	10	173.9	9	166.6	5	166.1	6	165.3	3	170.4
18	24	JOSE D. BARTOL SALAZAR	José David Bartol Salazar	Rk	OPEL KADETT 2.0	EN	6	179.4	3	179.1	6	174.4	5	163.8	4	162.6	2	171.9
19	10	RASANTE SPORT	Enrique Sanchez Gonzalez	Rk	MAZDA MX5 CUP	EN	7	178.5	14	177.9	12	177.3	6	177.0	13	176.7	9	177.5
20	3	C.D.E. ULTIMA VUELTA	Jorge Tello Villa	Rk José M. Serrano Gutierrez	MAZDA MX5	EN	8	175.6	10	173.0	12	172.2	11	171.4	7	171.4	13	172.7
21	23	A.D. CLEMENTE ARROYO	Antonio Vígara Tena	Jesus S. Escolar Alvarez	HYUNDAI ACCENT 1.6	2B	6	173.0	8	172.2	9	171.9	14	171.7	7	171.4	10	172.0
22	45	CLUB AUTOMOVIL SIERO	Miguel A. Ureña Garcia	José Luis Crespillo Calderon	FORD PUMA 1.6	1	1	171.7	9	162.4	3	161.6	6	153.4	8	150.4	2	159.9
23	7	CHEFO SPORT	Jesús A. Hernandez Jimenez		CITROEN SAXO 1.6	2B	7	171.1	4	171.1	5	169.2	3	168.7	6	166.1	2	169.2
24	35	SMC Junior Motorsport	Mauricio Bajo		SEAT 124 SPORT	2B	8	168.4	5	166.9	6	164.8	4	163.8	3	161.6	7	165.1
25	34	SMC Junior Motorsport	Alvaro Bajo		RENAULT 8 GORDINI	2B	9	158.5	6	158.3	7	155.3	5	153.8	3	147.9	2	154.8
26	47	A.E.C.D.	Guillermo Velasco Ortega		DATSUN 120	EN	9	142.8	4	139.7	5	138.8	3	137.9	2	135.1	6	138.8



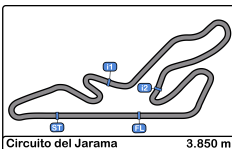


Circuito del Jarama
División 1
Entrenamiento cronometrado
Secuencia Vueltas Rápidas



<u>Vta.</u>	<u>Hora Día</u>	<u>Tiempo Sesión</u>	<u>Nº</u>	<u>Concursante</u>	<u>Piloto 1</u>	<u>Piloto 2</u>	<u>Vehículo</u>	<u>Cat</u>	<u>Tiempo</u>	<u>Km/h</u>
2	12:39:04.309	1:04:03.309	20	EFICAR TEAM	Juan Carlos Lopez Olmo		MERCEDES BENZ 190 2.3	EN	1:57.851	117.6
3	12:41:01.143	1:06:00.143	20	EFICAR TEAM	Juan Carlos Lopez Olmo		MERCEDES BENZ 190 2.3	EN	1:56.834	118.6
3	12:42:44.359	1:07:43.359	1	IGNACIO LEIRANA	Ignacio Leirana Castillo		CITROEN AX 1.6	2B	1:56.829	118.6
4	12:44:37.063	1:09:36.063	1	IGNACIO LEIRANA	Ignacio Leirana Castillo		CITROEN AX 1.6	2B	1:52.704	122.9
5	12:46:29.725	1:11:28.725	1	IGNACIO LEIRANA	Ignacio Leirana Castillo		CITROEN AX 1.6	2B	1:52.662	123.0
2	12:47:00.696	1:11:59.696	2	LA RUINA RACING	Alfonso Sangrador Alvarez		HONDA CIVIC 1.6	2A	1:51.491	124.3
6	12:48:21.024	1:13:20.024	1	IGNACIO LEIRANA	Ignacio Leirana Castillo		CITROEN AX 1.6	2B	1:51.299	124.5
7	12:50:11.402	1:15:10.402	1	IGNACIO LEIRANA	Ignacio Leirana Castillo		CITROEN AX 1.6	2B	1:50.378	125.5





Circuito del Jarama

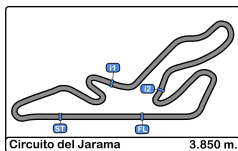
División 1

Entrenamiento cronometrado

Mejor Maxima Velocidad del Evento



Nº	Concursante	Piloto 1	Piloto 2	Vehiculo	Cat	Km/h	Sesión
2	LA RUINA RACING	Alfonso Sangrador Alvarez		HONDA CIVIC 1.6	2A	200.3	Entrenamiento OPTATIVO - 1
11	ESCUADERIA MADRID	Juan Collin Camacho	Alvaro Collin Tallavi	BMW E36 325i	EN	198.8	Entrenamiento cronometrado
12	RASANTE SPORT	Jaime Cela Talavera		CITROEN SAXO 1.6	2B	197.8	Entrenamiento cronometrado
1	IGNACIO LEIRANA CASTILLO	Ignacio Leirana Castillo		CITROEN AX 1.6	2B	194.2	Entrenamiento cronometrado
20	EFICAR TEAM	Juan Carlos Lopez Olmo		MERCEDES BENZ 190 2.3	EN	191.8	Entrenamiento cronometrado
18	C.D.E. ULTIMA VUELTA	Francisco Torres Alcala	Jr	HYUNDAI GETZ 1.5 CRDi	2A	190.4	Entrenamiento OPTATIVO - 2
8	ESCUADERIA GREDOS	Javier Moreno Garcia		PEUGEOT 205 1.6	2B	190.4	Entrenamiento cronometrado
31	C.D.E. DEYSCOM SPORT	Oscar Plazio Gómez		HONDA CIVIC 1.6	2B	189.1	Entrenamiento cronometrado
19	C.D.E. ULTIMA VUELTA	Adrian Martin Abrales	Rk	HYUNDAI GETZ 1.5 CRDi	2A	188.8	Entrenamiento OPTATIVO - 2
9	EFICAR TEAM	Santiago Castilla Salinero		HYUNDAI GETZ 1.5 CRDi	2B	188.4	Entrenamiento cronometrado
24	JOSE D. BARTOL SALAZAR	José David Bartol Salazar	Rk	OPEL KADETT 2.0	EN	187.8	Entrenamiento OPTATIVO - 2
29	C.D.E. DEYSCOM SPORT	Carlos Plazio Gómez		CITROEN SAXO 1.6	2A	186.5	Entrenamiento cronometrado
38	RASANTE SPORT	Eduardo Martin Martinez	Rk Miguel A. Martin Calvo	VOLKSWAGEN GOLF	EN	185.5	Entrenamiento cronometrado
6	EFICAR TEAM	Cristian Sosa De Ana		HONDA CIVIC 1.6	2A	184.9	Entrenamiento cronometrado
46	CLUB JARAMA SPORT	Eugenio Moreno Vicente	Rk	BMW 325	EN	184.6	Entrenamiento OPTATIVO - 2
27	EFICAR TEAM	Teo Antonio Perez Palomo		BMW E36 325i	EN	183.9	Entrenamiento cronometrado
13	CLUB JARAMA SPORT	Sergio Garcia Sardina		HYUNDAI GETZ 1.5 CRDi	2A	180.9	Entrenamiento cronometrado
14	CHRISTIAN GARCIA GARCIA	Christian García García	Jr	HYUNDAI ACCENT 1.6	2A	180.6	Entrenamiento cronometrado
10	RASANTE SPORT	Enrique Sanchez Gonzalez	Rk	MAZDA MX5 CUP	EN	178.5	Entrenamiento cronometrado
3	C.D.E. ULTIMA VUELTA	Jorge Tello Villa	Rk José M. Serrano Gutierrez Rk	MAZDA MX5	EN	175.6	Entrenamiento OPTATIVO - 2
7	CHEFO SPORT	Jesús A. Hernandez Jimenez		CITROEN SAXO 1.6	2B	173.9	Entrenamiento OPTATIVO - 2
23	A.D. CLEMENTE ARROYO	Antonio Vigara Tena	Jesus S. Escolar Alvarez	HYUNDAI ACCENT 1.6	2B	173.3	Entrenamiento OPTATIVO - 2
45	CLUB AUTOMOVIL SIERO	Miguel A. Ureña Garcia	José Luis Crespillo Calderon	FORD PUMA 1.6	1	171.7	Entrenamiento cronometrado
35	SMC Junior Motorsport	Mauricio Bajo		SEAT 124 SPORT	2B	168.4	Entrenamiento cronometrado
34	SMC Junior Motorsport	Alvaro Bajo		RENAULT 8 GORDINI	2B	158.5	Entrenamiento cronometrado
47	A.E.C.D.	Guillermo Velasco Ortega		DATSUN 120	EN	142.8	Entrenamiento cronometrado



Circuito del Jarama
División 1
Entrenamiento cronometrado
Tiempos Parada en Pit



3 C.D.E. ULTIMA VUELTA
 MAZDA MX5 EN

Nr.	Hora Día Entrada	Tiempo Entrada	Tiempo Salida	Tiempo Box	Tiempo Box Total
1	11:47:44.838	11:47:44.838	11:49:41.516	0:01:56.678	0:01:56.678

6 EFICAR TEAM
 HONDA CIVIC 1.6 2A

Nr.	Hora Día Entrada	Tiempo Entrada	Tiempo Salida	Tiempo Box	Tiempo Box Total
1	11:44:51.659	11:44:51.659	11:54:31.024	0:09:39.365	0:09:39.365

8 ESCUDERIA GREDOS
 PEUGEOT 205 1.6 2B

Nr.	Hora Día Entrada	Tiempo Entrada	Tiempo Salida	Tiempo Box	Tiempo Box Total
1	11:48:24.254	11:48:24.254	12:05:53.026	0:17:28.772	0:17:28.772

9 EFICAR TEAM
 HYUNDAI GETZ 1.5 CRDi 2B

Nr.	Hora Día Entrada	Tiempo Entrada	Tiempo Salida	Tiempo Box	Tiempo Box Total
1	11:44:11.477	11:44:11.477	11:47:01.855	0:02:50.378	0:02:50.378
2	11:54:16.003	11:54:16.003	12:08:33.185	0:14:17.182	0:17:07.560

10 RASANTE SPORT
 MAZDA MX5 CUP EN

Nr.	Hora Día Entrada	Tiempo Entrada	Tiempo Salida	Tiempo Box	Tiempo Box Total
1	11:50:14.198	11:50:14.198	11:53:48.912	0:03:34.714	0:03:34.714

11 ESCUDERIA MADRID HISTORICOS
 BMW E36 325i EN

Nr.	Hora Día Entrada	Tiempo Entrada	Tiempo Salida	Tiempo Box	Tiempo Box Total
1	11:45:21.651	11:45:21.651	11:49:14.972	0:03:53.321	0:03:53.321

12 RASANTE SPORT
 CITROEN SAXO 1.6 2B

Nr.	Hora Día Entrada	Tiempo Entrada	Tiempo Salida	Tiempo Box	Tiempo Box Total
1	11:43:39.303	11:43:39.303	11:49:00.383	0:05:21.080	0:05:21.080
2	11:51:17.150	11:51:17.150	11:54:44.433	0:03:27.283	0:08:48.363

13 CLUB JARAMA SPORT
 HYUNDAI GETZ 1.5 CRDi 2A

Nr.	Hora Día Entrada	Tiempo Entrada	Tiempo Salida	Tiempo Box	Tiempo Box Total
1	11:47:02.052	11:47:02.052	11:48:33.530	0:01:31.478	0:01:31.478

18 C.D.E. ULTIMA VUELTA
 HYUNDAI GETZ 1.5 CRDi 2A

Nr.	Hora Día Entrada	Tiempo Entrada	Tiempo Salida	Tiempo Box	Tiempo Box Total
1	11:44:22.043	11:44:22.043	11:45:35.414	0:01:13.371	0:01:13.371
2	11:57:28.780	11:57:28.780	12:03:58.988	0:06:30.208	0:07:43.579

19 C.D.E. ULTIMA VUELTA
 HYUNDAI GETZ 1.5 CRDi 2A

Nr.	Hora Día Entrada	Tiempo Entrada	Tiempo Salida	Tiempo Box	Tiempo Box Total
1	11:52:46.133	11:52:46.133	11:55:02.938	0:02:16.805	0:02:16.805

23 A.D. CLEMENTE ARROYO
 HYUNDAI ACCENT 1.6 2B

Nr.	Hora Día Entrada	Tiempo Entrada	Tiempo Salida	Tiempo Box	Tiempo Box Total
1	12:00:06.859	12:00:06.859	12:02:18.172	0:02:11.313	0:02:11.313

27 EFICAR TEAM
 BMW E36 325i EN

Nr.	Hora Día Entrada	Tiempo Entrada	Tiempo Salida	Tiempo Box	Tiempo Box Total
1	11:49:26.504	11:49:26.504	11:51:44.076	0:02:17.572	0:02:17.572

34 SMC Junior Motorsport
 RENAULT 8 GORDINI 2B

Nr.	Hora Día Entrada	Tiempo Entrada	Tiempo Salida	Tiempo Box	Tiempo Box Total
1	11:43:25.991	11:43:25.991	11:48:56.471	0:05:30.480	0:05:30.480

38 RASANTE SPORT
 VOLKSWAGEN GOLF EN

Nr.	Hora Día Entrada	Tiempo Entrada	Tiempo Salida	Tiempo Box	Tiempo Box Total
1	11:49:01.632	11:49:01.632	11:51:16.908	0:02:15.276	0:02:15.276

45 CLUB AUTOMOVIL SIERO
 FORD PUMA 1.6 1

Nr.	Hora Día Entrada	Tiempo Entrada	Tiempo Salida	Tiempo Box	Tiempo Box Total
1	11:44:36.455	11:44:36.455	11:46:55.685	0:02:19.230	0:02:19.230

