



Real Federación Española
de Automovilismo



GT Cup Open Europe

Round 1

Paul Ricard

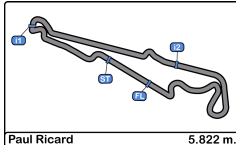
27th – 28th April 2019

Results booklet



Provided by Cronococa S.L.
www.cronococa.com





Paul Ricard
GT Cup Open Europe
Private test - 1
Provisional Results



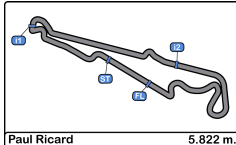
Cls	Nº	Entrant/Team	Nat	Driver 1	Nat	Driver 2	Nat	Vehicle	Cat	Cls	Laps	Best	Time	Gap	Interval	Km/h
1	13	Baporo Motorsport	ESP	Juame Font	ESP	Joan Vinyes	AND	Porsche 991 Cup MY 2018	AM	1	19	13	2:11.464			159.4
2	6	Vincenzo Sospiri Racing	ITA	Hans-Peter Koller	CHE	Edoardo Liberati	ITA	Lamborghini Huracan Super Trofeo	PROAM	1	21	3	2:11.602	0.138	0.138	159.2
3	27	Vincenzo Sospiri Racing	ITA	JP Mauro	BRA	Rodolfo Toni	BRA	Lamborghini Huracan Super Trofeo	AM	2	21	17	2:11.672	0.208	0.070	159.1
4	22	Niki Leutwiler / PZ OBERER	CHE	Niki Leutwiler	CHE			Porsche 911 Cup MY 2018	AM	3	16	15	2:11.757	0.293	0.085	159.0
5	18	Teo Martin Motorsport	ESP	Guillem Pujeu	ESP	Faust Salom	ESP	McLaren 570S	SILVER	1	17	16	2:11.999	0.535	0.242	158.7
6	7	Teo Martin Motorsport	ESP	Marc De Fulgencio	ESP	Thiago Vivacqua	BRA	McLaren 570S	SILVER	2	15	11	2:12.396	0.932	0.397	158.3
7	32	Three Sixty Racing Team	ESP	Fernando Fortes	BRA	Julio Carlos Martini Filho	BRA	Mercedes AMG R	AM	4	20	10	2:12.621	1.157	0.225	158.0
8	2	Sports and You	PRT	Marcio Basso	BRA	Guilherme Salas	BRA	Mercedes AMG R	PROAM	2	18	16	2:12.780	1.316	0.159	157.8
9	10	Baporo Motorsport	ESP	Daniel Díaz-Varela	ESP	Manel Cerqueda	AND	Audi R8 LMS	AM	5	20	19	2:13.285	1.821	0.505	157.2
10	81	Tsunami RT	ITA	Lino Curti	ITA	Carlo Curti	ITA	Porsche 991 Cup gen II MY 2018	AM	6	21	17	2:14.018	2.554	0.733	156.3

Published at:.....

Track Temp: 28.0 °C Air Temp: 15.2 °C Humidity: 69 % Track Status: DRY

Stewards:	Race Director:	Timekeeper:
------------------	-----------------------	--------------------





Paul Ricard
GT Cup Open Europe
Private test - 1
Provisional Results by Class



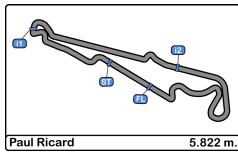
Cls	Nº	Entrant/Team	Nat	Driver 1	Nat	Status	Driver 2	Nat	Status	Vehicle	Cat	Cls	Laps	Best	Time	Gap	Interval	Km/h	
SILVER																			
1	18	Teo Martin Motorsport	ESP	Guillem Pujeu	ESP		Faust Salom	ESP		McLaren 570S	SILVER	1	17	16	2:11.999				158.7
2	7	Teo Martin Motorsport	ESP	Marc De Fulgencio	ESP		Thiago Vivacqua	BRA		McLaren 570S	SILVER	2	15	11	2:12.396	0.397	0.397		158.3
PROAM																			
1	6	Vincenzo Sospiri Racing	ITA	Hans-Peter Koller	CHE		Edoardo Liberati	ITA		Lamborghini Huracan Super Trofeo	PROAM	1	21	3	2:11.602				159.2
2	2	Sports and You	PRT	Marcio Basso	BRA		Guilherme Salas	BRA		Mercedes AMG R	PROAM	2	18	16	2:12.780	1.178	1.178		157.8
AM																			
1	13	Baporo Motorsport	ESP	Juame Font	ESP		Joan Vinyes	AND		Porsche 991 Cup MY 2018	AM	1	19	13	2:11.464				159.4
2	27	Vincenzo Sospiri Racing	ITA	JP Mauro	BRA		Rodolfo Toni	BRA		Lamborghini Huracan Super Trofeo	AM	2	21	17	2:11.672	0.208	0.208		159.1
3	22	Niki Leutwiler / PZ OBERER	CHE	Niki Leutwiler	CHE					Porsche 911 Cup MY 2018	AM	3	16	15	2:11.757	0.293	0.085		159.0
4	32	Three Sixty Racing Team	ESP	Fernando Fortes	BRA		Julio Carlos Martini Filho	BRA		Mercedes AMG R	AM	4	20	10	2:12.621	1.157	0.864		158.0
5	10	Baporo Motorsport	ESP	Daniel Díaz-Varela	ESP		Manel Cerqueda	AND		Audi R8 LMS	AM	5	20	19	2:13.285	1.821	0.664		157.2
6	81	Tsunami RT	ITA	Lino Curti	ITA		Carlo Curti	ITA		Porsche 991 Cup gen II MY 2018	AM	6	21	17	2:14.018	2.554	0.733		156.3

Published at:.....

Track Temp: 28.0 °C Air Temp: 15.2 °C Humidity: 69 % Track Status: DRY

Stewards:	Race Director:	Timekeeper:
------------------	-----------------------	--------------------





Paul Ricard
GT Cup Open Europe
Private test - 1
Lap Analysis



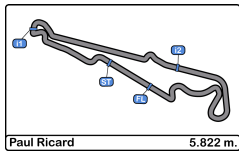
2	1 Marcio Basso Mercedes AMG R	7	1 Marc De Fulgencio McLaren 570S
PROAM	2 Guilherme Salas Sports and You	SILVER	2 Thiago Vivacqua Teo Martin Motorsport

Lap	D	Time	Sector 1	Sector 2	Sector 3	T. Spd	Elapsed	Lap	D	Time	Sector 1	Sector 2	Sector 3	T. Spd	Elapsed
1		14:05:24.204	14:03:34.712	50.149	59.343		14:05:24.204	1		14:07:45.940	14:04:58.590	1:15.458	1:31.892		14:07:45.940
2		2:21.706	38.804	41.943	1:00.959	231.2	14:07:45.910	2		2:59.731	51.187	57.435	1:11.109	107.2	14:10:45.671
3		5:40.903 P	37.061	40.255	4:23.587	237.3	14:13:26.813	3		2:45.788	48.292	51.133	1:06.363	172.8	14:13:31.459
4		2:40.535	55.170	43.740	1:01.625		14:16:07.348	4		2:32.027	39.872	48.384	1:03.771	240.5	14:16:03.486
5		2:17.015	37.441	41.359	58.215	236.3	14:18:24.363	5		2:44.936 P	43.983	46.710	1:14.243	178.5	14:18:48.422
6		2:54.604	1:13.853	41.925	58.826	238.4	14:21:18.967	6		4:06.472	2:28.631	40.437	57.404		14:22:54.894
7		2:17.445	37.798	41.237	58.410	238.9	14:23:36.412	7		2:14.433	36.826	39.907	57.700	248.8	14:25:09.327
8		2:15.543	37.226	40.598	57.719	238.4	14:25:51.955	8		2:13.030	36.385	39.782	56.863	250.0	14:27:22.357
9		2:15.724	37.012	40.483	58.229	238.4	14:28:07.679	9		2:12.662	36.431	39.416	56.815	247.7	14:29:35.019
10		2:14.759	36.719	40.268	57.772	238.4	14:30:22.438	10		2:12.987	36.464	39.893	56.630	250.0	14:31:48.006
11		2:14.559	36.794	40.311	57.454	237.8	14:32:36.997	11		2:12.396	36.489	39.311	56.596	249.4	14:34:00.402
12		5:19.555 P	36.617	40.174	4:02.764	237.8	14:37:56.552	12		2:18.458	36.626	40.984	1:00.848	249.4	14:36:18.860
13		2:31.550	53.404	40.665	57.481		14:40:28.102	13		2:24.681 P	37.210	39.959	1:07.512	250.5	14:38:43.541
14		2:12.931	36.387	39.523	57.021	244.3	14:42:41.033	14		6:49.131	4:56.825	45.983	1:06.323		14:45:32.672
15		2:14.339	36.270	39.286	58.783	245.4	14:44:55.372	15		2:45.412 P	43.929	49.932	1:11.551	171.1	14:48:18.084
16		2:12.780	36.250	39.432	57.098	247.1	14:47:08.152	10							
17		3:34.629 P	36.192	39.298	2:19.139	245.4	14:50:42.781	1		Daniel Díaz-Varela Audi R8 LMS					
18		2:27.172	52.207	39.541	55.424		14:53:09.953	AM		2 Manel Cerqueda Baporo Motorsport					
19		36.090	39.509			241.0		Lap	D	Time	Sector 1	Sector 2	Sector 3	T. Spd	Elapsed
								1		14:03:30.114	14:01:25.972	54.180	1:09.962		14:03:30.114
								2		2:40.796	46.832	48.206	1:05.758	189.8	14:06:10.910
								3		2:42.031 P	42.470	46.639	1:12.922	213.4	14:08:52.941
								4		4:52.139	3:06.208	44.359	1:01.572		14:13:45.080
								5		2:17.057	37.644	40.734	58.679	236.8	14:16:02.137
								6		2:14.388	37.320	40.184	56.884	237.8	14:18:16.525
								7		2:13.981	36.645	40.598	56.738	239.4	14:20:30.506
								8		2:21.771 P	36.310	40.173	1:05.288	238.9	14:22:52.277
								9		3:10.052	1:32.581	41.066	56.405		14:26:02.329
								10		2:14.033	36.288	40.737	57.008	240.0	14:28:16.362
								11		2:14.000	36.344	41.024	56.632	239.4	14:30:30.362
								12		2:23.106 P	36.498	40.417	1:06.191	240.0	14:32:53.468
								13		4:32.290	2:49.545	42.999	59.746		14:37:25.758
								14		2:15.640	37.260	40.631	57.749	237.8	14:39:41.398
								15		2:16.576	36.387	40.048	1:00.141	238.9	14:41:57.974
								16		2:16.044	37.501	40.562	57.981	238.9	14:44:14.018
								17		2:24.144 P	36.663	40.161	1:07.320	238.9	14:46:38.162
								18		5:09.239	3:31.475	40.829	56.935		14:51:47.401
								19		2:13.285	36.425	40.218	56.642	238.9	14:54:00.686
								20		2:28.711 P	36.657	39.950	1:12.104	238.9	14:56:29.397

6	1 Hans-Peter Koller Lamborghini Huracan Super Trofeo Evo
PROAM	2 Edoardo Liberati Vincenzo Sospiri Racing

Lap	D	Time	Sector 1	Sector 2	Sector 3	T. Spd	Elapsed
1		14:03:17.326	14:01:27.824	48.198	1:01.304		14:03:17.326
2		2:15.343	37.593	40.734	57.016	243.2	14:05:32.669
3		2:11.602	35.654	39.331	56.617	245.4	14:07:44.271
4		2:32.861 P	40.701	42.222	1:09.938	243.7	14:10:17.132
5		2:37.654	57.114	41.230	59.310		14:12:54.786
6		2:24.399 P	35.765	39.235	1:09.399	245.4	14:15:19.185
7		5:34.834	3:50.035	43.990	1:00.809		14:20:54.019
8		2:19.098	38.325	42.040	58.733	239.4	14:23:13.117
9		2:17.714	37.787	41.428	58.499	241.0	14:25:30.831
10		2:16.200	36.953	40.886	58.361	241.0	14:27:47.031
11		2:16.237	37.516	40.904	57.817	241.0	14:30:03.268
12		2:15.021	37.242	40.590	57.189	242.1	14:32:18.289
13		2:16.137	37.277	40.987	57.873	241.6	14:34:34.426
14		2:13.779	36.576	40.252	56.951	251.1	14:36:48.205
15		2:12.460	36.261	39.666	56.533	244.3	14:39:00.665
16		2:26.518 P	36.863	40.200	1:09.455	249.4	14:41:27.183
17		6:55.530	5:17.519	40.608	57.403		14:48:22.713
18		2:12.424	36.395	39.859	56.170	242.1	14:50:35.137
19		2:13.064	36.565	39.787	56.712	246.0	14:52:48.201
20		2:13.449	36.826	39.965	56.658	242.1	14:55:01.650
21		2:24.004 P	36.594	40.132	1:07.278	247.1	14:57:25.654





Paul Ricard
GT Cup Open Europe
 Private test - 1
Lap Analysis



13 1 Juame Font Porsche 991 Cup MY 2018
 AM 2 Joan Vinyes Baporo Motorsport

Lap D	Time	Sector 1	Sector 2	Sector 3	T. Spd	Elapsed
1	14:04:26.532	14:02:36.779	46.971	1:02.782		14:04:26.532
2	2:18.656	37.904	42.396	58.356	234.7	14:06:45.188
3	2:16.781	37.747	41.724	57.310	233.7	14:09:01.969
4	2:15.467	37.131	40.968	57.368	235.2	14:11:17.436
5	2:15.010	36.837	40.512	57.661	235.8	14:13:32.446
6	2:23.940 P	37.079	40.470	1:06.391	237.3	14:15:56.386
7	6:02.803	4:21.079	42.966	58.758		14:21:59.189
8	2:14.863	37.305	40.516	57.042	237.3	14:24:14.052
9	2:13.673	36.561	40.421	56.691	238.4	14:26:27.725
10	2:25.605 P	38.840	41.410	1:05.355	236.8	14:28:53.330
11	5:54.156	4:09.179	44.930	1:00.047		14:34:47.486
12	2:15.693	37.876	41.069	56.748	235.2	14:37:03.179
13	2:11.464	35.887	39.968	55.609	237.3	14:39:14.643
14	2:12.505	36.308	39.935	56.262	238.4	14:41:27.148
15	2:18.975 P	36.029	40.252	1:02.694	238.4	14:43:46.123
16	4:50.511	3:12.744	40.436	57.331		14:48:36.634
17	2:14.004	36.499	40.704	56.801	238.9	14:50:50.638
18	2:13.237	36.445	40.313	56.479	237.8	14:53:03.875
19	2:27.043 P	36.906	41.184	1:08.953	238.9	14:55:30.918

18 1 Guillem Pujeu McLaren 570S
 SILVER 2 Faust Salom Teo Martin Motorsport

Lap D	Time	Sector 1	Sector 2	Sector 3	T. Spd	Elapsed
1	14:09:37.146	14:06:54.459	1:12.999	1:29.688		14:09:37.146
2	2:36.120	46.108	47.796	1:02.216	175.3	14:12:13.266
3	2:24.466	41.185	44.450	58.831	139.3	14:14:37.732
4	2:52.886 P	38.711	51.075	1:23.100	210.5	14:17:30.618
5	4:52.990	3:14.289	40.739	57.962		14:22:23.608
6	2:15.004	36.504	40.656	57.844	248.2	14:24:38.612
7	2:14.861	36.792	40.440	57.629	250.5	14:26:53.473
8	2:26.753 P	36.697	39.983	1:10.073	247.7	14:29:20.226
9	8:07.924	6:21.174	47.395	59.355		14:37:28.150
10	2:14.282	36.497	41.149	56.636	246.0	14:39:42.432
11	2:20.074	36.211	40.020	1:03.843	247.1	14:42:02.506
12	2:12.439	36.051	39.683	56.705	248.8	14:44:14.945
13	2:35.196 P	36.331	41.089	1:17.776	247.7	14:46:50.141
14	3:34.713	1:58.173	40.000	56.540		14:50:24.854
15	2:12.253	36.274	39.693	56.286	246.5	14:52:37.107
16	2:11.999	35.847	39.853	56.299	247.1	14:54:49.106
17	2:21.595 P	36.642	39.521	1:05.432	246.5	14:57:10.701

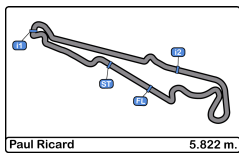
22 1 Niki Leutwiler Porsche 911 Cup MY 2018
 AM 2 Niki Leutwiler / PZ OBERER ZURICKSEE by TFT

Lap D	Time	Sector 1	Sector 2	Sector 3	T. Spd	Elapsed
1	14:03:36.180 P	14:01:21.381	57.006	1:17.793		14:03:36.180
2	5:41.168	3:55.628	44.305	1:01.235		14:09:17.348
3	2:19.136	38.806	42.122	58.208	235.2	14:11:36.484
4	2:15.776	37.532	41.077	57.167	235.8	14:13:52.260
5	2:13.299	36.898	40.105	56.296	236.8	14:16:05.559
6	2:13.118	37.081	39.956	56.081	237.3	14:18:18.677
7	2:24.269 P	36.677	41.473	1:06.119	237.8	14:20:42.946
8	9:27.438	7:50.851	40.498	56.089		14:30:10.384
9	2:12.406	36.157	39.786	56.463	238.4	14:32:22.790
10	2:12.243	36.152	39.530	56.561	237.8	14:34:35.033
11	2:22.427 P	36.372	40.509	1:05.546	238.4	14:36:57.460
12	8:48.267	7:12.003	39.748	56.516		14:45:45.727
13	2:12.158	36.388	39.898	55.872	237.8	14:47:57.885
14	2:12.006	36.114	39.877	56.015	238.4	14:50:09.891
15	2:11.757	36.171	39.716	55.870	237.8	14:52:21.648
16	2:22.785 P	37.552	40.148	1:05.085	238.9	14:54:44.433

27 1 JP Mauro Lamborghini Huracan Super Trofeo Evo
 AM 2 Rodolfo Toni Vincenzo Sospiri Racing

Lap D	Time	Sector 1	Sector 2	Sector 3	T. Spd	Elapsed
1	14:03:47.584	14:02:00.828	45.429	1:01.327		14:03:47.584
2	2:20.035	38.792	41.635	59.608	241.6	14:06:07.619
3	2:16.372	37.796	40.848	57.728	242.6	14:08:23.991
4	2:15.890	36.859	40.777	58.254	243.7	14:10:39.881
5	2:15.846	37.422	41.402	57.022	242.1	14:12:55.727
6	2:12.417	36.042	39.707	56.668	243.2	14:15:08.144
7	2:13.843	36.474	40.503	56.866	242.6	14:17:21.987
8	2:13.605	37.067	39.796	56.742	243.7	14:19:35.592
9	2:32.963	37.419	39.405	1:16.139	235.8	14:22:08.555
10	2:13.767	37.347	39.850	56.570	243.7	14:24:22.322
11	2:13.807	36.367	39.654	57.786	244.8	14:26:36.129
12	2:29.658 P	37.970	41.898	1:09.790	233.7	14:29:05.787
13	7:28.714 P	5:38.975	42.743	1:06.996	140.0	14:36:34.501
14	3:05.915 P	1:18.840	42.198	1:04.877		14:39:40.416
15	3:14.062	1:37.837	40.163	56.062		14:42:54.478
16	2:11.763	35.986	39.522	56.255	246.5	14:45:06.241
17	2:11.672	35.769	39.763	56.140	247.7	14:47:17.913
18	2:13.288	37.149	39.824	56.315	246.0	14:49:31.201
19	2:11.686	35.922	39.817	55.947	246.5	14:51:42.887
20	2:11.674	35.921	39.715	56.038	238.4	14:53:54.561
21	2:18.877 P	35.983	39.456	1:03.438	244.3	14:56:13.438





Paul Ricard
GT Cup Open Europe
Private test - 1
Lap Analysis



32

1 Fernando Fortes Mercedes AMG R

AM 2 Julio Carlos Martini Filho Three Sixty Racing Team

Lap	D	Time	Sector 1	Sector 2	Sector 3	T. Spd	Elapsed
1		14:03:34.491	14:01:36.435	52.308	1:05.748		14:03:34.491
2		2:23.969	40.461	43.074	1:00.434	219.5	14:05:58.460
3		2:32.154 P	38.304	42.195	1:11.655	231.2	14:08:30.614
4		4:05.778	2:26.849	41.410	57.519		14:12:36.392
5		2:13.619	36.750	40.376	56.493		14:14:50.011
6		2:13.814	36.446	40.152	57.216		14:17:03.825
7		2:13.429	36.407	40.300	56.722	238.9	14:19:17.254
8		2:14.197	36.497	40.302	57.398	238.9	14:21:31.451
9		2:13.098	36.207	40.262	56.629	241.0	14:23:44.549
10		2:12.621	36.320	40.123	56.178	241.0	14:25:57.170
11		2:34.708 P	38.235	47.549	1:08.924		14:28:31.878
12		5:13.454	3:30.199	42.995	1:00.260		14:33:45.332
13		2:25.856	45.104	41.419	59.333	242.6	14:36:11.188
14		2:20.598	40.916	41.288	58.394	237.3	14:38:31.786
15		2:17.201	38.190	40.551	58.460	243.7	14:40:48.987
16		2:17.192	38.484	40.999	57.709	243.7	14:43:06.179
17		2:16.330	37.975	41.223	57.132	242.6	14:45:22.509
18		2:15.300	37.111	40.656	57.533	242.6	14:47:37.809
19		2:15.690	37.485	40.631	57.574	243.7	14:49:53.499
20		2:59.705 P	37.433	57.902	1:24.370	240.0	14:52:53.204

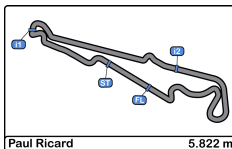
81

1 Lino Curti Porsche 991 Cup gen II MY 2018

AM 2 Carlo Curti Tsunami RT

Lap	D	Time	Sector 1	Sector 2	Sector 3	T. Spd	Elapsed
1		14:03:31.126	14:01:22.396	59.754	1:08.976		14:03:31.126
2		2:29.560	44.370	45.568	59.622	170.0	14:06:00.686
3		2:20.410	39.401	42.896	58.113	234.2	14:08:21.096
4		2:18.141	37.966	41.652	58.523	235.8	14:10:39.237
5		2:20.009	37.468	42.876	59.665	234.7	14:12:59.246
6		2:16.487	37.410	41.149	57.928	236.8	14:15:15.733
7		2:27.738 P	37.134	41.059	1:09.545	235.8	14:17:43.471
8		4:26.951	2:46.615	42.109	58.227		14:22:10.422
9		2:14.582	37.147	40.750	56.685	236.8	14:24:25.004
10		2:14.402	36.847	40.394	57.161	237.3	14:26:39.406
11		2:28.690 P	36.885	40.681	1:11.124	236.3	14:29:08.096
12		5:46.955	4:00.012	44.429	1:02.514		14:34:55.051
13		2:19.362	38.009	43.423	57.930	235.2	14:37:14.413
14		2:15.928	37.096	41.296	57.536	235.2	14:39:30.341
15		2:15.613	37.087	40.884	57.642	236.3	14:41:45.954
16		2:16.490	37.044	41.076	58.370	235.8	14:44:02.444
17		2:14.018	36.941	40.517	56.560	236.3	14:46:16.462
18		2:14.979	37.051	40.657	57.271	236.8	14:48:31.441
19		2:15.460	36.942	41.179	57.339	236.8	14:50:46.901
20		2:14.983	37.187	40.965	56.831	236.3	14:53:01.884
21		2:33.814 P	37.723	42.128	1:13.963	236.8	14:55:35.698



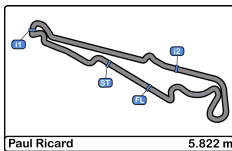


Paul Ricard
GT Cup Open Europe
Private test - 1
Best Sectors Results



Sector - 1				Sector - 2				Sector - 3				Ideal Lap vs Best Lap				
Clas	Nº	Driver	Time	Nº	Driver	Time	Nº	Driver	Time	Clas	Nº	Driver	Ideal Lap	Best Lap	Clas	
1	6	Koller - Liberati	35.654	6	Koller - Liberati	39.235	2	Basso - Salas	55.424	1	2	Basso - Salas	2:10.800	2:12.780	8	
2	27	Mauro - Toni	35.769	2	Basso - Salas	39.286	13	Font - Vinyes	55.609	2	6	Koller - Liberati	2:11.059	2:11.602	2	
3	18	Pujeu - Salom	35.847	7	De Fulgencio - Vivacqua	39.311	22	Niki Leutwiler	55.870	3	27	Mauro - Toni	2:11.121	2:11.672	3	
4	13	Font - Vinyes	35.887	27	Mauro - Toni	39.405	27	Mauro - Toni	55.947	4	13	Font - Vinyes	2:11.431	2:11.464	1	
5	2	Basso - Salas	36.090	18	Pujeu - Salom	39.521	6	Koller - Liberati	56.170	5	22	Niki Leutwiler	2:11.514	2:11.757	4	
6	22	Niki Leutwiler	36.114	22	Niki Leutwiler	39.530	32	Fortes - Carlos Martini Filho	56.178	6	18	Pujeu - Salom	2:11.654	2:11.999	5	
7	32	Fortes - Carlos Martini Filho	36.207	13	Font - Vinyes	39.935	18	Pujeu - Salom	56.286	7	7	De Fulgencio - Vivacqua	2:12.292	2:12.396	6	
8	10	Díaz-Varela - Cerqueda	36.288	10	Díaz-Varela - Cerqueda	39.950	10	Díaz-Varela - Cerqueda	56.405	8	32	Fortes - Carlos Martini Filho	2:12.508	2:12.621	7	
9	7	De Fulgencio - Vivacqua	36.385	32	Fortes - Carlos Martini Filho	40.123	81	Curti - Curti	56.560	9	10	Díaz-Varela - Cerqueda	2:12.643	2:13.285	9	
10	81	Curti - Curti	36.847	81	Curti - Curti	40.394	7	De Fulgencio - Vivacqua	56.596	10	81	Curti - Curti	2:13.801	2:14.018	10	



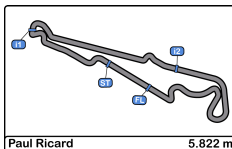


Paul Ricard
GT Cup Open Europe
Private test - 1
Best 5 Lap Times



Cl	Nº	Entrant/Team	Nat	Driver 1	Nat	Status	Driver 2	Nat	Status	Vehicle	Cat	Cl	Best 1		Best 2		Best 3		Best 4		Best 5	
													Time	Lap	Time	Lap	Time	Lap	Time	Lap	Time	Lap
1	13	Baporo Motorsport	ESP	Juame Font	ESP		Joan Vinyes	AND		Porsche 991 Cup MY 201	AM	1	2:11.464	13	2:12.505	14	2:13.237	18	2:13.673	9	2:14.004	17
2	6	Vincenzo Sospiri Racing	ITA	Hans-Peter Koller	ITA		Edoardo Liberati	ITA		Lamborghini Huracan Super	PROAM	1	2:11.602	3	2:12.424	18	2:12.460	15	2:13.064	19	2:13.449	20
3	27	Vincenzo Sospiri Racing	ITA	JP Mauro	BRA		Rodolfo Toni	BRA		Lamborghini Huracan Super	AM	2	2:11.672	17	2:11.674	20	2:11.686	19	2:11.763	16	2:12.417	6
4	22	Niki Leutwiler / PZ OBERER	CHE	Niki Leutwiler	CHE					Porsche 911 Cup MY 201	AM	3	2:11.757	15	2:12.006	14	2:12.158	13	2:12.243	10	2:12.406	9
5	18	Teo Martin Motorsport	ESP	Guillem Pujeu	ESP		Faust Salom	ESP		McLaren 570S	SILVER	1	2:11.999	16	2:12.253	15	2:12.439	12	2:14.282	10	2:14.861	7
6	7	Teo Martin Motorsport	ESP	Marc De Fulgencio	ESP		Thiago Vivacqua	BRA		McLaren 570S	SILVER	2	2:12.396	11	2:12.662	9	2:12.987	10	2:13.030	8	2:14.433	7
7	32	Three Sixty Racing Team	ESP	Fernando Fortes	BRA		Julio Carlos Martini Filho	BRA		Mercedes AMG R	AM	4	2:12.621	10	2:13.098	9	2:13.429	7	2:13.619	5	2:13.814	6
8	2	Sports and You	PRT	Marcio Basso	BRA		Guilherme Salas	BRA		Mercedes AMG R	PROAM	2	2:12.780	16	2:12.931	14	2:14.339	15	2:14.559	11	2:14.759	10
9	10	Baporo Motorsport	ESP	Daniel Díaz-Varela	ESP		Manel Cerqueda	AND		Audi R8 LMS	AM	5	2:13.285	19	2:13.981	7	2:14.000	11	2:14.033	10	2:14.388	6
10	81	Tsunami RT	ITA	Lino Curti	ITA		Carlo Curti	ITA		Porsche 991 Cup gen II MY	AM	6	2:14.018	17	2:14.402	10	2:14.582	9	2:14.979	18	2:14.983	20



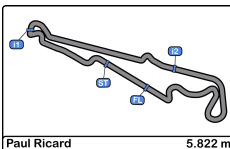


Paul Ricard
GT Cup Open Europe
Private test - 1
Best 5 Top Speeds



Cl	Nº	Entrant/Team	Nat	Driver 1	Nat	Status	Driver 2	Nat	Status	Vehicle	Cat	Cl	Top 1		Top 2		Top 3		Top 4		Top 5		Avg
													Km/h	Lap	Km/h	Lap	Km/h	Lap	Km/h	Lap	Km/h	Lap	
1	6	Vincenzo Sospiri Racing	ITA	Hans-Peter Koller	ITA	CH	Edoardo Liberati	ITA		Lamborghini Huracan Super	PROAM	1	251.1	14	249.4	16	247.1	21	246.0	19	245.4	3	247.8
2	7	Teo Martin Motorsport	ESP	Marc De Fulgencio	ESP		Thiago Vivacqua	BRA		McLaren 570S	SILVER	1	250.5	13	250.0	8	250.0	10	249.4	11	249.4	12	249.8
3	18	Teo Martin Motorsport	ESP	Guillem Pujeu	ESP		Faust Salom	ESP		McLaren 570S	SILVER	2	250.5	7	248.8	12	248.2	6	247.7	8	247.7	13	248.6
4	27	Vincenzo Sospiri Racing	ITA	JP Mauro	BRA		Rodolfo Toni	BRA		Lamborghini Huracan Super	AM	1	247.7	17	246.5	16	246.5	19	246.0	18	244.8	11	246.3
5	2	Sports and You	PRT	Marcio Basso	BRA		Guilherme Salas	BRA		Mercedes AMG R	PROAM	2	247.1	16	245.4	15	245.4	17	244.3	14	241.0	19	244.6
6	32	Three Sixty Racing Team	ESP	Fernando Fortes	BRA		Julio Carlos Martini Filho	BRA		Mercedes AMG R	AM	2	243.7	15	243.7	16	243.7	19	242.6	13	242.6	17	243.3
7	10	Baporo Motorsport	ESP	Daniel Díaz-Varela	ESP		Manel Cerqueda	AND		Audi R8 LMS	AM	3	240.0	10	240.0	12	239.4	7	239.4	11	238.9	8	239.5
8	13	Baporo Motorsport	ESP	Juame Font	ESP		Joan Vinyes	AND		Porsche 991 Cup MY 201	AM	4	238.9	17	238.9	19	238.4	9	238.4	14	238.4	15	238.6
9	22	Niki Leutwiler / PZ OBERER	CHE	Niki Leutwiler	CHE					Porsche 911 Cup MY 201	AM	5	238.9	16	238.4	9	238.4	11	238.4	14	237.8	7	238.4
10	81	Tsunami RT	ITA	Lino Curti	ITA		Carlo Curti	ITA		Porsche 991 Cup gen II MY	AM	6	237.3	10	236.8	6	236.8	9	236.8	18	236.8	19	236.9



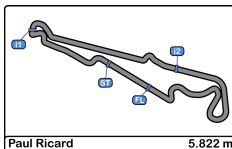


Paul Ricard
GT Cup Open Europe
Private test - 1
Fastest Laps Sequence



Lap	Time of Day	Session Time	Nº	Entrant/Team	Nat	Driver 1	Nat	Status	Driver 2	Nat	Status	Vehicle	Cat	Time	Km/h
2	14:05:32.669	5:32.669	6	Vincenzo Sospiri Racing	ITA	Hans-Peter Koller	ITA	CHE	Edoardo Liberati	ITA		Lamborghini Huracan	PROAM	2:15.343	154.8
3	14:07:44.271	7:44.271	6	Vincenzo Sospiri Racing	ITA	Hans-Peter Koller	ITA	CHE	Edoardo Liberati	ITA		Lamborghini Huracan	PROAM	2:11.602	159.2
13	14:39:14.643	39:14.643	13	Baporo Motorsport	ESP	Juame Font	ESP		Joan Vinyes	AND		Porsche 991 Cup MY 2018	AM	2:11.464	159.4



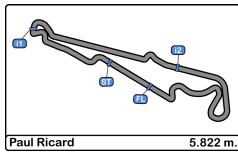


Paul Ricard
GT Cup Open Europe
Private test - 1
Event Best Maximum Speed



Nº	Entrant/Team	Nat	Driver 1	Nat	Status	Driver 2	Nat	Status	Vehicle	Cat	Km/h	Session
6	Vincenzo Sospiri Racing	ITA	Hans-Peter Koller	CHE		Edoardo Liberati	ITA		Lamborghini Huracan	PROAM	251.1	Private test - 1
18	Teo Martin Motorsport	ESP	Guillem Pujeu	ESP		Faust Salom	ESP		McLaren 570S	SILVER	250.5	Private test - 1
7	Teo Martin Motorsport	ESP	Marc De Fulgencio	ESP		Thiago Vivacqua	BRA		McLaren 570S	SILVER	250.5	Private test - 1
27	Vincenzo Sospiri Racing	ITA	JP Mauro	BRA		Rodolfo Toni	BRA		Lamborghini Huracan	AM	247.7	Private test - 1
2	Sports and You	PRT	Marcio Basso	BRA		Guilherme Salas	BRA		Mercedes AMG R	PROAM	247.1	Private test - 1
32	Three Sixty Racing Team	ESP	Fernando Fortes	BRA		Julio Carlos Martini Filho	BRA		Mercedes AMG R	AM	243.7	Private test - 1
10	Baporo Motorsport	ESP	Daniel Díaz-Varela	ESP		Manel Cerqueda	AND		Audi R8 LMS	AM	240.0	Private test - 1
13	Baporo Motorsport	ESP	Juame Font	ESP		Joan Vinyes	AND		Porsche 991 Cup MY 2018	AM	238.9	Private test - 1
22	Niki Leutwiler / PZ OBERER	CHE	Niki Leutwiler	CHE					Porsche 911 Cup MY 2018	AM	238.9	Private test - 1
81	Tsunami RT	ITA	Lino Curti	ITA		Carlo Curti	ITA		Porsche 991 Cup gen II	AM	237.3	Private test - 1





Paul Ricard
GT Cup Open Europe
Private test - 1
Pit Stop Analysis



2 Marcio Basso PROAM Sports and You
 Guilherme Salas Mercedes AMG R

Nr.	In Day Time	In Time	Out Time	Pit Time	T. Pit Time	Handicap	Penalty
1	14:09:57.236	14:09:57.236	14:13:43.427	3:46.191	3:46.191		
2	14:34:52.615	14:34:52.615	14:38:13.132	3:20.517	7:06.708		
3	14:49:19.633	14:49:19.633	14:50:59.371	1:39.738	8:46.446		

6 Hans-Peter Koller PROAM Vincenzo Sospiri Racing
 Edoardo Liberati Lamborghini Huracan Super Trofeo Evo

Nr.	In Day Time	In Time	Out Time	Pit Time	T. Pit Time	Handicap	Penalty
1	14:10:08.003	14:10:08.003	14:10:34.171	26.168	26.168		
2	14:15:08.001	14:15:08.001	14:18:24.352	3:16.351	3:42.519		
3	14:41:18.706	14:41:18.706	14:46:06.895	4:48.189	8:30.708		

7 Marc De Fulgencio SILVER Teo Martin Motorsport
 Thiago Vivacqua McLaren 570S

Nr.	In Day Time	In Time	Out Time	Pit Time	T. Pit Time	Handicap	Penalty
1	14:18:39.883	14:18:39.883	14:20:39.052	1:59.169	1:59.169		
2	14:38:34.782	14:38:34.782	14:42:57.295	4:22.513	6:21.682		

10 Daniel Diaz-Varela AM Baporo Motorsport
 Manel Cerqueda Audi R8 LMS

Nr.	In Day Time	In Time	Out Time	Pit Time	T. Pit Time	Handicap	Penalty
1	14:08:43.545	14:08:43.545	14:11:16.079	2:32.534	2:32.534		
2	14:22:42.866	14:22:42.866	14:23:46.842	1:03.976	3:36.510		
3	14:32:44.059	14:32:44.059	14:35:03.081	2:19.022	5:55.532		
4	14:46:28.504	14:46:28.504	14:49:28.376	2:59.872	8:55.404		

13 Juame Font AM Baporo Motorsport
 Joan Vinyes Porsche 991 Cup MY 2018

Nr.	In Day Time	In Time	Out Time	Pit Time	T. Pit Time	Handicap	Penalty
1	14:15:48.059	14:15:48.059	14:19:32.111	3:44.052	3:44.052		
2	14:28:44.874	14:28:44.874	14:32:17.107	3:32.233	7:16.285		
3	14:43:37.346	14:43:37.346	14:46:22.649	2:45.303	10:01.588		

18 Guillem Pujeu SILVER Teo Martin Motorsport
 Faust Salom McLaren 570S

Nr.	In Day Time	In Time	Out Time	Pit Time	T. Pit Time	Handicap	Penalty
1	14:17:22.840	14:17:22.840	14:20:08.682	2:45.842	2:45.842		
2	14:29:09.695	14:29:09.695	14:34:54.194	5:44.499	8:30.341		
3	14:46:40.971	14:46:40.971	14:48:12.635	1:31.664	10:02.005		

22 Niki Leutwiler AM Niki Leutwiler / PZ OBERER ZURICKSEE by TFT
 Porsche 911 Cup MY 2018

Nr.	In Day Time	In Time	Out Time	Pit Time	T. Pit Time	Handicap	Penalty
1	14:03:27.499	14:03:27.499	14:06:43.361	3:15.862	3:15.862		
2	14:20:34.121	14:20:34.121	14:27:41.931	7:07.810	10:23.672		
3	14:36:47.963	14:36:47.963	14:43:30.426	6:42.463	17:06.135		

27 JP Mauro AM Vincenzo Sospiri Racing
 Rodolfo Toni Lamborghini Huracan Super Trofeo Evo

Nr.	In Day Time	In Time	Out Time	Pit Time	T. Pit Time	Handicap	Penalty
1	14:28:57.112	14:28:57.112	14:33:46.531	4:49.419	4:49.419		
2	14:36:26.026	14:36:26.026	14:37:17.622	51.596	5:41.015		
3	14:39:31.988	14:39:31.988	14:40:42.959	1:10.971	6:51.986		

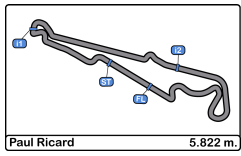
32 Fernando Fortes AM Three Sixty Racing Team
 Julio Carlos Martini Filho Mercedes AMG R

Nr.	In Day Time	In Time	Out Time	Pit Time	T. Pit Time	Handicap	Penalty
1	14:08:21.505	14:08:21.505	14:10:18.146	1:56.641	1:56.641		
2	14:28:23.128	14:28:23.128	14:31:16.202	2:53.074	4:49.715		

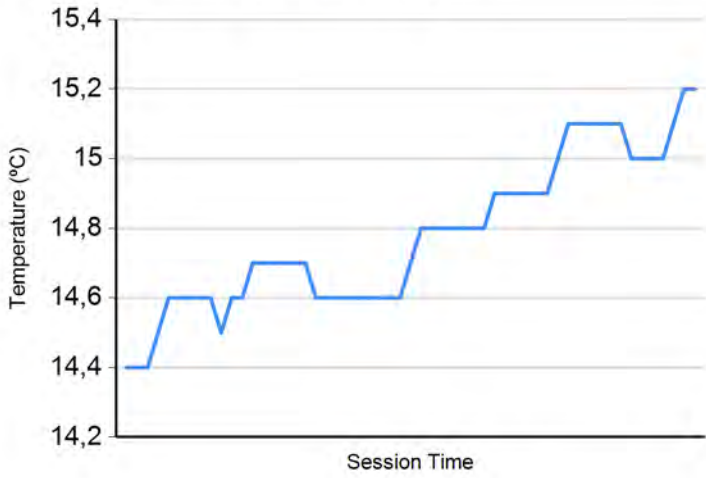
81 Lino Curti AM Tsunami RT
 Carlo Curti Porsche 991 Cup gen II MY 2018

Nr.	In Day Time	In Time	Out Time	Pit Time	T. Pit Time	Handicap	Penalty
1	14:17:34.836	14:17:34.836	14:19:51.347	2:16.511	2:16.511		
2	14:28:59.311	14:28:59.311	14:32:26.851	3:27.540	5:44.051		

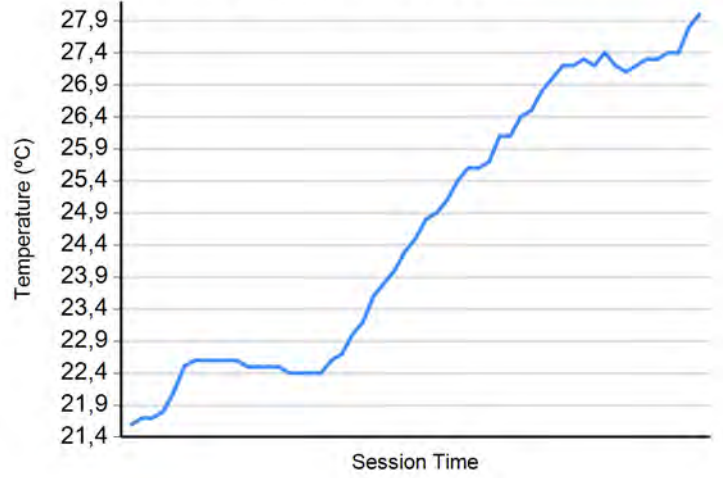




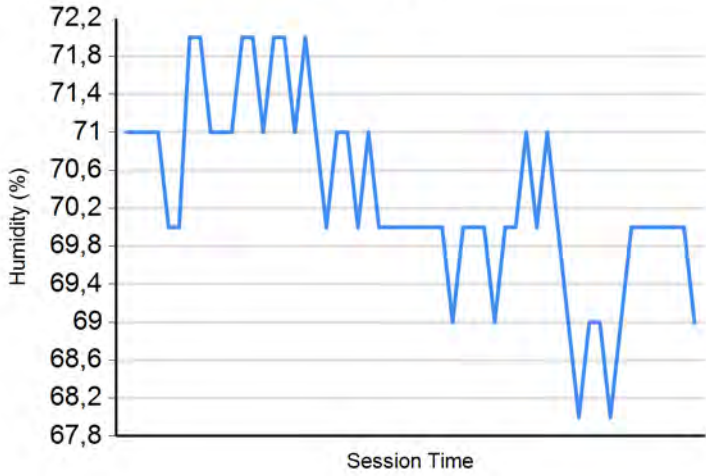
Air Temperature



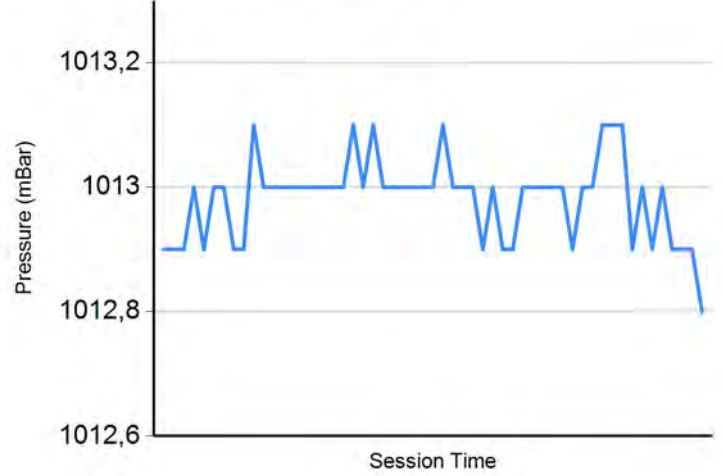
Track Temperature



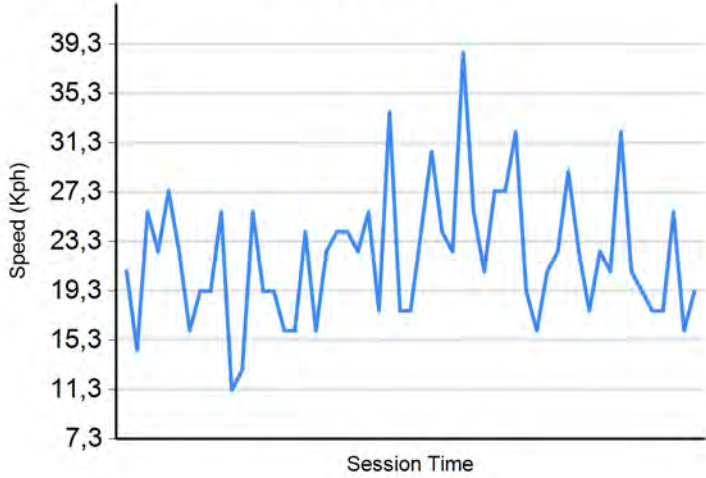
Humidity



Pressure

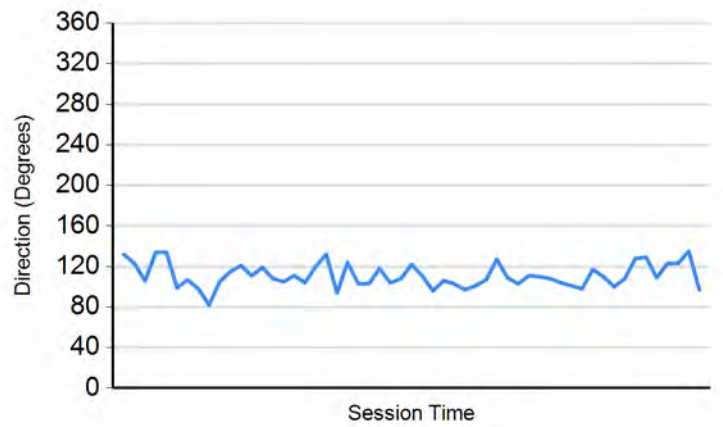


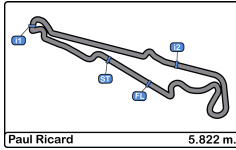
Wind Speed



Wind direction

North = 0°/360° Est = 90° South = 180° West = 270°





Paul Ricard
GT Cup Open Europe
Private test - 2
Provisional Results



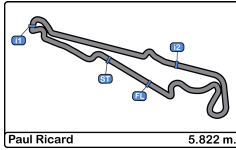
Cls	Nº	Entrant/Team	Nat	Driver 1	Nat	Driver 2	Nat	Vehicle	Cat	Cls	Laps	Best	Time	Gap	Interval	Km/h
1	18	Teo Martin Motorsport	ESP	Guillem Pujeu	ESP	Faust Salom	ESP	McLaren 570S	SILVER	1	18	8	2:10.756			160.2
2	27	Vincenzo Sospiri Racing	ITA	JP Mauro	BRA	Rodolfo Toni	BRA	Lamborghini Huracan Super Trofeo	AM	1	19	10	2:11.134	0.378	0.378	159.8
3	22	Niki Leutwiler / PZ OBERER	CHE	Niki Leutwiler	CHE			Porsche 911 Cup MY 2018	AM	2	20	11	2:11.156	0.400	0.022	159.8
4	13	Baporo Motorsport	ESP	Juame Font	ESP	Joan Vinyes	AND	Porsche 991 Cup MY 2018	AM	3	20	7	2:11.184	0.428	0.028	159.7
5	32	Three Sixty Racing Team	ESP	Fernando Fortes	BRA	Julio Carlos Martini Filho	BRA	Mercedes AMG R	AM	4	13	11	2:11.276	0.520	0.092	159.6
6	6	Vincenzo Sospiri Racing	ITA	Hans-Peter Koller	CHE	Edoardo Liberati	ITA	Lamborghini Huracan Super Trofeo	PROAM	1	19	18	2:11.310	0.554	0.034	159.6
7	2	Sports and You	PRT	Marcio Basso	BRA	Guilherme Salas	BRA	Mercedes AMG R	PROAM	2	16	13	2:11.545	0.789	0.235	159.3
8	10	Baporo Motorsport	ESP	Daniel Díaz-Varela	ESP	Manel Cerqueda	AND	Audi R8 LMS	AM	5	21	19	2:11.641	0.885	0.096	159.2
9	81	Tsunami RT	ITA	Lino Curti	ITA	Carlo Curti	ITA	Porsche 991 Cup gen II MY 2018	AM	6	23	18	2:12.558	1.802	0.917	158.1
10	7	Teo Martin Motorsport	ESP	Marc De Fulgencio	ESP	Thiago Vivacqua	BRA	McLaren 570S	SILVER	2	8	4	2:32.080	21.324	19.522	137.8

Published at:.....

Track Temp: 22.2 °C Air Temp: 14.3 °C Humidity: 67 % Track Status: DRY

Stewards:	Race Director:	Timekeeper:
-----------	----------------	-------------






Paul Ricard
GT Cup Open Europe
Private test - 2
Provisional Results by Class



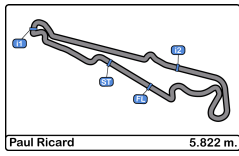
Cls	Nº	Entrant/Team	Nat	Driver 1	Nat	Status	Driver 2	Nat	Status	Vehicle	Cat	Cls	Laps	Best	Time	Gap	Interval	Km/h	
SILVER																			
1	18	Teo Martin Motorsport	ESP	Guillem Pujeu	ESP		Faust Salom	ESP		McLaren 570S	SILVER	1	18	8	2:10.756				160.2
2	7	Teo Martin Motorsport	ESP	Marc De Fulgencio	ESP		Thiago Vivacqua	BRA		McLaren 570S	SILVER	2	8	4	2:32.080	21.324	21.324		137.8
PROAM																			
1	6	Vincenzo Sospiri Racing	ITA	Hans-Peter Koller	CHE		Edoardo Liberati	ITA		Lamborghini Huracan Super Trofeo	PROAM	1	19	18	2:11.310				159.6
2	2	Sports and You	PRT	Marcio Basso	BRA		Guilherme Salas	BRA		Mercedes AMG R	PROAM	2	16	13	2:11.545	0.235	0.235		159.3
AM																			
1	27	Vincenzo Sospiri Racing	ITA	JP Mauro	BRA		Rodolfo Toni	BRA		Lamborghini Huracan Super Trofeo	AM	1	19	10	2:11.134				159.8
2	22	Niki Leutwiler / PZ OBERER	CHE	Niki Leutwiler	CHE					Porsche 911 Cup MY 2018	AM	2	20	11	2:11.156	0.022	0.022		159.8
3	13	Baporo Motorsport	ESP	Juame Font	ESP		Joan Vinyes	AND		Porsche 991 Cup MY 2018	AM	3	20	7	2:11.184	0.050	0.028		159.7
4	32	Three Sixty Racing Team	ESP	Fernando Fortes	BRA		Julio Carlos Martini Filho	BRA		Mercedes AMG R	AM	4	13	11	2:11.276	0.142	0.092		159.6
5	10	Baporo Motorsport	ESP	Daniel Díaz-Varela	ESP		Manel Cerqueda	AND		Audi R8 LMS	AM	5	21	19	2:11.641	0.507	0.365		159.2
6	81	Tsunami RT	ITA	Lino Curti	ITA		Carlo Curti	ITA		Porsche 991 Cup gen II MY 2018	AM	6	23	18	2:12.558	1.424	0.917		158.1

Published at:.....

Track Temp: 22.2 °C Air Temp: 14.3 °C Humidity: 67 % Track Status: DRY

Stewards:	Race Director:	Timekeeper: 
------------------	-----------------------	--



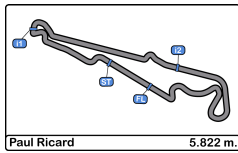


Paul Ricard
GT Cup Open Europe
Private test - 2
Lap Analysis



2							10								
1 Marcio Basso Mercedes AMG R							1 Daniel Díaz-Varela Audi R8 LMS								
PROAM 2 Guilherme Salas							Sports and You AM 2 Manel Cerqueda Baporo Motorsport								
Lap	D	Time	Sector 1	Sector 2	Sector 3	T. Spd	Elapsed	Lap	D	Time	Sector 1	Sector 2	Sector 3	T. Spd	Elapsed
1		17:06:02.431	17:04:13.681	49.020	59.730		17:06:02.431	1		17:03:08.420	17:01:20.571	47.086	1:00.763		17:03:08.420
2		2:11.858	36.002	39.821	56.035	238.4	17:08:14.289	2		2:17.416	38.860	41.121	57.435	236.8	17:05:25.836
3		2:12.078	37.299	39.386	55.393	238.9	17:10:26.367	3		2:14.591	37.432	40.202	56.957	237.3	17:07:40.427
4		2:12.136	35.710	39.446	56.980	241.0	17:12:38.503	4		2:13.916	36.570	40.094	57.252	237.3	17:09:54.343
5		5:18.579 P	36.145	40.240	4:02.194	241.6	17:17:57.082	5		2:24.140 P	36.828	40.087	1:07.225	237.3	17:12:18.483
6		2:38.565	57.404	41.770	59.391		17:20:35.647	6		4:22.364	2:45.053	40.368	56.943		17:16:40.847
7		2:13.868	36.547	39.533	57.788	244.3	17:22:49.515	7		2:14.381	36.745	39.958	57.678	236.8	17:18:55.228
8		2:12.702	35.972	39.809	56.921	244.8	17:25:02.217	8		2:13.399	36.647	39.884	56.868	236.3	17:21:08.627
9		2:12.245	36.089	39.309	56.847	245.4	17:27:14.462	9		2:13.123	36.433	39.921	56.769	237.3	17:23:21.750
10		2:11.992	36.066	39.128	56.798	244.8	17:29:26.454	10		2:35.192 P	38.527	47.685	1:08.980	237.8	17:25:56.942
11		9:59.064 P	36.226	39.351	8:43.487	244.8	17:39:25.518	11		5:21.167	3:35.636	45.950	59.581		17:31:18.109
12		2:39.928	54.356	46.556	59.016		17:42:05.446	12		2:16.188	37.341	41.409	57.438	236.3	17:33:34.297
13		2:11.545	36.025	39.171	56.349	244.8	17:44:16.991	13		2:13.408	36.591	39.913	56.904	237.8	17:35:47.705
14		2:12.275	36.066	39.312	56.897	245.4	17:46:29.266	14		2:13.401	36.904	39.768	56.729	237.3	17:38:01.106
15		5:21.862 P	36.129	39.392	4:06.341	246.0	17:51:51.128	15		2:12.963	36.796	39.862	56.305	237.8	17:40:14.069
16		2:24.489	51.149	38.546	54.794		17:54:15.617	16		2:20.316 P	36.482	39.818	1:04.016	238.4	17:42:34.385
17			37.192	42.670		247.1		17		4:15.856	2:35.161	41.994	58.701		17:46:50.241
6							18								
1 Hans-Peter Koller Lamborghini Huracan Super Trofeo Evo							18 2:12.681								
PROAM 2 Edoardo Liberati Vincenzo Sospiri Racing							19 2:11.641								
							20 2:11.986								
							21 2:36.924 P								
Lap	D	Time	Sector 1	Sector 2	Sector 3	T. Spd	Elapsed	Lap	D	Time	Sector 1	Sector 2	Sector 3	T. Spd	Elapsed
1		17:05:46.570	17:03:52.650	50.558	1:03.362		17:05:46.570	1		17:03:46.864	17:01:47.624	53.167	1:06.073		17:03:46.864
2		2:17.669	37.953	41.567	58.149	239.4	17:08:04.239	2		2:32.861	42.399	48.659	1:01.803	201.1	17:06:19.725
3		2:14.241	36.907	40.312	57.022	238.9	17:10:18.480	3		2:37.979 P	40.301	46.543	1:11.135	223.6	17:08:57.704
4		2:14.918	37.084	40.355	57.479	227.8	17:12:33.398	4		4:28.937	2:45.941	43.614	59.382		17:13:26.641
5		2:15.684	37.037	40.517	58.130	234.7	17:14:49.082	5		2:12.887	36.736	39.943	56.208	235.2	17:15:39.528
6		2:23.070 P	37.599	41.107	1:04.364	238.9	17:17:12.152	6		2:11.953	36.355	39.874	55.724	235.8	17:17:51.481
7		5:25.273	3:45.896	40.875	58.502		17:22:37.425	7		2:11.184	35.912	39.636	55.636	236.8	17:20:02.665
8		2:14.221	36.752	40.627	56.842	237.8	17:24:51.646	8		2:28.292 P	39.495	45.258	1:03.539	236.8	17:22:30.957
9		2:13.541	36.642	40.143	56.756	242.1	17:27:05.187	9		5:58.723	4:22.682	39.725	56.316		17:28:29.680
10		2:12.142	36.190	39.831	56.121	243.2	17:29:17.329	10		2:11.283	36.116	39.729	55.438	236.8	17:30:40.963
11		2:19.188 P	36.373	39.754	1:03.061	240.5	17:31:36.517	11		2:31.150 P	38.656	47.414	1:05.080	237.8	17:33:12.113
12		9:14.931	7:19.516	51.635	1:03.780		17:40:51.448	12		5:12.717	3:34.984	40.696	57.037		17:38:24.830
13		2:16.054	38.807	41.059	56.188	241.0	17:43:07.502	13		2:13.679	36.954	40.151	56.574	236.3	17:40:38.509
14		2:11.934	36.447	39.535	55.952	243.7	17:45:19.436	14		2:13.387	36.513	40.426	56.448	237.3	17:42:51.896
15		2:11.648	35.997	39.395	56.256	237.8	17:47:31.084	15		2:13.560	36.518	40.670	56.372	238.4	17:45:05.456
16		2:12.687	36.170	39.598	56.919	243.7	17:49:43.771	16		2:12.696	36.361	40.124	56.211	236.8	17:47:18.152
17		2:11.602	36.133	39.523	55.946	245.4	17:51:55.373	17		2:13.060	36.280	40.268	56.512	237.3	17:49:31.212
18		2:11.310	35.952	39.210	56.148	238.9	17:54:06.683	18		2:12.849	36.412	40.091	56.346	236.3	17:51:44.061
19		2:20.510 P	35.935	39.588	1:04.987	238.9	17:56:27.193	19		2:12.951	36.375	40.172	56.404	237.3	17:53:57.012
7							20								
1 Marc De Fulgencio McLaren 570S							20 2:46.679 P								
SILVER 2 Thiago Vivacqua Teo Martin Motorsport															
Lap	D	Time	Sector 1	Sector 2	Sector 3	T. Spd	Elapsed	Lap	D	Time	Sector 1	Sector 2	Sector 3	T. Spd	Elapsed
1		17:04:24.092	17:01:43.436	1:17.727	1:22.929		17:04:24.092								
2		3:02.905	51.627	57.316	1:13.962	97.8	17:07:26.997								
3		2:42.494	46.143	51.272	1:05.079	123.9	17:10:09.491								
4		2:32.080	41.505	47.125	1:03.450	189.8	17:12:41.571								
5		2:50.625 P	45.563	49.547	1:15.515	134.8	17:15:32.196								
6		35:12.775	32:55.679	1:00.643	1:16.453		17:50:44.971								
7		2:38.158	48.189	48.193	1:01.776	143.2	17:53:23.129								
8		2:41.142 P	38.995	47.550	1:14.597	245.4	17:56:04.271								





Paul Ricard
GT Cup Open Europe
Private test - 2
Lap Analysis



18

1 Guillem Pujeu

McLaren 570S

27

1 JP Mauro

Lamborghini Huracan Super Trofeo
Evo

SILVER

2 Faust Salom

Teo Martin Motorsport

AM

2 Rodolfo Toni

Vincenzo Sospiri Racing

Lap	D	Time	Sector 1	Sector 2	Sector 3	T. Spd	Elapsed	Lap	D	Time	Sector 1	Sector 2	Sector 3	T. Spd	Elapsed
1		17:04:49.418	17:01:51.749	1:22.432	1:35.237		17:04:49.418	1		17:04:53.090	17:03:06.177	45.824	1:01.089		17:04:53.090
2		2:49.221	49.524	53.791	1:05.906	137.4	17:07:38.639	2		2:19.124	38.744	41.918	58.462	236.3	17:07:12.214
3		2:37.554	44.311	48.759	1:04.484	164.6	17:10:16.193	3		2:14.322	36.885	40.573	56.864	237.8	17:09:26.536
4		2:33.385	43.106	48.561	1:01.718	163.6	17:12:49.578	4		2:14.058	36.405	40.387	57.266	236.8	17:11:40.594
5		2:45.198	P 42.731	48.164	1:14.303	171.1	17:15:34.776	5		3:19.739	36.382	40.024	2:03.333	238.9	17:15:00.333
6		5:32.611	3:44.969	46.254	1:01.388		17:21:07.387	6		2:12.967	36.554	40.232	56.181	237.3	17:17:13.300
7		2:10.868	35.947	39.321	55.600	246.5	17:23:18.255	7		2:11.925	35.680	39.558	56.687	241.6	17:19:25.225
8		2:10.756	35.409	39.551	55.796	248.2	17:25:29.011	8		2:19.432	P 36.810	40.297	1:02.325	238.4	17:21:44.657
9		2:10.925	35.668	39.451	55.806	248.2	17:27:39.936	9		3:56.351	2:21.687	39.531	55.133	140.2	17:25:41.008
10		2:21.645	P 35.632	39.655	1:06.358	247.1	17:30:01.581	10		2:11.134	35.778	39.278	56.078	243.2	17:27:52.142
11		5:18.526	3:41.281	39.970	57.275		17:35:20.107	11		2:18.523	P 36.850	39.803	1:01.870	242.1	17:30:10.665
12		2:12.621	36.057	39.804	56.760	247.1	17:37:32.728	12		7:57.479	6:15.005	42.661	59.813		17:38:08.144
13		2:14.583	36.780	40.571	57.232	246.5	17:39:47.311	13		2:15.442	37.634	40.221	57.587	241.0	17:40:23.586
14		2:12.660	36.254	39.883	56.523	246.5	17:41:59.971	14		2:14.011	37.268	40.006	56.737	240.5	17:42:37.597
15		2:12.817	35.977	39.857	56.983	247.1	17:44:12.788	15		2:11.715	36.378	39.237	56.100	241.6	17:44:49.312
16		2:12.279	35.937	39.752	56.590	247.1	17:46:25.067	16		2:11.341	35.891	39.564	55.886	242.6	17:47:00.653
17		2:33.358	P 36.122	41.397	1:15.839	246.5	17:48:58.425	17		2:11.281	36.236	39.456	55.589	243.7	17:49:11.934
18		7:16.222	P 5:32.451	39.353	1:04.418		17:56:14.647	18		2:11.184	35.771	39.327	56.086	243.7	17:51:23.118

22

1 Niki Leutwiler

Porsche 911 Cup MY 2018

32

1 Fernando Fortes

Mercedes AMG R

AM

2

Niki Leutwiler / PZ OBERER
ZURICKSEE by TFT

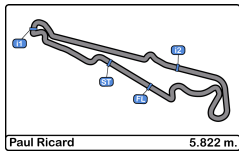
AM

2 Julio Carlos Martini Filho

Three Sixty Racing Team

Lap	D	Time	Sector 1	Sector 2	Sector 3	T. Spd	Elapsed	Lap	D	Time	Sector 1	Sector 2	Sector 3	T. Spd	Elapsed
1		17:03:03.196	17:01:18.197	46.413	58.586		17:03:03.196	1		17:25:14.035	17:23:12.209	51.221	1:10.605		17:25:14.035
2		2:15.415	38.208	41.081	56.126	223.1	17:05:18.611	2		2:33.239	42.821	45.147	1:05.271	215.1	17:27:47.274
3		2:13.487	36.688	39.769	57.030	235.8	17:07:32.098	3		2:28.930	39.330	46.025	1:03.575	239.4	17:30:16.204
4		2:12.233	36.099	40.153	55.981	236.8	17:09:44.331	4		2:15.373	37.125	40.923	57.325	240.0	17:32:31.577
5		2:11.755	36.060	39.966	55.729	236.8	17:11:56.086	5		2:14.289	37.267	40.132	56.890	241.0	17:34:45.866
6		2:12.659	36.134	39.767	56.758	237.3	17:14:08.745	6		4:07.770	P 37.001	2:18.660	1:12.109	241.6	17:38:53.636
7		2:12.598	36.415	40.210	55.973	237.3	17:16:21.343	7		4:41.915	3:04.251	40.671	56.993		17:43:35.551
8		2:11.860	35.944	39.750	56.166	237.8	17:18:33.203	8		2:11.923	36.450	39.495	55.978	240.0	17:45:47.474
9		2:20.133	P 36.591	39.606	1:03.936	236.3	17:20:53.336	9		2:11.311	36.127	39.503	55.681		17:47:58.785
10		7:04.968	5:29.668	39.790	55.510		17:27:58.304	10		2:18.004	36.405	39.858	1:01.741		17:50:16.789
11		2:11.156	35.917	39.781	55.458	238.4	17:30:09.460	11		2:11.276	35.804	39.488	55.984		17:52:28.065
12		2:11.309	35.911	39.797	55.601	237.3	17:32:20.769	12		2:11.394	36.194	39.501	55.699		17:54:39.459
13		2:17.954	P 35.857	39.645	1:02.452	237.8	17:34:38.723	13		2:52.071	P 38.104	54.833	1:19.134	238.4	17:57:31.530
14		5:54.348	4:18.377	40.438	55.533		17:40:33.071								
15		2:15.535	36.996	39.457	59.082	237.8	17:42:48.606								
16		2:20.017	P 37.380	39.694	1:02.943	234.2	17:45:08.623								
17		4:54.074	3:18.086	39.970	56.018		17:50:02.697								
18		2:11.566	36.335	39.435	55.796	237.3	17:52:14.263								
19		2:11.268	36.030	39.547	55.691	237.8	17:54:25.531								
20		2:27.949	P 36.531	42.628	1:08.790	238.9	17:56:53.480								





Paul Ricard
GT Cup Open Europe
Private test - 2
Lap Analysis

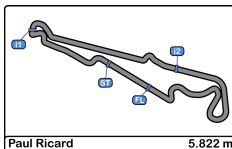


81 1 Lino Curti Porsche 991 Cup gen II MY 2018

AM 2 Carlo Curti Tsunami RT

Lap	D	Time	Sector 1	Sector 2	Sector 3	T. Spd	Elapsed
1		17:03:38.451	17:01:23.056	57.894	1:17.501		17:03:38.451
2		2:18.040	38.718	41.573	57.749	233.7	17:05:56.491
3		2:13.419	36.636	40.496	56.287	235.2	17:08:09.910
4		2:14.262	37.544	40.170	56.548	234.7	17:10:24.172
5		2:13.519	36.703	40.116	56.700	235.2	17:12:37.691
6		2:12.642	36.391	40.262	55.989	236.3	17:14:50.333
7		2:15.737	36.649	41.309	57.779	235.8	17:17:06.070
8		2:29.508	36.470	39.930	1:13.108	236.3	17:19:35.578
9		2:12.893	36.557	40.393	55.943	235.2	17:21:48.471
10		2:13.180	36.222	40.367	56.591	236.3	17:24:01.651
11		2:12.568	36.423	40.041	56.104	236.3	17:26:14.219
12		2:23.214 P	37.479	40.727	1:05.008	236.3	17:28:37.433
13		4:38.974	3:00.798	40.658	57.518		17:33:16.407
14		2:12.832	36.802	39.898	56.132	236.8	17:35:29.239
15		2:13.863	36.794	40.301	56.768	236.8	17:37:43.102
16		2:15.875	37.208	40.537	58.130	236.3	17:39:58.977
17		2:14.886	36.586	39.898	58.402	236.8	17:42:13.863
18		2:12.558	36.233	40.032	56.293	237.3	17:44:26.421
19		2:13.531	36.553	40.113	56.865	236.8	17:46:39.952
20		2:12.831	36.351	39.962	56.518	236.8	17:48:52.783
21		2:12.864	36.505	40.006	56.353	236.3	17:51:05.647
22		2:12.874	36.238	39.932	56.704	236.3	17:53:18.521
23		2:34.659 P	37.370	42.440	1:14.849	236.8	17:55:53.180



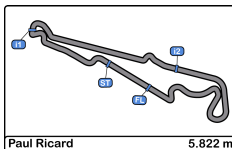


Paul Ricard
GT Cup Open Europe
Private test - 2
Best Sectors Results



Sector - 1				Sector - 2				Sector - 3				Ideal Lap vs Best Lap					
Clas	Nº	Driver	Time	Nº	Driver	Time	Nº	Driver	Time	Clas	Nº	Driver	Ideal Lap	Best Lap	Clas		
1	18	Pujeu - Salom	35.409	2	Basso - Salas	38.546	2	Basso - Salas	54.794	1	2	Basso - Salas	2:09.050	2:11.545	7		
2	27	Mauro - Toni	35.680	6	Koller - Liberati	39.210	27	Mauro - Toni	55.133	2	27	Mauro - Toni	2:10.050	2:11.134	2		
3	2	Basso - Salas	35.710	27	Mauro - Toni	39.237	13	Font - Vinyes	55.438	3	18	Pujeu - Salom	2:10.330	2:10.756	1		
4	32	Fortes - Carlos Martini Filho	35.804	18	Pujeu - Salom	39.321	22	Niki Leutwiler	55.458	4	22	Niki Leutwiler	2:10.750	2:11.156	3		
5	22	Niki Leutwiler	35.857	22	Niki Leutwiler	39.435	18	Pujeu - Salom	55.600	5	32	Fortes - Carlos Martini Filho	2:10.973	2:11.276	5		
6	13	Font - Vinyes	35.912	10	Díaz-Varela - Cerqueda	39.449	32	Fortes - Carlos Martini Filho	55.681	6	13	Font - Vinyes	2:10.986	2:11.184	4		
7	6	Koller - Liberati	35.935	32	Fortes - Carlos Martini Filho	39.488	10	Díaz-Varela - Cerqueda	55.887	7	6	Koller - Liberati	2:11.091	2:11.310	6		
8	81	Curti - Curti	36.222	13	Font - Vinyes	39.636	81	Curti - Curti	55.943	8	10	Díaz-Varela - Cerqueda	2:11.641	2:11.641	8		
9	10	Díaz-Varela - Cerqueda	36.305	81	Curti - Curti	39.898	6	Koller - Liberati	55.946	9	81	Curti - Curti	2:12.063	2:12.558	9		
10	7	De Fulgencio - Vivacqua	38.995	7	De Fulgencio - Vivacqua	47.125	7	De Fulgencio - Vivacqua	1:01.776	10	7	De Fulgencio - Vivacqua	2:27.896	2:32.080	10		



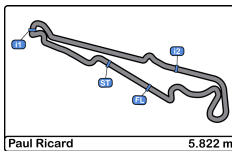


Paul Ricard
GT Cup Open Europe
Private test - 2
Best 5 Lap Times



Cl	N°	Entrant/Team	Nat	Driver 1	Nat	Status	Driver 2	Nat	Status	Vehicle	Cat	Cl	Best 1		Best 2		Best 3		Best 4		Best 5	
													Time	Lap	Time	Lap	Time	Lap	Time	Lap	Time	Lap
1	18	Teo Martin Motorsport	ESP	Guillem Pujeu	ESP	ESP	Faust Salom	ESP	ESP	McLaren 570S	SILVER	1	2:10.756	8	2:10.868	7	2:10.925	9	2:12.279	16	2:12.621	12
2	27	Vincenzo Sospiri Racing	ITA	JP Mauro	BRA	BRA	Rodolfo Toni	BRA	BRA	Lamborghini Huracan Super	AM	1	2:11.134	10	2:11.184	18	2:11.281	17	2:11.341	16	2:11.715	15
3	22	Niki Leutwiler / PZ OBERER	SWE	Niki Leutwiler	SWE	SWE		SWE	SWE	Porsche 911 Cup MY 201	AM	2	2:11.156	11	2:11.268	19	2:11.309	12	2:11.566	18	2:11.755	5
4	13	Baporo Motorsport	ESP	Juame Font	ESP	ESP	Joan Vinyes	AND	AND	Porsche 991 Cup MY 201	AM	3	2:11.184	7	2:11.283	10	2:11.953	6	2:12.696	16	2:12.849	18
5	32	Three Sixty Racing Team	ESP	Fernando Fortes	BRA	BRA	Julio Carlos Martini Filho	BRA	BRA	Mercedes AMG R	AM	4	2:11.276	11	2:11.311	9	2:11.394	12	2:11.923	8	2:14.289	5
6	6	Vincenzo Sospiri Racing	ITA	Hans-Peter Koller	SWE	SWE	Edoardo Liberati	ITA	ITA	Lamborghini Huracan Super	PROAM	1	2:11.310	18	2:11.602	17	2:11.648	15	2:11.934	14	2:12.142	10
7	2	Sports and You	PRT	Marcio Basso	BRA	BRA	Guilherme Salas	BRA	BRA	Mercedes AMG R	PROAM	2	2:11.545	13	2:11.858	2	2:11.992	10	2:12.078	3	2:12.136	4
8	10	Baporo Motorsport	ESP	Daniel Díaz-Varela	ESP	ESP	Manel Cerqueda	AND	AND	Audi R8 LMS	AM	5	2:11.641	19	2:11.986	20	2:12.681	18	2:12.963	15	2:13.123	9
9	81	Tsunami RT	ITA	Lino Curti	ITA	ITA	Carlo Curti	ITA	ITA	Porsche 991 Cup gen II MY	AM	6	2:12.558	18	2:12.568	11	2:12.642	6	2:12.831	20	2:12.832	14
10	7	Teo Martin Motorsport	ESP	Marc De Fulgencio	ESP	ESP	Thiago Vivacqua	BRA	BRA	McLaren 570S	SILVER	2	2:32.080	4	2:38.158	7	2:41.142	8	2:42.494	3	2:50.625	5





Paul Ricard
GT Cup Open Europe
Private test - 2
Best 5 Top Speeds



Cl	Nº	Entrant/Team	Nat	Driver 1	Nat	Status	Driver 2	Nat	Status	Vehicle	Cat	Cl	Top 1		Top 2		Top 3		Top 4		Top 5		Avg
													Km/h	Lap	Km/h	Lap	Km/h	Lap	Km/h	Lap	Km/h	Lap	
1	18	Teo Martin Motorsport	ESP	Guillem Pujeu	ESP		Faust Salom	ESP		McLaren 570S	SILVER	1	248.2	8	248.2	9	247.1	10	247.1	12	247.1	15	247.5
2	2	Sports and You	PER	Marcio Basso	BRA		Guilherme Salas	BRA		Mercedes AMG R	PROAM	1	247.1	17	246.0	15	245.4	9	245.4	14	244.8	8	245.7
3	6	Vincenzo Sospiri Racing	ITA	Hans-Peter Koller	CHE		Edoardo Liberati	ITA		Lamborghini Huracan Super	PROAM	2	245.4	17	243.7	14	243.7	16	243.2	10	242.1	9	243.6
4	7	Teo Martin Motorsport	ESP	Marc De Fulgencio	ESP		Thiago Vivacqua	BRA		McLaren 570S	SILVER	2	245.4	8	189.8	4	143.2	7	134.8	5	123.9	3	167.4
5	27	Vincenzo Sospiri Racing	ITA	JP Mauro	BRA		Rodolfo Toni	BRA		Lamborghini Huracan Super	AM	1	243.7	17	243.7	18	243.2	10	242.6	16	242.1	11	243.1
6	32	Three Sixty Racing Team	ESP	Fernando Fortes	BRA		Julio Carlos Martini Filho	BRA		Mercedes AMG R	AM	2	241.6	6	241.0	5	240.0	4	240.0	8	239.4	3	240.4
7	10	Baporo Motorsport	ESP	Daniel Díaz-Varela	ESP		Manel Cerqueda	AND		Audi R8 LMS	AM	3	238.9	18	238.9	20	238.4	16	238.4	19	237.8	10	238.5
8	22	Niki Leutwiler / PZ OBERER	CHE	Niki Leutwiler	CHE					Porsche 911 Cup MY 201	AM	4	238.9	20	238.4	11	237.8	8	237.8	13	237.8	15	238.2
9	13	Baporo Motorsport	ESP	Juame Font	ESP		Joan Vinyes	AND		Porsche 991 Cup MY 201	AM	5	238.4	15	237.8	11	237.3	14	237.3	17	237.3	19	237.6
10	81	Tsunami RT	ITA	Lino Curti	ITA		Carlo Curti	ITA		Porsche 991 Cup gen II MY	AM	6	237.3	18	236.8	14	236.8	15	236.8	17	236.8	19	236.9



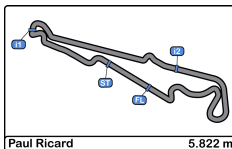


Paul Ricard
GT Cup Open Europe
Private test - 2
Fastest Laps Sequence



Lap	Time of Day	Session Time	Nº	Entrant/Team	Nat	Driver 1	Nat	Status	Driver 2	Nat	Status	Vehicle	Cat	Time	Km/h
2	17:05:18.611	5:18.611	22	Niki Leutwiler / PZ OBERER		Niki Leutwiler						Porsche 911 Cup MY 2018	AM	2:15.415	154.7
3	17:07:32.098	7:32.098	22	Niki Leutwiler / PZ OBERER		Niki Leutwiler						Porsche 911 Cup MY 2018	AM	2:13.487	157.0
3	17:08:09.910	8:09.910	81	Tsunami RT		Lino Curti			Carlo Curti			Porsche 991 Cup gen II	AM	2:13.419	157.0
2	17:08:14.289	8:14.289	2	Sports and You		Marcio Basso			Guilherme Salas			Mercedes AMG R	PROAM	2:11.858	158.9
5	17:11:56.086	11:56.086	22	Niki Leutwiler / PZ OBERER		Niki Leutwiler						Porsche 911 Cup MY 2018	AM	2:11.755	159.0
7	17:20:02.665	20:02.665	13	Baporo Motorsport		Juame Font			Joan Vinyes			Porsche 991 Cup MY 2018	AM	2:11.184	159.7
7	17:23:18.255	23:18.255	18	Teo Martin Motorsport		Guillem Pujeu			Faust Salom			McLaren 570S	SILVER	2:10.868	160.1
8	17:25:29.011	25:29.011	18	Teo Martin Motorsport		Guillem Pujeu			Faust Salom			McLaren 570S	SILVER	2:10.756	160.2



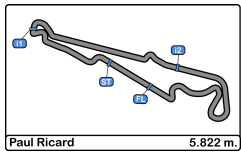


Paul Ricard
GT Cup Open Europe
Private test - 2
Event Best Maximum Speed



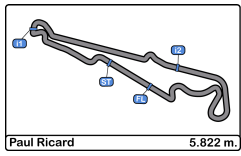
Nº	Entrant/Team	Nat	Driver 1	Nat	Status	Driver 2	Nat	Status	Vehicle	Cat	Km/h	Session
6	Vincenzo Sospiri Racing	ITA	Hans-Peter Koller	CHE		Edoardo Liberati	ITA		Lamborghini Huracan	PROAM	251.1	Private test - 1
18	Teo Martin Motorsport	ESP	Guillem Pujeu	ESP		Faust Salom	ESP		McLaren 570S	SILVER	250.5	Private test - 1
7	Teo Martin Motorsport	ESP	Marc De Fulgencio	ESP		Thiago Vivacqua	BRA		McLaren 570S	SILVER	250.5	Private test - 1
27	Vincenzo Sospiri Racing	ITA	JP Mauro	BRA		Rodolfo Toni	BRA		Lamborghini Huracan	AM	247.7	Private test - 1
2	Sports and You	PRT	Marcio Basso	BRA		Guilherme Salas	BRA		Mercedes AMG R	PROAM	247.1	Private test - 1
32	Three Sixty Racing Team	ESP	Fernando Fortes	BRA		Julio Carlos Martini Filho	BRA		Mercedes AMG R	AM	243.7	Private test - 1
10	Baporo Motorsport	ESP	Daniel Díaz-Varela	ESP		Manel Cerqueda	AND		Audi R8 LMS	AM	240.0	Private test - 1
13	Baporo Motorsport	ESP	Juame Font	ESP		Joan Vinyes	AND		Porsche 991 Cup MY 2018	AM	238.9	Private test - 1
22	Niki Leutwiler / PZ OBERER	CHE	Niki Leutwiler	CHE					Porsche 911 Cup MY 2018	AM	238.9	Private test - 1
81	Tsunami RT	ITA	Lino Curti	ITA		Carlo Curti	ITA		Porsche 991 Cup gen II	AM	237.3	Private test - 1



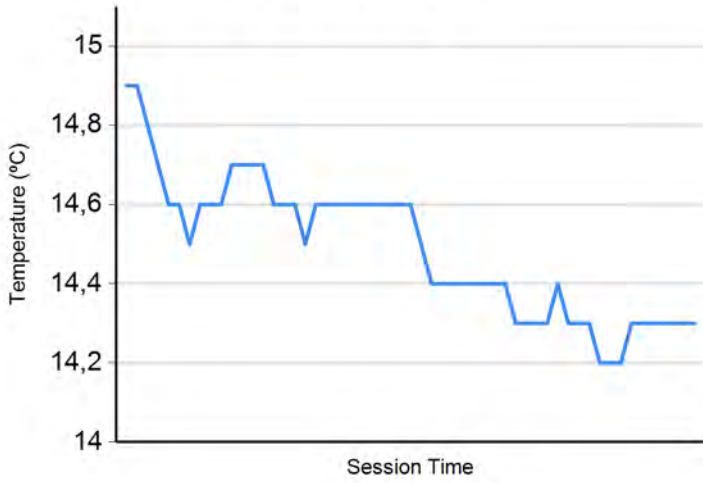


Paul Ricard
GT Cup Open Europe
Private test - 2
Pit Stop Analysis

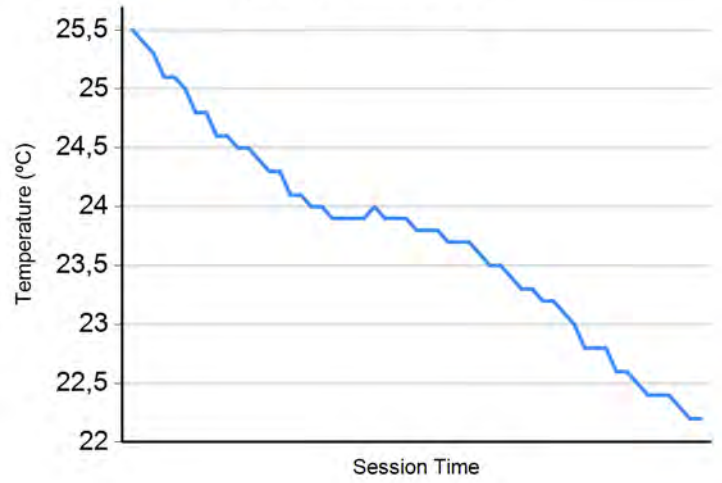




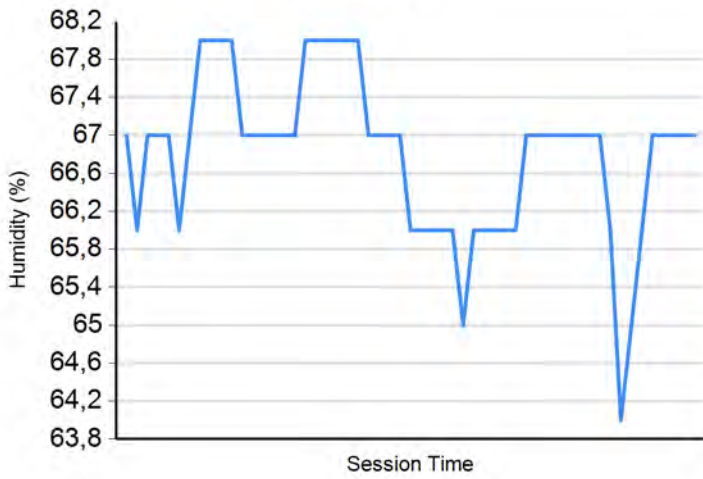
Air Temperature



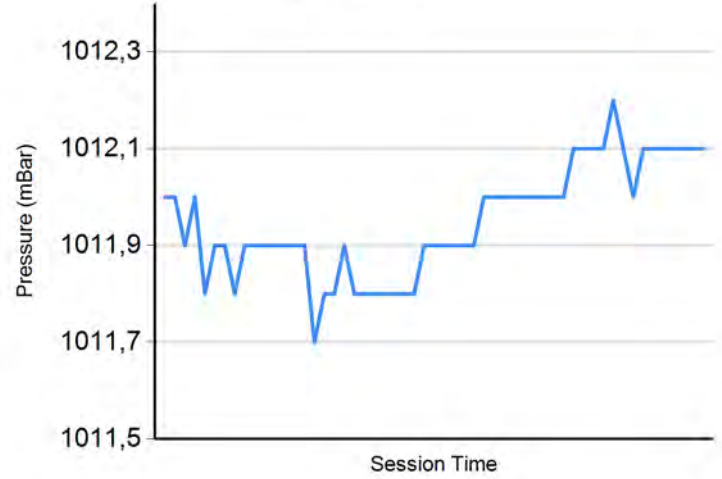
Track Temperature



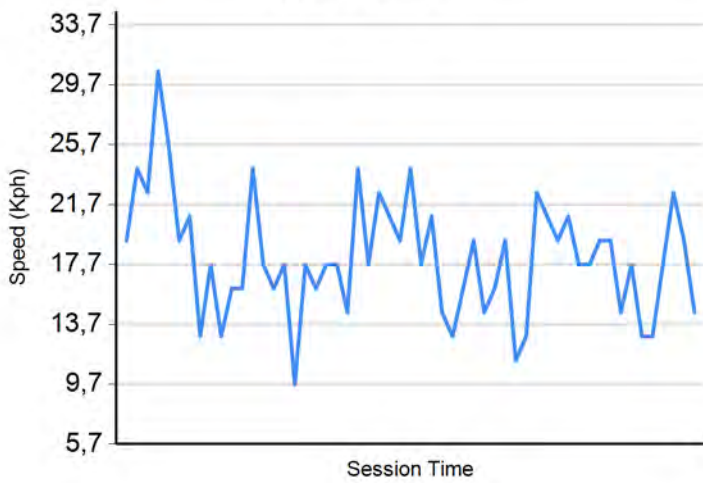
Humidity



Pressure

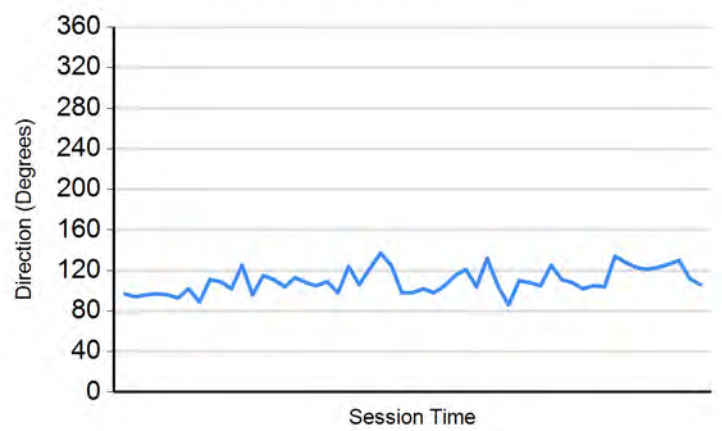


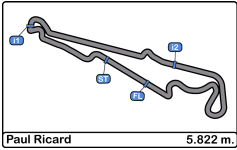
Wind Speed



Wind direction

North = 0°/360° Est = 90° South = 180° West = 270°






Paul Ricard
GT Cup Open Europe
Free Practice - 1
Provisional Results



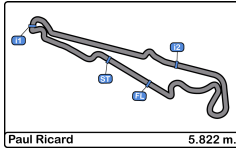
Cls	Nº	Entrant/Team	Nat	Driver 1	Nat	Driver 2	Nat	Vehicle	Cat	Cls	Laps	Best	Time	Gap	Interval	Km/h
1	11	Duell Race	ITA	Eugenio Pisani	ITA	Michele Merendino	ITA	Porsche 991 Cup MY 2018	PROAM	1	16	14	2:10.402			160.7
2	22	Niki Leutwiler / PZ OBERER	CHE	Niki Leutwiler	CHE			Porsche 911 Cup MY 2018	AM	1	9	8	2:11.147	0.745	0.745	159.8
3	7	Teo Martin Motorsport	ESP	Marc De Fulgencio	ESP	Thiago Vivacqua	BRA	McLaren 570S	SILVER	1	14	11	2:11.692	1.290	0.545	159.1
4	10	Baporo Motorsport	ESP	Daniel Díaz-Varela	ESP	Manel Cerqueda	AND	Audi R8 LMS	AM	2	13	6	2:11.760	1.358	0.068	159.0
5	18	Teo Martin Motorsport	ESP	Guillem Pujeu	ESP	Faust Salom	ESP	McLaren 570S	SILVER	2	13	11	2:11.775	1.373	0.015	159.0
6	12	Antonelli MotorSport	ITA	Glauco Solieri	ITA			Lamborghini Huracan Super Trofeo	AM	3	15	14	2:11.844	1.442	0.069	158.9
7	37	EMG Motorsport	BEL	John De Wilde	BEL			Porsche 991 Cup MY 2018	AM	4	8	4	2:11.940	1.538	0.096	158.8
8	13	Baporo Motorsport	ESP	Juame Font	ESP	Joan Vinyes	AND	Porsche 991 Cup MY 2018	AM	5	13	12	2:12.502	2.100	0.562	158.1
9	81	Tsunami RT	ITA	Lino Curti	ITA	Carlo Curti	ITA	Porsche 991 Cup gen II MY 2018			15	8	2:12.589	2.187	0.087	158.0
10	3	EMG Motorsport	BEL	Nicolas Vandierendonck	BEL	Filip Teunkens	BEL	Porsche 991 Cup MY 2018	AM	6	12	5	2:12.824	2.422	0.235	157.7
11	34	Martinet By Almeras	FRA	Cédric Mezard	FRA	Steeve Hiesse	FRA	Porsche 991 Cup gen II MY 2018	PROAM	2	16	7	2:12.943	2.541	0.119	157.6
12	15	Duell Race	ITA	Fernando Navarrete	ESP	Fernando Navarrete Jr.	ESP	Porsche 991 Cup MY 2018			15	9	2:13.050	2.648	0.107	157.5
13	32	Three Sixty Racing Team	ESP	Fernando Fortes	BRA	Julio Carlos Martini Filho	BRA	Mercedes AMG R	AM	7	14	5	2:13.335	2.933	0.285	157.1
14	71	Porsche Almeras	FRA	Pierre Martinet	FRA	Gérard Tremblay	FRA	Porsche 991 Cup MY2017	AM	8	17	8	2:18.298	7.896	4.963	151.5

Published at:.....

Track Temp: 26.2 °C Air Temp: 15.3 °C Humidity: 53 % Track Status: DRY

Stewards:	Race Director:	Timekeeper: 
------------------	-----------------------	--





Paul Ricard
GT Cup Open Europe
Free Practice - 1
Provisional Results by Class



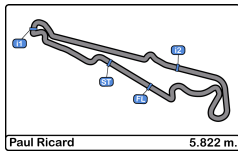
Cls	Nº	Entrant/Team	Nat	Driver 1	Nat	Status	Driver 2	Nat	Status	Vehicle	Cat	Cls	Laps	Best	Time	Gap	Interval	Km/h	
SILVER																			
1	7	Teo Martin Motorsport	ESP	Marc De Fulgencio	ESP		Thiago Vivacqua	BRA		McLaren 570S	SILVER	1	14	11	2:11.692			159.1	
2	18	Teo Martin Motorsport	ESP	Guillem Pujeu	ESP		Faust Salom	ESP		McLaren 570S	SILVER	2	13	11	2:11.775	0.083	0.083	159.0	
PROAM																			
1	11	Duell Race	ITA	Eugenio Pisani	ITA		Michele Merendino	ITA		Porsche 991 Cup MY 2018	PROAM	1	16	14	2:10.402			160.7	
2	34	Martinet By Almeras	FRA	Cédric Mezard	FRA		Steeve Hiesse	FRA		Porsche 991 Cup gen II MY 2018	PROAM	2	16	7	2:12.943	2.541	2.541	157.6	
AM																			
1	22	Niki Leutwiler / PZ OBERER	CHE	Niki Leutwiler	CHE					Porsche 911 Cup MY 2018	AM	1	9	8	2:11.147			159.8	
2	10	Baporo Motorsport	ESP	Daniel Díaz-Varela	ESP		Manel Cerqueda	AND		Audi R8 LMS	AM	2	13	6	2:11.760	0.613	0.613	159.0	
3	12	Antonelli MotorSport	ITA	Glauco Solieri	ITA					Lamborghini Huracan Super Trofeo	AM	3	15	14	2:11.844	0.697	0.084	158.9	
4	37	EMG Motorsport	BEL	John De Wilde	BEL					Porsche 991 Cup MY 2018	AM	4	8	4	2:11.940	0.793	0.096	158.8	
5	13	Baporo Motorsport	ESP	Juame Font	ESP		Joan Vinyes	AND		Porsche 991 Cup MY 2018	AM	5	13	12	2:12.502	1.355	0.562	158.1	
6	3	EMG Motorsport	BEL	Nicolas Vandierendonck	BEL		Filip Teunkens	BEL		Porsche 991 Cup MY 2018	AM	6	12	5	2:12.824	1.677	0.322	157.7	
7	32	Three Sixty Racing Team	ESP	Fernando Fortes	BRA		Julio Carlos Martini Filho	BRA		Mercedes AMG R	AM	7	14	5	2:13.335	2.188	0.511	157.1	
8	71	Porsche Almeras	FRA	Pierre Martinet	FRA		Gérard Tremblay	FRA		Porsche 991 Cup MY2017	AM	8	17	8	2:18.298	7.151	4.963	151.5	
1	81	Tsunami RT	ITA	Lino Curti	ITA		Carlo Curti	ITA		Porsche 991 Cup gen II MY 2018			15	8	2:12.589			158.0	
2	15	Duell Race	ITA	Fernando Navarrete	ESP		Fernando Navarrete Jr.	ESP		Porsche 991 Cup MY 2018			15	9	2:13.050	0.461	0.461	157.5	

Published at:.....

Track Temp: 26.2 °C Air Temp: 15.3 °C Humidity: 53 % Track Status: DRY

Stewards:	Race Director:	Timekeeper:
------------------	-----------------------	--------------------





Paul Ricard GT Cup Open Europe Free Practice - 1 Lap Analysis



3		1 Nicolas Vandierendonck	Porsche 991 Cup MY 2018			
AM	2 Filip Teunkens	EMG Motorsport				
Lap D	Time	Sector 1	Sector 2	Sector 3	T. Spd	Elapsed
1	11:48:24.664	11:46:24.498	54.466	1:05.700		11:48:24.664
2	2:17.253	38.325	41.104	57.824	228.3	11:50:41.917
3	2:15.743	37.527	40.982	57.234	228.8	11:52:57.660
4	2:14.740	37.972	39.853	56.915	227.8	11:55:12.400
5	2:12.824	36.866	39.429	56.529	232.2	11:57:25.224
6	2:13.315	36.771	39.741	56.803	228.8	11:59:38.539
7	2:32.289 P	38.884	41.370	1:12.035	230.7	12:02:10.828
8	3:50.901	2:12.565	40.486	57.850		12:06:01.729
9	2:17.228	38.173	40.465	58.590	232.7	12:08:18.957
10	2:15.796	37.099	40.782	57.915	229.2	12:10:34.753
11	2:13.657	36.946	39.655	57.056	230.7	12:12:48.410
12	2:43.431 P	37.035	39.344	1:27.052	232.2	12:15:31.841

7		1 Marc De Fulgencio	McLaren 570S			
SILVER	2 Thiago Vivacqua	Teo Martin Motorsport				
Lap D	Time	Sector 1	Sector 2	Sector 3	T. Spd	Elapsed
1	11:40:56.643	11:39:03.765	48.232	1:04.646		11:40:56.643
2	2:19.878	39.865	41.630	58.383	232.2	11:43:16.521
3	2:14.384	37.826	39.784	56.774	242.1	11:45:30.905
4	2:15.134	36.534	40.766	57.834	244.3	11:47:46.039
5	2:12.497	36.671	38.859	56.967	242.6	11:49:58.536
6	2:19.805 P	36.656	39.252	1:03.897	241.0	11:52:18.341
7	6:52.832	5:07.450	42.916	1:02.466		11:59:11.173
8	2:17.229	40.369	39.720	57.140	216.8	12:01:28.402
9	2:12.006	36.135	39.009	56.862	241.0	12:03:40.408
10	2:12.429	36.389	38.813	57.227	241.6	12:05:52.837
11	2:11.692	36.386	38.906	56.400	240.5	12:08:04.529
12	2:18.604 P	36.370	39.399	1:02.835	240.0	12:10:23.133
13	3:40.492	2:03.591	40.308	56.593		12:14:03.625
14	2:26.925 P	36.455	38.941	1:11.529	240.0	12:16:30.550

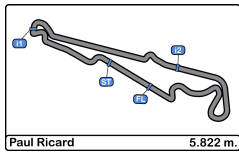
10		1 Daniel Díaz-Varela	Audi R8 LMS			
AM	2 Manel Cerqueda	Baporo Motorsport				
Lap D	Time	Sector 1	Sector 2	Sector 3	T. Spd	Elapsed
1	11:46:30.743	11:44:41.764	48.432	1:00.547		11:46:30.743
2	2:19.383	38.320	42.209	58.854	232.2	11:48:50.126
3	2:13.652	37.297	39.908	56.447	231.7	11:51:03.778
4	2:19.363	36.826	40.661	1:01.876	232.2	11:53:23.141
5	2:13.403	36.931	39.554	56.918	231.2	11:55:36.544
6	2:11.760	36.628	39.235	55.897	233.2	11:57:48.304
7	2:24.316 P	36.575	39.090	1:08.651	232.7	12:00:12.620
8	5:37.448	3:57.668	42.015	57.765		12:05:50.068
9	2:13.520	37.377	39.417	56.726	230.7	12:08:03.588
10	2:12.680	36.825	39.330	56.525	230.2	12:10:16.268
11	2:12.971	36.844	39.617	56.510	230.2	12:12:29.239
12	2:16.969	36.806	39.116	1:01.047	231.7	12:14:46.208
13	3:12.673 P	50.471	52.588	1:29.614	141.9	12:17:58.881

11		1 Eugenio Pisani	Porsche 991 Cup MY 2018			
PROAM	2 Michele Merendino	Duell Race				
Lap D	Time	Sector 1	Sector 2	Sector 3	T. Spd	Elapsed
1	11:30:53.968	11:28:48.438	1:02.230	1:03.300		11:30:53.968
2	2:40.344 P	41.298	51.426	1:07.620	230.2	11:33:34.312
3	3:49.918	2:08.263	44.000	57.655		11:37:24.230
4	2:17.189	38.664	41.258	57.267	231.7	11:39:41.419
5	2:14.730	37.573	40.668	56.489	230.7	11:41:56.149
6	2:12.632	36.678	39.474	56.480	231.7	11:44:08.781
7	2:22.728 P	37.186	39.762	1:05.780	233.2	11:46:31.509
8	4:13.898	2:35.327	39.474	59.097		11:50:45.407
9	2:12.482	36.597	39.849	56.036	231.2	11:52:57.889
10	2:11.751	36.977	39.087	55.687	232.7	11:55:09.640
11	2:19.045 P	36.449	39.625	1:02.971	232.7	11:57:28.685
12	5:38.191	3:58.247	43.915	56.029		12:03:06.876
13	2:10.480	36.418	38.722	55.340	232.2	12:05:17.356
14	2:10.402	36.134	39.047	55.221	232.7	12:07:27.758
15	2:23.367 P	36.125	38.561	1:08.681	233.2	12:09:51.125
16	3:42.577	2:04.942	39.825	57.810		12:13:33.702
17		37.432	41.294	232.7		

12		1 Glauco Solieri	Lamborghini Huracan Super Trofeo Evo			
AM	2 Antonelli MotorSport					
Lap D	Time	Sector 1	Sector 2	Sector 3	T. Spd	Elapsed
1	11:33:52.111 P			11:33:52.111		11:33:52.111
2	3:15.223	1:18.760	52.981	1:03.482		11:37:07.334
3	2:26.318	41.350	45.091	59.877	231.7	11:39:33.652
4	2:19.530	39.141	42.194	58.195	233.2	11:41:53.182
5	2:15.011	37.850	40.446	56.715	236.3	11:44:08.193
6	2:12.846	37.058	39.332	56.456	234.2	11:46:21.039
7	2:12.737	36.790	39.616	56.331	233.2	11:48:33.776
8	2:11.942	36.530	39.093	56.319	233.7	11:50:45.718
9	8:19.427 P	37.042	39.792	7:02.593	234.2	11:59:05.145
10	2:36.503	58.043	41.230	57.230	124.8	12:01:41.648
11	2:12.568	36.730	39.485	56.353	234.7	12:03:54.216
12	2:12.000	36.591	39.096	56.313	234.7	12:06:06.216
13	2:14.502	37.277	40.878	56.347	235.8	12:08:20.718
14	2:11.844	36.245	39.527	56.072	234.7	12:10:32.562
15	2:12.776	36.521	39.230	57.025	232.7	12:12:45.338
16		36.759	39.066	235.8		

13		1 Juame Font	Porsche 991 Cup MY 2018			
AM	2 Joan Vinyes	Baporo Motorsport				
Lap D	Time	Sector 1	Sector 2	Sector 3	T. Spd	Elapsed
1	11:42:17.604	11:40:09.656	56.582	1:11.366		11:42:17.604
2	2:17.186	39.311	40.702	57.173	227.8	11:44:34.790
3	2:26.104 P	36.731	39.391	1:09.982	230.2	11:47:00.894
4	5:13.630	3:33.499	43.012	57.119		11:52:14.524
5	2:13.884	37.085	39.779	57.020	228.8	11:54:28.408
6	2:13.614	36.810	39.906	56.898	229.7	11:56:42.022
7	2:28.139 P	36.993	40.764	1:10.382	230.7	11:59:10.161
8	5:43.093	4:06.910	39.441	56.742		12:04:53.254
9	2:13.181	36.785	39.542	56.854	231.7	12:07:06.435
10	2:14.710	37.138	40.933	56.639	231.7	12:09:21.145
11	2:12.999	36.638	39.767	56.594	230.2	12:11:34.144
12	2:12.502	36.717	39.544	56.241	230.7	12:13:46.646
13	3:11.751 P	44.542	55.782	1:31.427	231.2	12:16:58.397





Paul Ricard
GT Cup Open Europe
Free Practice - 1
Lap Analysis



15

1 Fernando Navarrete Porsche 991 Cup MY 2018
 2 Fernando Navarrete Jr. Duell Race

Lap D	Time	Sector 1	Sector 2	Sector 3	T. Spd	Elapsed
1	11:31:59.109 P	11:29:33.982	1:01.689	1:23.438		11:31:59.109
2	4:58.182	3:08.851	48.660	1:00.671		11:36:57.291
3	2:20.976	40.123	43.327	57.526	220.8	11:39:18.267
4	2:43.472	38.044	55.504	1:09.924	230.7	11:42:01.739
5	2:17.360	37.725	41.550	58.085	230.7	11:44:19.099
6	2:14.807	37.442	40.245	57.120	230.2	11:46:33.906
7	2:24.371 P	36.711	40.544	1:07.116	231.7	11:48:58.277
8	4:18.807	2:41.054	40.670	57.083		11:53:17.084
9	2:13.050	36.914	40.047	56.089	230.7	11:55:30.134
10	2:13.565	36.540	39.857	57.168	232.7	11:57:43.699
11	2:26.994 P	36.931	39.779	1:10.284	231.2	12:00:10.693
12	4:59.296	3:08.976	44.743	1:05.577		12:05:09.989
13	2:56.765	42.946	55.221	1:18.598	177.0	12:08:06.754
14	2:35.101	41.287	47.112	1:06.702	224.0	12:10:41.855
15	2:30.040	41.849	44.906	1:03.285	211.3	12:13:11.895
16		40.163	46.605		228.3	

32

1 Fernando Fortes Mercedes AMG R
 2 Julio Carlos Martini Filho Three Sixty Racing Team

Lap D	Time	Sector 1	Sector 2	Sector 3	T. Spd	Elapsed
1	11:38:21.970	11:36:13.524	1:02.449	1:05.997		11:38:21.970
2	2:23.738	40.560	44.478	58.700	217.7	11:40:45.708
3	2:15.118	37.562	40.602	56.954	232.7	11:43:00.826
4	2:13.627	36.901	39.818	56.908		11:45:14.453
5	2:13.335	36.577	39.933	56.825	231.7	11:47:27.788
6	2:13.722	36.589	39.809	57.324	229.2	11:49:41.510
7	2:13.423	36.914	39.496	57.013	231.7	11:51:54.933
8	2:32.970 P	38.685	44.651	1:09.634		11:54:27.903
9	5:40.941	3:47.428	49.396	1:04.117		12:00:08.844
10	2:19.063	38.125	42.687	58.251	235.8	12:02:27.907
11	2:16.388	37.326	40.569	58.493	236.8	12:04:44.295
12	2:21.044	37.307	42.989	1:00.748	237.8	12:07:05.339
13	2:22.569	37.964	43.006	1:01.599	235.8	12:09:27.908
14	2:19.292	37.798	41.563	59.931	236.3	12:11:47.200
15		39.117	42.551		237.3	

18

1 Guillem Pujeu McLaren 570S
 2 Faust Salom Teo Martin Motorsport

Lap D	Time	Sector 1	Sector 2	Sector 3	T. Spd	Elapsed
1	11:47:06.705	11:45:26.221	42.038	58.446		11:47:06.705
2	2:13.312	36.939	39.405	56.968	241.0	11:49:20.017
3	2:12.960	36.771	39.548	56.641	242.6	11:51:32.977
4	2:12.785	36.641	39.561	56.583	240.5	11:53:45.762
5	2:12.060	36.215	39.565	56.280	242.1	11:55:57.822
6	2:11.983	36.227	39.366	56.390	242.6	11:58:09.805
7	2:19.068 P	36.389	39.337	1:03.342	241.0	12:00:28.873
8	4:30.339	2:54.261	39.557	56.521		12:04:59.212
9	2:11.993	36.230	38.860	56.903	243.2	12:07:11.205
10	2:12.474	36.523	39.298	56.653	242.1	12:09:23.679
11	2:11.775	36.105	39.211	56.459	242.6	12:11:35.454
12	2:15.645	36.354	41.233	58.058	242.6	12:13:51.099
13	2:38.726 P	36.238	39.938	1:22.550	243.2	12:16:29.825

34

1 Cédric Mezard Porsche 991 Cup gen II MY 2018
 2 Steeve Hiesse Martinet By Almeras

Lap D	Time	Sector 1	Sector 2	Sector 3	T. Spd	Elapsed
1	11:28:47.852	11:26:53.078	48.297	1:06.477		11:28:47.852
2	2:38.205 P	41.872	44.299	1:12.034	209.3	11:31:26.057
3	5:30.117	3:41.115	48.782	1:00.220		11:36:56.174
4	2:18.627	38.750	42.741	57.136	230.2	11:39:14.801
5	2:15.580	37.826	41.158	56.596	230.2	11:41:30.381
6	2:13.997	36.968	40.322	56.707	231.7	11:43:44.378
7	2:12.943	36.607	39.759	56.577	232.2	11:45:57.321
8	2:22.065 P	36.815	39.973	1:05.277	233.7	11:48:19.386
9	8:37.052	6:54.443	43.108	59.501		11:56:56.438
10	2:16.872	37.874	40.755	58.243	229.2	11:59:13.310
11	2:16.147	37.250	40.535	58.362	230.7	12:01:29.457
12	2:14.502	36.865	40.481	57.156	233.2	12:03:43.959
13	2:17.063	38.408	40.571	58.084	232.2	12:06:01.022
14	2:25.406 P	38.394	40.336	1:06.676	232.2	12:08:26.428
15	4:10.764	2:32.238	40.607	57.919		12:12:37.192
16	2:33.492 P	37.626	39.732	1:16.134	231.2	12:15:10.684

22

1 Niki Leutwiler Porsche 911 Cup MY 2018
 2 Niki Leutwiler / PZ OBERER ZURICKSEE by TFT

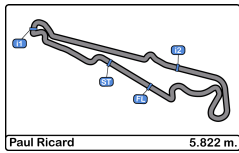
Lap D	Time	Sector 1	Sector 2	Sector 3	T. Spd	Elapsed
1	11:51:50.765	11:50:00.877	48.718	1:01.170		11:51:50.765
2	2:15.021	38.458	39.573	56.990	230.2	11:54:05.786
3	2:12.123	36.864	38.786	56.473	230.2	11:56:17.909
4	2:11.431	36.223	38.964	56.244	231.7	11:58:29.340
5	2:11.179	36.361	38.740	56.078	230.2	12:00:40.519
6	2:18.444 P	36.427	38.743	1:03.274	231.2	12:02:58.963
7	7:53.978	6:17.250	39.550	57.178		12:10:52.941
8	2:11.147	36.315	39.274	55.558	231.2	12:13:04.088
9	2:31.894 P	36.253	41.449	1:14.192	232.7	12:15:35.982

37

1 John De Wilde Porsche 991 Cup MY 2018
 2 EMG Motorsport

Lap D	Time	Sector 1	Sector 2	Sector 3	T. Spd	Elapsed
1	11:53:26.794	11:51:13.849	1:02.950	1:09.995		11:53:26.794
2	2:18.680	39.633	41.407	57.640	226.8	11:55:45.474
3	2:12.638	36.704	39.438	56.496	230.7	11:57:58.112
4	2:11.940	36.360	39.176	56.404	230.2	12:00:10.052
5	2:12.842	37.133	39.350	56.359	232.2	12:02:22.894
6	2:12.345	36.353	39.268	56.724	230.7	12:04:35.239
7	2:20.024	36.402	39.389	1:04.233	231.7	12:06:55.263
8	2:54.471 P	40.499	47.180	1:26.792	197.0	12:09:49.734





Paul Ricard
GT Cup Open Europe
Free Practice - 1
Lap Analysis



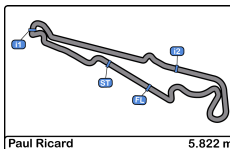
71 1 Pierre Martinet Porsche 991 Cup MY2017
 AM 2 Gérard Tremblay Porsche Almeras

Lap	D	Time	Sector 1	Sector 2	Sector 3	T. Spd	Elapsed
1		11:29:13.116	11:27:19.215	48.180	1:05.721		11:29:13.116
2		2:50.098 P	42.323	49.493	1:18.282	217.7	11:32:03.214
3		6:34.918	4:25.883	58.273	1:10.762		11:38:38.132
4		2:32.147	43.976	45.369	1:02.802	176.7	11:41:10.279
5		2:23.723	40.227	42.918	1:00.578	228.3	11:43:34.002
6		2:19.565	39.023	41.230	59.312	231.7	11:45:53.567
7		2:19.493	38.496	41.599	59.398	232.2	11:48:13.060
8		2:18.298	38.327	41.260	58.711	231.7	11:50:31.358
9		2:33.152 P	38.670	42.183	1:12.299	231.2	11:53:04.510
10		5:25.010	3:34.207	44.951	1:05.852		11:58:29.520
11		2:30.620	43.902	44.469	1:02.249	216.8	12:01:00.140
12		2:27.680	41.889	43.352	1:02.439	230.2	12:03:27.820
13		2:30.422	41.738	44.943	1:03.741	227.3	12:05:58.242
14		2:31.269	44.843	44.080	1:02.346	224.0	12:08:29.511
15		2:28.060	41.318	44.171	1:02.571	226.8	12:10:57.571
16		2:26.554	41.390	43.098	1:02.066	229.7	12:13:24.125
17		3:04.840 P	41.353	50.122	1:33.365	229.2	12:16:28.965

81 1 Lino Curti Porsche 991 Cup gen II MY 2018
 2 Carlo Curti Tsunami RT

Lap	D	Time	Sector 1	Sector 2	Sector 3	T. Spd	Elapsed
1		11:39:45.892	11:37:26.006	1:04.995	1:14.891		11:39:45.892
2		2:25.734	40.618	43.473	1:01.643	222.2	11:42:11.626
3		2:17.067	38.334	40.721	58.012	230.2	11:44:28.693
4		2:22.575 P	37.416	39.994	1:05.165	229.7	11:46:51.268
5		4:08.243	2:25.901	40.844	1:01.498		11:50:59.511
6		2:13.584	36.933	39.589	57.062	228.8	11:53:13.095
7		2:13.148	37.160	39.488	56.500	229.7	11:55:26.243
8		2:12.589	36.532	39.645	56.412	231.2	11:57:38.832
9		2:22.497 P	36.814	40.605	1:05.078	230.2	12:00:01.329
10		4:07.416	2:29.962	40.184	57.270		12:04:08.745
11		2:12.987	36.923	39.564	56.500	230.7	12:06:21.732
12		2:13.164	36.827	39.305	57.032	229.7	12:08:34.896
13		2:14.123	36.994	40.788	56.341	229.7	12:10:49.019
14		2:12.815	36.491	39.674	56.650	230.2	12:13:01.834
15		2:42.205 P	36.624	46.447	1:19.134	232.2	12:15:44.039



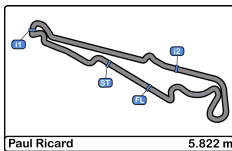


Paul Ricard
GT Cup Open Europe
Free Practice - 1
Best Sectors Results



Sector - 1				Sector - 2				Sector - 3				Ideal Lap vs Best Lap				
Clas	Nº	Driver	Time	Nº	Driver	Time	Nº	Driver	Time	Clas	Nº	Driver	Ideal Lap	Best Lap	Clas	
1	18	Pujeu - Salom	36.105	11	Pisani - Merendino	38.561	11	Pisani - Merendino	55.221	1	11	Pisani - Merendino	2:09.907	2:10.402	1	
2	11	Pisani - Merendino	36.125	22	Niki Leutwiler	38.740	22	Niki Leutwiler	55.558	2	22	Niki Leutwiler	2:10.521	2:11.147	2	
3	7	De Fulgencio - Vivacqua	36.135	7	De Fulgencio - Vivacqua	38.813	10	Díaz-Varela - Cerqueda	55.897	3	18	Pujeu - Salom	2:11.245	2:11.775	5	
4	22	Niki Leutwiler	36.223	18	Pujeu - Salom	38.860	12	Glauco Solieri	56.072	4	7	De Fulgencio - Vivacqua	2:11.348	2:11.692	3	
5	12	Glauco Solieri	36.245	12	Glauco Solieri	39.066	15	Navarrete - Navarrete Jr.	56.089	5	12	Glauco Solieri	2:11.383	2:11.844	6	
6	37	John De Wilde	36.353	10	Díaz-Varela - Cerqueda	39.090	13	Font - Vinyes	56.241	6	10	Díaz-Varela - Cerqueda	2:11.562	2:11.760	4	
7	81	Curti - Curti	36.491	37	John De Wilde	39.176	18	Pujeu - Salom	56.280	7	37	John De Wilde	2:11.888	2:11.940	7	
8	15	Navarrete - Navarrete Jr.	36.540	81	Curti - Curti	39.305	81	Curti - Curti	56.341	8	81	Curti - Curti	2:12.137	2:12.589	9	
9	10	Díaz-Varela - Cerqueda	36.575	3	Vandierendonck -	39.344	37	John De Wilde	56.359	9	13	Font - Vinyes	2:12.270	2:12.502	8	
10	32	Fortes - Carlos Martini Filho	36.577	13	Font - Vinyes	39.391	7	De Fulgencio - Vivacqua	56.400	10	15	Navarrete - Navarrete Jr.	2:12.408	2:13.050	12	
11	34	Mezard - Hiesse	36.607	32	Fortes - Carlos Martini Filho	39.496	3	Vandierendonck -	56.529	11	3	Vandierendonck -	2:12.644	2:12.824	10	
12	13	Font - Vinyes	36.638	34	Mezard - Hiesse	39.732	34	Mezard - Hiesse	56.577	12	32	Fortes - Carlos Martini Filho	2:12.898	2:13.335	13	
13	3	Vandierendonck -	36.771	15	Navarrete - Navarrete Jr.	39.779	32	Fortes - Carlos Martini Filho	56.825	13	34	Mezard - Hiesse	2:12.916	2:12.943	11	
14	71	Martinet - Tremblay	38.327	71	Martinet - Tremblay	41.230	71	Martinet - Tremblay	58.711	14	71	Martinet - Tremblay	2:18.268	2:18.298	14	



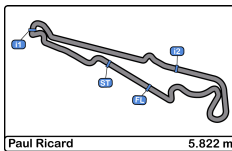


Paul Ricard
GT Cup Open Europe
Free Practice - 1
Best 5 Lap Times



Cl	N°	Entrant/Team	Nat	Driver 1	Nat	Status	Driver 2	Nat	Status	Vehicle	Cat	Cl	Best 1		Best 2		Best 3		Best 4		Best 5	
													Time	Lap	Time	Lap	Time	Lap	Time	Lap	Time	Lap
1	11	Duell Race	ITA	Eugenio Pisani	ITA		Michele Merendino	ITA		Porsche 991 Cup MY 201	PROAM	1	2:10.402	14	2:10.480	13	2:11.751	10	2:12.482	9	2:12.632	6
2	22	Niki Leutwiler / PZ OBERER	ESP	Niki Leutwiler	ESP			ESP		Porsche 911 Cup MY 201	AM	1	2:11.147	8	2:11.179	5	2:11.431	4	2:12.123	3	2:15.021	2
3	7	Teo Martin Motorsport	ESP	Marc De Fulgencio	ESP		Thiago Vivacqua	BRA		McLaren 570S	SILVER	1	2:11.692	11	2:12.006	9	2:12.429	10	2:12.497	5	2:14.384	3
4	10	Baporo Motorsport	ESP	Daniel Díaz-Varela	ESP		Manel Cerqueda	AND		Audi R8 LMS	AM	2	2:11.760	6	2:12.680	10	2:12.971	11	2:13.403	5	2:13.520	9
5	18	Teo Martin Motorsport	ESP	Guillem Pujeu	ESP		Faust Salom	ESP		McLaren 570S	SILVER	2	2:11.775	11	2:11.983	6	2:11.993	9	2:12.060	5	2:12.474	10
6	12	Antonelli MotorSport	ITA	Glauco Solieri	ITA			ITA		Lamborghini Huracan Super	AM	3	2:11.844	14	2:11.942	8	2:12.000	12	2:12.568	11	2:12.737	7
7	37	EMG Motorsport	BEL	John De Wilde	BEL			BEL		Porsche 991 Cup MY 201	AM	4	2:11.940	4	2:12.345	6	2:12.638	3	2:12.842	5	2:18.680	2
8	13	Baporo Motorsport	ESP	Juame Font	ESP		Joan Vinyes	AND		Porsche 991 Cup MY 201	AM	5	2:12.502	12	2:12.999	11	2:13.181	9	2:13.614	6	2:13.884	5
9	81	Tsunami RT	ITA	Lino Curti	ITA		Carlo Curti	ITA		Porsche 991 Cup gen II MY			2:12.589	8	2:12.815	14	2:12.987	11	2:13.148	7	2:13.164	12
10	3	EMG Motorsport	BEL	Nicolas Vandierendonck	BEL		Filip Teunkens	BEL		Porsche 991 Cup MY 201	AM	6	2:12.824	5	2:13.315	6	2:13.657	11	2:14.740	4	2:15.743	3
11	34	Martinet By Almeras	FRA	Cédric Mezard	FRA		Steeve Hiesse	FRA		Porsche 991 Cup gen II MY	PROAM	2	2:12.943	7	2:13.997	6	2:14.502	12	2:15.580	5	2:16.147	11
12	15	Duell Race	ITA	Fernando Navarrete	ESP		Fernando Navarrete Jr.	ESP		Porsche 991 Cup MY 201			2:13.050	9	2:13.565	10	2:14.807	6	2:17.360	5	2:20.976	3
13	32	Three Sixty Racing Team	ESP	Fernando Fortes	BRA		Julio Carlos Martini Filho	BRA		Mercedes AMG R	AM	7	2:13.335	5	2:13.423	7	2:13.627	4	2:13.722	6	2:15.118	3
14	71	Porsche Almeras	FRA	Pierre Martinet	FRA		Gérard Tremblay	FRA		Porsche 991 Cup MY2017	AM	8	2:18.298	8	2:19.493	7	2:19.565	6	2:23.723	5	2:26.554	16





Paul Ricard
GT Cup Open Europe
Free Practice - 1
Best 5 Top Speeds



Cl	N°	Entrant/Team	Nat	Driver 1	Nat	Status	Driver 2	Nat	Status	Vehicle	Cat	Cl	Top 1		Top 2		Top 3		Top 4		Top 5		Avg
													Km/h	Lap	Km/h	Lap	Km/h	Lap	Km/h	Lap	Km/h	Lap	
1	7	Teo Martin Motorsport	ESP	Marc De Fulgencio	ESP		Thiago Vivacqua	BRA		McLaren 570S	SILVER	1	244.3	4	242.6	5	242.1	3	241.6	10	241.0	6	242.3
2	18	Teo Martin Motorsport	ESP	Guillem Pujeu	ESP		Faust Salom	ESP		McLaren 570S	SILVER	2	243.2	9	243.2	13	242.6	3	242.6	6	242.6	11	242.9
3	32	Three Sixty Racing Team	ESP	Fernando Fortes	BRA		Julio Carlos Martini Filho	BRA		Mercedes AMG R	AM	1	237.8	12	237.3	15	236.8	11	236.3	14	235.8	10	236.8
4	12	Antonelli MotorSport	ITA	Glauco Solieri	ITA					Lamborghini Huracan Super	AM	2	236.3	5	235.8	13	235.8	16	234.7	11	234.7	12	235.5
5	34	Martinet By Almeras	FRA	Cédric Mezard	FRA		Steeve Hiesse	FRA		Porsche 991 Cup gen II MY	PROAM	1	233.7	8	233.2	12	232.2	7	232.2	13	232.2	14	232.7
6	10	Baporo Motorsport	ESP	Daniel Díaz-Varela	ESP		Manel Cerqueda	AND		Audi R8 LMS	AM	3	233.2	6	232.7	7	232.2	2	232.2	4	231.7	3	232.4
7	11	Duell Race	ITA	Eugenio Pisani	ITA		Michele Merendino	ITA		Porsche 991 Cup MY 201	PROAM	2	233.2	7	233.2	15	232.7	10	232.7	11	232.7	14	232.9
8	3	EMG Motorsport	BEL	Nicolas Vandierendonck	BEL		Filip Teunkens	BEL		Porsche 991 Cup MY 201	AM	4	232.7	9	232.2	5	232.2	12	230.7	7	230.7	11	231.7
9	15	Duell Race	ITA	Fernando Navarrete	ESP		Fernando Navarrete Jr.	ESP		Porsche 991 Cup MY 201			232.7	10	231.7	7	231.2	11	230.7	4	230.7	5	231.4
10	22	Niki Leutwiler / PZ OBERER	CHE	Niki Leutwiler	CHE					Porsche 911 Cup MY 201	AM	5	232.7	9	231.7	4	231.2	6	231.2	8	230.2	2	231.4
11	37	EMG Motorsport	BEL	John De Wilde	BEL					Porsche 991 Cup MY 201	AM	6	232.2	5	231.7	7	230.7	3	230.7	6	230.2	4	231.1
12	71	Porsche Almeras	FRA	Pierre Martinet	FRA		Gérard Tremblay	FRA		Porsche 991 Cup MY2017	AM	7	232.2	7	231.7	6	231.7	8	231.2	9	230.2	12	231.4
13	81	Tsunami RT	ITA	Lino Curti	ITA		Carlo Curti	ITA		Porsche 991 Cup gen II MY			232.2	15	231.2	8	230.7	11	230.2	3	230.2	9	230.9
14	13	Baporo Motorsport	ESP	Juame Font	ESP		Joan Vinyes	AND		Porsche 991 Cup MY 201	AM	8	231.7	9	231.7	10	231.2	13	230.7	7	230.7	12	231.2



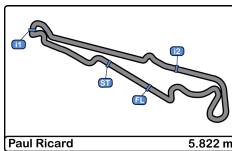


Paul Ricard
GT Cup Open Europe
Free Practice - 1
Fastest Laps Sequence



Lap	Time of Day	Session Time	Nº	Entrant/Team	Nat	Driver 1	Nat	Status	Driver 2	Nat	Status	Vehicle	Cat	Time	Km/h
2	11:31:26.057	6:26.057	34	Martinet By Almeras	FRA	Cédric Mezard	FRA		Steeve Hiesse	FRA		Porsche 991 Cup gen II	PROAM	2:38.205	132.4
4	11:39:14.801	14:14.801	34	Martinet By Almeras	FRA	Cédric Mezard	FRA		Steeve Hiesse	FRA		Porsche 991 Cup gen II	PROAM	2:18.627	151.1
4	11:39:41.419	14:41.419	11	Duell Race	ITA	Eugenio Pisani	ITA		Michele Merendino	ITA		Porsche 991 Cup MY 2018	PROAM	2:17.189	152.7
5	11:41:30.381	16:30.381	34	Martinet By Almeras	FRA	Cédric Mezard	FRA		Steeve Hiesse	FRA		Porsche 991 Cup gen II	PROAM	2:15.580	154.5
5	11:41:56.149	16:56.149	11	Duell Race	ITA	Eugenio Pisani	ITA		Michele Merendino	ITA		Porsche 991 Cup MY 2018	PROAM	2:14.730	155.5
6	11:43:44.378	18:44.378	34	Martinet By Almeras	FRA	Cédric Mezard	FRA		Steeve Hiesse	FRA		Porsche 991 Cup gen II	PROAM	2:13.997	156.4
6	11:44:08.781	19:08.781	11	Duell Race	ITA	Eugenio Pisani	ITA		Michele Merendino	ITA		Porsche 991 Cup MY 2018	PROAM	2:12.632	158.0
5	11:49:58.536	24:58.536	7	Teo Martin Motorsport	ESP	Marc De Fulgencio	ESP		Thiago Vivacqua	BRA		McLaren 570S	SILVER	2:12.497	158.1
8	11:50:45.718	25:45.718	12	Antonelli MotorSport	ITA	Glauco Solieri	ITA					Lamborghini Huracan	AM	2:11.942	158.8
10	11:55:09.640	30:09.640	11	Duell Race	ITA	Eugenio Pisani	ITA		Michele Merendino	ITA		Porsche 991 Cup MY 2018	PROAM	2:11.751	159.0
4	11:58:29.340	33:29.340	22	Niki Leutwiler / PZ OBERER	CHE	Niki Leutwiler	CHE					Porsche 911 Cup MY 2018	AM	2:11.431	159.4
5	12:00:40.519	35:40.519	22	Niki Leutwiler / PZ OBERER	CHE	Niki Leutwiler	CHE					Porsche 911 Cup MY 2018	AM	2:11.179	159.7
13	12:05:17.356	40:17.356	11	Duell Race	ITA	Eugenio Pisani	ITA		Michele Merendino	ITA		Porsche 991 Cup MY 2018	PROAM	2:10.480	160.6
14	12:07:27.758	42:27.758	11	Duell Race	ITA	Eugenio Pisani	ITA		Michele Merendino	ITA		Porsche 991 Cup MY 2018	PROAM	2:10.402	160.7



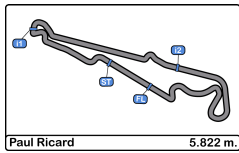


Paul Ricard
GT Cup Open Europe
Free Practice - 1
Event Best Maximum Speed



Nº	Entrant/Team	Nat	Driver 1	Nat	Status	Driver 2	Nat	Status	Vehicle	Cat	Km/h	Session
7	Teo Martin Motorsport	ESP	Marc De Fulgencio	ESP		Thiago Vivacqua	BRA		McLaren 570S	SILVER	244.3	Free Practice - 1
18	Teo Martin Motorsport	ESP	Guillem Pujeu	ESP		Faust Salom	ESP		McLaren 570S	SILVER	243.2	Free Practice - 1
32	Three Sixty Racing Team	ESP	Fernando Fortes	BRA		Julio Carlos Martini Filho	BRA		Mercedes AMG R	AM	237.8	Free Practice - 1
12	Antonelli MotorSport	ITA	Glauco Solieri	ITA					Lamborghini Huracan	AM	236.3	Free Practice - 1
34	Martinet By Almeras	FRA	Cédric Mezard	FRA		Steeve Hiesse	FRA		Porsche 991 Cup gen II	PROAM	233.7	Free Practice - 1
11	Duell Race	ITA	Eugenio Pisani	ITA		Michele Merendino	ITA		Porsche 991 Cup MY 2018	PROAM	233.2	Free Practice - 1
10	Baporo Motorsport	ESP	Daniel Díaz-Varela	ESP		Manel Cerqueda	AND		Audi R8 LMS	AM	233.2	Free Practice - 1
15	Duell Race	ITA	Fernando Navarrete	ESP		Fernando Navarrete Jr.	ESP		Porsche 991 Cup MY 2018		232.7	Free Practice - 1
3	EMG Motorsport	BEL	Nicolas Vandierendonck	BEL		Filip Teunkens	BEL		Porsche 991 Cup MY 2018	AM	232.7	Free Practice - 1
22	Niki Leutwiler / PZ OBERER	CHE	Niki Leutwiler	CHE					Porsche 911 Cup MY 2018	AM	232.7	Free Practice - 1
71	Porsche Almeras	FRA	Pierre Martinet	FRA		Gérard Tremblay	FRA		Porsche 991 Cup MY2017	AM	232.2	Free Practice - 1
37	EMG Motorsport	BEL	John De Wilde	BEL					Porsche 991 Cup MY 2018	AM	232.2	Free Practice - 1
81	Tsunami RT	ITA	Lino Curti	ITA		Carlo Curti	ITA		Porsche 991 Cup gen II		232.2	Free Practice - 1
13	Baporo Motorsport	ESP	Juame Font	ESP		Joan Vinyes	AND		Porsche 991 Cup MY 2018	AM	231.7	Free Practice - 1





Paul Ricard
GT Cup Open Europe
Free Practice - 1
Pit Stop Analysis



3 Nicolas Vandierendonck AM EMG Motorsport
 Filip Teunkens Porsche 991 Cup MY 2018

Nr.	In Day Time	In Time	Out Time	Pit Time	T. Pit Time	Handicap	Penalty
1	12:02:00.735	12:02:00.735	12:03:40.016	1:39.281	1:39.281		

7 Marc De Fulgencio SILVER Teo Martin Motorsport
 Thiago Vivacqua McLaren 570S

Nr.	In Day Time	In Time	Out Time	Pit Time	T. Pit Time	Handicap	Penalty
1	11:52:09.952	11:52:09.952	11:56:47.235	4:37.283	4:37.283		
2	12:10:14.759	12:10:14.759	12:11:48.744	1:33.985	6:11.268		

10 Daniel Diaz-Varela AM Baporo Motorsport
 Manel Cerqueda Audi R8 LMS

Nr.	In Day Time	In Time	Out Time	Pit Time	T. Pit Time	Handicap	Penalty
1	12:00:01.097	12:00:01.097	12:03:28.133	3:27.036	3:27.036		

11 Eugenio Pisani PROAM Duell Race
 Michele Merendino Porsche 991 Cup MY 2018

Nr.	In Day Time	In Time	Out Time	Pit Time	T. Pit Time	Handicap	Penalty
1	11:33:25.820	11:33:25.820	11:35:01.174	1:35.354	1:35.354		
2	11:46:22.941	11:46:22.941	11:48:29.509	2:06.568	3:41.922		
3	11:57:20.134	11:57:20.134	12:00:38.177	3:18.043	6:59.965		
4	12:09:39.126	12:09:39.126	12:11:18.525	1:39.399	8:39.364		

12 Glauco Solieri AM Antonelli MotorSport
 Lamborghini Huracan Super Trofeo Evo

Nr.	In Day Time	In Time	Out Time	Pit Time	T. Pit Time	Handicap	Penalty
1	11:53:04.426	11:53:04.426	11:59:22.791	6:18.365	6:18.365		

13 Juame Font AM Baporo Motorsport
 Joan Vinyes Porsche 991 Cup MY 2018

Nr.	In Day Time	In Time	Out Time	Pit Time	T. Pit Time	Handicap	Penalty
1	11:46:52.533	11:46:52.533	11:49:57.444	3:04.911	3:04.911		
2	11:58:57.025	11:58:57.025	12:02:39.568	3:42.543	6:47.454		

15 Fernando Navarrete Duell Race
 Fernando Navarrete Jr. Porsche 991 Cup MY 2018

Nr.	In Day Time	In Time	Out Time	Pit Time	T. Pit Time	Handicap	Penalty
1	11:31:48.884	11:31:48.884	11:34:25.094	2:36.210	2:36.210		
2	11:48:49.252	11:48:49.252	11:51:03.093	2:13.841	4:50.051		
3	11:59:59.072	11:59:59.072	12:02:37.733	2:38.661	7:28.712		

18 Guillem Pujeu SILVER Teo Martin Motorsport
 Faust Salom McLaren 570S

Nr.	In Day Time	In Time	Out Time	Pit Time	T. Pit Time	Handicap	Penalty
1	12:00:20.502	12:00:20.502	12:02:46.813	2:26.311	2:26.311		

22 Niki Leutwiler AM Niki Leutwiler / PZ OBERER ZURICKSEE by TFT
 Porsche 911 Cup MY 2018

Nr.	In Day Time	In Time	Out Time	Pit Time	T. Pit Time	Handicap	Penalty
1	12:02:50.499	12:02:50.499	12:08:34.343	5:43.844	5:43.844		

32 Fernando Fortes AM Three Sixty Racing Team
 Julio Carlos Martini Filho Mercedes AMG R

Nr.	In Day Time	In Time	Out Time	Pit Time	T. Pit Time	Handicap	Penalty
1	11:54:18.153	11:54:18.153	11:57:30.737	3:12.584	3:12.584		

34 Cédric Mezard PROAM Martinet By Almeras
 Steeve Hiesse Porsche 991 Cup gen II MY 2018

Nr.	In Day Time	In Time	Out Time	Pit Time	T. Pit Time	Handicap	Penalty
1	11:31:17.247	11:31:17.247	11:34:20.636	3:03.389	3:03.389		
2	11:48:10.596	11:48:10.596	11:54:31.360	6:20.764	9:24.153		
3	12:08:17.472	12:08:17.472	12:10:20.202	2:02.730	11:26.883		

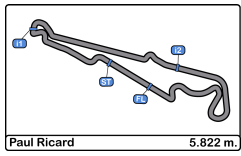
71 Pierre Martinet AM Porsche Almeras
 Gérard Tremblay Porsche 991 Cup MY2017

Nr.	In Day Time	In Time	Out Time	Pit Time	T. Pit Time	Handicap	Penalty
1	11:31:54.221	11:31:54.221	11:35:30.724	3:36.503	3:36.503		
2	11:52:55.681	11:52:55.681	11:55:51.498	2:55.817	6:32.320		

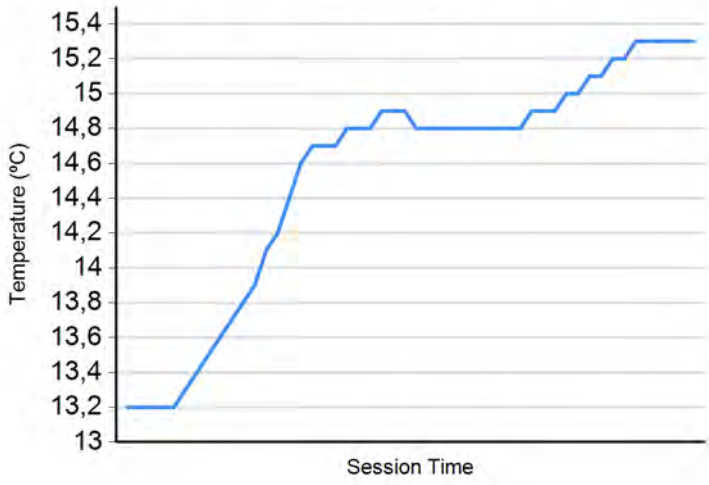
81 Lino Curti Tsunami RT
 Carlo Curti Porsche 991 Cup gen II MY 2018

Nr.	In Day Time	In Time	Out Time	Pit Time	T. Pit Time	Handicap	Penalty
1	11:46:42.536	11:46:42.536	11:48:39.261	1:56.725	1:56.725		
2	11:59:52.802	11:59:52.802	12:01:52.420	1:59.618	3:56.343		

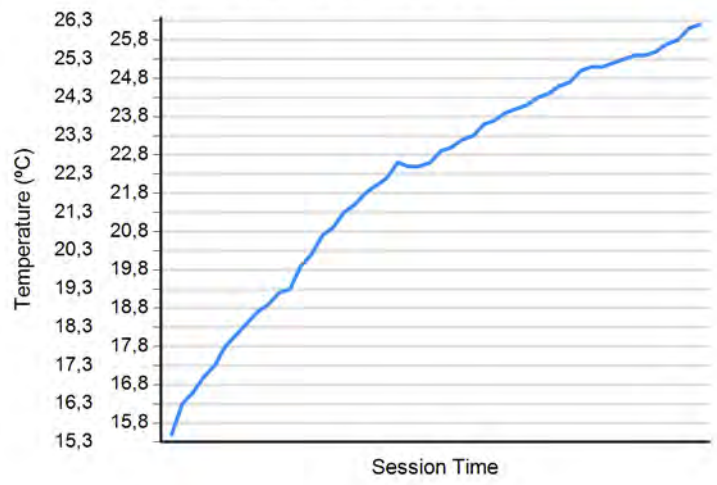




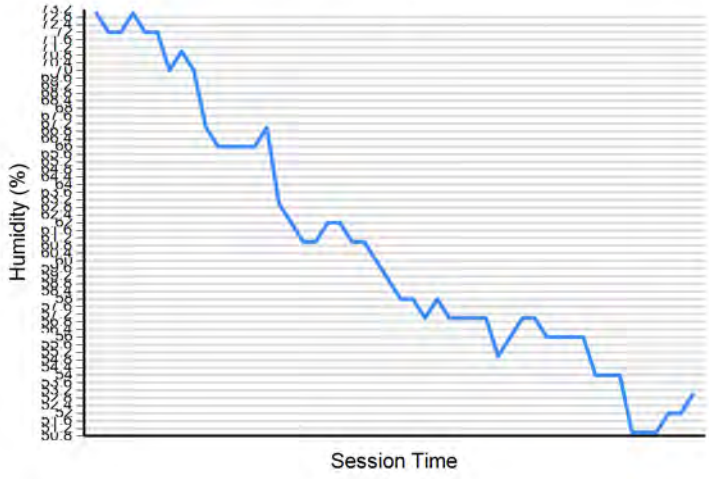
Air Temperature



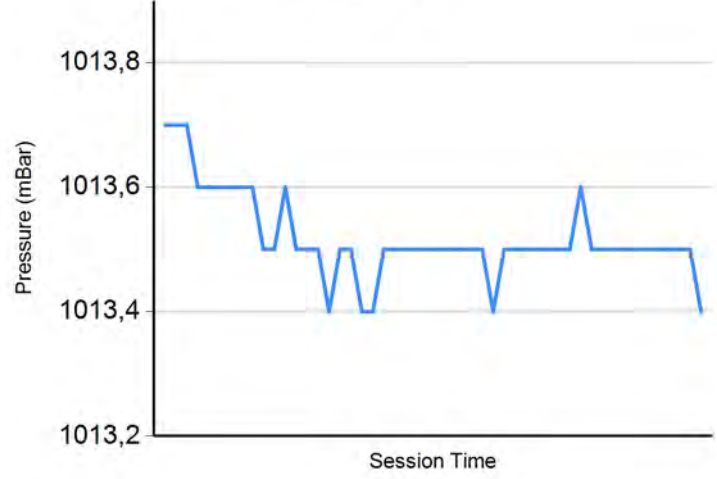
Track Temperature



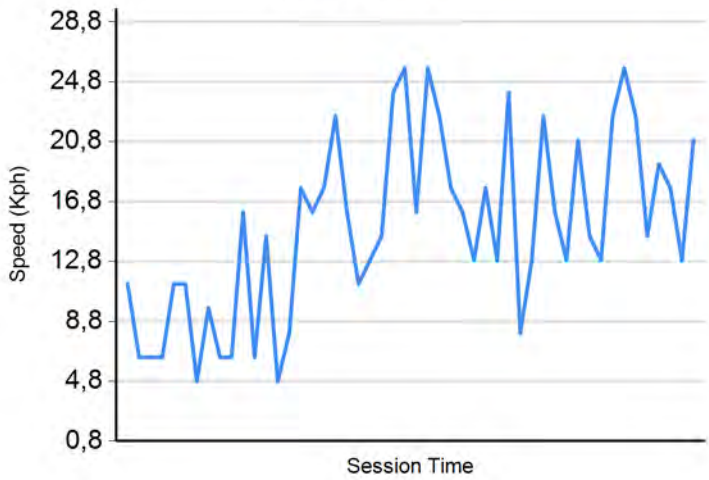
Humidity



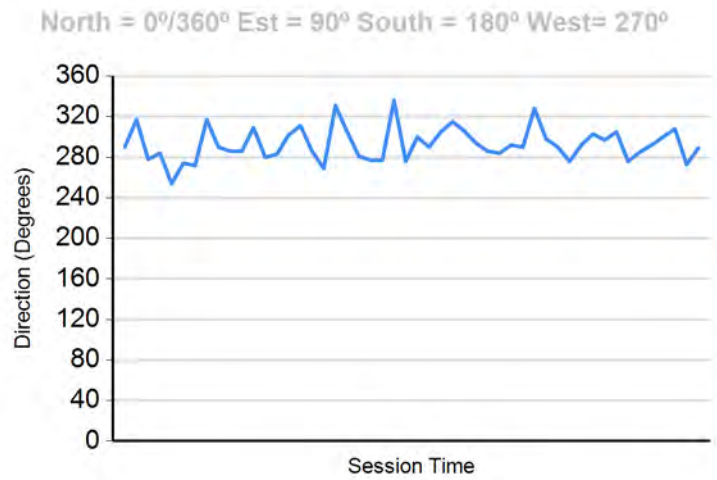
Pressure

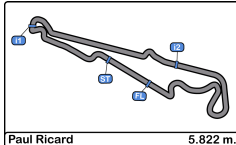


Wind Speed



Wind direction





Paul Ricard
GT Cup Open Europe
Free Practice - 2
Provisional Results



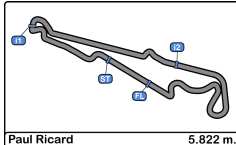
Cls	Nº	Entrant/Team	Nat	Driver 1	Nat	Driver 2	Nat	Vehicle	Cat	Cls	Laps	Best	Time	Gap	Interval	Km/h
1	12	Antonelli MotorSport	ITA	Glauco Solieri	ITA			Lamborghini Huracan Super Trofeo	AM	1	14	14	2:10.063			161.1
2	2	Sports and You	PRT	Marcio Basso	BRA	Guilherme Salas	BRA	Mercedes AMG R	PROAM	1	18	16	2:10.111	0.048	0.048	161.0
3	22	Niki Leutwiler / PZ OBERER	CHE	Niki Leutwiler	CHE			Porsche 911 Cup MY 2018	AM	2	17	12	2:10.347	0.284	0.236	160.7
4	27	Vincenzo Sospiri Racing	ITA	JP Mauro	BRA	Rodolfo Toni	BRA	Lamborghini Huracan Super Trofeo	AM	3	13	10	2:10.516	0.453	0.169	160.5
5	34	Martinet By Almeras	FRA	Cédric Mezard	FRA	Steeve Hiesse	FRA	Porsche 991 Cup gen II MY 2018	PROAM	2	20	3	2:10.722	0.659	0.206	160.3
6	18	Teo Martin Motorsport	ESP	Guillem Pujeu	ESP	Faust Salom	ESP	McLaren 570S	SILVER	1	17	6	2:10.822	0.759	0.100	160.2
7	6	Vincenzo Sospiri Racing	ITA	Hans-Peter Koller	CHE	Edoardo Liberati	ITA	Lamborghini Huracan Super Trofeo	PROAM	3	13	8	2:10.862	0.799	0.040	160.1
8	81	Tsunami RT	ITA	Lino Curti	ITA	Carlo Curti	ITA	Porsche 991 Cup gen II MY 2018	PROAM	4	20	11	2:10.914	0.851	0.052	160.0
9	10	Baporo Motorsport	ESP	Daniel Díaz-Varela	ESP	Manel Cerqueda	AND	Audi R8 LMS	AM	4	20	19	2:11.025	0.962	0.111	159.9
10	11	Duell Race	ITA	Eugenio Pisani	ITA	Michele Merendino	ITA	Porsche 991 Cup MY 2018	SILVER	2	18	17	2:11.072	1.009	0.047	159.9
11	37	EMG Motorsport	BEL	John De Wilde	BEL			Porsche 991 Cup MY 2018	AM	5	20	16	2:11.243	1.180	0.171	159.6
12	13	Baporo Motorsport	ESP	Juame Font	ESP	Joan Vinyes	AND	Porsche 991 Cup MY 2018	AM	6	21	14	2:11.440	1.377	0.197	159.4
13	3	EMG Motorsport	BEL	Nicolas Vandierendonck	BEL	Filip Teunkens	BEL	Porsche 991 Cup MY 2018	AM	7	20	17	2:11.608	1.545	0.168	159.2
14	15	Duell Race	ITA	Fernando Navarrete	ESP	Fernando Navarrete Jr.	ESP	Porsche 991 Cup MY 2018	PROAM	5	20	4	2:11.854	1.791	0.246	158.9
15	7	Teo Martin Motorsport	ESP	Marc De Fulgencio	ESP	Thiago Vivacqua	BRA	McLaren 570S	SILVER	3	11	6	2:13.042	2.979	1.188	157.5
16	71	Martinet By Almeras	FRA	Pierre Martinet	FRA	Gérard Tremblay	FRA	Porsche 991 Cup MY2017	AM	8	20	19	2:15.964	5.901	2.922	154.1

Published at:.....

Track Temp: 34.7 °C Air Temp: 16.2 °C Humidity: 56 % Track Status: DRY

Stewards:	Race Director:	Timekeeper:
------------------	-----------------------	--------------------





Paul Ricard
GT Cup Open Europe
Free Practice - 2
Provisional Results by Class



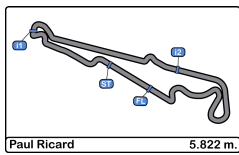
Cls	Nº	Entrant/Team	Nat	Driver 1	Nat	Status	Driver 2	Nat	Status	Vehicle	Cat	Cls	Laps	Best	Time	Gap	Interval	Km/h	
SILVER																			
1	18	Teo Martin Motorsport	ESP	Guillem Pujeu	ESP		Faust Salom	ESP		McLaren 570S	SILVER	1	17	6	2:10.822			160.2	
2	11	Duell Race	ITA	Eugenio Pisani	ITA		Michele Merendino	ITA		Porsche 991 Cup MY 2018	SILVER	2	18	17	2:11.072	0.250	0.250	159.9	
3	7	Teo Martin Motorsport	ESP	Marc De Fulgencio	ESP		Thiago Vivacqua	BRA		McLaren 570S	SILVER	3	11	6	2:13.042	2.220	1.970	157.5	
PROAM																			
1	2	Sports and You	PRT	Marcio Basso	BRA		Guilherme Salas	BRA		Mercedes AMG R	PROAM	1	18	16	2:10.111			161.0	
2	34	Martinet By Almeras	FRA	Cédric Mezard	FRA		Steeve Hiesse	FRA		Porsche 991 Cup gen II MY 2018	PROAM	2	20	3	2:10.722	0.611	0.611	160.3	
3	6	Vincenzo Sospiri Racing	ITA	Hans-Peter Koller	CHE		Edoardo Liberati	ITA		Lamborghini Huracan Super Trofeo	PROAM	3	13	8	2:10.862	0.751	0.140	160.1	
4	81	Tsunami RT	ITA	Lino Curti	ITA		Carlo Curti	ITA		Porsche 991 Cup gen II MY 2018	PROAM	4	20	11	2:10.914	0.803	0.052	160.0	
5	15	Duell Race	ITA	Fernando Navarrete	ESP		Fernando Navarrete Jr.	ESP		Porsche 991 Cup MY 2018	PROAM	5	20	4	2:11.854	1.743	0.940	158.9	
AM																			
1	12	Antonelli MotorSport	ITA	Glauco Solieri	ITA					Lamborghini Huracan Super Trofeo	AM	1	14	14	2:10.063			161.1	
2	22	Niki Leutwiler / PZ OBERER	CHE	Niki Leutwiler	CHE					Porsche 911 Cup MY 2018	AM	2	17	12	2:10.347	0.284	0.284	160.7	
3	27	Vincenzo Sospiri Racing	ITA	JP Mauro	BRA		Rodolfo Toni	BRA		Lamborghini Huracan Super Trofeo	AM	3	13	10	2:10.516	0.453	0.169	160.5	
4	10	Baporo Motorsport	ESP	Daniel Díaz-Varela	ESP		Manel Cerqueda	AND		Audi R8 LMS	AM	4	20	19	2:11.025	0.962	0.509	159.9	
5	37	EMG Motorsport	BEL	John De Wilde	BEL					Porsche 991 Cup MY 2018	AM	5	20	16	2:11.243	1.180	0.218	159.6	
6	13	Baporo Motorsport	ESP	Juame Font	ESP		Joan Vinyes	AND		Porsche 991 Cup MY 2018	AM	6	21	14	2:11.440	1.377	0.197	159.4	
7	3	EMG Motorsport	BEL	Nicolas Vandierendonck	BEL		Filip Teunkens	BEL		Porsche 991 Cup MY 2018	AM	7	20	17	2:11.608	1.545	0.168	159.2	
8	71	Martinet By Almeras	FRA	Pierre Martinet	FRA		Gérard Tremblay	FRA		Porsche 991 Cup MY2017	AM	8	20	19	2:15.964	5.901	4.356	154.1	

Published at:.....

Track Temp: 34.7 °C Air Temp: 16.2 °C Humidity: 56 % Track Status: DRY

Stewards:	Race Director:	Timekeeper:
------------------	-----------------------	--------------------



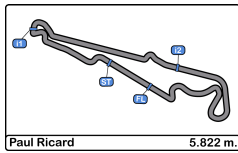


Paul Ricard
GT Cup Open Europe
Free Practice - 2
Lap Analysis



2							6														
1 Marcio Basso Mercedes AMG R							1 Hans-Peter Koller Lamborghini Huracan Super Trofeo Evo														
PROAM							PROAM														
2 Guilherme Salas Sports and You							2 Edoardo Liberati Vincenzo Sospiri Racing														
Lap	D	Time	Sector 1	Sector 2	Sector 3	T. Spd	Elapsed	Lap	D	Time	Sector 1	Sector 2	Sector 3	T. Spd	Elapsed						
1		15:42:51.005	15:40:58.024	47.528	1:05.453		15:42:51.005	1		15:43:37.693	15:41:41.777	50.649	1:05.267		15:43:37.693						
2		2:22.754	39.676	42.214	1:00.864	237.3	15:45:13.759	2		2:20.373	40.228	41.674	58.471	222.2	15:45:58.066						
3		2:14.252	37.029	39.532	57.691	238.9	15:47:28.011	3		2:12.368	37.022	39.159	56.187	241.6	15:48:10.434						
4		2:12.408	36.752	38.832	56.824	239.4	15:49:40.419	4		2:19.866 P	36.872	38.865	1:04.129	234.7	15:50:30.300						
5		2:12.540	36.312	39.291	56.937	240.0	15:51:52.959	5		2:37.140 P	53.207	39.377	1:04.556		15:53:07.440						
6		7:17.317 P	36.387	37.568	6:03.362	240.0	15:59:10.276	6		3:15.813	1:39.865	39.228	56.720		15:56:23.253						
7		2:32.156	54.941	40.243	56.972		16:01:42.432	7		2:11.262	36.952	38.546	55.764	240.0	15:58:34.515						
8		2:11.826	36.362	38.625	56.839	240.5	16:03:54.258	8		2:10.862	36.485	38.580	55.797	240.5	16:00:45.377						
9		2:11.855	36.202	38.417	57.236	242.1	16:06:06.113	9		2:18.596 P	36.067	38.347	1:04.182	240.5	16:03:03.973						
10		2:22.507	42.983	42.940	56.584	175.8	16:08:28.620	10		4:59.144	3:24.097	38.532	56.515		16:08:03.117						
11		2:11.585	36.442	38.769	56.374	240.0	16:10:40.205	11		2:13.000	36.568	38.272	58.160	245.4	16:10:16.117						
12		2:11.211	36.340	38.849	56.022	240.0	16:12:51.416	12		2:29.007 P	41.127	43.786	1:04.094	192.5	16:12:45.124						
13		4:35.053 P	38.798	41.892	3:14.363	240.5	16:17:26.469	13		3:49.276 P	2:04.768	40.146	1:04.362		16:16:34.400						
14		2:26.310	51.193	38.887	56.230		16:19:52.779	7 1 Marc De Fulgencio McLaren 570S 2 Thiago Vivacqua Teo Martin Motorsport													
15		2:12.738	36.602	39.309	56.827	233.2	16:22:05.517														
16		2:10.111	36.597	38.494	55.020	234.7	16:24:15.628														
17		2:39.210 P	37.186	39.416	1:22.608	235.2	16:26:54.838														
18		2:42.322 P	50.787	39.186	1:12.349		16:29:37.160	10 1 Daniel Díaz-Varela Audi R8 LMS 2 Manel Cerqueda Baporo Motorsport													
19			51.866	44.585																	
3 1 Nicolas Vandierendonck Porsche 991 Cup MY 2018 2 Filip Teunkens EMG Motorsport							1									15:44:24.460	15:41:35.884	1:15.248	1:33.328		15:44:24.460
							2									3:03.284	53.930	59.127	1:10.227	128.7	15:47:27.744
							3		2:38.640	45.442	48.624	1:04.574	201.4	15:50:06.384							
							4		3:00.673	52.494	51.673	1:16.506	121.3	15:53:07.057							
5		2:16.024	36.825	40.023	59.176	242.1	15:55:23.081	5		2:13.042	36.669	39.367	57.006	240.0	15:57:36.123						
6		2:13.042	36.669	39.367	57.006	240.0	15:57:36.123	6		2:21.908 P	36.669	40.256	1:04.983	241.0	15:59:58.031						
7		2:21.908 P	36.669	40.256	1:04.983	241.0	15:59:58.031	7		3:53.617	2:13.610	40.050	59.957		16:03:51.648						
8		3:53.617	2:13.610	40.050	59.957		16:03:51.648	8		2:13.893	36.652	39.293	57.948	238.9	16:06:05.541						
9		2:13.893	36.652	39.293	57.948	238.9	16:06:05.541	9		2:13.878	36.822	39.283	57.773	239.4	16:08:19.419						
10		2:13.878	36.822	39.283	57.773	239.4	16:08:19.419	10		2:22.837 P	36.667	39.313	1:06.857	238.4	16:10:42.256						
11		2:22.837 P	36.667	39.313	1:06.857	238.4	16:10:42.256	11		15:42:48.282	15:41:00.690	45.775	1:01.817		15:42:48.282						
12		15:42:48.282	15:41:00.690	45.775	1:01.817		15:42:48.282	12		2:14.019	37.234	39.757	57.028	230.7	15:45:02.301						
13		2:14.019	37.234	39.757	57.028	230.7	15:45:02.301	13		2:13.084	36.517	39.269	57.298	232.2	15:47:15.385						
14		2:13.084	36.517	39.269	57.298	232.2	15:47:15.385	14		2:12.902	36.698	39.335	56.869	231.7	15:49:28.287						
15		2:12.902	36.698	39.335	56.869	231.7	15:49:28.287	15		2:12.349	36.524	39.346	56.479	232.2	15:51:40.636						
16		2:12.349	36.524	39.346	56.479	232.2	15:51:40.636	16		2:24.555 P	37.630	40.300	1:06.625	232.7	15:54:05.191						
17		2:24.555 P	37.630	40.300	1:06.625	232.7	15:54:05.191	17		3:51.249	2:12.802	41.425	57.022		15:57:56.440						
18		3:51.249	2:12.802	41.425	57.022		15:57:56.440	18		2:12.497	36.504	39.183	56.810	232.2	16:00:08.937						
19		2:12.497	36.504	39.183	56.810	232.2	16:00:08.937	19		2:12.199	36.505	39.309	56.385	232.2	16:02:21.136						
20		2:12.199	36.505	39.309	56.385	232.2	16:02:21.136	20		2:11.832	36.084	39.244	56.504	232.2	16:04:32.968						
21		2:11.832	36.084	39.244	56.504	232.2	16:04:32.968	21		2:31.276 P	38.257	40.005	1:13.014	232.2	16:07:04.244						
22		2:31.276 P	38.257	40.005	1:13.014	232.2	16:07:04.244	22		4:36.276	2:55.927	43.474	56.875		16:11:40.520						
23		4:36.276	2:55.927	43.474	56.875		16:11:40.520	23		2:11.628	36.719	39.301	55.608	233.2	16:13:52.148						
24		2:11.628	36.719	39.301	55.608	233.2	16:13:52.148	24		2:11.592	36.519	39.064	56.009	233.2	16:16:03.740						
25		2:11.592	36.519	39.064	56.009	233.2	16:16:03.740	25		2:11.838	36.548	39.221	56.069	233.2	16:18:15.578						
26		2:11.838	36.548	39.221	56.069	233.2	16:18:15.578	26		2:24.798 P	36.392	39.162	1:09.244	233.7	16:20:40.376						
27		2:24.798 P	36.392	39.162	1:09.244	233.7	16:20:40.376	27		4:00.001	2:14.081	42.908	1:03.012		16:24:40.377						
28		4:00.001	2:14.081	42.908	1:03.012		16:24:40.377	28		2:11.360	36.283	38.938	56.139	234.2	16:26:51.737						
29		2:11.360	36.283	38.938	56.139	234.2	16:26:51.737	29		2:11.025	35.971	39.032	56.022	235.8	16:29:02.762						
30		2:11.025	35.971	39.032	56.022	235.8	16:29:02.762	30		2:33.998 P	37.343	39.055	1:17.600	235.2	16:31:36.760						
31		2:33.998 P	37.343	39.055	1:17.600	235.2	16:31:36.760														





Paul Ricard
GT Cup Open Europe
Free Practice - 2
Lap Analysis



11 1 Eugenio Pisani Porsche 991 Cup MY 2018
 SILVER 2 Michele Merendino Duell Race

Lap	D	Time	Sector 1	Sector 2	Sector 3	T. Spd	Elapsed
1		15:43:03.905	15:41:12.565	49.735	1:01.605		15:43:03.905
2		2:16.534	38.318	40.686	57.530	231.7	15:45:20.439
3		2:14.518	36.984	39.658	57.876	232.7	15:47:34.957
4		2:13.796	37.316	39.723	56.757	233.2	15:49:48.753
5		2:12.863	36.519	39.484	56.860	233.2	15:52:01.616
6		2:18.827 P	36.810	39.263	1:02.754	234.2	15:54:20.443
7		4:48.306	3:12.503	39.419	56.384		15:59:08.749
8		2:14.200	36.515	39.413	58.272	232.7	16:01:22.949
9		2:13.368	36.915	39.498	56.955	233.2	16:03:36.317
10		2:13.403	36.708	39.431	57.264	233.2	16:05:49.720
11		2:12.886	36.964	39.299	56.623	232.7	16:08:02.606
12		2:21.856 P	37.948	39.140	1:04.768	229.7	16:10:24.462
13		6:00.527 P	4:05.908	39.585	1:15.034		16:16:24.989
14		5:59.704	4:16.672	44.422	58.610		16:22:24.693
15		2:12.832	37.228	39.486	56.118	232.7	16:24:37.525
16		2:12.902	36.420	39.976	56.506	233.2	16:26:50.427
17		2:11.072	36.282	38.826	55.964	233.7	16:29:01.499
18		2:32.785 P	36.433	38.958	1:17.394	233.2	16:31:34.284

13 1 Juame Font Porsche 991 Cup MY 2018
 AM 2 Joan Vinyes Baporo Motorsport

Lap	D	Time	Sector 1	Sector 2	Sector 3	T. Spd	Elapsed
1		15:44:38.255	15:42:53.499	44.997	59.759		15:44:38.255
2		2:15.272	38.471	40.179	56.622	229.2	15:46:53.527
3		2:13.366	37.137	39.787	56.442	229.7	15:49:06.893
4		2:13.347	37.152	39.877	56.318	231.7	15:51:20.240
5		2:12.888	36.773	39.711	56.404	231.7	15:53:33.128
6		2:13.881	36.784	40.034	57.063	231.7	15:55:47.009
7		2:24.081 P	36.839	40.350	1:06.892	231.2	15:58:11.090
8		4:19.915	2:43.792	39.729	56.394		16:02:31.005
9		2:13.187	36.801	39.501	56.885	233.2	16:04:44.192
10		2:12.472	36.739	39.473	56.260	232.7	16:06:56.664
11		2:11.871	36.579	39.294	55.998	232.2	16:09:08.535
12		2:12.443	36.299	39.242	56.902	232.7	16:11:20.978
13		2:12.002	36.595	39.443	55.964	232.2	16:13:32.980
14		2:11.440	36.396	38.964	56.080	232.2	16:15:44.420
15		2:11.940	36.485	39.307	56.148	232.2	16:17:56.360
16		2:12.930	36.445	39.510	56.975	232.7	16:20:09.290
17		2:12.803	36.806	39.554	56.443	231.7	16:22:22.093
18		2:13.133	37.067	39.378	56.688	232.2	16:24:35.226
19		2:12.822	36.640	39.982	56.200	233.2	16:26:48.048
20		2:12.062	36.628	39.082	56.352	233.2	16:29:00.110
21		2:39.099 P	36.339	39.730	1:23.030	233.2	16:31:39.209

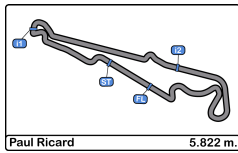
12 1 Glauco Solieri Lamborghini Huracan Super Trofeo Evo
 AM 2 Antonelli MotorSport

Lap	D	Time	Sector 1	Sector 2	Sector 3	T. Spd	Elapsed
1		15:46:10.471	15:44:27.011	43.917	59.543		15:46:10.471
2		2:13.772	37.486	40.141	56.145	238.9	15:48:24.243
3		2:12.255	36.505	39.321	56.429	240.0	15:50:36.498
4		2:11.090	36.291	38.889	55.910	239.4	15:52:47.588
5		2:10.640	35.922	38.781	55.937	241.6	15:54:58.228
6		4:32.502 P	40.790	43.166	3:08.546	223.1	15:59:30.730
7		2:31.180	54.427	39.826	56.927		16:02:01.910
8		2:13.834	37.192	39.123	57.519	241.0	16:04:15.744
9		5:07.258 P	36.234	38.786	3:52.238	240.5	16:09:23.002
10		2:29.954	54.350	39.622	55.982		16:11:52.956
11		2:10.707	36.125	39.031	55.551	241.6	16:14:03.663
12		2:10.672	36.090	38.493	56.089	242.1	16:16:14.335
13		2:11.712	36.394	39.354	55.964	242.1	16:18:26.047
14		2:10.063	35.972	38.727	55.364	241.0	16:20:36.110
15			38.603	40.123		240.5	

15 1 Fernando Navarrete Porsche 991 Cup MY 2018
 PROAM 2 Fernando Navarrete Jr. Duell Race

Lap	D	Time	Sector 1	Sector 2	Sector 3	T. Spd	Elapsed
1		15:42:56.405	15:41:06.056	50.453	59.896		15:42:56.405
2		2:13.237	37.050	39.555	56.632	230.7	15:45:09.642
3		2:11.857	36.407	39.556	55.894	231.2	15:47:21.499
4		2:11.854	36.743	39.571	55.540	231.7	15:49:33.353
5		2:31.697 P	40.546	46.982	1:04.169	232.2	15:52:05.050
6		4:58.241	2:55.955	45.136	1:17.150		15:57:03.291
7		2:26.014	40.757	43.233	1:02.024	193.5	15:59:29.305
8		2:22.858	40.659	42.269	59.930	224.0	16:01:52.163
9		2:24.539	42.062	41.807	1:00.670	200.0	16:04:16.702
10		2:19.327	38.514	41.120	59.693	231.7	16:06:36.029
11		2:18.517	38.994	41.100	58.423	231.7	16:08:54.546
12		2:53.154	39.189	1:13.947	1:00.018	225.4	16:11:47.700
13		2:29.444	41.083	47.986	1:00.375	231.7	16:14:17.144
14		2:18.098	38.480	41.081	58.537	232.2	16:16:35.242
15		2:18.403	38.946	40.590	58.867	230.7	16:18:53.645
16		2:17.639	38.115	40.361	59.163	231.7	16:21:11.284
17		2:18.481	38.573	40.099	59.809	231.2	16:23:29.765
18		2:33.232 P	38.140	40.748	1:14.344	232.2	16:26:02.997
19		4:29.056	2:48.815	41.691	58.550		16:30:32.053
20		2:40.133 P	41.241	43.345	1:15.547	230.7	16:33:12.186





Paul Ricard
GT Cup Open Europe
Free Practice - 2
Lap Analysis



18 1 Guillem Pujeu McLaren 570S **34** 1 Cédric Mezard Porsche 991 Cup gen II MY 2018
 SILVER 2 Faust Salom Teo Martin Motorsport PROAM 2 Steeve Hiesse Martinet By Almeras

Lap D	Time	Sector 1	Sector 2	Sector 3	T. Spd	Elapsed	Lap D	Time	Sector 1	Sector 2	Sector 3	T. Spd	Elapsed
1	15:50:15.907	15:47:25.355	1:22.980	1:27.572		15:50:15.907	1	15:42:39.563	15:40:58.119	43.641	57.803		15:42:39.563
2	2:52.003	50.553	52.468	1:08.982	146.3	15:53:07.910	2	2:13.136	37.156	40.396	55.584	230.2	15:44:52.699
3	2:30.279	44.850	45.227	1:00.202	166.9	15:55:38.189	3	2:10.722	36.091	39.072	55.559	231.2	15:47:03.421
4	2:38.754 P	44.055	45.805	1:08.894	153.4	15:58:16.943	4	2:11.574	36.136	39.935	55.503	232.2	15:49:14.995
5	3:52.313	2:16.715	39.326	56.272		16:02:09.256	5	2:10.990	36.144	39.317	55.529	232.7	15:51:25.985
6	2:10.822	35.813	38.974	56.035	246.0	16:04:20.078	6	2:20.996 P	36.140	39.024	1:05.832	234.2	15:53:46.981
7	2:10.897	35.903	38.923	56.071	246.0	16:06:30.975	7	5:50.384	4:03.536	50.702	56.146		15:59:37.365
8	2:12.129	35.612	39.535	56.982	244.8	16:08:43.104	8	2:12.306	36.339	39.331	56.636	233.2	16:01:49.671
9	2:13.498	37.068	40.333	56.097	235.2	16:10:56.602	9	2:22.332 P	36.189	39.325	1:06.818	234.2	16:04:12.003
10	2:32.585 P	38.743	45.244	1:08.598	242.6	16:13:29.187	10	5:06.860	3:29.153	40.128	57.579		16:09:18.863
11	4:17.454	2:42.117	39.291	56.046		16:17:46.641	11	2:14.436	37.355	40.131	56.950	233.7	16:11:33.299
12	2:11.211	36.279	39.137	55.795	243.7	16:19:57.852	12	2:24.645	45.569	40.850	58.226	233.2	16:13:57.944
13	2:11.842	36.397	39.057	56.388	242.6	16:22:09.694	13	2:14.891	37.108	40.115	57.668	233.2	16:16:12.835
14	2:10.990	35.813	39.203	55.974	244.3	16:24:20.684	14	2:16.467	37.623	41.426	57.418	233.2	16:18:29.302
15	2:11.774	36.122	39.079	56.573	243.2	16:26:32.458	15	2:15.256	36.794	40.479	57.983	232.7	16:20:44.558
16	2:11.732	35.978	39.137	56.617	243.2	16:28:44.190	16	2:13.379	36.685	39.535	57.159	232.7	16:22:57.937
17	2:32.009 P	36.537	39.135	1:16.337	242.6	16:31:16.199	17	2:14.909	36.871	40.218	57.820	233.2	16:25:12.846

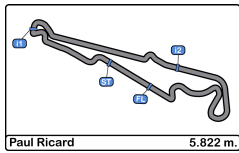
22 1 Niki Leutwiler Porsche 911 Cup MY 2018
 AM 2 Niki Leutwiler / PZ OBERER ZURICKSEE by TFT

Lap D	Time	Sector 1	Sector 2	Sector 3	T. Spd	Elapsed	Lap D	Time	Sector 1	Sector 2	Sector 3	T. Spd	Elapsed
1	15:44:20.434	15:42:33.401	46.006	1:01.027		15:44:20.434	18	2:14.157	37.111	39.730	57.316	233.2	16:27:27.003
2	2:12.233	37.070	39.046	56.117	230.2	15:46:32.667	19	2:13.758	36.926	39.985	56.847	233.7	16:29:40.761
3	2:11.988	36.759	39.157	56.072	231.2	15:48:44.655	20	2:31.354 P	38.230	43.862	1:09.262	233.7	16:32:12.115
4	2:11.080	36.264	39.068	55.748	232.2	15:50:55.735							
5	2:10.835	36.504	38.901	55.430	232.7	15:53:06.570							
6	2:19.154 P	36.052	39.727	1:03.375	233.7	15:55:25.724							
7	6:10.956	4:36.003	38.925	56.028		16:01:36.680							
8	2:11.131	36.320	39.196	55.615	232.2	16:03:47.811							
9	2:11.677	36.131	39.650	55.896	234.2	16:05:59.488							
10	2:19.781 P	36.089	40.261	1:03.431	234.2	16:08:19.269							
11	5:18.813	3:44.257	38.993	55.563		16:13:38.082							
12	2:10.347	36.066	38.865	55.416	232.2	16:15:48.429							
13	2:10.972	36.092	39.298	55.582	232.7	16:17:59.401							
14	2:24.666 P	41.000	39.231	1:04.435	233.2	16:20:24.067							
15	4:18.020	2:41.883	39.496	56.641		16:24:42.087							
16	2:10.617	36.082	39.077	55.458	234.7	16:26:52.704							
17	2:39.653 P	36.132	58.394	1:05.127	234.7	16:29:32.357							

27 1 JP Mauro Lamborghini Huracan Super Trofeo Evo
 AM 2 Rodolfo Toni Vincenzo Sospiri Racing

Lap D	Time	Sector 1	Sector 2	Sector 3	T. Spd	Elapsed	Lap D	Time	Sector 1	Sector 2	Sector 3	T. Spd	Elapsed
1	15:48:48.144 P	15:46:58.911	42.708	1:06.525		15:48:48.144	1	15:43:44.090	15:41:31.097	57.363	1:15.630		15:43:44.090
2	2:43.870	54.034	47.324	1:02.512		15:51:32.014	2	2:16.869	38.330	40.373	58.166	229.7	15:46:00.959
3	2:11.583	36.323	39.115	56.145	237.8	15:53:43.597	3	2:12.830	36.349	39.243	57.238	231.7	15:48:13.789
4	2:11.711	36.372	39.999	55.340	237.8	15:55:55.308	4	2:12.445	36.280	39.232	56.933	232.2	15:50:26.234
5	2:10.981	35.750	38.749	56.482	240.0	15:58:06.289	5	2:12.919	36.425	39.475	57.019	232.7	15:52:39.153
6	2:21.141 P	37.058	39.687	1:04.396	236.3	16:00:27.430	6	2:12.092	36.135	39.280	56.677	232.7	15:54:51.245
7	3:28.071 P	1:42.056	40.736	1:05.279		16:03:55.501	7	2:12.107	36.216	39.198	56.693	232.7	15:57:03.352
8	4:26.530	2:48.351	40.354	57.825		16:08:22.031	8	2:18.920 P	36.558	39.189	1:03.173	232.2	15:59:22.272
9	2:11.301	36.535	38.856	55.910	240.0	16:10:33.332	9	5:27.665	3:51.390	39.552	56.723		16:04:49.937
10	2:10.516	36.557	38.771	55.188	240.0	16:12:43.848	10	2:11.637	36.350	39.065	56.222	233.2	16:07:01.574
11	2:10.944	36.566	38.870	55.508	236.8	16:14:54.792	11	2:12.769	36.741	38.987	57.041	233.2	16:09:14.343
12	2:21.226 P	36.247	40.536	1:04.443	238.4	16:17:16.018	12	2:11.592	36.193	39.006	56.393	232.7	16:11:25.935
13	3:47.352 P	1:56.854	42.722	1:07.776		16:21:03.370	13	2:25.313 P	36.495	43.174	1:05.644	232.7	16:13:51.248





Paul Ricard
GT Cup Open Europe
Free Practice - 2
Lap Analysis



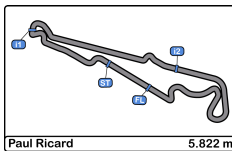
71 1 Pierre Martinet Porsche 991 Cup MY2017
 AM 2 Gérard Tremblay Martinet By Almeras

Lap	D	Time	Sector 1	Sector 2	Sector 3	T. Spd	Elapsed
1		15:43:29.848	15:41:23.799	54.043	1:12.006		15:43:29.848
2		2:34.076	43.699	44.123	1:06.254	225.9	15:46:03.924
3		2:31.345	41.349	44.979	1:05.017	228.3	15:48:35.269
4		2:31.145	42.723	44.198	1:04.224	228.8	15:51:06.414
5		2:29.095	41.478	43.561	1:04.056	227.8	15:53:35.509
6		2:29.494	40.768	44.411	1:04.315	230.2	15:56:05.003
7		2:27.946	41.408	43.807	1:02.731	228.3	15:58:32.949
8		2:26.247	40.328	42.925	1:02.994	230.7	16:00:59.196
9		2:28.016	40.886	44.256	1:02.874	230.7	16:03:27.212
10		2:27.267	40.509	44.139	1:02.619	229.2	16:05:54.479
11		2:43.555 P	40.512	46.269	1:16.774	229.2	16:08:38.034
12		4:36.889	2:54.523	41.890	1:00.476		16:13:14.923
13		2:18.124	38.594	41.147	58.383	231.2	16:15:33.047
14		2:18.549	39.326	40.924	58.299	230.7	16:17:51.596
15		2:18.481	38.555	40.714	59.212	232.7	16:20:10.077
16		2:16.641	38.183	40.771	57.687	233.2	16:22:26.718
17		2:18.134	38.035	41.799	58.300	234.7	16:24:44.852
18		2:18.113	39.112	40.798	58.203	235.2	16:27:02.965
19		2:15.964	37.771	40.286	57.907	233.2	16:29:18.929
20		2:40.897 P	38.164	44.981	1:17.752	233.7	16:31:59.826

81 1 Lino Curti Porsche 991 Cup gen II MY 2018
 PROAM 2 Carlo Curti Tsunami RT

Lap	D	Time	Sector 1	Sector 2	Sector 3	T. Spd	Elapsed
1		15:43:31.191	15:41:25.317	56.512	1:09.362		15:43:31.191
2		2:20.788	40.076	40.475	1:00.237	230.7	15:45:51.979
3		2:12.778	36.998	39.354	56.426	231.7	15:48:04.757
4		2:12.367	36.486	39.363	56.518	232.7	15:50:17.124
5		2:12.703	36.690	39.539	56.474	232.2	15:52:29.827
6		2:12.006	36.677	39.384	55.945	231.7	15:54:41.833
7		2:11.793	36.396	39.326	56.071	231.7	15:56:53.626
8		2:20.506 P	36.814	40.200	1:03.492	232.2	15:59:14.132
9		5:21.696	3:25.976	49.767	1:05.953		16:04:35.828
10		2:11.352	36.602	39.162	55.588	231.7	16:06:47.180
11		2:10.914	36.354	39.084	55.476	231.7	16:08:58.094
12		2:22.903 P	36.259	41.506	1:05.138	232.2	16:11:20.997
13		4:27.936	2:46.448	39.857	1:01.631		16:15:48.933
14		2:11.956	36.510	39.097	56.349	233.7	16:18:00.889
15		2:25.091 P	36.703	40.308	1:08.080	232.7	16:20:25.980
16		2:56.805	1:19.779	39.472	57.554		16:23:22.785
17		2:12.322	36.743	39.175	56.404	231.7	16:25:35.107
18		2:12.451	36.853	39.178	56.420	232.7	16:27:47.558
19		2:12.012	36.396	39.126	56.490	231.7	16:29:59.570
20		2:51.289 P	44.905	52.766	1:13.618	231.2	16:32:50.859



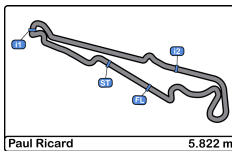


Paul Ricard
 GT Cup Open Europe
 Free Practice - 2
Best Sectors Results



Sector - 1				Sector - 2				Sector - 3				Ideal Lap vs Best Lap					
Clas	Nº	Driver	Time	Nº	Driver	Time	Nº	Driver	Time	Clas	Nº	Driver	Ideal Lap	Best Lap	Clas		
1	18	Pujeu - Salom	35.612	2	Basso - Salas	37.568	2	Basso - Salas	55.020	1	2	Basso - Salas	2:08.790	2:10.111	2		
2	27	Mauro - Toni	35.750	6	Koller - Liberati	38.272	27	Mauro - Toni	55.188	2	27	Mauro - Toni	2:09.687	2:10.516	4		
3	12	Glauco Solieri	35.922	12	Glauco Solieri	38.493	12	Glauco Solieri	55.364	3	12	Glauco Solieri	2:09.779	2:10.063	1		
4	3	Vandierendonck -	35.931	27	Mauro - Toni	38.749	22	Niki Leutwiler	55.416	4	6	Koller - Liberati	2:10.103	2:10.862	7		
5	10	Díaz-Varela - Cerqueda	35.971	11	Pisani - Merendino	38.826	81	Curti - Curti	55.476	5	18	Pujeu - Salom	2:10.330	2:10.822	6		
6	37	John De Wilde	35.982	22	Niki Leutwiler	38.865	34	Mezard - Hiesse	55.503	6	22	Niki Leutwiler	2:10.333	2:10.347	3		
7	22	Niki Leutwiler	36.052	18	Pujeu - Salom	38.923	15	Navarrete - Navarrete Jr.	55.540	7	10	Díaz-Varela - Cerqueda	2:10.517	2:11.025	9		
8	6	Koller - Liberati	36.067	10	Díaz-Varela - Cerqueda	38.938	10	Díaz-Varela - Cerqueda	55.608	8	34	Mezard - Hiesse	2:10.618	2:10.722	5		
9	34	Mezard - Hiesse	36.091	13	Font - Vinyes	38.964	6	Koller - Liberati	55.764	9	81	Curti - Curti	2:10.819	2:10.914	8		
10	2	Basso - Salas	36.202	37	John De Wilde	38.987	18	Pujeu - Salom	55.795	10	37	John De Wilde	2:11.053	2:11.243	11		
11	81	Curti - Curti	36.259	34	Mezard - Hiesse	39.024	3	Vandierendonck -	55.949	11	3	Vandierendonck -	2:11.062	2:11.608	13		
12	11	Pisani - Merendino	36.282	81	Curti - Curti	39.084	11	Pisani - Merendino	55.964	12	11	Pisani - Merendino	2:11.072	2:11.072	10		
13	13	Font - Vinyes	36.299	3	Vandierendonck -	39.182	13	Font - Vinyes	55.964	13	13	Font - Vinyes	2:11.227	2:11.440	12		
14	15	Navarrete - Navarrete Jr.	36.407	7	De Fulgencio - Vivacqua	39.283	37	John De Wilde	56.084	14	15	Navarrete - Navarrete Jr.	2:11.502	2:11.854	14		
15	7	De Fulgencio - Vivacqua	36.652	15	Navarrete - Navarrete Jr.	39.555	7	De Fulgencio - Vivacqua	57.006	15	7	De Fulgencio - Vivacqua	2:12.941	2:13.042	15		
16	71	Martinet - Tremblay	37.771	71	Martinet - Tremblay	40.286	71	Martinet - Tremblay	57.687	16	71	Martinet - Tremblay	2:15.744	2:15.964	16		





Paul Ricard
GT Cup Open Europe
Free Practice - 2
Best 5 Lap Times



Cl	N°	Entrant/Team	Nat	Driver 1	Nat	Status	Driver 2	Nat	Status	Vehicle	Cat	Cl	Best 1		Best 2		Best 3		Best 4		Best 5	
													Time	Lap	Time	Lap	Time	Lap	Time	Lap	Time	Lap
1	12	Antonelli MotorSport	ITA	Glauco Solieri	ITA					Lamborghini Huracan Super	AM	1	2:10.063	14	2:10.640	5	2:10.672	12	2:10.707	11	2:11.090	4
2	2	Sports and You	PRY	Marcio Basso	BRA		Guilherme Salas	BRA		Mercedes AMG R	PROAM	1	2:10.111	16	2:11.211	12	2:11.585	11	2:11.826	8	2:11.855	9
3	22	Niki Leutwiler / PZ OBERER	CHE	Niki Leutwiler	CHE					Porsche 911 Cup MY 201	AM	2	2:10.347	12	2:10.617	16	2:10.835	5	2:10.972	13	2:11.080	4
4	27	Vincenzo Sospiri Racing	ITA	JP Mauro	BRA		Rodolfo Toni	BRA		Lamborghini Huracan Super	AM	3	2:10.516	10	2:10.944	11	2:10.981	5	2:11.301	9	2:11.583	3
5	34	Martinet By Almeras	FRA	Cédric Mezard	FRA		Steeve Hiesse	FRA		Porsche 991 Cup gen II MY	PROAM	2	2:10.722	3	2:10.990	5	2:11.574	4	2:12.306	8	2:13.136	2
6	18	Teo Martin Motorsport	ESP	Guillem Pujeu	ESP		Faust Salom	ESP		McLaren 570S	SILVER	1	2:10.822	6	2:10.897	7	2:10.990	14	2:11.211	12	2:11.732	16
7	6	Vincenzo Sospiri Racing	ITA	Hans-Peter Koller	CHE		Edoardo Liberati	ITA		Lamborghini Huracan Super	PROAM	3	2:10.862	8	2:11.262	7	2:12.368	3	2:13.000	11	2:18.596	9
8	81	Tsunami RT	ITA	Lino Curti	ITA		Carlo Curti	ITA		Porsche 991 Cup gen II MY	PROAM	4	2:10.914	11	2:11.352	10	2:11.793	7	2:11.956	14	2:12.006	6
9	10	Baporo Motorsport	ESP	Daniel Díaz-Varela	ESP		Manel Cerqueda	AND		Audi R8 LMS	AM	4	2:11.025	19	2:11.360	18	2:11.592	14	2:11.628	13	2:11.832	10
10	11	Duell Race	ITA	Eugenio Pisani	ITA		Michele Merendino	ITA		Porsche 991 Cup MY 201	SILVER	2	2:11.072	17	2:12.832	15	2:12.863	5	2:12.886	11	2:12.902	16
11	37	EMG Motorsport	BEL	John De Wilde	BEL					Porsche 991 Cup MY 201	AM	5	2:11.243	16	2:11.592	12	2:11.635	15	2:11.637	10	2:11.638	18
12	13	Baporo Motorsport	ESP	Juame Font	ESP		Joan Vinyes	AND		Porsche 991 Cup MY 201	AM	6	2:11.440	14	2:11.871	11	2:11.940	15	2:12.002	13	2:12.062	20
13	3	EMG Motorsport	BEL	Nicolas Vandierendonck	BEL		Filip Teunkens	BEL		Porsche 991 Cup MY 201	AM	7	2:11.608	17	2:11.653	19	2:11.864	7	2:11.999	6	2:12.054	18
14	15	Duell Race	ITA	Fernando Navarrete	ESP		Fernando Navarrete Jr.	ESP		Porsche 991 Cup MY 201	PROAM	5	2:11.854	4	2:11.857	3	2:13.237	2	2:17.639	16	2:18.098	14
15	7	Teo Martin Motorsport	ESP	Marc De Fulgencio	ESP		Thiago Vivacqua	BRA		McLaren 570S	SILVER	3	2:13.042	6	2:13.878	10	2:13.893	9	2:16.024	5	2:21.908	7
16	71	Martinet By Almeras	FRA	Pierre Martinet	FRA		Gérard Tremblay	FRA		Porsche 991 Cup MY2017	AM	8	2:15.964	19	2:16.641	16	2:18.113	18	2:18.124	13	2:18.134	17



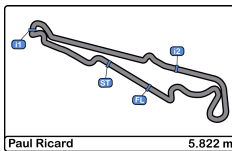


Paul Ricard
GT Cup Open Europe
Free Practice - 2
Best 5 Top Speeds



Cl	N°	Entrant/Team	Nat	Driver 1	Nat	Status	Driver 2	Nat	Status	Vehicle	Cat	Cl	Top 1		Top 2		Top 3		Top 4		Top 5		Avg
													Km/h	Lap	Km/h	Lap	Km/h	Lap	Km/h	Lap	Km/h	Lap	
1	18	Teo Martin Motorsport	ESP	Guillem Pujeu	ESP		Faust Salom	ESP		McLaren 570S	SILVER	1	246.0	6	246.0	7	244.8	8	244.3	14	243.7	12	245.0
2	6	Vincenzo Sospiri Racing	ITA	Hans-Peter Koller	CHE		Edoardo Liberati	ITA		Lamborghini Huracan Super	PROAM	1	245.4	11	241.6	3	240.5	8	240.5	9	240.0	7	241.6
3	2	Sports and You	PRT	Marcio Basso	BRA		Guilherme Salas	BRA		Mercedes AMG R	PROAM	2	242.1	9	240.5	8	240.5	13	240.0	5	240.0	6	240.6
4	7	Teo Martin Motorsport	ESP	Marc De Fulgencio	ESP		Thiago Vivacqua	BRA		McLaren 570S	SILVER	2	242.1	5	241.0	7	240.0	6	239.4	10	238.9	9	240.3
5	12	Antonelli MotorSport	ITA	Glauco Solieri	ITA					Lamborghini Huracan Super	AM	1	242.1	12	242.1	13	241.6	5	241.6	11	241.0	8	241.7
6	27	Vincenzo Sospiri Racing	ITA	JP Mauro	BRA		Rodolfo Toni	BRA		Lamborghini Huracan Super	AM	2	240.0	5	240.0	9	240.0	10	238.4	12	237.8	3	239.2
7	10	Baporo Motorsport	ESP	Daniel Díaz-Varela	ESP		Manel Cerqueda	AND		Audi R8 LMS	AM	3	235.8	19	235.2	20	234.2	18	233.7	16	233.2	13	234.4
8	37	EMG Motorsport	BEL	John De Wilde	BEL					Porsche 991 Cup MY 201	AM	4	235.8	18	234.7	19	234.2	17	234.2	20	233.2	10	234.4
9	71	Martinet By Almeras	FRA	Pierre Martinet	FRA		Gérard Tremblay	FRA		Porsche 991 Cup MY2017	AM	5	235.2	18	234.7	17	233.7	20	233.2	16	233.2	19	234.0
10	22	Niki Leutwiler / PZ OBERER	CHE	Niki Leutwiler	CHE					Porsche 911 Cup MY 201	AM	6	234.7	16	234.7	17	234.2	9	234.2	10	233.7	6	234.3
11	3	EMG Motorsport	BEL	Nicolas Vandierendonck	BEL		Filip Teunkens	BEL		Porsche 991 Cup MY 201	AM	7	234.2	6	234.2	11	233.7	7	233.7	8	233.7	14	233.9
12	11	Duell Race	ITA	Eugenio Pisani	ITA		Michele Merendino	ITA		Porsche 991 Cup MY 201	SILVER	3	234.2	6	233.7	17	233.2	4	233.2	5	233.2	9	233.5
13	34	Martinet By Almeras	FRA	Cédric Mezard	FRA		Steeve Hiesse	FRA		Porsche 991 Cup gen II MY	PROAM	3	234.2	6	234.2	9	233.7	11	233.7	19	233.7	20	233.9
14	81	Tsunami RT	ITA	Lino Curti	ITA		Carlo Curti	ITA		Porsche 991 Cup gen II MY	PROAM	4	233.7	14	232.7	4	232.7	15	232.7	18	232.2	5	232.8
15	13	Baporo Motorsport	ESP	Juame Font	ESP		Joan Vinyes	AND		Porsche 991 Cup MY 201	AM	8	233.2	9	233.2	19	233.2	20	233.2	21	232.7	10	233.1
16	15	Duell Race	ITA	Fernando Navarrete	ESP		Fernando Navarrete Jr.	ESP		Porsche 991 Cup MY 201	PROAM	5	232.2	5	232.2	14	232.2	18	231.7	4	231.7	10	232.0



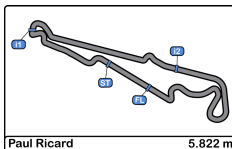


Paul Ricard
GT Cup Open Europe
Free Practice - 2
Fastest Laps Sequence



Lap	Time of Day	Session Time	Nº	Entrant/Team	Nat	Driver 1	Nat	Status	Driver 2	Nat	Status	Vehicle	Cat	Time	Km/h
2	15:44:52.699	4:52.699	34	Martinet By Almeras	FRA	Cédric Mezard	FRA		Steeve Hiesse	FRA		Porsche 991 Cup gen II	PROAM	2:13.136	157.4
2	15:46:32.667	6:32.667	22	Niki Leutwiler / PZ OBERER	CHE	Niki Leutwiler	CHE					Porsche 911 Cup MY 2018	AM	2:12.233	158.5
3	15:47:03.421	7:03.421	34	Martinet By Almeras	FRA	Cédric Mezard	FRA		Steeve Hiesse	FRA		Porsche 991 Cup gen II	PROAM	2:10.722	160.3
5	15:54:58.228	14:58.228	12	Antonelli MotorSport	ITA	Glauco Solieri	ITA					Lamborghini Huracan	AM	2:10.640	160.4
10	16:12:43.848	32:43.848	27	Vincenzo Sospiri Racing	ITA	JP Mauro	BRA		Rodolfo Toni	BRA		Lamborghini Huracan	AM	2:10.516	160.5
12	16:15:48.429	35:48.429	22	Niki Leutwiler / PZ OBERER	CHE	Niki Leutwiler	CHE					Porsche 911 Cup MY 2018	AM	2:10.347	160.7
14	16:20:36.110	40:36.110	12	Antonelli MotorSport	ITA	Glauco Solieri	ITA					Lamborghini Huracan	AM	2:10.063	161.1



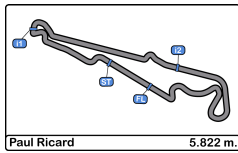


Paul Ricard
GT Cup Open Europe
Free Practice - 2
Event Best Maximum Speed



Nº	Entrant/Team	Nat	Driver 1	Nat	Status	Driver 2	Nat	Status	Vehicle	Cat	Km/h	Session
18	Teo Martin Motorsport	ESP	Guillem Pujeu	ESP		Faust Salom	ESP		McLaren 570S	SILVER	246.0	Free Practice - 2
6	Vincenzo Sospiri Racing	ITA	Hans-Peter Koller	CHE		Edoardo Liberati	ITA		Lamborghini Huracan	PROAM	245.4	Free Practice - 2
7	Teo Martin Motorsport	ESP	Marc De Fulgencio	ESP		Thiago Vivacqua	BRA		McLaren 570S	SILVER	244.3	Free Practice - 1
2	Sports and You	PRT	Marcio Basso	BRA		Guilherme Salas	BRA		Mercedes AMG R	PROAM	242.1	Free Practice - 2
12	Antonelli MotorSport	ITA	Glauco Solieri	ITA					Lamborghini Huracan	AM	242.1	Free Practice - 2
27	Vincenzo Sospiri Racing	ITA	JP Mauro	BRA		Rodolfo Toni	BRA		Lamborghini Huracan	AM	240.0	Free Practice - 2
32	Three Sixty Racing Team	ESP	Fernando Fortes	BRA		Julio Carlos Martini Filho	BRA		Mercedes AMG R	AM	237.8	Free Practice - 1
37	EMG Motorsport	BEL	John De Wilde	BEL					Porsche 991 Cup MY 2018	AM	235.8	Free Practice - 2
10	Baporo Motorsport	ESP	Daniel Díaz-Varela	ESP		Manel Cerqueda	AND		Audi R8 LMS	AM	235.8	Free Practice - 2
71	Martinet By Almeras	FRA	Pierre Martinet	FRA		Gérard Tremblay	FRA		Porsche 991 Cup MY2017	AM	235.2	Free Practice - 2
22	Niki Leutwiler / PZ OBERER	CHE	Niki Leutwiler	CHE					Porsche 911 Cup MY 2018	AM	234.7	Free Practice - 2
34	Martinet By Almeras	FRA	Cédric Mezard	FRA		Steeve Hiesse	FRA		Porsche 991 Cup gen II	PROAM	234.2	Free Practice - 2
11	Duell Race	ITA	Eugenio Pisani	ITA		Michele Merendino	ITA		Porsche 991 Cup MY 2018	SILVER	234.2	Free Practice - 2
3	EMG Motorsport	BEL	Nicolas Vandierendonck	BEL		Filip Teunkens	BEL		Porsche 991 Cup MY 2018	AM	234.2	Free Practice - 2
81	Tsunami RT	ITA	Lino Curti	ITA		Carlo Curti	ITA		Porsche 991 Cup gen II	PROAM	233.7	Free Practice - 2
13	Baporo Motorsport	ESP	Juame Font	ESP		Joan Vinyes	AND		Porsche 991 Cup MY 2018	AM	233.2	Free Practice - 2
15	Duell Race	ITA	Fernando Navarrete	ESP		Fernando Navarrete Jr.	ESP		Porsche 991 Cup MY 2018	PROAM	232.7	Free Practice - 1





Paul Ricard
GT Cup Open Europe
Free Practice - 2
Pit Stop Analysis



2 Marcio Basso PROAM Sports and You
 Guilherme Salas Mercedes AMG R

Nr.	In Day Time	In Time	Out Time	Pit Time	T. Pit Time	Handicap	Penalty
1	15:54:07.517	15:54:07.517	15:59:26.809	5:19.292	5:19.292		
2	16:15:12.003	16:15:12.003	16:17:43.014	2:31.011	7:50.303		
3	16:26:25.868	16:26:25.868	16:27:11.384	45.516	8:35.819		
4	16:29:21.163	16:29:21.163	16:29:53.706	32.543	9:08.362		

3 Nicolas Vandierendonck AM EMG Motorsport
 Filip Teunkens Porsche 991 Cup MY 2018

Nr.	In Day Time	In Time	Out Time	Pit Time	T. Pit Time	Handicap	Penalty
1	15:59:09.957	15:59:09.957	16:01:29.821	2:19.864	2:19.864		
2	16:17:27.562	16:17:27.562	16:20:01.665	2:34.103	4:53.967		

6 Hans-Peter Koller PROAM Vincenzo Sospiri Racing
 Edoardo Liberati Lamborghini Huracan Super Trofeo Evo

Nr.	In Day Time	In Time	Out Time	Pit Time	T. Pit Time	Handicap	Penalty
1	15:50:21.739	15:50:21.739	15:50:47.366	25.627	25.627		
2	15:52:58.965	15:52:58.965	15:54:10.656	1:11.691	1:37.318		
3	16:02:55.478	16:02:55.478	16:05:50.286	2:54.808	4:32.126		
4	16:12:36.679	16:12:36.679	16:14:12.677	1:35.998	6:08.124		

7 Marc De Fulgencio SILVER Teo Martin Motorsport
 Thiago Vivacqua McLaren 570S

Nr.	In Day Time	In Time	Out Time	Pit Time	T. Pit Time	Handicap	Penalty
1	15:59:49.643	15:59:49.643	16:01:32.502	1:42.859	1:42.859		

10 Daniel Diaz-Varela AM Baporo Motorsport
 Manel Cerqueda Audi R8 LMS

Nr.	In Day Time	In Time	Out Time	Pit Time	T. Pit Time	Handicap	Penalty
1	15:53:56.029	15:53:56.029	15:55:36.013	1:39.984	1:39.984		
2	16:06:51.733	16:06:51.733	16:09:12.739	2:21.006	4:00.990		
3	16:20:31.226	16:20:31.226	16:22:13.753	1:42.527	5:43.517		

11 Eugenio Pisani SILVER Duell Race
 Michele Merendino Porsche 991 Cup MY 2018

Nr.	In Day Time	In Time	Out Time	Pit Time	T. Pit Time	Handicap	Penalty
1	15:54:11.863	15:54:11.863	15:56:51.596	2:39.733	2:39.733		
2	16:10:15.914	16:10:15.914	16:13:53.594	3:37.680	6:17.413		
3	16:16:16.361	16:16:16.361	16:19:56.635	3:40.274	9:57.687		

12 Glauco Solieri AM Antonelli MotorSport
 Lamborghini Huracan Super Trofeo Evo

Nr.	In Day Time	In Time	Out Time	Pit Time	T. Pit Time	Handicap	Penalty
1	15:57:22.655	15:57:22.655	15:59:47.736	2:25.081	2:25.081		
2	16:06:27.771	16:06:27.771	16:09:39.821	3:12.050	5:37.131		

13 Juame Font AM Baporo Motorsport
 Joan Vinyes Porsche 991 Cup MY 2018

Nr.	In Day Time	In Time	Out Time	Pit Time	T. Pit Time	Handicap	Penalty
1	15:58:02.084	15:58:02.084	16:00:17.019	2:14.935	2:14.935		

15 Fernando Navarrete PROAM Duell Race
 Fernando Navarrete Jr. Porsche 991 Cup MY 2018

Nr.	In Day Time	In Time	Out Time	Pit Time	T. Pit Time	Handicap	Penalty
1	15:51:56.276	15:51:56.276	15:54:16.062	2:19.786	2:19.786		

18 Guillem Pujeu SILVER Teo Martin Motorsport
 Faust Salom McLaren 570S

Nr.	In Day Time	In Time	Out Time	Pit Time	T. Pit Time	Handicap	Penalty
1	15:58:08.532	15:58:08.532	15:59:55.239	1:46.707	1:46.707		
2	16:13:20.731	16:13:20.731	16:15:34.765	2:14.034	4:00.741		

22 Niki Leutwiler AM Niki Leutwiler / PZ OBERER ZURICKSEE by TFT
 Porsche 911 Cup MY 2018

Nr.	In Day Time	In Time	Out Time	Pit Time	T. Pit Time	Handicap	Penalty
1	15:55:17.221	15:55:17.221	15:59:22.101	4:04.880	4:04.880		
2	16:08:10.815	16:08:10.815	16:11:24.008	3:13.193	7:18.073		
3	16:20:15.539	16:20:15.539	16:22:21.198	2:05.659	9:23.732		

27 JP Mauro AM Vincenzo Sospiri Racing
 Rodolfo Toni Lamborghini Huracan Super Trofeo Evo

Nr.	In Day Time	In Time	Out Time	Pit Time	T. Pit Time	Handicap	Penalty
1	15:45:06.732	15:45:06.732	15:46:18.560	1:11.828	1:11.828		
2	15:48:39.613	15:48:39.613	15:49:05.351	25.738	1:37.566		
3	16:00:18.933	16:00:18.933	16:01:30.469	1:11.536	2:49.102		
4	16:03:46.966	16:03:46.966	16:06:06.833	2:19.867	5:08.969		
5	16:17:07.226	16:17:07.226	16:18:33.675	1:26.449	6:35.418		

34 Cédric Mezard PROAM Martinet By Almeras
 Steeve Hiesse Porsche 991 Cup gen II MY 2018

Nr.	In Day Time	In Time	Out Time	Pit Time	T. Pit Time	Handicap	Penalty
1	15:53:38.210	15:53:38.210	15:57:07.391	3:29.181	3:29.181		
2	16:04:03.186	16:04:03.186	16:07:00.841	2:57.655	6:26.836		

37 John De Wilde AM EMG Motorsport
 Porsche 991 Cup MY 2018

Nr.	In Day Time	In Time	Out Time	Pit Time	T. Pit Time	Handicap	Penalty
1	15:59:13.302	15:59:13.302	16:02:36.372	3:23.070	3:23.070		
2	16:13:42.306	16:13:42.306	16:15:57.625	2:15.319	5:38.389		

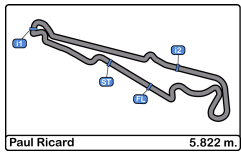
71 Pierre Martinet AM Martinet By Almeras
 Gérard Tremblay Porsche 991 Cup MY2017

Nr.	In Day Time	In Time	Out Time	Pit Time	T. Pit Time	Handicap	Penalty
1	16:08:27.722	16:08:27.722	16:10:52.925	2:25.203	2:25.203		

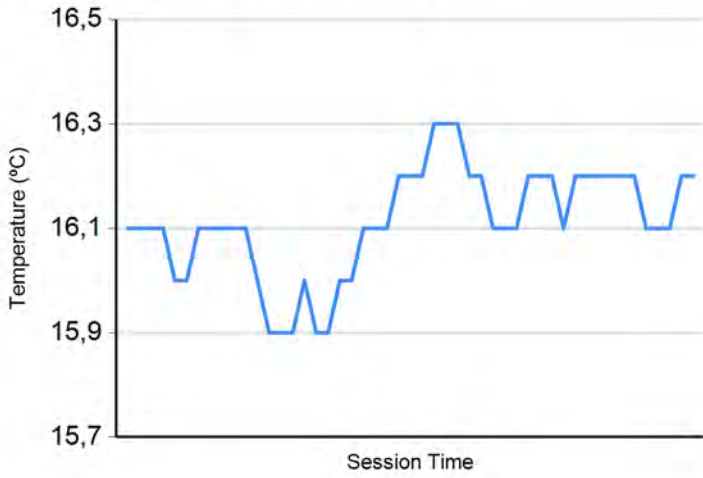
81 Lino Curti PROAM Tsunami RT
 Carlo Curti Porsche 991 Cup gen II MY 2018

Nr.	In Day Time	In Time	Out Time	Pit Time	T. Pit Time	Handicap	Penalty
1	15:59:05.511	15:59:05.511	16:01:49.920	2:44.409	2:44.409		
2	16:11:12.368	16:11:12.368	16:13:27.679	2:15.311	4:59.720		
3	16:20:17.341	16:20:17.341	16:21:09.748	52.407	5:52.127		

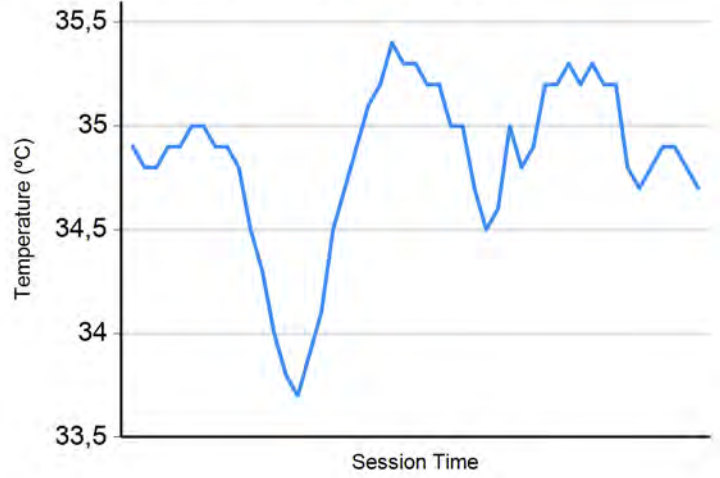




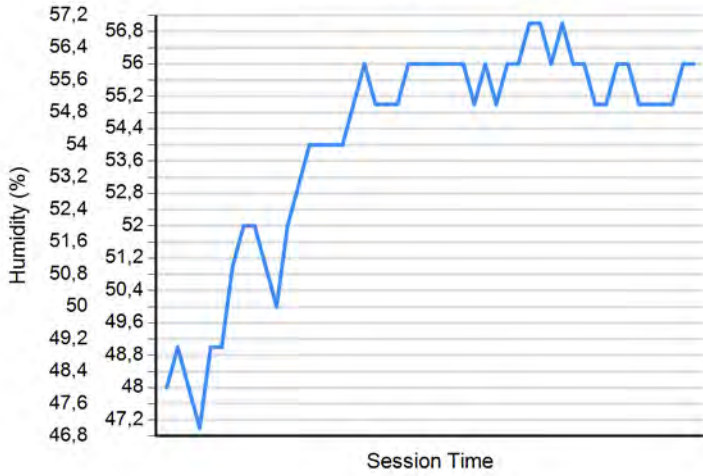
Air Temperature



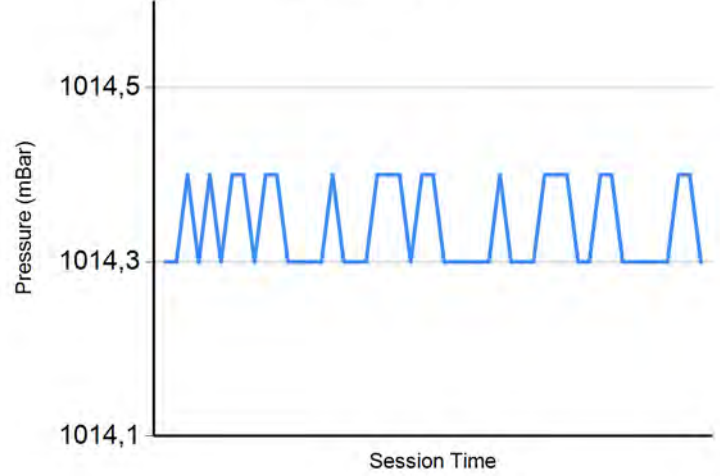
Track Temperature



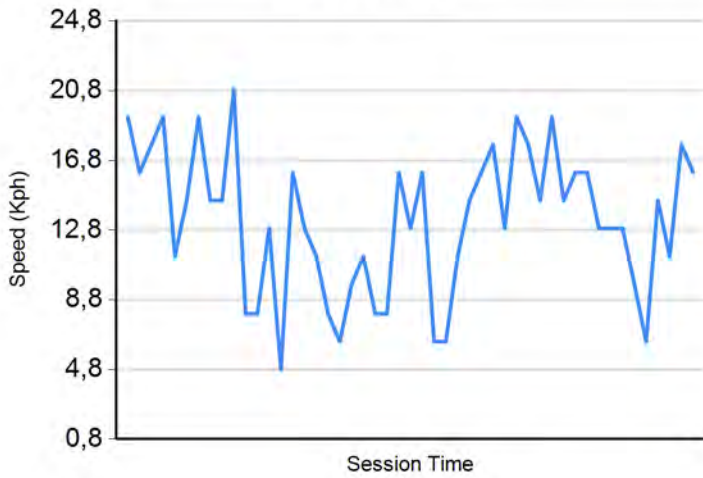
Humidity



Pressure

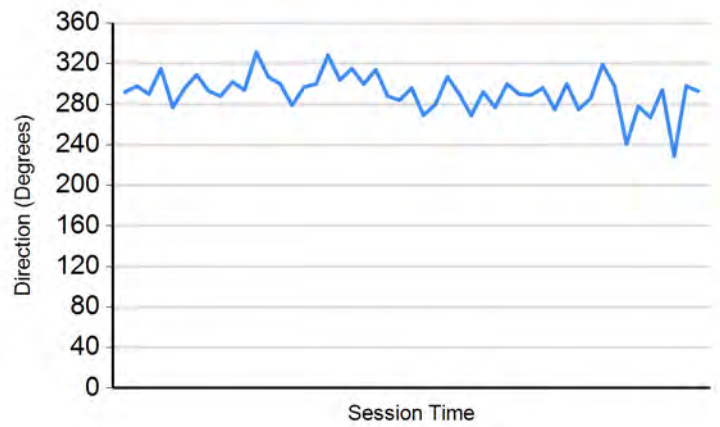


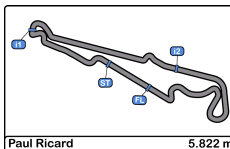
Wind Speed



Wind direction

North = 0°/360° Est = 90° South = 180° West = 270°





Paul Ricard
GT Cup Open Europe
Free Practice 1 - 2
Results

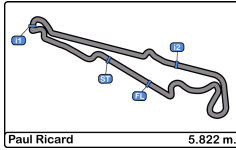


Cls	Nº	Entrant/Team	Nat	Driver 1	Nat	Status	Driver 2	Nat	Status	Vehicle	Cat	Cls	Laps	Free Practice - 1	Free Practice - 2	Best	Gap	Interval	Km/h		
1	12	Antonelli MotorSport	ITA	Glauco Solieri	ITA					Lamborghini Huracan Sup	AM	1	29	2:11.844	14	2:10.063	14	2:10.063		161.1	
2	2	Sports and You	PRT	Marcio Basso	BRA		Guilherme Salas	BRA		Mercedes AMG R	PROAM	1	18			2:10.111	16	2:10.111	0.048	0.048	161.0
3	22	Niki Leutwiler / PZ OBERE	CHE	Niki Leutwiler	CHE					Porsche 911 Cup MY 201	AM	2	26	2:11.147	8	2:10.347	12	2:10.347	0.284	0.236	160.7
4	11	Duell Race	ITA	Eugenio Pisani	ITA		Michele Merendino	ITA		Porsche 991 Cup MY 201	SILVER	1	34	2:10.402	14	2:11.072	17	2:10.402	0.339	0.055	160.7
5	27	Vincenzo Sospiri Racing	ITA	JP Mauro	BRA		Rodolfo Toni	BRA		Lamborghini Huracan Sup	AM	3	13			2:10.516	10	2:10.516	0.453	0.114	160.5
6	34	Martinet By Almeras	FRA	Cédric Mezard	FRA		Steeve Hiesse	FRA		Porsche 991 Cup gen II M	PROAM	2	36	2:12.943	7	2:10.722	3	2:10.722	0.659	0.206	160.3
7	18	Teo Martin Motorsport	ESP	Guillem Pujeu	ESP		Faust Salom	ESP		McLaren 570S	SILVER	2	30	2:11.775	11	2:10.822	6	2:10.822	0.759	0.100	160.2
8	6	Vincenzo Sospiri Racing	ITA	Hans-Peter Koller	CHE		Edoardo Liberati	ITA		Lamborghini Huracan Sup	PROAM	3	13			2:10.862	8	2:10.862	0.799	0.040	160.1
9	81	Tsunami RT	ITA	Lino Curti	ITA		Carlo Curti	ITA		Porsche 991 Cup gen II M	PROAM	4	35	2:12.589	8	2:10.914	11	2:10.914	0.851	0.052	160.0
10	10	Baporo Motorsport	ESP	Daniel Díaz-Varela	ESP		Manel Cerqueda	AND		Audi R8 LMS	AM	4	33	2:11.760	6	2:11.025	19	2:11.025	0.962	0.111	159.9
11	37	EMG Motorsport	BEL	John De Wilde	BEL					Porsche 991 Cup MY 201	AM	5	28	2:11.940	4	2:11.243	16	2:11.243	1.180	0.218	159.6
12	13	Baporo Motorsport	ESP	Juame Font	ESP		Joan Vinyes	AND		Porsche 991 Cup MY 201	AM	6	34	2:12.502	12	2:11.440	14	2:11.440	1.377	0.197	159.4
13	3	EMG Motorsport	BEL	Nicolas Vandierendonck	BEL		Filip Teunkens	BEL		Porsche 991 Cup MY 201	AM	7	32	2:12.824	5	2:11.608	17	2:11.608	1.545	0.168	159.2
14	7	Teo Martin Motorsport	ESP	Marc De Fulgencio	ESP		Thiago Vivacqua	BRA		McLaren 570S	SILVER	3	25	2:11.692	11	2:13.042	6	2:11.692	1.629	0.084	159.1
15	15	Duell Race	ITA	Fernando Navarrete	ESP		Fernando Navarrete Jr.	ESP		Porsche 991 Cup MY 201	PROAM	5	35	2:13.050	9	2:11.854	4	2:11.854	1.791	0.162	158.9
16	32	Three Sixty Racing Team	ITA	Fernando Fortes	BRA		Julio Carlos Martini Filho	BRA		Mercedes AMG R	AM	8	14	2:13.335	5			2:13.335	3.272	1.481	157.1
17	71	Martinet By Almeras	FRA	Pierre Martinet	FRA		Gérard Tremblay	FRA		Porsche 991 Cup MY2017	AM	9	37	2:18.298	8	2:15.964	19	2:15.964	5.901	2.629	154.1

Published at:.....

Stewards:	Race Director:	Timekeeper:





Paul Ricard
GT Cup Open Europe
Qualifying - 1 Driver - 1
Provisional Results




Cls	Nº	Entrant/Team	Nat	Driver 1	Nat	Driver 2	Nat	Vehicle	Cat	Cls	Laps	Best	Time	Gap	Interval	Km/h
1	6	Vincenzo Sospiri Racing	ITA	Hans-Peter Koller	CHE	Edoardo Liberati	ITA	Lamborghini Huracan Super Trofeo	PROAM	1	8	7	2:08.808			162.7
2	12	Antonelli MotorSport	ITA	Glauco Solieri	ITA			Lamborghini Huracan Super Trofeo	AM	1	6	3	2:09.429	0.621	0.621	161.9
3	27	Vincenzo Sospiri Racing	ITA	JP Mauro	BRA	Rodolfo Toni	BRA	Lamborghini Huracan Super Trofeo	AM	2	8	6	2:09.626	0.818	0.197	161.6
4	10	Baporo Motorsport	ESP	Daniel Díaz-Varela	ESP	Manel Cerqueda	AND	Audi R8 LMS	AM	3	9	7	2:09.965	1.157	0.339	161.2
5	22	Niki Leutwiler / PZ OBERER	CHE	Niki Leutwiler	CHE			Porsche 911 Cup MY 2018	AM	4	9	8	2:09.965	1.157	0.000	161.2
6	13	Baporo Motorsport	ESP	Juame Font	ESP	Joan Vinyes	AND	Porsche 911 Cup MY 2018	AM	5	8	7	2:09.968	1.160	0.003	161.2
7	15	Duell Race	ITA	Fernando Navarrete	ESP	Fernando Navarrete Jr	ESP	Porsche 991 Cup MY 2018	PROAM	2	8	8	2:10.077	1.269	0.109	161.1
8	7	Teo Martin Motorsport	ESP	Marc De Fulgencio	ESP	Thiago Vivacqua	BRA	McLaren 570S	SILVER	1	7	7	2:10.307	1.499	0.230	160.8
9	11	Duell Race	ITA	Eugenio Pisani	ITA	Michele Merendino	ITA	Porsche 991 Cup MY 2018	SILVER	2	8	5	2:10.315	1.507	0.008	160.8
10	2	Sports and You	PRY	Marcio Basso	BRA	Guilherme Salas	BRA	Mercedes AMG R	PROAM	3	9	9	2:10.447	1.639	0.132	160.6
11	18	Teo Martin Motorsport	ESP	Guillem Pujeu	ESP	Faust Salom	ESP	McLaren 570S	SILVER	3	8	7	2:10.612	1.804	0.165	160.4
12	37	EMG Motorsport	BEL	John De Wilde	BEL			Porsche 991 Cup MY 2018	AM	6	8	7	2:10.632	1.824	0.020	160.4
13	34	Martinet By Almeras	FRA	Cédric Mezard	FRA	Steeve Hiesse	FRA	Porsche 991 Cup gen II MY 2018	PROAM	4	9	5	2:10.657	1.849	0.025	160.4
14	81	Tsunami RT	ITA	Lino Curti	ITA	Carlo Curti	ITA	Porsche 991 Cup gen II MY 2018	PROAM	5	7	6	2:11.151	2.343	0.494	159.8
15	32	Three Sixty Racing Team	ESP	Fernando Fortes	BRA	Julio Carlos Martini Filho	BRA	Mercedes AMG R	AM	7	8	7	2:12.308	3.500	1.157	158.4
16	3	EMG Motorsport	BEL	Nicolas Vandierendonck	BEL	Filip Teunkens	BEL	Porsche 991 Cup MY 2018	AM	8	8	7	2:12.559	3.751	0.251	158.1
17	71	Martinet By Almeras	FRA	Pierre Martinet	FRA	Gérard Tremblay	FRA	Porsche 991 Cup MY2017	AM	9	9	9	2:14.968	6.160	2.409	155.2

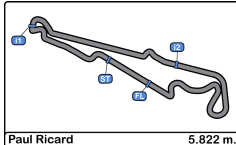
CAR 10 TIME 2:11.205 DISALLOWED TRACK LIMITS AT T 7
 CAR 18 TIME 2:16.059 DISALLOWED TRACK LIMITS AT T7

Published at:.....

Track Temp: 16.0 °C Air Temp: 12.3 °C Humidity: 56 % Track Status: DRY

Stewards:	Race Director:	Timekeeper: 
-----------	----------------	---





Paul Ricard
GT Cup Open Europe
Qualifying - 1 Driver - 1
Provisional Results by Class



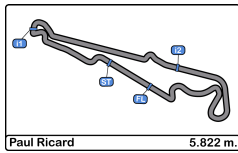
Cls	Nº	Entrant/Team	Nat	Driver 1	Nat	Status	Driver 2	Nat	Status	Vehicle	Cat	Cls	Laps	Best	Time	Gap	Interval	Km/h	
SILVER																			
1	7	Teo Martin Motorsport	ESP	Marc De Fulgencio	ESP		<u>Thiago Vivacqua</u>	BRA		McLaren 570S	SILVER	1	7	7	2:10.307			160.8	
2	11	Duell Race	ITA	<u>Eugenio Pisani</u>	ITA		Michele Merendino	ITA		Porsche 991 Cup MY 2018	SILVER	2	8	5	2:10.315	0.008	0.008	160.8	
3	18	Teo Martin Motorsport	ESP	<u>Guillem Pujeu</u>	ESP		Faust Salom	ESP		McLaren 570S	SILVER	3	8	7	2:10.612	0.305	0.297	160.4	
PROAM																			
1	6	Vincenzo Sospiri Racing	ITA	<u>Hans-Peter Koller</u>	CHE		Edoardo Liberati	ITA		Lamborghini Huracan Super Trofeo	PROAM	1	8	7	2:08.808			162.7	
2	15	Duell Race	ITA	Fernando Navarrete	ESP		<u>Fernando Navarrete Jr</u>	ESP		Porsche 991 Cup MY 2018	PROAM	2	8	8	2:10.077	1.269	1.269	161.1	
3	2	Sports and You	FRY	<u>Marcio Basso</u>	BRA		Guilherme Salas	BRA		Mercedes AMG R	PROAM	3	9	9	2:10.447	1.639	0.370	160.6	
4	34	Martinet By Almeras	FRA	Cédric Mezard	FRA		<u>Steeve Hiesse</u>	FRA		Porsche 991 Cup gen II MY 2018	PROAM	4	9	5	2:10.657	1.849	0.210	160.4	
5	81	Tsunami RT	ITA	<u>Lino Curti</u>	ITA		Carlo Curti	ITA		Porsche 991 Cup gen II MY 2018	PROAM	5	7	6	2:11.151	2.343	0.494	159.8	
AM																			
1	12	Antonelli MotorSport	ITA	Glauco Solieri	ITA					Lamborghini Huracan Super Trofeo	AM	1	6	3	2:09.429			161.9	
2	27	Vincenzo Sospiri Racing	ITA	<u>JP Mauro</u>	BRA		Rodolfo Toni	BRA		Lamborghini Huracan Super Trofeo	AM	2	8	6	2:09.626	0.197	0.197	161.6	
3	10	Baporo Motorsport	ESP	Daniel Díaz-Varela	ESP		<u>Manel Cerqueda</u>	AND		Audi R8 LMS	AM	3	9	7	2:09.965	0.536	0.339	161.2	
4	22	Niki Leutwiler / PZ OBERER	CHE	Niki Leutwiler	CHE					Porsche 911 Cup MY 2018	AM	4	9	8	2:09.965	0.536	0.000	161.2	
5	13	Baporo Motorsport	ESP	Juame Font	ESP		<u>Joan Vinyes</u>	AND		Porsche 991 Cup MY 2018	AM	5	8	7	2:09.968	0.539	0.003	161.2	
6	37	EMG Motorsport	BEL	John De Wilde	BEL					Porsche 991 Cup MY 2018	AM	6	8	7	2:10.632	1.203	0.664	160.4	
7	32	Three Sixty Racing Team	ESP	Fernando Fortes	BRA		<u>Julio Carlos Martini Filho</u>	BRA		Mercedes AMG R	AM	7	8	7	2:12.308	2.879	1.676	158.4	
8	3	EMG Motorsport	BEL	<u>Nicolas Vandierendonck</u>	BEL		Filip Teunkens	BEL		Porsche 991 Cup MY 2018	AM	8	8	7	2:12.559	3.130	0.251	158.1	
9	71	Martinet By Almeras	FRA	Pierre Martinet	FRA		<u>Gérard Tremblay</u>	FRA		Porsche 991 Cup MY2017	AM	9	9	9	2:14.968	5.539	2.409	155.2	

Published at:.....

Track Temp: 16.0 °C Air Temp: 12.3 °C Humidity: 56 % Track Status: DRY

Stewards:	Race Director:	Timekeeper:
------------------	-----------------------	--------------------





Paul Ricard
GT Cup Open Europe
Qualifying - 1 Driver - 1
Lap Analysis



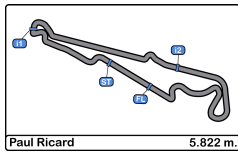
2							10								
1 Marcio Basso			Mercedes AMG R				1 Daniel Díaz-Varela			Audi R8 LMS					
PROAM			Sports and You				AM			Baporo Motorsport					
2 Guilherme Salas							2 Manel Cerqueda								
Lap	D	Time	Sector 1	Sector 2	Sector 3	T. Spd	Elapsed	Lap	D	Time	Sector 1	Sector 2	Sector 3	T. Spd	Elapsed
1	1	9:29:19.328	9:27:16.731	51.615	1:10.982		9:29:19.328	1	2	9:27:52.388	9:25:58.999	51.248	1:02.141		9:27:52.388
2	1	2:25.718	40.139	43.886	1:01.693	235.8	9:31:45.046	2	2	2:17.516	39.287	40.633	57.596	230.7	9:30:09.904
3	1	2:14.729	37.520	39.824	57.385	237.8	9:33:59.775	3	2	2:12.265	37.034	39.173	56.058	233.2	9:32:22.169
4	1	2:13.512	37.223	39.228	57.061	238.9	9:36:13.287	4	2	2:11.205	36.532	38.878	55.795	233.7	9:34:33.374
5	1	2:12.351	36.952	38.840	56.559	239.4	9:38:25.638	5	2	2:10.822	36.703	38.680	55.439	233.7	9:36:44.196
6	1	2:11.757	36.524	38.913	56.320	239.4	9:40:37.395	6	2	2:10.408	36.306	38.683	55.419	233.7	9:38:54.604
7	1	2:11.285	36.555	38.483	56.247	238.9	9:42:48.680	7	2	2:09.965	35.943	38.544	55.478	232.7	9:41:04.569
8	1	2:10.718	36.382	38.553	55.783	238.9	9:44:59.398	8	2	2:11.482	36.269	38.601	56.612	233.7	9:43:16.051
9	1	2:10.447	36.074	38.438	55.935	239.4	9:47:09.845	9	2	2:33.905 P	36.160	41.114	1:16.631	233.2	9:45:49.956
10	1		41.991	47.616			182.1								

3							11								
1 Nicolas Vandierendonck			Porsche 991 Cup MY 2018				1 Eugenio Pisani			Porsche 991 Cup MY 2018					
AM			EMG Motorsport				SILVER			Duell Race					
2 Filip Teunkens							2 Michele Merendino								
Lap	D	Time	Sector 1	Sector 2	Sector 3	T. Spd	Elapsed	Lap	D	Time	Sector 1	Sector 2	Sector 3	T. Spd	Elapsed
1	1	9:28:34.770	9:26:32.287	55.579	1:06.904		9:28:34.770	1	1	9:29:30.532	9:27:03.602	1:06.433	1:20.497		9:29:30.532
2	1	2:36.878	46.874	50.000	1:00.004	169.2	9:31:11.648	2	1	2:22.508 P	37.339	39.491	1:05.678	231.2	9:31:53.040
3	1	2:12.921	36.982	39.469	56.470	229.7	9:33:24.569	3	1	4:17.485	2:22.450	45.002	1:10.033		9:36:10.525
4	1	2:13.502	36.827	39.511	57.164	230.2	9:35:38.071	4	1	2:11.708	37.019	38.954	55.735	232.2	9:38:22.233
5	1	2:22.620 P	36.669	39.508	1:06.443	230.7	9:38:00.691	5	1	2:10.315	36.243	38.564	55.508	232.2	9:40:32.548
6	1	3:36.103	1:58.001	40.377	57.725		9:41:36.794	6	1	2:11.016	35.883	38.436	56.697	232.2	9:42:43.564
7	1	2:12.559	36.423	39.546	56.590	230.7	9:43:49.353	7	1	2:10.611	36.076	38.710	55.825	232.2	9:44:54.175
8	1	2:12.878	36.378	39.432	57.068	230.2	9:46:02.231	8	1	2:10.627	36.248	38.735	55.644	232.7	9:47:04.802
9	1		44.680	50.788			188.8	9	1		39.056	43.518		230.7	

6							12								
1 Hans-Peter Koller			Lamborghini Huracan Super Trofeo Evo				1 Glauco Solieri			Lamborghini Huracan Super Trofeo Evo					
PROAM			Vincenzo Sospiri Racing				AM			Antonelli MotorSport					
2 Edoardo Liberati							2								
Lap	D	Time	Sector 1	Sector 2	Sector 3	T. Spd	Elapsed	Lap	D	Time	Sector 1	Sector 2	Sector 3	T. Spd	Elapsed
1	1	9:29:32.107	9:27:38.943	49.399	1:03.765		9:29:32.107	1		9:33:14.894	9:31:26.160	47.799	1:00.935		9:33:14.894
2	1	2:19.046	40.079	40.517	58.450	232.7	9:31:51.153	2		2:10.852	36.407	38.986	55.459	235.8	9:35:25.746
3	1	2:14.232	38.369	39.866	55.997	240.5	9:34:05.385	3		2:09.429	35.931	38.309	55.189	240.0	9:37:35.175
4	1	2:10.170	36.412	38.199	55.559	235.2	9:36:15.555	4		2:13.107	36.523	40.056	56.528	239.4	9:39:48.282
5	1	2:16.991	36.184	39.195	1:01.612	243.2	9:38:32.546	5		2:09.534	35.945	38.387	55.202	239.4	9:41:57.816
6	1	2:12.222	36.357	39.376	56.489	236.8	9:40:44.768	6		3:26.522 P	38.652	41.721	2:06.149	210.1	9:45:24.338
7	1	2:08.808	35.761	37.987	55.060	235.2	9:42:53.576								
8	1	2:20.574 P	36.502	40.750	1:03.322	242.1	9:45:14.150								

7							13								
1 Marc De Fulgencio			McLaren 570S				1 Juane Font			Porsche 991 Cup MY 2018					
SILVER			Teo Martin Motorsport				AM			Baporo Motorsport					
2 Thiago Vivacqua							2 Joan Vinyes								
Lap	D	Time	Sector 1	Sector 2	Sector 3	T. Spd	Elapsed	Lap	D	Time	Sector 1	Sector 2	Sector 3	T. Spd	Elapsed
1	2	9:27:36.894	9:25:53.169	43.998	59.727		9:27:36.894	1	2	9:29:06.886	9:27:10.084	52.014	1:04.788		9:29:06.886
2	2	2:20.886 P	37.922	39.046	1:03.918	207.2	9:29:57.780	2	2	2:22.821	40.780	42.075	59.966	218.6	9:31:29.707
3	2	7:08.193	5:22.958	44.271	1:00.964		9:37:05.973	3	2	2:11.843	37.082	39.008	55.753	230.2	9:33:41.550
4	2	2:25.309	39.185	44.308	1:01.816	211.7	9:39:31.282	4	2	2:11.447	36.507	39.427	55.513	231.2	9:35:52.997
5	2	2:10.790	36.288	38.664	55.838	238.9	9:41:42.072	5	2	2:10.565	36.273	38.899	55.393	231.7	9:38:03.562
6	2	2:10.431	36.052	38.667	55.712	240.5	9:43:52.503	6	2	2:10.693	36.236	39.005	55.452	230.7	9:40:14.255
7	2	2:10.307	35.815	38.687	55.805	238.9	9:46:02.810	7	2	2:09.968	36.175	38.520	55.273	232.2	9:42:24.223
8	2		44.734	46.658			188.4	8	2	2:56.599 P	47.801	52.300	1:16.498	232.2	9:45:20.822





Paul Ricard
GT Cup Open Europe
Qualifying - 1 Driver - 1
Lap Analysis



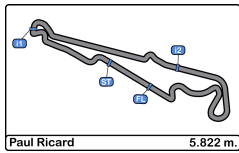
15							32								
1 Fernando Navarrete			Porsche 991 Cup MY 2018				1 Fernando Fortes			Mercedes AMG R					
PROAM			Duell Race				AM			Three Sixty Racing Team					
2 Fernando Navarrete Jr							2 Julio Carlos Martini Filho								
Lap	D	Time	Sector 1	Sector 2	Sector 3	T. Spd	Elapsed	Lap	D	Time	Sector 1	Sector 2	Sector 3	T. Spd	Elapsed
1	2	9:28:23.651	9:26:30.220	50.261	1:03.170		9:28:23.651	1	2	9:28:29.754	9:26:22.037	56.606	1:11.111		9:28:29.754
2	2	2:12.492	36.878	39.642	55.972	230.2	9:30:36.143	2	2	3:20.112	43.943	46.030	1:50.139	187.5	9:31:49.866
3	2	2:11.978	36.407	39.226	56.345	232.2	9:32:48.121	3	2	2:18.438	39.174	41.738	57.526	231.7	9:34:08.304
4	2	2:11.571	36.414	39.222	55.935	231.7	9:34:59.692	4	2	2:14.870	37.503	40.217	57.150	235.8	9:36:23.174
5	2	2:11.273	36.317	39.235	55.721	232.2	9:37:10.965	5	2	2:15.083	37.392	40.820	56.871	235.2	9:38:38.257
6	2	2:30.570 P	38.247	43.783	1:08.540	232.2	9:39:41.535	6	2	2:13.048	36.809	39.573	56.666	233.7	9:40:51.305
7	2	3:39.788	2:04.251	39.595	55.942		9:43:21.323	7	2	2:12.308	36.670	39.308	56.330	234.7	9:43:03.613
8	2	2:10.077	36.077	38.864	55.136	231.7	9:45:31.400	8	2	2:34.621 P	36.888	42.359	1:15.374	234.2	9:45:38.234
9	2		44.967	51.580		227.3									

18							34								
1 Guillem Pujeu			McLaren 570S				1 Cédric Mezard			Porsche 991 Cup gen II MY 2018					
SILVER			Teo Martin Motorsport				PROAM			Martinet By Almeras					
2 Faust Salom							2 Steeve Hiesse								
Lap	D	Time	Sector 1	Sector 2	Sector 3	T. Spd	Elapsed	Lap	D	Time	Sector 1	Sector 2	Sector 3	T. Spd	Elapsed
1	1	9:27:39.480	9:25:56.195	45.095	58.190		9:27:39.480	1	2	9:28:15.720	9:26:17.473	52.585	1:05.662		9:28:15.720
2	1	2:21.949 P	36.694	39.893	1:05.362	243.7	9:30:01.429	2	2	2:25.864	41.094	45.652	59.118	212.5	9:30:41.584
3	1	5:22.587	3:31.953	48.866	1:01.768		9:35:24.016	3	2	2:12.638	37.249	39.718	55.671	233.2	9:32:54.222
4	1	2:16.059	40.364	39.981	55.714	181.8	9:37:40.075	4	2	2:10.784	36.379	38.774	55.631	233.7	9:35:05.006
5	1	2:11.242	36.076	38.914	56.252	240.0	9:39:51.317	5	2	2:10.657	36.296	39.144	55.217	233.2	9:37:15.663
6	1	2:10.990	36.053	38.857	56.080	241.0	9:42:02.307	6	2	2:10.941	36.172	39.358	55.411	232.7	9:39:26.604
7	1	2:10.612	35.852	38.906	55.854	241.0	9:44:12.919	7	2	2:11.070	36.148	38.900	56.022	233.2	9:41:37.674
8	1	2:10.908	35.963	39.015	55.930	242.1	9:46:23.827	8	2	2:23.704	36.229	39.246	1:08.229	234.7	9:44:01.378
9	1		40.486	44.241		203.3		9	2	2:10.750	36.046	38.759	55.945	232.7	9:46:12.128
								10	2		36.432	41.552		233.2	

22							37								
1 Niki Leutwiler			Porsche 911 Cup MY 2018				1 John De Wilde			Porsche 991 Cup MY 2018					
AM			Niki Leutwiler / PZ OBERER ZURICKSEE by TFT				AM			EMG Motorsport					
2							2								
Lap	D	Time	Sector 1	Sector 2	Sector 3	T. Spd	Elapsed	Lap	D	Time	Sector 1	Sector 2	Sector 3	T. Spd	Elapsed
1		9:28:02.579	9:26:04.448	52.914	1:05.217		9:28:02.579	1		9:29:39.675	9:27:35.373	58.240	1:06.062		9:29:39.675
2		2:14.119	37.756	39.837	56.526	231.7	9:30:16.698	2		2:22.679	39.361	45.275	58.043	229.2	9:32:02.354
3		2:11.274	36.584	39.002	55.688	233.2	9:32:27.972	3		2:11.522	36.459	39.077	55.986	231.2	9:34:13.876
4		2:10.075	35.998	38.616	55.461	232.7	9:34:38.047	4		2:11.348	36.034	38.973	56.341	232.2	9:36:25.224
5		2:14.321	36.235	39.551	58.535	233.7	9:36:52.368	5		2:12.091	35.979	39.391	56.721	233.2	9:38:37.315
6		2:10.099	35.994	38.756	55.349	233.2	9:39:02.467	6		2:11.016	36.033	38.895	56.088	231.7	9:40:48.331
7		2:10.205	36.129	38.841	55.235	232.2	9:41:12.672	7		2:10.632	35.851	38.601	56.180	232.7	9:42:58.963
8		2:09.965	35.774	38.724	55.467	233.7	9:43:22.637	8		2:41.050 P	39.900	45.861	1:15.289	209.3	9:45:40.013
9		2:10.297	36.006	38.865	55.426	232.7	9:45:32.934								
10			44.971	48.376		175.3									

27							71								
1 JP Mauro			Lamborghini Huracan Super Trofeo Evo				1 Pierre Martinet			Porsche 991 Cup MY2017					
AM			Vincenzo Sospiri Racing				AM			Martinet By Almeras					
2 Rodolfo Toni							2 Gérard Tremblay								
Lap	D	Time	Sector 1	Sector 2	Sector 3	T. Spd	Elapsed	Lap	D	Time	Sector 1	Sector 2	Sector 3	T. Spd	Elapsed
1	1	9:29:58.059	9:27:58.063	49.670	1:10.326		9:29:58.059	1	2	9:28:16.339	9:26:15.737	51.215	1:09.387		9:28:16.339
2	1	2:21.268	39.868	43.287	58.113	232.2	9:32:19.327	2	2	2:26.606	41.244	45.586	59.776	201.1	9:30:42.945
3	1	2:17.635	37.864	41.623	58.148	237.8	9:34:36.962	3	2	2:18.164	38.663	40.899	58.602	233.2	9:33:01.109
4	1	2:18.120	36.975	42.900	58.245	241.6	9:36:55.082	4	2	2:17.671	37.912	41.406	58.353	231.2	9:35:18.780
5	1	2:11.214	36.418	39.262	55.534	239.4	9:39:06.296	5	2	2:15.114	37.522	40.059	57.533	231.2	9:37:33.894
6	1	2:09.626	36.021	38.354	55.251	238.9	9:41:15.922	6	2	2:18.247	37.601	41.297	59.349	229.7	9:39:52.141
7	1	2:10.757	36.774	39.233	54.750	238.9	9:43:26.679	7	2	2:15.853	37.744	40.195	57.914	232.7	9:42:07.994
8	1	2:09.859	35.836	38.693	55.330	240.5	9:45:36.538	8	2	2:15.373	37.624	40.486	57.263	232.2	9:44:23.367
9	1		43.059	49.270		241.0		9	2	2:14.968	37.245	40.301	57.422	231.2	9:46:38.335
								10	2		46.781	46.934		193.8	





Paul Ricard
GT Cup Open Europe
Qualifying - 1 Driver - 1
Lap Analysis

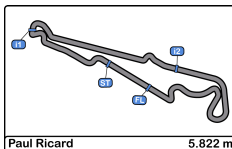


81 1 Lino Curti Porsche 991 Cup gen II MY 2018

PROAM 2 Carlo Curti Tsunami RT

Lap	D	Time	Sector 1	Sector 2	Sector 3	T. Spd	Elapsed
1	1	9:29:16.364	9:26:44.224	1:10.608	1:21.532		9:29:16.364
2	1	2:15.325	37.454	40.153	57.718	229.7	9:31:31.689
3	1	2:12.631	36.606	39.506	56.519	232.7	9:33:44.320
4	1	2:12.267	36.687	39.253	56.327	232.7	9:35:56.587
5	1	2:11.556	36.549	38.984	56.023	233.2	9:38:08.143
6	1	<u>2:11.151</u>	36.441	<u>38.983</u>	<u>55.727</u>	232.2	9:40:19.294
7	1	2:26.641 P	<u>36.227</u>	40.971	1:09.443	232.2	9:42:45.935





Paul Ricard
GT Cup Open Europe
Qualifying - 1 Driver - 1
Best Sectors Results



Sector - 1				Sector - 2				Sector - 3				Ideal Lap vs Best Lap				
Clas	Nº	Driver	Time	Nº	Driver	Time	Nº	Driver	Time	Clas	Nº	Driver	Ideal Lap	Best Lap	Clas	
1	6	Hans-Peter Koller	35.761	6	Hans-Peter Koller	37.987	27	JP Mauro	54.750	1	6	Hans-Peter Koller	2:08.808	2:08.808	1	
2	22	Niki Leutwiler	35.774	12	Glauco Solieri	38.309	6	Hans-Peter Koller	55.060	2	27	JP Mauro	2:08.940	2:09.626	3	
3	7	Thiago Vivacqua	35.815	27	JP Mauro	38.354	15	Fernando Navarrete Jr	55.136	3	12	Glauco Solieri	2:09.429	2:09.429	2	
4	27	JP Mauro	35.836	11	Eugenio Pisani	38.436	12	Glauco Solieri	55.189	4	22	Niki Leutwiler	2:09.625	2:09.965	5	
5	37	John De Wilde	35.851	2	Marcio Basso	38.438	34	Steeve Hiesse	55.217	5	11	Eugenio Pisani	2:09.827	2:10.315	9	
6	18	Guillem Pujeu	35.852	13	Joan Vinyes	38.520	22	Niki Leutwiler	55.235	6	10	Manel Cerqueda	2:09.906	2:09.965	4	
7	11	Eugenio Pisani	35.883	10	Manel Cerqueda	38.544	13	Joan Vinyes	55.273	7	13	Joan Vinyes	2:09.968	2:09.968	6	
8	12	Glauco Solieri	35.931	37	John De Wilde	38.601	10	Manel Cerqueda	55.419	8	34	Steeve Hiesse	2:10.022	2:10.657	13	
9	10	Manel Cerqueda	35.943	22	Niki Leutwiler	38.616	11	Eugenio Pisani	55.508	9	15	Fernando Navarrete Jr	2:10.077	2:10.077	7	
10	34	Steeve Hiesse	36.046	7	Thiago Vivacqua	38.664	7	Thiago Vivacqua	55.712	10	7	Thiago Vivacqua	2:10.191	2:10.307	8	
11	2	Marcio Basso	36.074	34	Steeve Hiesse	38.759	18	Guillem Pujeu	55.714	11	2	Marcio Basso	2:10.295	2:10.447	10	
12	15	Fernando Navarrete Jr	36.077	18	Guillem Pujeu	38.857	81	Lino Curti	55.727	12	18	Guillem Pujeu	2:10.423	2:10.612	11	
13	13	Joan Vinyes	36.175	15	Fernando Navarrete Jr	38.864	2	Marcio Basso	55.783	13	37	John De Wilde	2:10.438	2:10.632	12	
14	81	Lino Curti	36.227	81	Lino Curti	38.983	37	John De Wilde	55.986	14	81	Lino Curti	2:10.937	2:11.151	14	
15	3	Nicolas Vandierendonc	36.378	32	Julio Carlos Martini Filho	39.308	32	Julio Carlos Martini Filho	56.330	15	3	Nicolas Vandierendonc	2:12.280	2:12.559	16	
16	32	Julio Carlos Martini Filho	36.670	3	Nicolas Vandierendonc	39.432	3	Nicolas Vandierendonc	56.470	16	32	Julio Carlos Martini Filho	2:12.308	2:12.308	15	
17	71	Gérard Tremblay	37.245	71	Gérard Tremblay	40.059	71	Gérard Tremblay	57.263	17	71	Gérard Tremblay	2:14.567	2:14.968	17	



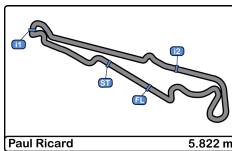


Paul Ricard
GT Cup Open Europe
Qualifying - 1 Driver - 1
Best 5 Lap Times



Cl	Nº	Entrant/Team	Nat	Driver 1	Nat	Status	Driver 2	Nat	Status	Vehicle	Cat	Cl	Best 1		Best 2		Best 3		Best 4		Best 5	
													Time	Lap	Time	Lap	Time	Lap	Time	Lap	Time	Lap
1	6	Vincenzo Sospiri Racing	ITA	Hans-Peter Koller	ITA	1	Edoardo Liberati	ITA	1	Lamborghini Huracan Super	PROAM	1	2:08.808	7	2:10.170	4	2:12.222	6	2:14.232	3	2:16.991	5
2	12	Antonelli MotorSport	ITA	Glauco Solieri	ITA	1		ITA	1	Lamborghini Huracan Super	AM	1	2:09.429	3	2:09.534	5	2:10.852	2	2:13.107	4	3:26.522	6
3	27	Vincenzo Sospiri Racing	ITA	JP Mauro	BRA	1	Rodolfo Toni	BRA	2	Lamborghini Huracan Super	AM	2	2:09.626	6	2:09.859	8	2:10.757	7	2:11.214	5	2:17.635	3
4	10	Baporo Motorsport	ESP	Daniel Díaz-Varela	ESP	1	Manel Cerqueda	AND	3	Audi R8 LMS	AM	3	2:09.965	7	2:10.408	6	2:10.822	5	2:11.482	8	2:12.265	3
5	22	Niki Leutwiler / PZ OBERER	CHE	Niki Leutwiler	CHE	1		ITA	4	Porsche 911 Cup MY 201	AM	4	2:09.965	8	2:10.075	4	2:10.099	6	2:10.205	7	2:10.297	9
6	13	Baporo Motorsport	ESP	Juame Font	ESP	1	Joan Vinyes	AND	5	Porsche 991 Cup MY 201	AM	5	2:09.968	7	2:10.565	5	2:10.693	6	2:11.447	4	2:11.843	3
7	15	Duell Race	ITA	Fernando Navarrete	ESP	1	Fernando Navarrete Jr	ESP	2	Porsche 991 Cup MY 201	PROAM	2	2:10.077	8	2:11.273	5	2:11.571	4	2:11.978	3	2:12.492	2
8	7	Teo Martin Motorsport	ESP	Marc De Fulgencio	ESP	1	Thiago Vivacqua	BRA	1	McLaren 570S	SILVER	1	2:10.307	7	2:10.431	6	2:10.790	5	2:20.886	2	2:25.309	4
9	11	Duell Race	ITA	Eugenio Pisani	ITA	1	Michele Merendino	ITA	2	Porsche 991 Cup MY 201	SILVER	2	2:10.315	5	2:10.611	7	2:10.627	8	2:11.016	6	2:11.708	4
10	2	Sports and You	PRT	Marcio Basso	BRA	1	Guilherme Salas	BRA	3	Mercedes AMG R	PROAM	3	2:10.447	9	2:10.718	8	2:11.285	7	2:11.757	6	2:12.351	5
11	18	Teo Martin Motorsport	ESP	Guillem Pujeu	ESP	1	Faust Salom	ESP	3	McLaren 570S	SILVER	3	2:10.612	7	2:10.908	8	2:10.990	6	2:11.242	5	2:21.949	2
12	37	EMG Motorsport	BEL	John De Wilde	BEL	1		ITA	6	Porsche 991 Cup MY 201	AM	6	2:10.632	7	2:11.016	6	2:11.348	4	2:11.522	3	2:12.091	5
13	34	Martinet By Almeras	FRA	Cédric Mezard	FRA	1	Steeve Hiesse	FRA	4	Porsche 991 Cup gen II MY	PROAM	4	2:10.657	5	2:10.750	9	2:10.784	4	2:10.941	6	2:11.070	7
14	81	Tsunami RT	ITA	Lino Curti	ITA	1	Carlo Curti	ITA	5	Porsche 991 Cup gen II MY	PROAM	5	2:11.151	6	2:11.556	5	2:12.267	4	2:12.631	3	2:15.325	2
15	32	Three Sixty Racing Team	ESP	Fernando Fortes	BRA	1	Julio Carlos Martini Filho	BRA	7	Mercedes AMG R	AM	7	2:12.308	7	2:13.048	6	2:14.870	4	2:15.083	5	2:18.438	3
16	3	EMG Motorsport	BEL	Nicolas Vandierendonck	BEL	1	Filip Teunkens	BEL	8	Porsche 991 Cup MY 201	AM	8	2:12.559	7	2:12.878	8	2:12.921	3	2:13.502	4	2:22.620	5
17	71	Martinet By Almeras	FRA	Pierre Martinet	FRA	1	Gérard Tremblay	FRA	9	Porsche 991 Cup MY2017	AM	9	2:14.968	9	2:15.114	5	2:15.373	8	2:15.853	7	2:17.671	4



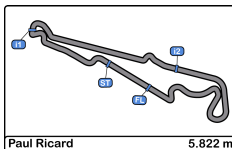


Paul Ricard
GT Cup Open Europe
Qualifying - 1 Driver - 1
Best 5 Top Speeds



Cl	Nº	Entrant/Team	Nat	Driver 1	Nat	Status	Driver 2	Nat	Status	Vehicle	Cat	Cl	Top 1		Top 2		Top 3		Top 4		Top 5		Avg
													Km/h	Lap	Km/h	Lap	Km/h	Lap	Km/h	Lap	Km/h	Lap	
1	18	Teo Martin Motorsport	ESP	Guillem Pujeu	ESP		Faust Salom	ESP		McLaren 570S	SILVER	1	243.7	2	242.1	8	241.0	6	241.0	7	240.0	5	241.6
2	6	Vincenzo Sospiri Racing	ITA	Hans-Peter Koller	CHE		Edoardo Liberati	ITA		Lamborghini Huracan Super	PROAM	1	243.2	5	242.1	8	240.5	3	236.8	6	235.2	4	239.6
3	27	Vincenzo Sospiri Racing	ITA	JP Mauro	BRA		Rodolfo Toni	BRA		Lamborghini Huracan Super	AM	1	241.6	4	241.0	9	240.5	8	239.4	5	238.9	6	240.3
4	7	Teo Martin Motorsport	ESP	Marc De Fulgencio	ESP		Thiago Vivacqua	BRA		McLaren 570S	SILVER	2	240.5	6	238.9	5	238.9	7	211.7	4	207.2	2	227.4
5	12	Antonelli MotorSport	ITA	Glauco Solieri	ITA					Lamborghini Huracan Super	AM	2	240.0	3	239.4	4	239.4	5	235.8	2	210.1	6	232.9
6	2	Sports and You	PRT	Marcio Basso	BRA		Guilherme Salas	BRA		Mercedes AMG R	PROAM	2	239.4	5	239.4	6	239.4	9	238.9	4	238.9	7	239.2
7	32	Three Sixty Racing Team	ESP	Fernando Fortes	BRA		Julio Carlos Martini Filho	BRA		Mercedes AMG R	AM	3	235.8	4	235.2	5	234.7	7	234.2	8	233.7	6	234.7
8	34	Martinet By Almeras	FRA	Cédric Mezard	FRA		Steeve Hiesse	FRA		Porsche 991 Cup gen II MY	PROAM	3	234.7	8	233.7	4	233.2	3	233.2	5	233.2	7	233.6
9	10	Baporo Motorsport	ESP	Daniel Díaz-Varela	ESP		Manel Cerqueda	AND		Audi R8 LMS	AM	4	233.7	4	233.7	5	233.7	6	233.7	8	233.2	3	233.6
10	22	Niki Leutwiler / PZ OBERER	CHE	Niki Leutwiler	CHE					Porsche 911 Cup MY 201	AM	5	233.7	5	233.7	8	233.2	3	233.2	6	232.7	4	233.3
11	37	EMG Motorsport	BEL	John De Wilde	BEL					Porsche 991 Cup MY 201	AM	6	233.2	5	232.7	7	232.2	4	231.7	6	231.2	3	232.2
12	71	Martinet By Almeras	FRA	Pierre Martinet	FRA		Gérard Tremblay	FRA		Porsche 991 Cup MY2017	AM	7	233.2	3	232.7	7	232.2	8	231.2	4	231.2	5	232.1
13	81	Tsunami RT	ITA	Lino Curti	ITA		Carlo Curti	ITA		Porsche 991 Cup gen II MY	PROAM	4	233.2	5	232.7	3	232.7	4	232.2	6	232.2	7	232.6
14	11	Duell Race	ITA	Eugenio Pisani	ITA		Michele Merendino	ITA		Porsche 991 Cup MY 201	SILVER	3	232.7	8	232.2	4	232.2	5	232.2	6	232.2	7	232.3
15	13	Baporo Motorsport	ESP	Juame Font	ESP		Joan Vinyes	AND		Porsche 991 Cup MY 201	AM	8	232.2	7	232.2	8	231.7	5	231.2	4	230.7	6	231.6
16	15	Duell Race	ITA	Fernando Navarrete	ESP		Fernando Navarrete Jr	ESP		Porsche 991 Cup MY 201	PROAM	5	232.2	3	232.2	5	232.2	6	231.7	4	231.7	8	232.0
17	3	EMG Motorsport	BEL	Nicolas Vandierendonck	BEL		Filip Teunkens	BEL		Porsche 991 Cup MY 201	AM	9	230.7	5	230.7	7	230.2	4	230.2	8	229.7	3	230.3



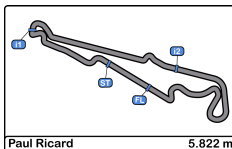


Paul Ricard
GT Cup Open Europe
Qualifying - 1 Driver - 1
Fastest Laps Sequence



Lap	Time of Day	Session Time	Nº	Entrant/Team	Nat	Driver 1	Nat	Status	Driver 2	Nat	Status	Vehicle	Cat	Time	Km/h
2	9:29:57.780	4:57.780	7	Teo Martin Motorsport	ESP	Marc De Fulgencio	ESP		<u>Thiago Vivacqua</u>	BRA		McLaren 570S	SILVER	2:20.886	148.7
2	9:30:09.904	5:09.904	10	Baporo Motorsport	ESP	Daniel Díaz-Varela	ESP		<u>Manel Cerqueda</u>	AND		Audi R8 LMS	AM	2:17.516	152.4
2	9:30:16.698	5:16.698	22	Niki Leutwiler / PZ OBERER	CHE	Niki Leutwiler	CHE					Porsche 911 Cup MY 2018	AM	2:14.119	156.2
2	9:30:36.143	5:36.143	15	Duell Race	ITA	Fernando Navarrete	ESP		<u>Fernando Navarrete Jr</u>	ESP		Porsche 991 Cup MY 2018	PROAM	2:12.492	158.1
3	9:32:22.169	7:22.169	10	Baporo Motorsport	ESP	Daniel Díaz-Varela	ESP		<u>Manel Cerqueda</u>	AND		Audi R8 LMS	AM	2:12.265	158.4
3	9:32:27.972	7:27.972	22	Niki Leutwiler / PZ OBERER	CHE	Niki Leutwiler	CHE					Porsche 911 Cup MY 2018	AM	2:11.274	159.6
4	9:34:38.047	9:38.047	22	Niki Leutwiler / PZ OBERER	CHE	Niki Leutwiler	CHE					Porsche 911 Cup MY 2018	AM	2:10.075	161.1
3	9:37:35.175	12:35.175	12	Antonelli MotorSport	ITA	Glauco Solieri	ITA					Lamborghini Huracan	AM	2:09.429	161.9
7	9:42:53.576	17:53.576	6	Vincenzo Sospiri Racing	ITA	<u>Hans-Peter Koller</u>	CHE		Edoardo Liberati	ITA		Lamborghini Huracan	PROAM	2:08.808	162.7



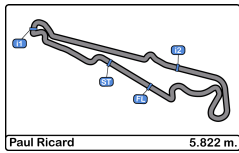


Paul Ricard
GT Cup Open Europe
Qualifying - 1 Driver - 1
Event Best Maximum Speed



Nº	Entrant/Team	Nat	Driver 1	Nat	Status	Driver 2	Nat	Status	Vehicle	Cat	Km/h	Session
18	Teo Martin Motorsport	ESP	Guillem Pujeu	ESP		Faust Salom	ESP		McLaren 570S	SILVER	246.0	Free Practice - 2
6	Vincenzo Sospiri Racing	ITA	Hans-Peter Koller	CHE		Edoardo Liberati	ITA		Lamborghini Huracan	PROAM	245.4	Free Practice - 2
7	Teo Martin Motorsport	ESP	Marc De Fulgencio	ESP		Thiago Vivacqua	BRA		McLaren 570S	SILVER	244.3	Free Practice - 1
2	Sports and You	PRT	Marcio Basso	BRA		Guilherme Salas	BRA		Mercedes AMG R	PROAM	242.1	Free Practice - 2
12	Antonelli MotorSport	ITA	Glauco Solieri	ITA					Lamborghini Huracan	AM	242.1	Free Practice - 2
27	Vincenzo Sospiri Racing	ITA	JP Mauro	BRA		Rodolfo Toni	BRA		Lamborghini Huracan	AM	241.6	Qualifying - 1 Driver - 1
32	Three Sixty Racing Team	ESP	Fernando Fortes	BRA		Julio Carlos Martini Filho	BRA		Mercedes AMG R	AM	237.8	Free Practice - 1
37	EMG Motorsport	BEL	John De Wilde	BEL					Porsche 991 Cup MY 2018	AM	235.8	Free Practice - 2
10	Baporo Motorsport	ESP	Daniel Díaz-Varela	ESP		Manel Cerqueda	AND		Audi R8 LMS	AM	235.8	Free Practice - 2
71	Martinet By Almeras	FRA	Pierre Martinet	FRA		Gérard Tremblay	FRA		Porsche 991 Cup MY2017	AM	235.2	Free Practice - 2
22	Niki Leutwiler / PZ OBERER	CHE	Niki Leutwiler	CHE					Porsche 911 Cup MY 2018	AM	234.7	Free Practice - 2
34	Martinet By Almeras	FRA	Cédric Mezard	FRA		Steeve Hiesse	FRA		Porsche 991 Cup gen II	PROAM	234.7	Qualifying - 1 Driver - 1
11	Duell Race	ITA	Eugenio Pisani	ITA		Michele Merendino	ITA		Porsche 991 Cup MY 2018	SILVER	234.2	Free Practice - 2
3	EMG Motorsport	BEL	Nicolas Vandierendonck	BEL		Filip Teunkens	BEL		Porsche 991 Cup MY 2018	AM	234.2	Free Practice - 2
81	Tsunami RT	ITA	Lino Curti	ITA		Carlo Curti	ITA		Porsche 991 Cup gen II	PROAM	233.7	Free Practice - 2
13	Baporo Motorsport	ESP	Juame Font	ESP		Joan Vinyes	AND		Porsche 991 Cup MY 2018	AM	233.2	Free Practice - 2
15	Duell Race	ITA	Fernando Navarrete	ESP		Fernando Navarrete Jr	ESP		Porsche 991 Cup MY 2018	PROAM	232.7	Free Practice - 1





Paul Ricard
GT Cup Open Europe
Qualifying - 1 Driver - 1
Pit Stop Analysis



3 Nicolas Vandierendonck AM EMG Motorsport
 Filip Teunkens Porsche 991 Cup MY 2018

Nr.	In Day Time	In Time	Out Time	Pit Time	T. Pit Time	Handicap	Penalty
1	9:37:51.712	9:37:51.712	9:39:20.787	1:29.075	1:29.075		

7 Marc De Fulgencio SILVER Teo Martin Motorsport
 Thiago Vivacqua McLaren 570S

Nr.	In Day Time	In Time	Out Time	Pit Time	T. Pit Time	Handicap	Penalty
1	9:29:49.396	9:29:49.396	9:34:36.313	4:46.917	4:46.917		

11 Eugenio Pisani SILVER Duell Race
 Michele Merendino Porsche 991 Cup MY 2018

Nr.	In Day Time	In Time	Out Time	Pit Time	T. Pit Time	Handicap	Penalty
1	9:31:44.582	9:31:44.582	9:33:31.677	1:47.095	1:47.095		

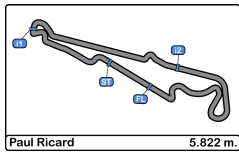
15 Fernando Navarrete PROAM Duell Race
 Fernando Navarrete Jr Porsche 991 Cup MY 2018

Nr.	In Day Time	In Time	Out Time	Pit Time	T. Pit Time	Handicap	Penalty
1	9:39:32.833	9:39:32.833	9:41:10.547	1:37.714	1:37.714		

18 Guillem Pujeu SILVER Teo Martin Motorsport
 Faust Salom McLaren 570S

Nr.	In Day Time	In Time	Out Time	Pit Time	T. Pit Time	Handicap	Penalty
1	9:29:53.011	9:29:53.011	9:32:47.724	2:54.713	2:54.713		

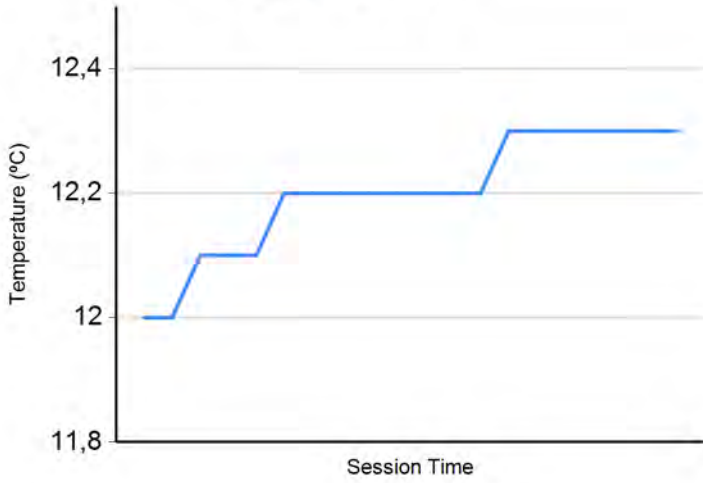




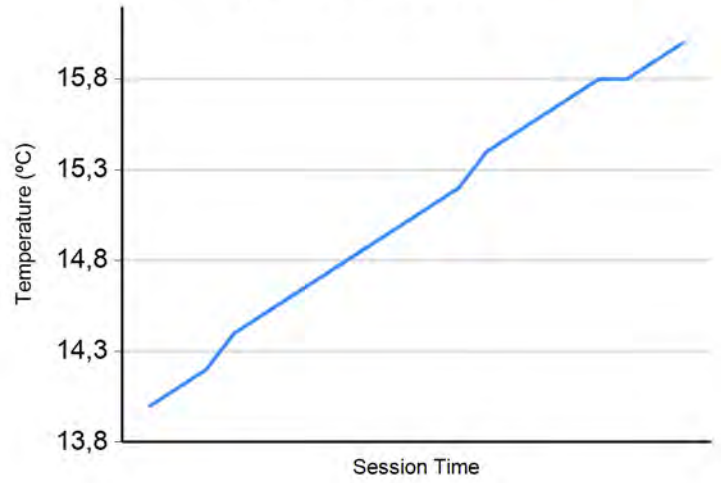
Paul Ricard
GT Cup Open Europe
Qualifying - 1 Driver - 1
Weather Report



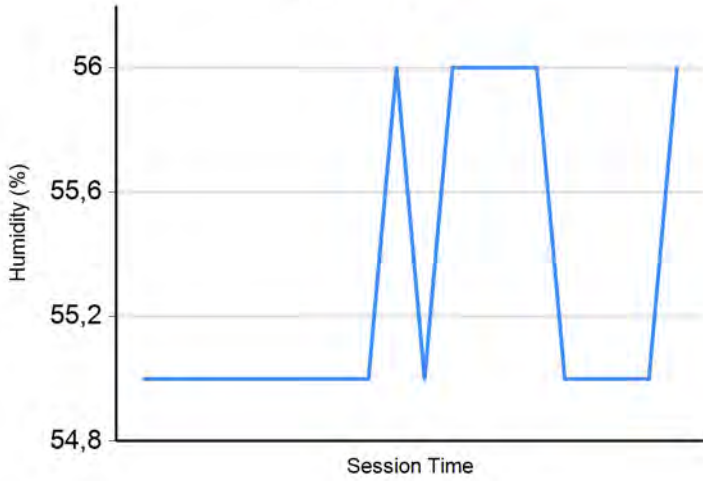
Air Temperature



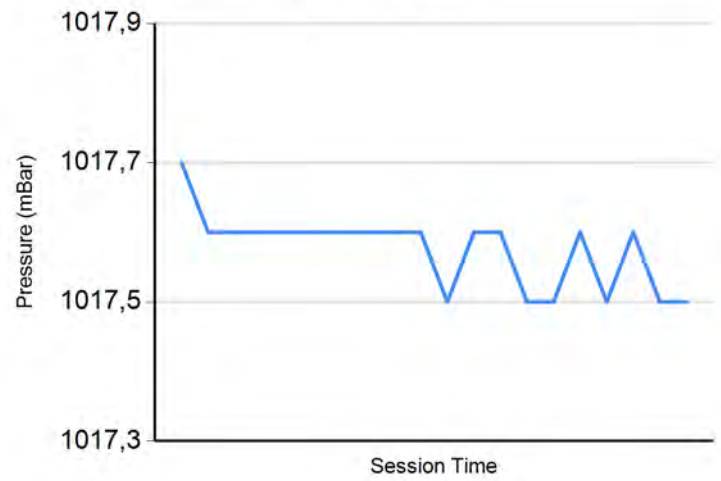
Track Temperature



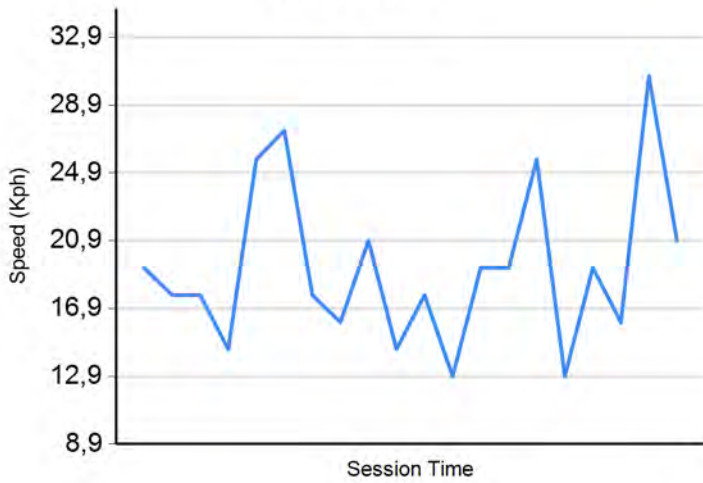
Humidity



Pressure

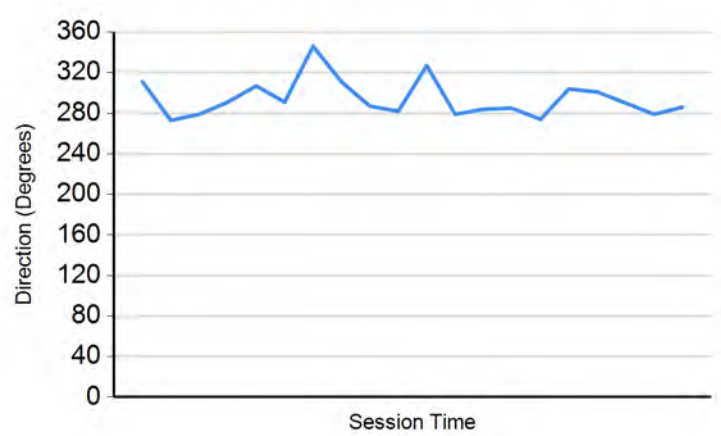


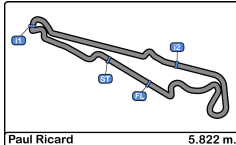
Wind Speed



Wind direction

North = 0°/360° Est = 90° South = 180° West = 270°





Paul Ricard
GT Cup Open Europe
Qualifying - 1 Driver - 1
Final Results



Cls	Nº	Entrant/Team	Nat	Driver 1	Nat	Driver 2	Nat	Vehicle	Cat	Cls	Laps	Best	Time	Gap	Interval	Km/h
1	6	Vincenzo Sospiri Racing	ITA	Hans-Peter Koller	CHE	Edoardo Liberati	ITA	Lamborghini Huracan Super Trofeo	PROAM	1	8	7	2:08.808			162.7
2	12	Antonelli MotorSport	ITA	Glauco Solieri	ITA			Lamborghini Huracan Super Trofeo	AM	1	6	3	2:09.429	0.621	0.621	161.9
3	27	Vincenzo Sospiri Racing	ITA	JP Mauro	BRA	Rodolfo Toni	BRA	Lamborghini Huracan Super Trofeo	AM	2	8	6	2:09.626	0.818	0.197	161.6
4	10	Baporo Motorsport	ESP	Daniel Díaz-Varela	ESP	Manel Cerqueda	AND	Audi R8 LMS	AM	3	9	7	2:09.965	1.157	0.339	161.2
5	22	Niki Leutwiler / PZ OBERER	CHE	Niki Leutwiler	CHE			Porsche 911 Cup MY 2018	AM	4	9	8	2:09.965	1.157	0.000	161.2
6	13	Baporo Motorsport	ESP	Juame Font	ESP	Joan Vinyes	AND	Porsche 911 Cup MY 2018	AM	5	8	7	2:09.968	1.160	0.003	161.2
7	15	Duell Race	ITA	Fernando Navarrete	ESP	Fernando Navarrete Jr	ESP	Porsche 991 Cup MY 2018	PROAM	2	8	8	2:10.077	1.269	0.109	161.1
8	7	Teo Martin Motorsport	ESP	Marc De Fulgencio	ESP	Thiago Vivacqua	BRA	McLaren 570S	SILVER	1	7	7	2:10.307	1.499	0.230	160.8
9	11	Duell Race	ITA	Eugenio Pisani	ITA	Michele Merendino	ITA	Porsche 991 Cup MY 2018	SILVER	2	8	5	2:10.315	1.507	0.008	160.8
10	2	Sports and You	PRT	Marcio Basso	BRA	Guilherme Salas	BRA	Mercedes AMG R	PROAM	3	9	9	2:10.447	1.639	0.132	160.6
11	18	Teo Martin Motorsport	ESP	Guillem Pujeu	ESP	Faust Salom	ESP	McLaren 570S	SILVER	3	8	7	2:10.612	1.804	0.165	160.4
12	37	EMG Motorsport	BEL	John De Wilde	BEL			Porsche 991 Cup MY 2018	AM	6	8	7	2:10.632	1.824	0.020	160.4
13	34	Martinet By Almeras	FRA	Cédric Mezard	FRA	Steeve Hiesse	FRA	Porsche 991 Cup gen II MY 2018	PROAM	4	9	5	2:10.657	1.849	0.025	160.4
14	81	Tsunami RT	ITA	Lino Curti	ITA	Carlo Curti	ITA	Porsche 991 Cup gen II MY 2018	PROAM	5	7	6	2:11.151	2.343	0.494	159.8
15	32	Three Sixty Racing Team	ESP	Fernando Fortes	BRA	Julio Martini	BRA	Mercedes AMG R	AM	7	8	7	2:12.308	3.500	1.157	158.4
16	3	EMG Motorsport	BEL	Nicolas Vandierendonck	BEL	Filip Teunkens	BEL	Porsche 991 Cup MY 2018	AM	8	8	7	2:12.559	3.751	0.251	158.1
17	71	Martinet By Almeras	FRA	Pierre Martinet	FRA	Gérard Tremblay	FRA	Porsche 991 Cup MY2017	AM	9	9	9	2:14.968	6.160	2.409	155.2

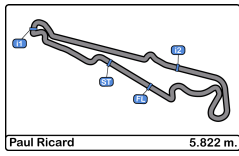
CAR #12 DROPS 3 POSITIONS IN STARTING GRID.RACE 1 Art.27.10 SPORTING REGULATIONS STEWARDS DECISION N° 3
 CAR 10 TIME 2:11.205 DISALLOWED TRACK LIMITS AT T 7
 CAR 18 TIME 2:16.059 DISALLOWED TRACK LIMITS AT T7

Published at:.....

Track Temp: 16.0 °C Air Temp: 12.3 °C Humidity: 56 % Track Status: DRY

Stewards:	Race Director:	Timekeeper:
------------------	-----------------------	--------------------

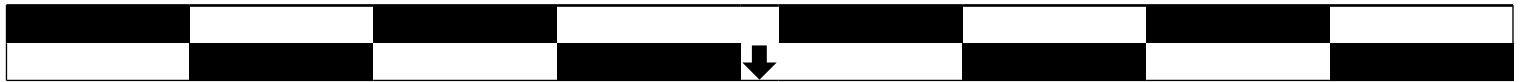




Paul Ricard
GT Cup Open Europe
Race - 1
Starting Grid



17	71	G�rard Tremblay	2:14.968
16	3	Nicolas Vandierendonck	2:12.559
15	32	Julio Martini	2:12.308
14	81	Lino Curti	2:11.151
13	34	Steeve Hiesse	2:10.657
12	37	John De Wilde	2:10.632
11	18	Guillem Pujeu	2:10.612
10	2	Marcio Basso	2:10.447
9	11	Eugenio Pisani	2:10.315
8	7	Thiago Vivacqua	2:10.307
7	15	Fernando Navarrete Jr	2:10.077
6	13	Joan Vinyes	2:09.968
5	12	Glauco Solieri	2:09.429
4	22	Niki Leutwiler	2:09.965
3	10	Manel Cerqueda	2:09.965
2	27	JP Mauro	2:09.626
1	6	Hans-Peter Koller	2:08.808



Pole

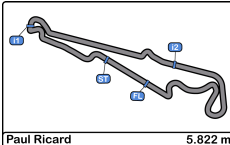
CAR #12 DROPS 3 POSITIONS IN STARTING GRID.RACE 1 Art.27.10 SPORTING REGULATIONS STEWARDS DECISION N  3

Published at:.....

Stewards:

Timekeeper:





Paul Ricard
GT Cup Open Europe
Race - 1
Provisional Results



Cls	Nº	Entrant/Team	Nat	Driver 1	Nat	Status	Driver 2	Nat	Status	Vehicle	Cat	Cl	Laps	Total Time	Gap	Interval	Km/h	Best	Time	Km/h
1	6	Vincenzo Sospiri Racing	ITA	Hans-Peter Koller	CHE		Edoardo Liberati	ITA		Lamborghini Huracan Super	PROAM	1	25	55:37.152			157.0	24	2:09.432	161.9
2	27	Vincenzo Sospiri Racing	ITA	JP Mauro	BRA		Rodolfo Toni	BRA		Lamborghini Huracan Super	AM	1	25	55:37.820	0.668	0.668	156.9	25	2:09.265	162.1
3	22	Niki Leutwiler / PZ OBERER	CHE	Niki Leutwiler	CHE					Porsche 911 Cup MY 2018	AM	2	25	55:58.192	21.040	20.372	156.0	5	2:10.416	160.7
4	2	Sports and You	PRT	Marcio Basso	BRA		Guilherme Salas	BRA		Mercedes AMG R	PROAM	2	25	56:03.498	26.346	5.306	155.7	25	2:07.784	164.0
5	7	Teo Martin Motorsport	ESP	Marc De Fulgencio	ESP		Thiago Vivacqua	BRA		McLaren 570S	SILVER	1	25	56:19.746	42.594	16.248	155.0	8	2:10.858	160.1
6	37	EMG Motorsport	BEL	John De Wilde	BEL					Porsche 991 Cup MY 2018	AM	3	25	56:26.137	48.985	6.391	154.7	10	2:11.024	159.9
7	13	Baporo Motorsport	ESP	Juame Font	ESP		Joan Vinyes	AND		Porsche 991 Cup MY 2018	AM	4	25	56:27.176	50.024	1.039	154.6	7	2:10.757	160.2
8	10	Baporo Motorsport	ESP	Daniel Díaz-Varela	ESP		Manel Cerqueda	AND		Audi R8 LMS	AM	5	25	56:27.789	50.637	0.613	154.6	10	2:10.875	160.1
9	18	Teo Martin Motorsport	ESP	Guillem Pujeu	ESP		Faust Salom	ESP		McLaren 570S	SILVER	2	25	56:30.557	53.405	2.768	154.5	2	2:10.799	160.2
10	81	Tsunami RT	ITA	Lino Curti	ITA		Carlo Curti	ITA		Porsche 991 Cup gen II MY	PROAM	3	25	56:35.781	58.629	5.224	154.3	10	2:10.056	161.1
11	3	EMG Motorsport	BEL	Nicolas Vandierendonck	BEL		Filip Teunkens	BEL		Porsche 991 Cup MY 2018	AM	6	25	56:56.990	1:19.838	21.209	153.3	22	2:11.848	158.9
12	32	Three Sixty Racing Team	ESP	Fernando Fortes	BRA		Julio Martini	BRA		Mercedes AMG R	AM	7	25	57:18.307	1:41.155	21.317	152.3	19	2:11.112	159.8
13	12	Antonelli MotorSport	ITA	Glauco Solieri	ITA					Lamborghini Huracan Super	AM	8	23	51:42.239	2 Laps	2 Laps	155.3	10	2:09.372	162.0
14	71	Martinet By Almeras	FRA	Pierre Martinet	FRA		Gérard Tremblay	FRA		Porsche 991 Cup MY2017	AM	9	23	56:54.791	2 Laps	5:12.552	141.1	3	2:15.727	154.4
Not classified: (Requirements: 75% of number laps of leader = 19 Laps)																				
	34	Martinet By Almeras	FRA	Cédric Mezard	FRA		Steeve Hiesse	FRA		Porsche 991 Cup gen II MY	PROAM	4	18	51:47.289	7 Laps	5 Laps	121.4	9	2:11.025	159.9
	15	Duell Race	ITA	Fernando Navarrete	ESP		Fernando Navarrete Jr	ESP		Porsche 991 Cup MY 2018	PROAM	5	17	39:33.614	8 Laps	1 Lap	150.1	5	2:10.679	160.3
	11	Duell Race	ITA	Eugenio Pisani	ITA		Michele Merendino	ITA		Porsche 991 Cup MY 2018	SILVER	3	4	9:05.107	21 Laps	13 Laps	153.7	3	2:11.968	158.8

Fastest lap Basso - Salas in 2:07.784 at 164.0 Km/h in lap 25

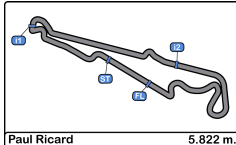
CAR 3 5 SEC TIME PENALTY TO BE ADDED AFTER THE RACE CAUSING A COLLISION
CAR 12 11 SEC TIME PENALTY TO BE ADDED AFTER THE RACE LESS TIME HANDICAP

Published at:.....

Track Temp: **34.1 °C** Air Temp: **16.8 °C** Humidity: **46 %** Track Status: **DRY**

Stewards:	Race Director:	Timekeeper:
------------------	-----------------------	--------------------





Paul Ricard
GT Cup Open Europe
Race - 1
Provisional Results by Class



Cls	Nº	Entrant/Team	Nat	Driver 1	Nat	Status	Driver 2	Nat	Status	Vehicle	Cat	Cl	Laps	Total Time	Gap	Interval	Km/h	Best	Time	Km/h
SILVER																				
1	7	Teo Martin Motorsport	ESP	Marc De Fulgencio	ESP		<u>Thiago Vivacqua</u>	BRA		McLaren 570S	SILVER	1	25	56:19.746			155.0	8	2:10.858	160.1
2	18	Teo Martin Motorsport	ESP	<u>Guillem Pujeu</u>	ESP		Faust Salom	ESP		McLaren 570S	SILVER	2	25	56:30.557	53.405	10.811	154.5	2	2:10.799	160.2
Not classified: (Requirements: 75% of number laps of leader = 19 Laps)																				
	11	Duell Race	ITA	<u>Eugenio Pisani</u>	ITA		Michele Merendino	ITA		Porsche 991 Cup MY 201	SILVER	3	4	9:05.107	21 Laps	21 Laps	153.7	3	2:11.968	158.8
PROAM																				
1	6	Vincenzo Sospiri Racing	ITA	<u>Hans-Peter Koller</u>	CHE		Edoardo Liberati	ITA		Lamborghini Huracan Sup	PROAM	1	25	55:37.152			157.0	24	2:09.432	161.9
2	2	Sports and You	PRT	<u>Marcio Basso</u>	BRA		Guilherme Salas	BRA		Mercedes AMG R	PROAM	2	25	56:03.498	26.346	26.346	155.7	25	2:07.784	164.0
3	81	Tsunami RT	ITA	<u>Lino Curti</u>	ITA		Carlo Curti	ITA		Porsche 991 Cup gen II M	PROAM	3	25	56:35.781	58.629	32.283	154.3	10	2:10.056	161.1
Not classified: (Requirements: 75% of number laps of leader = 19 Laps)																				
	34	Martinet By Almeras	FRA	Cédric Mezard	FRA		<u>Steeve Hiesse</u>	FRA		Porsche 991 Cup gen II M	PROAM	4	18	51:47.289	7 Laps	7 Laps	121.4	9	2:11.025	159.9
	15	Duell Race	ITA	Fernando Navarrete	ESP		<u>Fernando Navarrete Jr</u>	ESP		Porsche 991 Cup MY 201	PROAM	5	17	39:33.614	8 Laps	1 Lap	150.1	5	2:10.679	160.3
AM																				
1	27	Vincenzo Sospiri Racing	ITA	<u>JP Mauro</u>	BRA		Rodolfo Toni	BRA		Lamborghini Huracan Sup	AM	1	25	55:37.820			156.9	25	2:09.265	162.1
2	22	Niki Leutwiler / PZ OBERER	CHE	Niki Leutwiler	CHE					Porsche 911 Cup MY 201	AM	2	25	55:58.192	21.040	20.372	156.0	5	2:10.416	160.7
3	37	EMG Motorsport	BEL	John De Wilde	BEL					Porsche 991 Cup MY 201	AM	3	25	56:26.137	48.985	27.945	154.7	10	2:11.024	159.9
4	13	Baporo Motorsport	ESP	Juame Font	ESP		<u>Joan Vinyes</u>	AND		Porsche 991 Cup MY 201	AM	4	25	56:27.176	50.024	1.039	154.6	7	2:10.757	160.2
5	10	Baporo Motorsport	ESP	Daniel Díaz-Varela	ESP		<u>Manel Cerqueda</u>	AND		Audi R8 LMS	AM	5	25	56:27.789	50.637	0.613	154.6	10	2:10.875	160.1
6	3	EMG Motorsport	BEL	<u>Nicolas Vandierendonck</u>	BEL		Filip Teunkens	BEL		Porsche 991 Cup MY 201	AM	6	25	56:56.990	1:19.838	29.201	153.3	22	2:11.848	158.9
7	32	Three Sixty Racing Team	ESP	Fernando Fortes	BRA		<u>Julio Martini</u>	BRA		Mercedes AMG R	AM	7	25	57:18.307	1:41.155	21.317	152.3	19	2:11.112	159.8
8	12	Antonelli MotorSport	ITA	Glauco Solieri	ITA					Lamborghini Huracan Sup	AM	8	23	51:42.239	2 Laps	2 Laps	155.3	10	2:09.372	162.0
9	71	Martinet By Almeras	FRA	Pierre Martinet	FRA		<u>Gérard Tremblay</u>	FRA		Porsche 991 Cup MY2017	AM	9	23	56:54.791	2 Laps	5:12.552	141.1	3	2:15.727	154.4

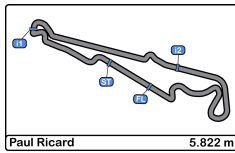
Fastest lap Basso - Salas in 2:07.784 at 164.0 Km/h in lap 25

Published at:.....

Track Temp: 34.1 °C Air Temp: 16.8 °C Humidity: 46 % Track Status: DRY

Stewards:	Race Director:	Timekeeper:
------------------	-----------------------	--------------------





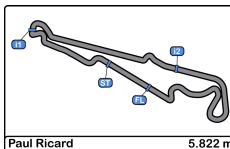
Paul Ricard
GT Cup Open Europe
Race - 1



Provisional Classification by Driver Fastest Lap

Cl	N°	Entrant/Team	Nat	Vehicle	Driver	Nat	Status	Cat	Cl	Laps	Best	Time	Gap	Interval	Km/h
1	2	Sports and You		Mercedes AMG R	Guilherme Salas		PROAM	AM	1	15	15	2:07.784			164.0
2	27	Vincenzo Sospiri Racing		Lamborghini Huracan Su	Rodolfo Toni		PROAM	AM	1	12	12	2:09.265	1.481	1.481	162.1
3	12	Antonelli MotorSport		Lamborghini Huracan Su	Glauco Solieri		PROAM	AM	2	23	10	2:09.372	1.588	0.107	162.0
4	6	Vincenzo Sospiri Racing		Lamborghini Huracan Su	Edoardo Liberati		PROAM	AM	2	11	10	2:09.432	1.648	0.060	161.9
5	27	Vincenzo Sospiri Racing		Lamborghini Huracan Su	JP Mauro		PROAM	AM	3	13	6	2:09.485	1.701	0.053	161.8
6	81	Tsunami RT		Porsche 991 Cup gen II	Lino Curti		PROAM	AM	3	13	10	2:10.056	2.272	0.571	161.1
7	6	Vincenzo Sospiri Racing		Lamborghini Huracan Su	Hans-Peter Koller		PROAM	AM	4	14	13	2:10.195	2.411	0.139	160.9
8	22	Niki Leutwiler / PZ OBERER Z		Porsche 911 Cup MY 201	Niki Leutwiler		PROAM	AM	4	25	5	2:10.416	2.632	0.221	160.7
9	15	Duell Race		Porsche 991 Cup MY 201	Fernando Navarrete		PROAM	AM	5	14	5	2:10.679	2.895	0.263	160.3
10	13	Baporo Motorsport		Porsche 991 Cup MY 201	Joan Vinyes		PROAM	AM	5	14	7	2:10.757	2.973	0.078	160.2
11	18	Teo Martin Motorsport		McLaren 570S	Guillem Pujeu		SILVER	SILVER	1	12	2	2:10.799	3.015	0.042	160.2
12	18	Teo Martin Motorsport		McLaren 570S	Faust Salom		SILVER	SILVER	2	13	12	2:10.823	3.039	0.024	160.2
13	7	Teo Martin Motorsport		McLaren 570S	Thiago Vivacqua		SILVER	SILVER	3	14	8	2:10.858	3.074	0.035	160.1
14	10	Baporo Motorsport		Audi R8 LMS	Manel Cerqueda		PROAM	AM	6	13	10	2:10.875	3.091	0.017	160.1
15	37	EMG Motorsport		Porsche 991 Cup MY 201	John De Wilde		PROAM	AM	7	25	10	2:11.024	3.240	0.149	159.9
16	34	Martinet By Almeras		Porsche 991 Cup gen II	Steeve Hiesse		PROAM	AM	6	14	9	2:11.025	3.241	0.001	159.9
17	10	Baporo Motorsport		Audi R8 LMS	Daniel Díaz-Varela		PROAM	AM	8	12	12	2:11.101	3.317	0.076	159.8
18	32	Three Sixty Racing Team		Mercedes AMG R	Fernando Fortes		PROAM	AM	9	15	9	2:11.112	3.328	0.011	159.8
19	81	Tsunami RT		Porsche 991 Cup gen II	Carlo Curti		PROAM	AM	7	12	11	2:11.282	3.498	0.170	159.6
20	7	Teo Martin Motorsport		McLaren 570S	Marc De Fulgencio		SILVER	SILVER	4	11	10	2:11.354	3.570	0.072	159.5
21	13	Baporo Motorsport		Porsche 991 Cup MY 201	Juame Font		PROAM	AM	10	11	11	2:11.581	3.797	0.227	159.2
22	2	Sports and You		Mercedes AMG R	Marcio Basso		PROAM	AM	8	10	6	2:11.832	4.048	0.251	158.9
23	3	EMG Motorsport		Porsche 991 Cup MY 201	Filip Teunkens		PROAM	AM	11	13	10	2:11.848	4.064	0.016	158.9
24	11	Duell Race		Porsche 991 Cup MY 201	Eugenio Pisani		PROAM	SILVER	5	4	3	2:11.968	4.184	0.120	158.8
25	3	EMG Motorsport		Porsche 991 Cup MY 201	Nicolas Vandierendo		PROAM	AM	12	12	6	2:12.294	4.510	0.326	158.4
26	32	Three Sixty Racing Team		Mercedes AMG R	Julio Martini		PROAM	AM	13	10	3	2:15.314	7.530	3.020	154.8
27	71	Martinet By Almeras		Porsche 991 Cup MY201	Gérard Tremblay		PROAM	AM	14	12	3	2:15.727	7.943	0.413	154.4
28	15	Duell Race		Porsche 991 Cup MY 201	Fernando Navarrete		PROAM	AM	9	3	3	2:20.543	12.759	4.816	149.1
29	34	Martinet By Almeras		Porsche 991 Cup gen II	Cédric Mezard		PROAM	AM	10	4	4	2:24.431	16.647	3.888	145.1
30	71	Martinet By Almeras		Porsche 991 Cup MY201	Pierre Martinet		PROAM	AM	15	11	6	2:26.272	18.488	1.841	143.2



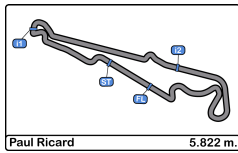


Paul Ricard
GT Cup Open Europe
Race - 1
Distance and Speed Average



Cls	Nº	Entrant/Team	Nat	Driver 1	Nat	Status	Driver 2	Nat	Status	Vehicle	Cat	Cls	Laps	Distance	Total Time	Km/h
1	6	Vincenzo Sospiri Racing	ITA	<u>Hans-Peter Koller</u>	CHE		Edoardo Liberati	ITA		Lamborghini Huracan Supe	PROAM	1	25	145.55	55:37.152	157.0
2	27	Vincenzo Sospiri Racing	ITA	<u>JP Mauro</u>	BRA		Rodolfo Toni	BRA		Lamborghini Huracan Supe	AM	1	25	145.55	55:37.820	156.9
3	22	Niki Leutwiler / PZ OBERER Z	CHE	Niki Leutwiler	CHE					Porsche 911 Cup MY 2018	AM	2	25	145.55	55:58.192	156.0
4	2	Sports and You	PRT	<u>Marcio Basso</u>	BRA		Guilherme Salas	BRA		Mercedes AMG R	PROAM	2	25	145.55	56:03.498	155.7
5	7	Teo Martin Motorsport	ESP	Marc De Fulgencio	ESP		<u>Thiago Vivacqua</u>	BRA		McLaren 570S	SILVER	1	25	145.55	56:19.746	155.0
6	37	EMG Motorsport	BEL	John De Wilde	BEL					Porsche 991 Cup MY 2018	AM	3	25	145.55	56:26.137	154.7
7	13	Baporo Motorsport	ESP	Juame Font	ESP		<u>Joan Vinyes</u>	AND		Porsche 991 Cup MY 2018	AM	4	25	145.55	56:27.176	154.6
8	10	Baporo Motorsport	ESP	Daniel Díaz-Varela	ESP		<u>Manel Cerqueda</u>	AND		Audi R8 LMS	AM	5	25	145.55	56:27.789	154.6
9	18	Teo Martin Motorsport	ESP	<u>Guillem Pujeu</u>	ESP		Faust Salom	ESP		McLaren 570S	SILVER	2	25	145.55	56:30.557	154.5
10	81	Tsunami RT	ITA	<u>Lino Curti</u>	ITA		Carlo Curti	ITA		Porsche 991 Cup gen II M	PROAM	3	25	145.55	56:35.781	154.3
11	3	EMG Motorsport	BEL	<u>Nicolas Vandierendonck</u>	BEL		Filip Teunkens	BEL		Porsche 991 Cup MY 2018	AM	6	25	145.55	56:56.990	153.3
12	32	Three Sixty Racing Team	ESP	Fernando Fortes	BRA		<u>Julio Martini</u>	BRA		Mercedes AMG R	AM	7	25	145.55	57:18.307	152.3
13	12	Antonelli MotorSport	ITA	Glauco Solieri	ITA					Lamborghini Huracan Supe	AM	8	23	133.90	51:42.239	155.3
14	71	Martinet By Almeras	FRA	Pierre Martinet	FRA		<u>Gérard Tremblay</u>	FRA		Porsche 991 Cup MY2017	AM	9	23	133.90	56:54.791	141.1
Not classified: (Requirements: 75% of number laps of leader = 19 Laps)																
	34	Martinet By Almeras	FRA	Cédric Mezard	FRA		<u>Steeve Hiesse</u>	FRA		Porsche 991 Cup gen II M	PROAM	4	18	104.79	51:47.289	121.4
	15	Duell Race	ITA	Fernando Navarrete	ESP		<u>Fernando Navarrete Jr</u>	ESP		Porsche 991 Cup MY 2018	PROAM	5	17	98.97	39:33.614	150.1
	11	Duell Race	ITA	<u>Eugenio Pisani</u>	ITA		Michele Merendino	ITA		Porsche 991 Cup MY 2018	SILVER	3	4	23.28	9:05.107	153.7





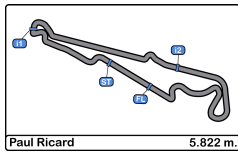
Paul Ricard
GT Cup Open Europe
Race - 1
Lap Analysis



2							6								
1 Marcio Basso Mercedes AMG R							1 Hans-Peter Koller Lamborghini Huracan Super Trofeo Evo								
PROAM							PROAM								
2 Guilherme Salas Sports and You							2 Edoardo Liberati Vincenzo Sospiri Racing								
Lap	D	Time	Sector 1	Sector 2	Sector 3	T. Spd	Elapsed	Lap	D	Time	Sector 1	Sector 2	Sector 3	T. Spd	Elapsed
1	1	2:23.782	45.573	41.217	56.992	226.8	2:23.782	1	1	2:15.080	40.512	38.733	55.835	221.7	2:15.080
2	1	2:11.836	36.567	38.872	56.397	238.9	4:35.618	2	1	2:10.899	36.532	38.727	55.640	238.4	4:25.979
3	1	2:12.369	36.779	39.163	56.427	241.6	6:47.987	3	1	2:10.781	36.336	38.427	56.018	236.8	6:36.760
4	1	2:13.537	36.452	39.958	57.127	240.0	9:01.524	4	1	2:10.968	36.342	38.567	56.059	233.7	8:47.728
5	1	2:12.492	36.536	39.264	56.692	239.4	11:14.016	5	1	2:11.227	36.162	38.605	56.460	244.3	10:58.955
6	1	2:11.832	36.557	39.044	56.231	241.6	13:25.848	6	1	2:11.065	36.678	39.320	55.067	238.9	13:10.020
7	1	2:25.419	36.512	39.190	1:09.717	240.5	15:51.267	7	1	2:10.527	36.297	38.562	55.668	235.2	15:20.547
8	1	2:13.649	37.168	39.615	56.866	235.8	18:04.916	8	1	2:10.257	36.414	38.323	55.520	236.8	17:30.804
9	1	2:13.606	37.003	39.419	57.184	237.8	20:18.522	9	1	2:10.984	36.084	38.587	56.313	234.2	19:41.788
10	1	3:15.561 P	37.319	39.838	1:58.404	237.3	23:34.083	10	1	2:10.962	36.410	38.793	55.759	236.3	21:52.750
11	2	2:23.766	50.699	38.285	54.782		25:57.849	11	1	2:10.334	36.192	38.499	55.643	234.7	24:03.084
12	2	2:08.849	35.349	38.156	55.344	240.0	28:06.698	12	1	2:10.356	35.914	38.423	56.019	240.5	26:13.440
13	2	2:09.213	35.672	38.398	55.143	239.4	30:15.911	13	1	2:10.195	36.178	38.185	55.832	236.8	28:23.635
14	2	2:09.161	35.438	38.419	55.304	240.0	32:25.072	14	1	2:17.658 P	36.432	38.639	1:02.587	236.3	30:41.293
15	2	2:09.086	35.574	38.311	55.201	242.1	34:34.158	15	2	3:11.628	1:37.835	38.566	55.227		33:52.921
16	2	2:08.375	35.233	38.470	54.672	238.9	36:42.533	16	2	2:10.539	36.345	38.645	55.549	236.3	36:03.460
17	2	2:09.337	35.362	38.453	55.522	240.0	38:51.870	17	2	2:10.245	35.975	38.744	55.526	238.9	38:13.705
18	2	2:09.111	35.877	38.638	54.596	241.0	41:00.981	18	2	2:10.561	36.234	38.557	55.770	238.4	40:24.266
19	2	2:09.399	36.408	38.286	54.705	241.0	43:10.380	19	2	2:11.016	37.110	38.500	55.406	238.9	42:35.282
20	2	2:10.622	35.990	39.050	55.582	242.1	45:21.002	20	2	2:10.207	35.809	38.362	56.036	240.0	44:45.489
21	2	2:08.110	35.171	38.379	54.560	241.0	47:29.112	21	2	2:11.091	35.934	38.775	56.382	234.7	46:56.580
22	2	2:08.558	35.493	38.324	54.741	241.0	49:37.670	22	2	2:10.405	36.443	38.409	55.553	239.4	49:06.985
23	2	2:09.703	35.928	39.122	54.653	241.0	51:47.373	23	2	2:10.629	36.428	38.394	55.807	233.7	51:17.614
24	2	2:08.341	35.395	38.142	54.804	239.4	53:55.714	24	2	2:09.432	35.927	38.214	55.291	233.7	53:27.046
25	2	2:07.784	35.204	38.078	54.502	239.4	56:03.498	25	2	2:10.106	36.326	38.574	55.206	238.9	55:37.152

3							7								
1 Nicolas Vandierendonck Porsche 991 Cup MY 2018							1 Marc De Fulgencio McLaren 570S								
AM							SILVER								
2 Filip Teunkens EMG Motorsport							2 Thiago Vivacqua Teo Martin Motorsport								
Lap	D	Time	Sector 1	Sector 2	Sector 3	T. Spd	Elapsed	Lap	D	Time	Sector 1	Sector 2	Sector 3	T. Spd	Elapsed
1	1	2:23.511	45.635	40.671	57.205	222.2	2:23.511	1	2	2:19.164	42.770	40.132	56.262	228.3	2:19.164
2	1	2:13.516	37.371	39.948	56.197	232.7	4:37.027	2	2	2:11.407	36.144	38.982	56.281	243.2	4:30.571
3	1	2:12.886	36.985	39.474	56.427	235.2	6:49.913	3	2	2:11.227	36.147	39.019	56.061	241.6	6:41.798
4	1	2:13.059	36.646	40.058	56.355	233.7	9:02.972	4	2	2:11.263	36.041	38.959	56.263	242.1	8:53.061
5	1	2:12.327	36.652	39.475	56.200	235.2	11:15.299	5	2	2:11.401	36.010	39.060	56.331	242.1	11:04.462
6	1	2:12.294	36.482	39.616	56.196	236.3	13:27.593	6	2	2:11.304	36.097	38.904	56.303	242.1	13:15.766
7	1	2:13.115	36.658	39.663	56.794	234.2	15:40.708	7	2	2:11.854	36.118	38.954	56.782	240.5	15:27.620
8	1	2:12.474	36.492	39.495	56.487	233.2	17:53.182	8	2	2:10.858	35.844	38.943	56.071	243.2	17:38.478
9	1	2:12.523	36.665	39.380	56.478	231.7	20:05.705	9	2	2:11.692	36.034	38.951	56.707	240.0	19:50.170
10	1	2:13.374	36.767	40.185	56.422	232.7	22:19.079	10	2	2:12.261	37.116	38.978	56.167	241.6	22:02.431
11	1	2:12.797	36.724	39.790	56.283	233.2	24:31.876	11	2	2:11.597	36.114	39.056	56.427	240.5	24:14.028
12	1	2:19.637 P	36.599	39.958	1:03.080	233.7	26:51.513	12	2	2:11.429	36.099	39.161	56.169	241.6	26:25.457
13	2	3:29.097	1:50.837	40.538	57.722		30:20.610	13	2	2:11.628	36.108	39.059	56.461	240.5	28:37.085
14	2	2:13.749	36.993	39.678	57.078	232.7	32:34.359	14	2	2:18.318 P	36.393	39.086	1:02.839	240.5	30:55.403
15	2	2:13.659	37.388	39.288	56.983	234.2	34:48.018	15	1	3:23.962	1:47.568	39.269	57.125		34:19.365
16	2	2:12.786	36.364	39.508	56.914	232.2	37:00.804	16	1	2:13.432	37.137	39.312	56.983	242.1	36:32.797
17	2	2:12.100	36.658	39.326	56.116	231.2	39:12.904	17	1	2:12.329	36.662	39.027	56.640	243.2	38:45.126
18	2	2:12.270	36.299	39.784	56.187	232.7	41:25.174	18	1	2:12.118	36.537	38.821	56.760	242.6	40:57.244
19	2	2:13.325	37.115	39.746	56.464	234.2	43:38.499	19	1	2:12.444	36.603	39.026	56.815	243.2	43:09.688
20	2	2:12.446	36.528	39.287	56.631	233.7	45:50.945	20	1	2:12.496	36.424	39.116	56.956	244.3	45:22.184
21	2	2:11.896	36.542	39.252	56.102	234.2	48:02.841	21	1	2:11.534	36.417	38.815	56.302	246.0	47:33.718
22	2	2:11.848	36.661	38.995	56.192	234.7	50:14.689	22	1	2:11.463	36.157	39.104	56.202	244.3	49:45.181
23	2	2:12.560	36.503	39.133	56.924	233.2	52:27.249	23	1	2:11.553	36.333	38.814	56.406	244.3	51:56.734
24	2	2:12.413	36.724	39.063	56.626	232.7	54:39.662	24	1	2:11.354	36.238	38.941	56.175	243.7	54:08.088
25	2	2:12.328	36.601	39.576	56.151	234.2	56:51.990	25	1	2:11.658	36.351	38.943	56.364	243.7	56:19.746





Paul Ricard
GT Cup Open Europe
Race - 1
Lap Analysis



10

1 Daniel Díaz-Varela Audi R8 LMS
 2 Manel Cerqueda Baporo Motorsport

Lap	D	Time	Sector 1	Sector 2	Sector 3	T. Spd	Elapsed
1	2	2:21.228	43.757	40.588	56.883	216.4	2:21.228
2	2	2:11.920	36.472	39.337	56.111	235.8	4:33.148
3	2	2:12.224	36.447	39.165	56.612	240.0	6:45.372
4	2	2:13.067	37.736	39.177	56.154	235.8	8:58.439
5	2	2:11.621	36.288	39.327	56.006	234.7	11:10.060
6	2	2:12.614	37.448	39.215	55.951	234.7	13:22.674
7	2	2:13.638	37.355	39.783	56.500	236.3	15:36.312
8	2	2:11.913	36.371	39.321	56.221	237.3	17:48.225
9	2	2:11.043	36.417	39.066	55.560	234.2	19:59.268
10	2	2:10.875	36.118	39.202	55.555	235.2	22:10.143
11	2	2:12.196	36.411	39.177	56.608	236.8	24:22.339
12	2	2:11.385	36.369	39.094	55.922	235.2	26:33.724
13	2	2:16.479 P	36.053	39.326	1:01.100	236.3	28:50.203
14	1	3:24.623	1:47.877	40.286	56.460		32:14.826
15	1	2:12.864	36.847	39.522	56.495	231.7	34:27.690
16	1	2:12.256	36.536	39.408	56.312	232.7	36:39.946
17	1	2:12.303	36.355	39.249	56.699	231.7	38:52.249
18	1	2:11.865	36.365	39.246	56.254	232.7	41:04.114
19	1	2:12.977	37.280	39.483	56.214	234.2	43:17.091
20	1	2:12.510	36.759	39.536	56.215	235.2	45:29.601
21	1	2:11.844	36.013	39.310	56.521	234.7	47:41.445
22	1	2:11.959	36.279	39.569	56.111	233.7	49:53.404
23	1	2:11.709	36.356	39.110	56.243	232.2	52:05.113
24	1	2:11.575	36.165	39.431	55.979	232.7	54:16.688
25	1	2:11.101	35.985	38.969	56.147	233.2	56:27.789

12

1 Glauco Solieri Lamborghini Huracan Super Trofeo Evo
 2 Antonelli MotorSport

Lap	D	Time	Sector 1	Sector 2	Sector 3	T. Spd	Elapsed
1	2	2:28.415	51.130	40.064	57.221		2:28.415
2	2	2:12.187	36.813	39.430	55.944	240.5	4:40.602
3	2	2:10.096	36.310	38.763	55.023	240.0	6:50.698
4	2	2:10.464	36.315	38.540	55.609	242.6	9:01.162
5	2	2:11.132	36.216	38.734	56.182	240.0	11:12.294
6	2	2:10.985	36.115	38.830	56.040	241.0	13:23.279
7	2	2:11.871	37.084	38.786	56.001	237.8	15:35.150
8	2	2:10.999	36.451	38.937	55.611	238.9	17:46.149
9	2	2:10.076	35.876	38.779	55.421	237.3	19:56.225
10	2	2:09.372	35.940	38.459	54.973	240.5	22:05.597
11	2	2:58.641 P	36.422	38.991	1:43.228	240.0	25:04.238
12	2	2:26.681	51.770	39.022	55.889		27:30.919
13	2	2:10.166	36.154	38.600	55.412	237.3	29:41.085
14	2	2:11.014	36.650	38.676	55.688	235.2	31:52.099
15	2	2:11.014	35.727	39.084	56.203	239.4	34:03.113
16	2	2:11.504	36.661	39.076	55.767	238.4	36:14.617
17	2	2:11.321	36.292	38.813	56.216	238.4	38:25.938
18	2	2:11.140	36.280	39.273	55.587	237.8	40:37.078
19	2	2:11.693	36.427	38.975	56.291	239.4	42:48.771
20	2	2:10.184	36.207	38.694	55.283	239.4	44:58.955
21	2	2:10.291	36.103	38.431	55.757	240.0	47:09.246
22	2	2:11.242	36.249	39.204	55.789	240.5	49:20.488
23	2	2:10.751	36.277	38.641	55.833	237.3	51:31.239
24	2		35.966	38.624		236.8	

11

1 Eugenio Pisani Porsche 991 Cup MY 2018
 2 Michele Merendino Duell Race

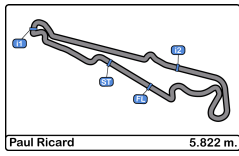
Lap	D	Time	Sector 1	Sector 2	Sector 3	T. Spd	Elapsed
1	1	2:20.586	43.178	40.443	56.965	209.3	2:20.586
2	1	2:11.998	36.614	38.883	56.501	233.7	4:32.584
3	1	2:11.968	36.459	39.086	56.423	234.7	6:44.552
4	1	2:20.555 P	36.978	39.032	1:04.545	230.2	9:05.107

13

1 Juane Font Porsche 991 Cup MY 2018
 2 Joan Vinyes Baporo Motorsport

Lap	D	Time	Sector 1	Sector 2	Sector 3	T. Spd	Elapsed
1	2	2:19.888	42.760	40.593	56.535	218.6	2:19.888
2	2	2:13.100	36.710	39.211	57.179	232.2	4:32.988
3	2	2:12.027	36.959	38.973	56.095	238.9	6:45.015
4	2	2:12.127	36.923	39.243	55.961	233.7	8:57.142
5	2	2:11.096	36.266	39.070	55.760	233.7	11:08.238
6	2	2:11.437	36.384	39.041	56.012	234.7	13:19.675
7	2	2:10.757	36.421	38.967	55.369	233.2	15:30.432
8	2	2:11.121	36.231	38.993	55.897	234.2	17:41.553
9	2	2:11.477	36.110	38.946	56.421	233.7	19:53.030
10	2	2:11.527	36.228	39.006	56.293	234.2	22:04.557
11	2	2:13.167	36.713	39.285	57.169	235.8	24:17.724
12	2	2:12.255	37.118	39.184	55.953	234.7	26:29.979
13	2	2:11.220	36.359	39.040	55.821	233.2	28:41.199
14	2	2:20.296 P	36.336	39.008	1:04.952	233.7	31:01.495
15	1	3:23.124	1:46.733	39.326	57.065		34:24.619
16	1	2:13.073	37.124	39.658	56.291	230.2	36:37.692
17	1	2:12.528	36.583	39.432	56.513	230.7	38:50.220
18	1	2:13.336	36.983	39.857	56.496	230.7	41:03.556
19	1	2:13.369	37.509	39.437	56.423	228.8	43:16.925
20	1	2:11.884	36.217	39.581	56.086	233.2	45:28.809
21	1	2:11.657	36.392	39.395	55.870	235.2	47:40.466
22	1	2:11.638	36.634	39.141	55.863	234.7	49:52.104
23	1	2:11.888	36.728	39.118	56.042	231.7	52:03.992
24	1	2:11.603	36.600	39.245	55.758	232.7	54:15.595
25	1	2:11.581	36.253	39.378	55.950	232.7	56:27.176





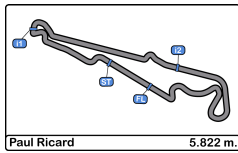
Paul Ricard
GT Cup Open Europe
Race - 1
Lap Analysis



15							22								
1 Fernando Navarrete							1 Niki Leutwiler								
Porsche 991 Cup MY 2018							Porsche 911 Cup MY 2018								
PROAM							AM								
2 Fernando Navarrete Jr							2								
Duell Race							Niki Leutwiler / PZ OBERER ZURICKSEE by TFT								
Lap	D	Time	Sector 1	Sector 2	Sector 3	T. Spd	Elapsed	Lap	D	Time	Sector 1	Sector 2	Sector 3	T. Spd	Elapsed
1	2	2:18.555	42.599	39.847	56.109	214.2	2:18.555	1	2	2:16.285	40.944	39.205	56.136	220.4	2:16.285
2	2	2:13.196	37.068	39.626	56.502	230.2	4:31.751	2	2	2:11.043	36.431	38.965	55.647	230.2	4:27.328
3	2	2:11.557	36.147	39.419	55.991	232.7	6:43.308	3	2	2:11.518	36.135	39.404	55.979	232.2	6:38.846
4	2	2:11.249	36.285	39.084	55.880	232.7	8:54.557	4	2	2:10.610	36.070	39.034	55.506	231.7	8:49.456
5	2	2:10.679	36.033	38.907	55.739	232.7	11:05.236	5	2	2:10.416	35.986	38.907	55.523	232.2	10:59.872
6	2	2:11.166	36.294	39.111	55.761	233.2	13:16.402	6	2	2:11.278	36.361	38.995	55.922	233.2	13:11.150
7	2	2:11.260	36.104	38.817	56.339	233.2	15:27.662	7	2	2:11.131	36.426	39.065	55.640	232.7	15:22.281
8	2	2:11.380	36.505	39.111	55.764	231.2	17:39.042	8	2	2:10.594	36.047	38.903	55.644	231.7	17:32.875
9	2	2:11.057	36.125	38.951	55.981	233.2	19:50.099	9	2	2:11.160	36.077	39.187	55.896	231.2	19:44.035
10	2	2:14.180	37.942	39.399	56.839	231.7	22:04.279	10	2	2:11.062	36.375	39.059	55.628	231.7	21:55.097
11	2	2:11.997	36.358	39.554	56.085	233.2	24:16.276	11	2	2:10.674	36.167	39.019	55.488	232.7	24:05.771
12	2	2:12.407	37.141	39.173	56.093	232.2	26:28.683	12	2	2:10.787	36.231	39.003	55.553	232.2	26:16.558
13	2	2:11.203	36.173	39.103	55.927	232.2	28:39.886	13	2	2:10.917	36.213	38.981	55.723	232.2	28:27.475
14	2	2:20.493 P	36.426	39.056	1:05.011	232.2	31:00.379	14	2	2:18.866 P	36.367	39.046	1:03.453	231.2	30:46.341
15	1	3:50.132	2:05.707	42.140	1:02.285		34:50.511	15	3	3:16.198	1:40.824	39.499	55.875		34:02.539
16	1	2:22.560	40.798	41.408	1:00.354	231.7	37:13.071	16	2	2:11.309	36.705	39.123	55.481	230.7	36:13.848
17	1	2:20.543	38.965	41.243	1:00.335	230.7	39:33.614	17	2	2:11.434	36.396	39.085	55.953	230.7	38:25.282

18							27								
1 Guillem Pujeu							1 JP Mauro								
McLaren 570S							Lamborghini Huracan Super Trofeo Evo								
SILVER							AM								
2 Faust Salom							2 Rodolfo Toni								
Teo Martin Motorsport							Vincenzo Sospiri Racing								
Lap	D	Time	Sector 1	Sector 2	Sector 3	T. Spd	Elapsed	Lap	D	Time	Sector 1	Sector 2	Sector 3	T. Spd	Elapsed
1	1	2:20.023	43.306	40.324	56.393	213.8	2:20.023	1	1	2:16.821	42.001	39.297	55.523	215.5	2:16.821
2	1	2:10.799	35.931	38.972	55.896	245.4	4:30.822	2	1	2:10.915	36.780	38.919	55.216	237.8	4:27.736
3	1	2:13.886	36.186	40.016	57.684	243.2	6:44.708	3	1	2:10.448	36.488	38.755	55.205	240.0	6:38.184
4	1	2:11.137	36.032	39.169	55.936	243.7	8:55.845	4	1	2:10.035	36.133	38.680	55.222	236.8	8:48.219
5	1	2:11.531	36.055	39.121	56.355	243.2	11:07.376	5	1	2:10.376	36.225	38.748	55.403	238.9	10:58.595
6	1	2:11.130	35.823	38.782	56.525	243.2	13:18.506	6	1	2:09.485	35.876	38.813	54.796	238.4	13:08.080
7	1	2:11.064	35.930	39.038	56.096	241.0	15:29.570	7	1	2:09.504	35.747	38.982	54.775	238.4	15:17.584
8	1	2:11.012	35.956	39.060	55.996	243.7	17:40.582	8	1	2:10.592	36.461	38.754	55.377	238.9	17:28.176
9	1	2:11.084	35.861	39.156	56.067	242.6	19:51.666	9	1	2:09.977	36.010	38.768	55.199	237.3	19:38.153
10	1	2:12.408	36.100	39.078	57.230	243.7	22:04.074	10	1	2:10.171	35.917	38.855	55.399	237.8	21:48.324
11	1	2:12.471	36.318	39.309	56.844	241.6	24:16.545	11	1	2:10.203	35.994	38.635	55.574	237.8	23:58.527
12	1	2:19.576 P	37.332	39.247	1:02.997	243.7	26:36.121	12	1	2:10.160	35.955	38.863	55.342	238.9	26:08.687
13	2	3:38.097	2:02.363	39.157	56.577		30:14.218	13	1	2:16.715 P	35.977	38.675	1:02.063	238.4	28:25.402
14	2	2:11.785	36.343	39.049	56.393	242.1	32:26.003	14	2	3:17.808	1:41.553	39.982	56.273		31:43.210
15	2	2:12.547	36.768	39.105	56.674	243.7	34:38.550	15	2	2:11.587	36.530	39.840	55.217	237.3	33:54.797
16	2	2:11.937	36.148	39.292	56.497	242.1	36:50.487	16	2	2:10.799	36.218	39.240	55.341	236.3	36:05.596
17	2	2:11.789	36.355	39.057	56.377	242.6	39:02.276	17	2	2:10.773	36.311	39.305	55.157	237.8	38:16.369
18	2	2:11.207	36.237	39.099	55.871	242.1	41:13.483	18	2	2:09.780	36.081	38.821	54.878	236.8	40:26.149
19	2	2:10.994	36.032	38.941	56.021	244.8	43:24.477	19	2	2:09.740	35.984	38.724	55.032	238.4	42:35.889
20	2	2:11.111	36.044	38.973	56.094	245.4	45:35.588	20	2	2:10.154	35.796	38.676	55.682	241.0	44:46.043
21	2	2:10.841	35.874	39.093	55.874	243.2	47:46.429	21	2	2:11.028	36.332	38.728	55.968	240.0	46:57.071
22	2	2:11.351	36.221	38.846	56.284	244.8	49:57.780	22	2	2:10.324	36.423	38.600	55.301	237.8	49:07.395
23	2	2:10.968	36.101	38.831	56.036	243.7	52:08.748	23	2	2:11.817	37.720	38.988	55.109	238.4	51:19.212
24	2	2:10.823	35.645	38.917	56.261	246.5	54:19.571	24	2	2:09.343	36.142	38.772	54.429	237.3	53:28.555
25	2	2:10.986	35.800	38.825	56.361	244.3	56:30.557	25	2	2:09.265	35.873	38.329	55.063	237.8	55:37.820





Paul Ricard
GT Cup Open Europe
Race - 1
Lap Analysis



32

1 Fernando Fortes

Mercedes AMG R

37

1 John De Wilde

Porsche 991 Cup MY 2018

AM

2 Julio Martini

Three Sixty Racing Team

AM

2

EMG Motorsport

Lap	D	Time	Sector 1	Sector 2	Sector 3	T. Spd	Elapsed	Lap	D	Time	Sector 1	Sector 2	Sector 3	T. Spd	Elapsed
1	2	2:28.120	46.643	41.807	59.670	212.5	2:28.120	1	2:22.854	45.228	40.320	57.306	223.6	2:22.854	
2	2	2:17.513	38.281	41.225	58.007	235.8	4:45.633	2	2:11.643	36.258	39.190	56.195	234.7	4:34.497	
3	2	2:15.314	37.035	40.610	57.669	235.2	7:00.947	3	2:12.252	36.790	39.185	56.277	237.3	6:46.749	
4	2	2:15.919	37.317	40.515	58.087	234.2	9:16.866	4	2:12.953	37.138	40.117	55.698	235.8	8:59.702	
5	2	2:15.770	37.101	41.361	57.308	234.7	11:32.636	5	2:12.391	36.562	39.411	56.418	237.3	11:12.093	
6	2	2:17.419	37.943	40.913	58.563	236.8	13:50.055	6	2:12.076	36.753	39.081	56.242	234.7	13:24.169	
7	2	2:16.472	37.548	40.655	58.269	234.7	16:06.527	7	2:12.451	36.811	39.648	55.992	237.3	15:36.620	
8	2	2:15.865	38.246	40.767	56.852	236.8	18:22.392	8	2:11.946	36.503	39.195	56.248	236.3	17:48.566	
9	2	2:16.835	38.063	41.175	57.597	231.2	20:39.227	9	2:11.459	36.456	39.002	56.001	235.8	20:00.025	
10	2	2:27.193 P	38.703	41.814	1:06.676	231.7	23:06.420	10	2:11.024	36.109	38.929	55.986	235.8	22:11.049	
11	1	3:25.778	1:49.570	40.105	56.103		26:32.198	11	2:11.522	36.174	38.948	56.400	235.8	24:22.571	
12	1	2:11.410	36.093	38.922	56.395		28:43.608	12	2:12.184	36.601	39.243	56.340	235.2	26:34.755	
13	1	2:11.730	36.402	38.820	56.508	233.7	30:55.338	13	2:12.302	36.366	39.450	56.486	235.2	28:47.057	
14	1	2:11.630	36.347	39.252	56.031	233.7	33:06.968	14	2:18.079 P	36.263	39.404	1:02.412	233.7	31:05.136	
15	1	2:12.522	36.803	39.444	56.275		35:19.490	15	3:21.694	1:45.984	39.754	55.956		34:26.830	
16	1	2:11.904	36.363	39.178	56.363	229.2	37:31.394	16	2:12.030	36.503	39.174	56.353	232.2	36:38.860	
17	1	2:11.392	36.334	39.010	56.048		39:42.786	17	2:11.917	36.370	39.250	56.297	232.7	38:50.777	
18	1	2:12.177	36.791	39.570	55.816	231.2	41:54.963	18	2:12.877	37.039	39.596	56.242	234.7	41:03.654	
19	1	2:11.112	36.460	38.961	55.691		44:06.075	19	2:12.857	37.139	39.415	56.303	233.7	43:16.511	
20	1	2:11.745	36.415	39.136	56.194		46:17.820	20	2:11.392	36.100	39.237	56.055	234.2	45:27.903	
21	1	2:11.638	36.307	39.209	56.122		48:29.458	21	2:11.944	36.551	39.347	56.046	234.2	47:39.847	
22	1	2:11.666	36.390	39.064	56.212		50:41.124	22	2:11.179	36.262	39.022	55.895	233.2	49:51.026	
23	1	2:12.253	36.430	39.476	56.347		52:53.377	23	2:11.523	36.412	38.973	56.138	232.7	52:02.549	
24	1	2:11.974	36.398	39.114	56.462		55:05.351	24	2:12.263	37.086	39.307	55.870	233.7	54:14.812	
25	1	2:12.956	37.012	39.096	56.848		57:18.307	25	2:11.325	36.261	38.974	56.090	232.7	56:26.137	

34

1 Cédric Mezard

Porsche 991 Cup gen II MY 2018

71

1 Pierre Martinet

Porsche 991 Cup MY2017

PROAM

2 Steeve Hiesse

Martinet By Almeras

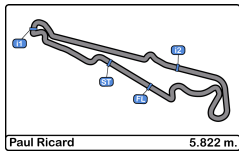
AM

2 Gérard Tremblay

Martinet By Almeras

Lap	D	Time	Sector 1	Sector 2	Sector 3	T. Spd	Elapsed	Lap	D	Time	Sector 1	Sector 2	Sector 3	T. Spd	Elapsed
1	2	2:21.668	45.178	39.997	56.493	211.7	2:21.668	1	2:26.748	47.112	41.790	57.846	212.5	2:26.748	
2	2	2:12.187	36.466	39.304	56.417	234.7	4:33.855	2	2:17.136	38.234	41.158	57.744	232.7	4:43.884	
3	2	2:11.954	36.410	39.430	56.114	235.8	6:45.809	3	2:15.727	37.042	40.836	57.849	234.2	6:59.611	
4	2	2:13.559	37.601	39.824	56.134	235.2	8:59.368	4	2:16.073	37.575	40.499	57.999	232.2	9:15.684	
5	2	2:11.679	36.472	39.343	55.864	236.8	11:11.047	5	2:16.307	37.374	40.524	58.409	232.7	11:31.991	
6	2	2:12.835	36.762	39.741	56.332	236.3	13:23.882	6	2:17.196	37.573	41.105	58.518	234.2	13:49.187	
7	2	2:12.033	36.585	39.676	55.772	235.2	15:35.915	7	2:17.146	37.788	40.758	58.600	232.2	16:06.333	
8	2	2:11.480	36.119	39.004	56.357	235.2	17:47.395	8	2:17.044	39.021	40.879	57.144	214.2	18:23.377	
9	2	2:11.025	36.248	38.948	55.829	234.7	19:58.420	9	2:49.617	37.516	1:13.190	58.911	233.2	21:12.994	
10	2	2:11.258	36.199	39.296	55.763	235.2	22:09.678	10	2:18.046	38.146	41.002	58.898	231.7	23:31.040	
11	2	2:11.944	36.324	39.202	56.418	234.7	24:21.622	11	2:17.938	37.977	41.075	58.886	232.2	25:48.978	
12	2	2:11.557	36.346	39.245	55.966	235.2	26:33.179	12	2:28.544 P	39.108	42.169	1:07.267	232.2	28:17.522	
13	2	2:11.113	36.135	38.926	56.052	235.2	28:44.292	13	3:51.293	2:05.278	43.556	1:02.459		32:08.815	
14	2	2:19.031 P	36.213	39.011	1:03.807	234.2	31:03.323	14	2:31.110	42.029	44.580	1:04.501	228.8	34:39.925	
15	1	3:49.059	2:10.598	40.634	57.827		34:52.382	15	2:26.955	41.174	44.000	1:01.781	229.2	37:06.880	
16	1	2:34.628 P	38.468	40.593	1:15.567	233.2	37:27.010	16	2:29.048	41.312	43.888	1:03.848	229.7	39:35.928	
17	1	11:55.848	10:14.302	42.315	59.231		49:22.858	17	2:30.738	42.310	45.698	1:02.730	230.2	42:06.666	
18	1	2:24.431 P	37.081	41.321	1:06.029	230.7	51:47.289	18	2:26.272	40.259	42.776	1:03.237	230.2	44:32.938	
								19	2:29.334	41.200	44.672	1:03.462	230.2	47:02.272	
								20	2:27.942	41.413	43.517	1:03.012	230.7	49:30.214	
								21	2:29.282	41.951	44.035	1:03.296	228.3	51:59.496	
								22	2:27.762	41.823	44.340	1:01.599	230.7	54:27.258	
								23	2:27.533	41.005	43.277	1:03.251	230.7	56:54.791	





Paul Ricard
GT Cup Open Europe
Race - 1
Lap Analysis

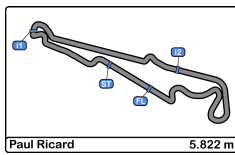


81 1 Lino Curti Porsche 991 Cup gen II MY 2018

PROAM 2 Carlo Curti Tsunami RT

Lap	D	Time	Sector 1	Sector 2	Sector 3	T. Spd	Elapsed
1	1	2:22.397	44.040	40.715	57.642	225.9	2:22.397
2	1	2:11.802	36.360	39.213	56.229	233.7	4:34.199
3	1	2:12.013	36.544	39.460	56.009	236.8	6:46.212
4	1	2:12.705	37.251	39.327	56.127	236.3	8:58.917
5	1	2:11.401	36.280	39.129	55.992	235.2	11:10.318
6	1	2:11.920	36.538	39.217	56.165	236.8	13:22.238
7	1	2:12.232	36.198	39.009	57.025	232.7	15:34.470
8	1	2:12.247	36.760	39.579	55.908	231.7	17:46.717
9	1	2:10.739	36.067	38.814	55.858	232.2	19:57.456
10	1	2:10.056	35.616	38.946	55.494	233.2	22:07.512
11	1	2:11.444	36.152	39.213	56.079	234.2	24:18.956
12	1	2:11.663	36.546	39.127	55.990	235.2	26:30.619
13	1	2:19.035 P	36.593	39.164	1:03.278	234.7	28:49.654
14	2	3:33.121	1:54.966	41.024	57.131		32:22.775
15	2	2:12.751	36.740	39.432	56.579	232.7	34:35.526
16	2	2:11.855	36.507	39.510	55.838	231.7	36:47.381
17	2	2:12.207	36.682	39.289	56.236	230.7	38:59.588
18	2	2:11.915	36.705	39.100	56.110	232.7	41:11.503
19	2	2:12.019	36.798	39.367	55.854	232.2	43:23.522
20	2	2:12.927	36.721	39.793	56.413	233.7	45:36.449
21	2	2:12.154	36.372	39.528	56.254	234.2	47:48.603
22	2	2:11.813	36.619	39.077	56.117	234.7	50:00.416
23	2	2:12.336	36.832	39.204	56.300	233.2	52:12.752
24	2	2:11.282	36.376	38.845	56.061	233.2	54:24.034
25	2	2:11.747	36.436	39.368	55.943	233.7	56:35.781





Paul Ricard
GT Cup Open Europe
Race - 1
Analysis by Lap



Paul Ricard 5.822 m

Num Lap Time Gap

Lap 1

6	2:15.080	
22	2:16.285	01.205
27	2:16.821	01.741
15	2:18.555	03.475
7	2:19.164	04.084
13	2:19.888	04.808
18	2:20.023	04.943
11	2:20.586	05.506
10	2:21.228	06.148
34	2:21.668	06.588
81	2:22.397	07.317
37	2:22.854	07.774
3	2:23.511	08.431
2	2:23.782	08.702
71	2:26.748	11.668
32	2:28.120	13.040
12	2:28.415	13.335

Num Lap Time Gap

Lap 2

6	2:10.899	
22	2:11.043	01.349
27	2:10.915	01.757
7	2:11.407	04.592
18	2:10.799	04.843
15	2:13.196	05.772
11	2:11.998	06.605
13	2:13.100	07.009
10	2:11.920	07.169
34	2:12.187	07.876
81	2:11.802	08.220
37	2:11.643	08.518
2	2:11.836	09.639
3	2:13.516	11.048
12	2:12.187	14.623
71	2:17.136	17.905
32	2:17.513	19.654

Num Lap Time Gap

Lap 3

6	2:10.781	
---	----------	--

27	2:10.448	01.424
22	2:11.518	02.086
7	2:11.227	05.038
15	2:11.557	06.548
11	2:11.968	07.792
18	2:13.886	07.948
13	2:12.027	08.255
10	2:12.224	08.612
34	2:11.954	09.049
81	2:12.013	09.452
37	2:12.252	09.989
2	2:12.369	11.227
3	2:12.886	13.153
12	2:10.096	13.938
71	2:15.727	22.851
32	2:15.314	24.187

Num Lap Time Gap

Lap 4

6	2:10.968	
27	2:10.035	00.491
22	2:10.610	01.728
7	2:11.263	05.333
15	2:11.249	06.829
18	2:11.137	08.117
13	2:12.127	09.414
10	2:13.067	10.711
81	2:12.705	11.189
34	2:13.559	11.640
37	2:12.953	11.974
12	2:10.464	13.434
2	2:13.537	13.796
3	2:13.059	15.244
11	2:20.555	17.379
71	2:16.073	27.956
32	2:15.919	29.138

Num Lap Time Gap

Lap 5

27	2:10.376	
6	2:11.227	00.360
22	2:10.416	01.277
7	2:11.401	05.867

15	2:10.679	06.641
18	2:11.531	08.781
13	2:11.096	09.643
10	2:11.621	11.465
81	2:11.401	11.723
34	2:11.679	12.452
37	2:12.391	13.498
12	2:11.132	13.699
2	2:12.492	15.421
3	2:12.327	16.704
71	2:16.307	33.396
32	2:15.770	34.041

Num Lap Time Gap

Lap 6

27	2:09.485	
6	2:11.065	01.940
22	2:11.278	03.070
7	2:11.304	07.686
15	2:11.166	08.322
18	2:11.130	10.426
13	2:11.437	11.595
81	2:11.920	14.158
10	2:12.614	14.594
12	2:10.985	15.199
34	2:12.835	15.802
37	2:12.076	16.089
2	2:11.832	17.768
3	2:12.294	19.513
71	2:17.196	41.107
32	2:17.419	41.975

Num Lap Time Gap

Lap 7

27	2:09.504	
6	2:10.527	02.963
22	2:11.131	04.697
7	2:11.854	10.036
15	2:11.260	10.078
18	2:11.064	11.986
13	2:10.757	12.848
81	2:12.232	16.886
12	2:11.871	17.566

34	2:12.033	18.331
10	2:13.638	18.728
37	2:12.451	19.036
3	2:13.115	23.124
2	2:25.419	33.683
71	2:17.146	48.749
32	2:16.472	48.943

Num Lap Time Gap

Lap 8

27	2:10.592	
6	2:10.257	02.628
22	2:10.594	04.699
7	2:10.858	10.302
15	2:11.380	10.866
18	2:11.012	12.406
13	2:11.121	13.377
12	2:10.999	17.973
81	2:12.247	18.541
34	2:11.480	19.219
10	2:11.913	20.049
37	2:11.946	20.390
3	2:12.474	25.006
2	2:13.649	36.740
32	2:15.865	54.216
71	2:17.044	55.201

Num Lap Time Gap

Lap 9

27	2:09.977	
6	2:10.984	03.635
22	2:11.160	05.882
15	2:11.057	11.946
7	2:11.692	12.017
18	2:11.084	13.513
13	2:11.477	14.877
12	2:10.076	18.072
81	2:10.739	19.303
34	2:11.025	20.267
10	2:11.043	21.115
37	2:11.459	21.872
3	2:12.523	27.552
2	2:13.606	40.369

32	2:16.835	1:01.074
71	2:49.617	1:34.841

Num Lap Time Gap

Lap 10

27	2:10.171	
6	2:10.962	04.426
22	2:11.062	06.773
7	2:12.261	14.107
18	2:12.408	15.750
15	2:14.180	15.955
13	2:11.527	16.233
12	2:09.372	17.273
81	2:10.056	19.188
34	2:11.258	21.354
10	2:10.875	21.819
37	2:11.024	22.725
3	2:13.374	30.755
32	2:27.193	1:18.096
71	2:18.046	1:42.716
2	3:15.561	1:45.759

Num Lap Time Gap

Lap 11

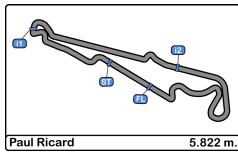
27	2:10.203	
6	2:10.334	04.557
22	2:10.674	07.244
7	2:11.597	15.501
15	2:11.997	17.749
18	2:12.471	18.018
13	2:13.167	19.197
81	2:11.444	20.429
34	2:11.944	23.095
10	2:12.196	23.812
37	2:11.522	24.044
3	2:12.797	33.349
12	2:58.641	1:05.711
71	2:17.938	1:50.451
2	2:23.766	1:59.322

Num Lap Time Gap

Lap 12

27	2:10.160	
6	2:10.356	04.753





Paul Ricard
GT Cup Open Europe
Race - 1
Analysis by Lap



22	2:10.787	07.871
7	2:11.429	16.770
15	2:12.407	19.996
13	2:12.255	21.292
81	2:11.663	21.932
32	3:25.778	1 Lap
34	2:11.557	24.492
10	2:11.385	25.037
37	2:12.184	26.068
18	2:19.576	27.434
3	2:19.637	42.826
12	2:26.681	1:22.232
2	2:08.849	1:58.011
71	2:28.544	2:08.835

Num Lap Time Gap
Lap 13

6	2:10.195	
27	2:16.715	01.767
22	2:10.917	03.840
7	2:11.628	13.450
15	2:11.203	16.251
13	2:11.220	17.564
32	2:11.410	1 Lap
34	2:11.113	20.657
37	2:12.302	23.422
81	2:19.035	26.019
10	2:16.479	26.568
12	2:10.166	1:17.450
18	3:38.097	1:50.583
2	2:09.213	1:52.276
3	3:29.097	1:56.975

Num Lap Time Gap
Lap 14

6	2:17.658	
22	2:18.866	05.048
32	2:11.730	1 Lap
7	2:18.318	14.110
15	2:20.493	19.086
13	2:20.296	20.202
34	2:19.031	22.030
37	2:18.079	23.843

27	3:17.808	1:01.917
12	2:11.014	1:10.806
71	3:51.293	1 Lap
10	3:24.623	1:33.533
81	3:33.121	1:41.482
2	2:09.161	1:43.779
18	2:11.785	1:44.710
3	2:13.749	1:53.066
32	2:11.630	2:25.675

Num Lap Time Gap
Lap 15

6	3:11.628	
27	2:11.587	01.876
22	3:16.198	09.618
12	2:11.014	10.192
7	3:23.962	26.444
13	3:23.124	31.698
37	3:21.694	33.909
10	2:12.864	34.769
2	2:09.086	41.237
81	2:12.751	42.605
18	2:12.547	45.629
71	2:31.110	1 Lap
3	2:13.659	55.097
15	3:50.132	57.590
34	3:49.059	59.461
32	2:12.522	1:26.569

Num Lap Time Gap
Lap 16

6	2:10.539	
27	2:10.799	02.136
22	2:11.309	10.388
12	2:11.504	11.157
7	2:13.432	29.337
13	2:13.073	34.232
37	2:12.030	35.400
10	2:12.256	36.486
2	2:08.375	39.073
81	2:11.855	43.921
18	2:11.937	47.027
3	2:12.786	57.344

71	2:26.955	1 Lap
15	2:22.560	1:09.611
34	2:34.628	1:23.550
32	2:11.904	1:27.934

Num Lap Time Gap
Lap 17

6	2:10.245	
27	2:10.773	02.664
22	2:11.434	11.577
12	2:11.321	12.233
7	2:12.329	31.421
13	2:12.528	36.515
37	2:11.917	37.072
2	2:09.337	38.165
10	2:12.303	38.544
81	2:12.207	45.883
18	2:11.789	48.571
3	2:12.100	59.199
15	2:20.543	1:19.909
71	2:29.048	1 Lap
32	2:11.392	1:29.081

Num Lap Time Gap
Lap 18

6	2:10.561	
27	2:09.780	01.883
12	2:11.140	12.812
22	2:13.330	14.346
7	2:12.118	32.978
2	2:09.111	36.715
13	2:13.336	39.290
37	2:12.877	39.388
10	2:11.865	39.848
81	2:11.915	47.237
18	2:11.207	49.217
3	2:12.270	1:00.908
32	2:12.177	1:30.697
71	2:30.738	1 Lap

Num Lap Time Gap
Lap 19

6	2:11.016	
27	2:09.740	00.607

12	2:11.693	13.489
22	2:11.931	15.261
7	2:12.444	34.406
2	2:09.399	35.098
37	2:12.857	41.229
13	2:13.369	41.643
10	2:12.977	41.809
81	2:12.019	48.240
18	2:10.994	49.195
3	2:13.325	1:03.217
32	2:11.112	1:30.793
71	2:26.272	1 Lap

Num Lap Time Gap
Lap 20

6	2:10.207	
27	2:10.154	00.554
12	2:10.184	13.466
22	2:11.065	16.119
2	2:10.622	35.513
7	2:12.496	36.695
37	2:11.392	42.414
13	2:11.884	43.320
10	2:12.510	44.112
18	2:11.111	50.099
81	2:12.927	50.960
3	2:12.446	1:05.456
32	2:11.745	1:32.331

Num Lap Time Gap
Lap 21

6	2:11.091	
27	2:11.028	00.491
71	2:29.334	2 Laps
12	2:10.291	12.666
22	2:10.761	15.789
2	2:08.110	32.532
7	2:11.534	37.138
37	2:11.944	43.267
13	2:11.657	43.886
10	2:11.844	44.865
18	2:10.841	49.849
81	2:12.154	52.023

3	2:11.896	1:06.261
32	2:11.638	1:32.878

Num Lap Time Gap
Lap 22

6	2:10.405	
27	2:10.324	00.410
12	2:11.242	13.503
34	11:55.848	5 Laps
22	2:11.460	16.844
71	2:27.942	2 Laps
2	2:08.558	30.685
7	2:11.463	38.196
37	2:11.179	44.041
13	2:11.638	45.119
10	2:11.959	46.419
18	2:11.351	50.795
81	2:11.813	53.431
3	2:11.848	1:07.704
32	2:11.666	1:34.139

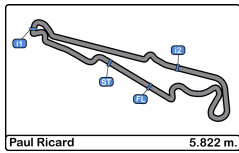
Num Lap Time Gap
Lap 23

6	2:10.629	
27	2:11.817	01.598
12	2:10.751	13.625
22	2:11.180	17.395
34	2:24.431	5 Laps
2	2:09.703	29.759
7	2:11.553	39.120
71	2:29.282	2 Laps
37	2:11.523	44.935
13	2:11.888	46.378
10	2:11.709	47.499
18	2:10.968	51.134
81	2:12.336	55.138
3	2:12.560	1:09.635
32	2:12.253	1:35.763

Num Lap Time Gap
Lap 24

6	2:09.432	
27	2:09.343	01.509
22	2:11.776	19.739





Paul Ricard
GT Cup Open Europe
Race - 1
Analysis by Lap



Paul Ricard 5.822 m

2	2:08.341	28.668
7	2:11.354	41.042
37	2:12.263	47.766
13	2:11.603	48.549
10	2:11.575	49.642
18	2:10.823	52.525
81	2:11.282	56.988
71	2:27.762	2 Laps
3	2:12.413	1:12.616
32	2:11.974	1:38.305

Num Lap Time Gap

Lap 25

6	2:10.106	
27	2:09.265	00.668
22	2:11.407	21.040
2	2:07.784	26.346
7	2:11.658	42.594
37	2:11.325	48.985
13	2:11.581	50.024
10	2:11.101	50.637
18	2:10.986	53.405
81	2:11.747	58.629
3	2:12.328	1:14.838
71	2:27.533	2 Laps
32	2:12.956	1:41.155



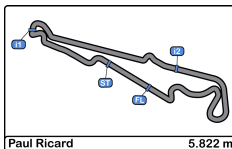


Paul Ricard
GT Cup Open Europe
Race - 1
Best Sectors Results



Sector - 1				Sector - 2				Sector - 3				Ideal Lap vs Best Lap				
Clas	Nº	Driver	Time	Nº	Driver	Time	Nº	Driver	Time	Clas	Nº	Driver	Ideal Lap	Best Lap	Clas	
1	2	Basso - Salas	35.171	2	Basso - Salas	38.078	27	Mauro - Toni	54.429	1	2	Basso - Salas	2:07.751	2:07.784	1	
2	81	Curti - Curti	35.616	6	Koller - Liberati	38.185	2	Basso - Salas	54.502	2	27	Mauro - Toni	2:08.505	2:09.265	2	
3	18	Pujeu - Salom	35.645	27	Mauro - Toni	38.329	12	Glauco Solieri	54.973	3	6	Koller - Liberati	2:09.061	2:09.432	4	
4	12	Glauco Solieri	35.727	12	Glauco Solieri	38.431	6	Koller - Liberati	55.067	4	12	Glauco Solieri	2:09.131	2:09.372	3	
5	27	Mauro - Toni	35.747	18	Pujeu - Salom	38.782	13	Font - Vinyes	55.369	5	81	Curti - Curti	2:09.924	2:10.056	5	
6	6	Koller - Liberati	35.809	81	Curti - Curti	38.814	22	Niki Leutwiler	55.471	6	18	Pujeu - Salom	2:10.298	2:10.799	9	
7	7	De Fulgencio - Vivacqua	35.844	7	De Fulgencio - Vivacqua	38.814	81	Curti - Curti	55.494	7	22	Niki Leutwiler	2:10.343	2:10.416	6	
8	10	Díaz-Varela - Cerqueda	35.985	15	Navarrete - Navarrete Jr	38.817	10	Díaz-Varela - Cerqueda	55.555	8	13	Font - Vinyes	2:10.425	2:10.757	8	
9	22	Niki Leutwiler	35.986	32	Fortes - Carlos Martini Filho	38.820	32	Fortes - Carlos Martini Filho	55.691	9	10	Díaz-Varela - Cerqueda	2:10.509	2:10.875	11	
10	15	Navarrete - Navarrete Jr	36.033	11	Pisani - Merendino	38.883	37	John De Wilde	55.698	10	15	Navarrete - Navarrete Jr	2:10.589	2:10.679	7	
11	32	Fortes - Carlos Martini Filho	36.093	22	Niki Leutwiler	38.886	15	Navarrete - Navarrete Jr	55.739	11	32	Fortes - Carlos Martini Filho	2:10.604	2:11.112	14	
12	37	John De Wilde	36.100	34	Mezard - Hiesse	38.926	34	Mezard - Hiesse	55.763	12	7	De Fulgencio - Vivacqua	2:10.719	2:10.858	10	
13	13	Font - Vinyes	36.110	37	John De Wilde	38.929	18	Pujeu - Salom	55.871	13	37	John De Wilde	2:10.727	2:11.024	12	
14	34	Mezard - Hiesse	36.119	13	Font - Vinyes	38.946	7	De Fulgencio - Vivacqua	56.061	14	34	Mezard - Hiesse	2:10.808	2:11.025	13	
15	3	Vandierendonck -	36.299	10	Díaz-Varela - Cerqueda	38.969	3	Vandierendonck -	56.102	15	3	Vandierendonck -	2:11.396	2:11.848	15	
16	11	Pisani - Merendino	36.459	3	Vandierendonck -	38.995	11	Pisani - Merendino	56.423	16	11	Pisani - Merendino	2:11.765	2:11.968	16	
17	71	Martinet - Tremblay	37.042	71	Martinet - Tremblay	40.499	71	Martinet - Tremblay	57.144	17	71	Martinet - Tremblay	2:14.685	2:15.727	17	





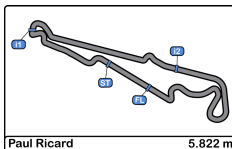
Paul Ricard
 GT Cup Open Europe
 Race - 1
 Leader Sequence



Paul Ricard 5.822 m.

Nº	Entrant/Team	Nat	Driver 1	Nat	Status	Driver 2	Nat	Status	Vehicle	Cat	Start Lap	End Lap	Laps	Total Laps
6	Vincenzo Sospiri Racing	ITA	<u>Hans-Peter Koller</u>	CHE		Edoardo Liberati	ITA		Lamborghini Huracan Supe	PROAM	1	4	4	4
27	Vincenzo Sospiri Racing	ITA	<u>JP Mauro</u>	BRA		Rodolfo Toni	BRA		Lamborghini Huracan Supe	AM	5	12	8	8
6	Vincenzo Sospiri Racing	ITA	<u>Hans-Peter Koller</u>	CHE		Edoardo Liberati	ITA		Lamborghini Huracan Supe	PROAM	13	25	13	17



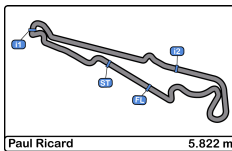


Paul Ricard
GT Cup Open Europe
Race - 1
Best 5 Lap Times



Cl	N°	Entrant/Team	Nat	Driver 1	Nat	Status	Driver 2	Nat	Status	Vehicle	Cat	Cl	Best 1		Best 2		Best 3		Best 4		Best 5		
													Time	Lap	Time	Lap	Time	Lap	Time	Lap	Time	Lap	
1	2	Sports and You	ITA	Marcio Basso	BRA		Guilherme Salas	BRA		Mercedes AMG R	PROAM	1	2:07.784	25	2:08.110	21	2:08.341	24	2:08.375	16	2:08.558	22	
2	27	Vincenzo Sospiri Racing	ITA	JP Mauro	BRA		Rodolfo Toni	BRA		Lamborghini Huracan Super	AM	1	2:09.265	25	2:09.343	24	2:09.485	6	2:09.504	7	2:09.740	19	
3	12	Antonelli MotorSport	ITA	Glauco Solieri	ITA					Lamborghini Huracan Super	AM	2	2:09.372	10	2:10.076	9	2:10.096	3	2:10.166	13	2:10.184	20	
4	6	Vincenzo Sospiri Racing	ITA	Hans-Peter Koller	CHE		Edoardo Liberati	ITA		Lamborghini Huracan Super	PROAM	2	2:09.432	24	2:10.106	25	2:10.195	13	2:10.207	20	2:10.245	17	
5	81	Tsunami RT	ITA	Lino Curti	ITA		Carlo Curti	ITA		Porsche 991 Cup gen II MY	PROAM	3	2:10.056	10	2:10.739	9	2:11.282	24	2:11.401	5	2:11.444	11	
6	22	Niki Leutwiler / PZ OBERER	CHE	Niki Leutwiler	CHE					Porsche 911 Cup MY 201	AM	3	2:10.416	5	2:10.594	8	2:10.610	4	2:10.674	11	2:10.761	21	
7	15	Duell Race	ITA	Fernando Navarrete	ESP		Fernando Navarrete Jr	ESP		Porsche 991 Cup MY 201	PROAM	4	2:10.679	5	2:11.057	9	2:11.166	6	2:11.203	13	2:11.249	4	
8	13	Baporo Motorsport	ESP	Juame Font	ESP		Joan Vinyes	AND		Porsche 991 Cup MY 201	AM	4	2:10.757	7	2:11.096	5	2:11.121	8	2:11.220	13	2:11.437	6	
9	18	Teo Martin Motorsport	ESP	Guillem Pujeu	ESP		Faust Salom	ESP		McLaren 570S	SILVER	1	2:10.799	2	2:10.823	24	2:10.841	21	2:10.968	23	2:10.986	25	
10	7	Teo Martin Motorsport	ESP	Marc De Fulgencio	ESP		Thiago Vivacqua	BRA		McLaren 570S	SILVER	2	2:10.858	8	2:11.227	3	2:11.263	4	2:11.304	6	2:11.354	24	
11	10	Baporo Motorsport	ESP	Daniel Díaz-Varela	ESP		Manel Cerqueda	AND		Audi R8 LMS	AM	5	2:10.875	10	2:11.043	9	2:11.101	25	2:11.385	12	2:11.575	24	
12	37	EMG Motorsport	BEL	John De Wilde	BEL					Porsche 991 Cup MY 201	AM	6	2:11.024	10	2:11.179	22	2:11.325	25	2:11.392	20	2:11.459	9	
13	34	Martinet By Almeras	FRA	Cédric Mezard	FRA		Steeve Hiesse	FRA		Porsche 991 Cup gen II MY	PROAM	5	2:11.025	9	2:11.113	13	2:11.258	10	2:11.480	8	2:11.557	12	
14	32	Three Sixty Racing Team	ESP	Fernando Fortes	BRA		Julio Martini	BRA		Mercedes AMG R	AM	7	2:11.112	19	2:11.392	17	2:11.410	12	2:11.630	14	2:11.638	21	
15	3	EMG Motorsport	BEL	Nicolas Vandierendonck	BEL		Filip Teunkens	BEL		Porsche 991 Cup MY 201	AM	8	2:11.848	22	2:11.896	21	2:12.100	17	2:12.270	18	2:12.294	6	
16	11	Duell Race	ITA	Eugenio Pisani	ITA		Michele Merendino	ITA		Porsche 991 Cup MY 201	SILVER	3	2:11.968	3	2:11.998	2	2:20.555	4	2:20.586	1			
17	71	Martinet By Almeras	FRA	Pierre Martinet	FRA		Gérard Tremblay	FRA		Porsche 991 Cup MY2017	AM	9	2:15.727	3	2:16.073	4	2:16.307	5	2:17.044	8	2:17.136	2	





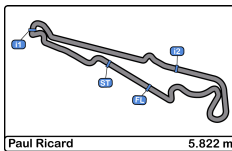
Paul Ricard
GT Cup Open Europe
Race - 1
Best 5 Top Speeds



Paul Ricard 5.822 m.

Cl	Nº	Entrant/Team	Nat	Driver 1	Nat	Status	Driver 2	Nat	Status	Vehicle	Cat	Cl	Top 1		Top 2		Top 3		Top 4		Top 5		Avg
													Km/h	Lap	Km/h	Lap	Km/h	Lap	Km/h	Lap	Km/h	Lap	
1	18	Teo Martin Motorsport	ESP	Guillem Pujeu	ESP		Faust Salom	ESP		McLaren 570S	SILVER	1	246.5	24	245.4	2	245.4	20	244.8	19	244.8	22	245.4
2	7	Teo Martin Motorsport	ESP	Marc De Fulgencio	ESP		Thiago Vivacqua	BRA		McLaren 570S	SILVER	2	246.0	21	244.3	20	244.3	22	244.3	23	243.7	24	244.5
3	6	Vincenzo Sospiri Racing	ITA	Hans-Peter Koller	CHE		Edoardo Liberati	ITA		Lamborghini Huracan Super	PROAM	1	244.3	5	240.5	12	240.0	20	239.4	22	238.9	6	240.6
4	12	Antonelli MotorSport	ITA	Glauco Solieri	ITA					Lamborghini Huracan Super	AM	1	242.6	4	241.0	6	240.5	2	240.5	10	240.5	22	241.0
5	2	Sports and You	PRT	Marcio Basso	BRA		Guilherme Salas	BRA		Mercedes AMG R	PROAM	2	242.1	15	242.1	20	241.6	3	241.6	6	241.0	18	241.7
6	27	Vincenzo Sospiri Racing	ITA	JP Mauro	BRA		Rodolfo Toni	BRA		Lamborghini Huracan Super	AM	2	241.0	20	240.0	3	240.0	21	238.9	5	238.9	8	239.7
7	10	Baporo Motorsport	ESP	Daniel Díaz-Varela	ESP		Manel Cerqueda	AND		Audi R8 LMS	AM	3	240.0	3	237.3	8	236.8	11	236.3	7	236.3	13	237.3
8	13	Baporo Motorsport	ESP	Juame Font	ESP		Joan Vinyes	AND		Porsche 991 Cup MY 201	AM	4	238.9	3	235.8	11	235.2	21	234.7	6	234.7	12	235.9
9	37	EMG Motorsport	BEL	John De Wilde	BEL					Porsche 991 Cup MY 201	AM	5	237.3	3	237.3	5	237.3	7	236.3	8	235.8	4	236.8
10	32	Three Sixty Racing Team	ESP	Fernando Fortes	BRA		Julio Martini	BRA		Mercedes AMG R	AM	6	236.8	6	236.8	8	235.8	2	235.2	3	234.7	5	235.9
11	34	Martinet By Almeras	FRA	Cédric Mezard	FRA		Steeve Hiesse	FRA		Porsche 991 Cup gen II MY	PROAM	3	236.8	5	236.3	6	235.8	3	235.2	4	235.2	7	235.9
12	81	Tsunami RT	ITA	Lino Curti	ITA		Carlo Curti	ITA		Porsche 991 Cup gen II MY	PROAM	4	236.8	3	236.8	6	236.3	4	235.2	5	235.2	12	236.1
13	3	EMG Motorsport	BEL	Nicolas Vandierendonck	BEL		Filip Teunkens	BEL		Porsche 991 Cup MY 201	AM	7	236.3	6	235.2	3	235.2	5	234.7	22	234.2	7	235.1
14	11	Duell Race	ITA	Eugenio Pisani	ITA		Michele Merendino	ITA		Porsche 991 Cup MY 201	SILVER	3	234.7	3	233.7	2	230.2	4	209.3	1			227.0
15	71	Martinet By Almeras	FRA	Pierre Martinet	FRA		Gérard Tremblay	FRA		Porsche 991 Cup MY2017	AM	8	234.2	3	234.2	6	233.2	9	232.7	2	232.7	5	233.4
16	22	Niki Leutwiler / PZ OBERER	CHE	Niki Leutwiler	CHE					Porsche 911 Cup MY 201	AM	9	233.7	22	233.7	23	233.2	6	232.7	7	232.7	11	233.2
17	15	Duell Race	ITA	Fernando Navarrete	ESP		Fernando Navarrete Jr	ESP		Porsche 991 Cup MY 201	PROAM	5	233.2	6	233.2	7	233.2	9	233.2	11	232.7	3	233.1



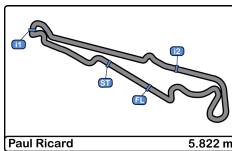


Paul Ricard
GT Cup Open Europe
Race - 1
Fastest Laps Sequence



Lap	Time of Day	Session Time	Nº	Entrant/Team	Nat	Driver 1	Nat	Status	Driver 2	Nat	Status	Vehicle	Cat	Time	Km/h
2	13:03:26.082	4:26.082	6	Vincenzo Sospiri Racing	ITA	<u>Hans-Peter Koller</u>	CHE		Edoardo Liberati	ITA		Lamborghini Huracan	PROAM	2:10.899	160.1
2	13:03:30.925	4:30.925	18	Teo Martin Motorsport	ESP	<u>Guillem Pujeu</u>	ESP		Faust Salom	ESP		McLaren 570S	SILVER	2:10.799	160.2
3	13:05:36.863	6:36.863	6	Vincenzo Sospiri Racing	ITA	<u>Hans-Peter Koller</u>	CHE		Edoardo Liberati	ITA		Lamborghini Huracan	PROAM	2:10.781	160.2
3	13:05:38.287	6:38.287	27	Vincenzo Sospiri Racing	ITA	<u>JP Mauro</u>	BRA		Rodolfo Toni	BRA		Lamborghini Huracan	AM	2:10.448	160.6
3	13:05:50.801	6:50.801	12	Antonelli MotorSport	ITA	Glauco Solieri	ITA					Lamborghini Huracan	AM	2:10.096	161.1
4	13:07:48.322	8:48.322	27	Vincenzo Sospiri Racing	ITA	<u>JP Mauro</u>	BRA		Rodolfo Toni	BRA		Lamborghini Huracan	AM	2:10.035	161.1
6	13:12:08.183	13:08.183	27	Vincenzo Sospiri Racing	ITA	<u>JP Mauro</u>	BRA		Rodolfo Toni	BRA		Lamborghini Huracan	AM	2:09.485	161.8
10	13:21:05.700	22:05.700	12	Antonelli MotorSport	ITA	Glauco Solieri	ITA					Lamborghini Huracan	AM	2:09.372	162.0
12	13:27:06.801	28:06.801	2	Sports and You	PRT	Marcio Basso	BRA		<u>Guilherme Salas</u>	BRA		Mercedes AMG R	PROAM	2:08.849	162.6
16	13:35:42.636	36:42.636	2	Sports and You	PRT	Marcio Basso	BRA		<u>Guilherme Salas</u>	BRA		Mercedes AMG R	PROAM	2:08.375	163.2
21	13:46:29.215	47:29.215	2	Sports and You	PRT	Marcio Basso	BRA		<u>Guilherme Salas</u>	BRA		Mercedes AMG R	PROAM	2:08.110	163.6
25	13:55:03.601	56:03.601	2	Sports and You	PRT	Marcio Basso	BRA		<u>Guilherme Salas</u>	BRA		Mercedes AMG R	PROAM	2:07.784	164.0





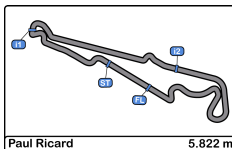
Paul Ricard
GT Cup Open Europe
Race - 1



Event Best Maximum Speed

Nº	Entrant/Team	Nat	Driver 1	Nat	Status	Driver 2	Nat	Status	Vehicle	Cat	Km/h	Session
12	Antonelli MotorSport	ITA	Glauco Solieri	ITA	-			-	Lamborghini Huracan	AM	00.0	Race - 1
18	Teo Martin Motorsport	ESP	Guillem Pujeu	ESP		Faust Salom	ESP		McLaren 570S	SILVER	246.5	Race - 1
7	Teo Martin Motorsport	ESP	Marc De Fulgencio	ESP		Thiago Vivacqua	BRA		McLaren 570S	SILVER	246.0	Race - 1
6	Vincenzo Sospiri Racing	ITA	Hans-Peter Koller	CHE		Edoardo Liberati	ITA		Lamborghini Huracan	PROAM	245.4	Free Practice - 2
2	Sports and You	PRT	Marcio Basso	BRA		Guilherme Salas	BRA		Mercedes AMG R	PROAM	242.1	Free Practice - 2
27	Vincenzo Sospiri Racing	ITA	JP Mauro	BRA		Rodolfo Toni	BRA		Lamborghini Huracan	AM	241.6	Qualifying - 1 Driver - 1
10	Baporo Motorsport	ESP	Daniel Díaz-Varela	ESP		Manel Cerqueda	AND		Audi R8 LMS	AM	240.0	Race - 1
13	Baporo Motorsport	ESP	Juame Font	ESP		Joan Vinyes	AND		Porsche 991 Cup MY 2018	AM	238.9	Race - 1
32	Three Sixty Racing Team	ESP	Fernando Fortes	BRA		Julio Martini	BRA		Mercedes AMG R	AM	237.8	Free Practice - 1
37	EMG Motorsport	BEL	John De Wilde	BEL					Porsche 991 Cup MY 2018	AM	237.3	Race - 1
81	Tsunami RT	ITA	Lino Curti	ITA		Carlo Curti	ITA		Porsche 991 Cup gen II	PROAM	236.8	Race - 1
34	Martinet By Almeras	FRA	Cédric Mezard	FRA		Steeve Hiesse	FRA		Porsche 991 Cup gen II	PROAM	236.8	Race - 1
3	EMG Motorsport	BEL	Nicolas Vandierendonck	BEL		Filip Teunkens	BEL		Porsche 991 Cup MY 2018	AM	236.3	Race - 1
71	Martinet By Almeras	FRA	Pierre Martinet	FRA		Gérard Tremblay	FRA		Porsche 991 Cup MY2017	AM	235.2	Free Practice - 2
22	Niki Leutwiler / PZ OBERER	CHE	Niki Leutwiler	CHE					Porsche 911 Cup MY 2018	AM	234.7	Free Practice - 2
11	Duell Race	ITA	Eugenio Pisani	ITA		Michele Merendino	ITA		Porsche 991 Cup MY 2018	SILVER	234.7	Race - 1
15	Duell Race	ITA	Fernando Navarrete	ESP		Fernando Navarrete Jr	ESP		Porsche 991 Cup MY 2018	PROAM	233.2	Race - 1





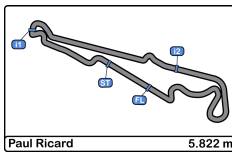
Paul Ricard
 GT Cup Open Europe
 Race - 1
 Lap Chart



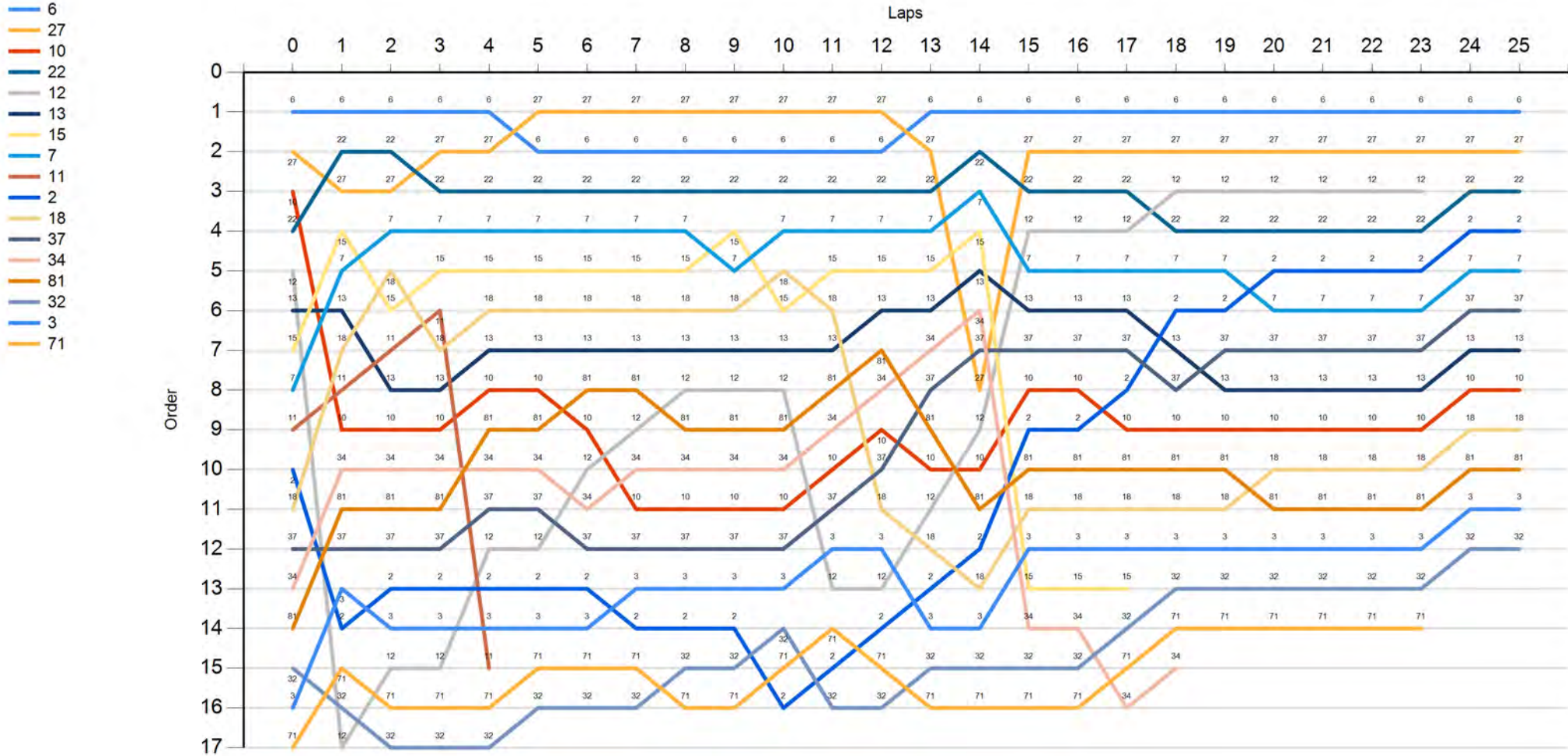
LAP

Nr	Po	Grid	1	2	3	4	5	6	7	8	9	10	11	12	13	14	15	16	17	18	19	20	21	22	23	24	25
6	1	6	6	6	6	6	27	27	27	27	27	27	27	27	6	6	6	6	6	6	6	6	6	6	6	6	6
27	2	27	22	22	27	27	6	6	6	6	6	6	6	6	27	22	27	27	27	27	27	27	27	27	27	27	27
10	3	10	27	27	22	22	22	22	22	22	22	22	22	22	22	7	22	22	22	12	12	12	12	12	12	22	22
22	4	22	15	7	7	7	7	7	7	7	15	7	7	7	7	15	12	12	12	22	22	22	22	22	22	2	2
12	5	12	7	18	15	15	15	15	15	15	7	18	15	15	15	13	7	7	7	7	7	2	2	2	2	7	7
13	6	13	13	15	11	18	18	18	18	18	18	15	18	13	13	34	13	13	13	2	2	7	7	7	7	37	37
15	7	15	18	11	18	13	13	13	13	13	13	13	13	81	34	37	37	37	37	13	37	37	37	37	37	13	13
7	8	7	11	13	13	10	10	81	81	12	12	12	81	34	37	27	10	10	2	37	13	13	13	13	13	10	10
11	9	11	10	10	10	81	81	10	12	81	81	81	34	10	81	12	2	2	10	10	10	10	10	10	10	18	18
2	10	2	34	34	34	34	34	12	34	34	34	34	10	37	10	10	81	81	81	81	81	18	18	18	18	81	81
18	11	18	81	81	81	37	37	34	10	10	10	10	37	18	12	81	18	18	18	18	18	81	81	81	81	3	3
37	12	37	37	37	37	12	12	37	37	37	37	37	3	3	18	2	3	3	3	3	3	3	3	3	3	32	32
34	13	34	3	2	2	2	2	2	3	3	3	3	12	12	2	18	15	15	15	32	32	32	32	32	32		
81	14	81	2	3	3	3	3	3	2	2	2	32	71	2	3	3	34	34	32	71	71	71	71	71			
32	15	32	71	12	12	11	71	71	71	32	32	71	2	71	32	32	32	32	71	34							
3	16	3	32	71	71	71	32	32	32	71	71	2	32	32	71	71	71	71	34								
71	17	71	12	32	32	32																					





Paul Ricard
 GT Cup Open Europe
 Race - 1
 Graphic Lap Chart





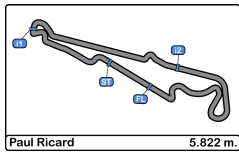
Paul Ricard
GT Cup Open Europe
Race - 1
Pit Stop Analysis



Paul Ricard 5.822 m

Nr.	In Day Time	Entrant/Team	Nat	Driver 1	Nat	Status	Driver 2	Nat	Status	Vehicle	Cat	In Time	Stop N°	Pit Time	Handicap	Penalty
2	13:21:31.156	Sports and You		Marcio Basso		BRA	Guilherme Salas		BRA	Mercedes AMG R	PROAM	22:31.053	1	1:19.580	1:10	
12	13:23:16.380	Antonelli MotorSport		Glauco Solieri		ITA				Lamborghini Huracan Super	AM	24:16.277	1	1:04.804	1:10	-5.196
18	13:25:27.795	Teo Martin Motorsport		Guillem Pujeu		ESP	Faust Salom		ESP	McLaren 570S	SILVER	26:27.692	1	1:34.378	1:10	
3	13:25:42.874	EMG Motorsport		Nicolas Vandierendonck		BEL	Filip Teunkens		BEL	Porsche 991 Cup MY 2018	AM	26:42.771	1	1:22.224	1:10	
71	13:27:10.408	Martinet By Almeras		Pierre Martinet		FRA	Gérard Tremblay		FRA	Porsche 991 Cup MY2017	AM	28:10.305	1	1:29.916	1:10	
27	13:27:17.020	Vincenzo Sospiri Racing		JP Mauro		BRA	Rodolfo Toni		BRA	Lamborghini Huracan Super	AM	28:16.917	1	1:13.347	1:10	
81	13:27:41.124	Tsunami RT		Lino Curti		ITA	Carlo Curti		ITA	Porsche 991 Cup gen II MY	PROAM	28:41.021	1	1:24.477	1:10	
10	13:27:42.199	Baporo Motorsport		Daniel Díaz-Varela		ESP	Manel Cerqueda		AND	Audi R8 LMS	AM	28:42.096	1	1:19.231	1:10	
6	13:29:32.941	Vincenzo Sospiri Racing		Hans-Peter Koller		CHE	Edoardo Liberati		ITA	Lamborghini Huracan Super	PROAM	30:32.838	1	1:10.631	1:10	
22	13:29:37.596	Niki Leutwiler / PZ OBERER		Niki Leutwiler		CHE				Porsche 911 Cup MY 2018	AM	30:37.493	1	1:14.473	1:10	
7	13:29:47.096	Teo Martin Motorsport		Marc De Fulgencio		ESP	Thiago Vivacqua		BRA	McLaren 570S	SILVER	30:46.993	1	1:19.180	1:10	
15	13:29:50.867	Duell Race		Fernando Navarrete		ESP	Fernando Navarrete Jr		ESP	Porsche 991 Cup MY 2018	PROAM	30:50.764	1	1:34.595	1:10	
13	13:29:51.896	Baporo Motorsport		Juame Font		ESP	Joan Vinyes		AND	Porsche 991 Cup MY 2018	AM	30:51.793	1	1:20.077	1:10	
34	13:29:54.710	Martinet By Almeras		Cédric Mezard		FRA	Steeve Hiesse		FRA	Porsche 991 Cup gen II MY	PROAM	30:54.607	1	1:40.032	1:10	
37	13:29:56.388	EMG Motorsport		John De Wilde		BEL				Porsche 991 Cup MY 2018	AM	30:56.285	1	1:17.940	1:10	
34	13:36:17.772	Martinet By Almeras		Cédric Mezard		FRA	Steeve Hiesse		FRA	Porsche 991 Cup gen II MY	PROAM	37:17.669	2	9:38.583	1:10	

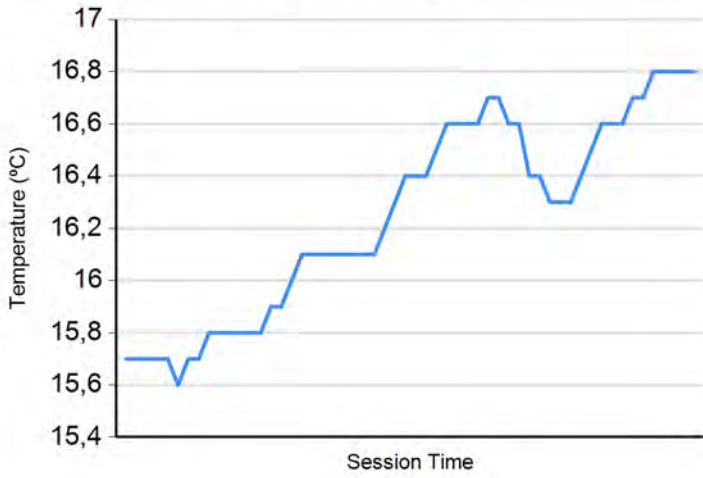




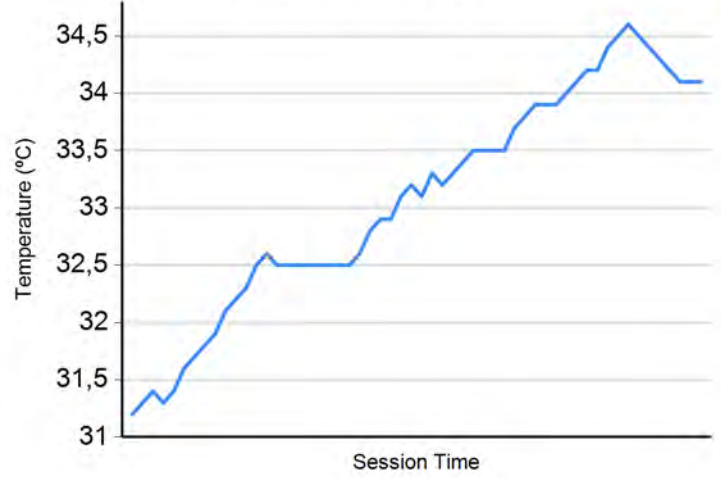
Paul Ricard
GT Cup Open Europe
Race - 1
Weather Report



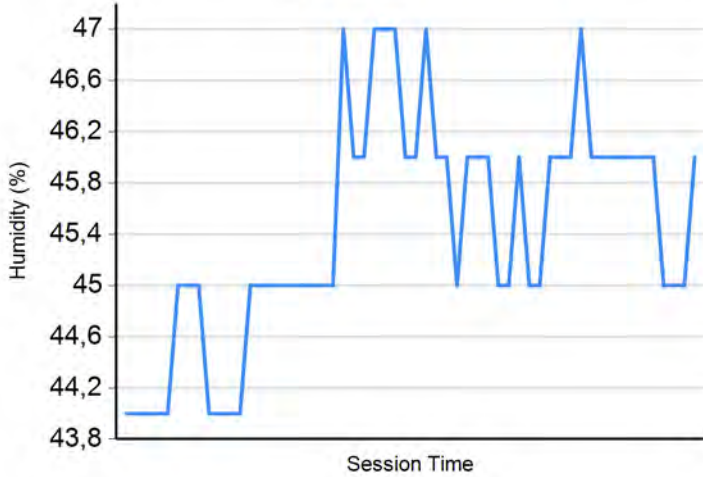
Air Temperature



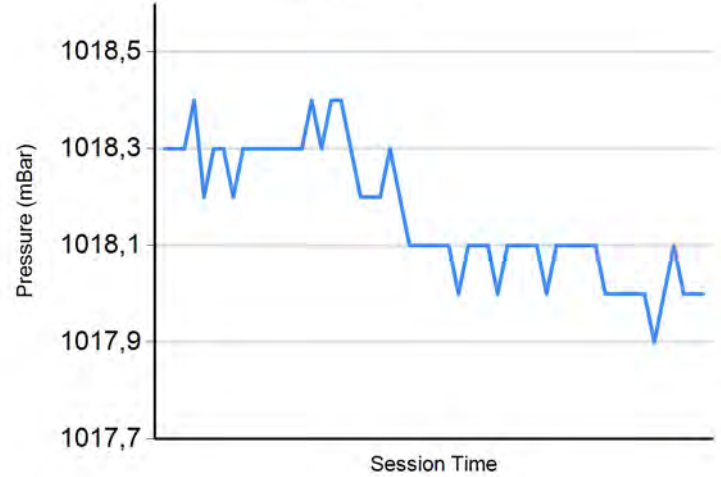
Track Temperature



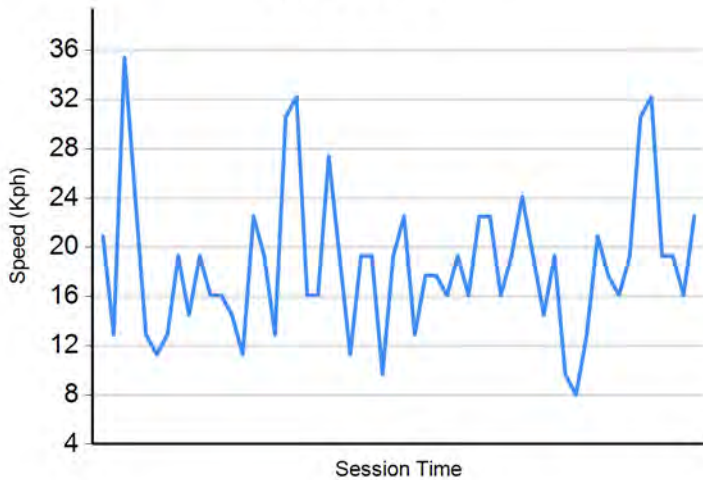
Humidity



Pressure

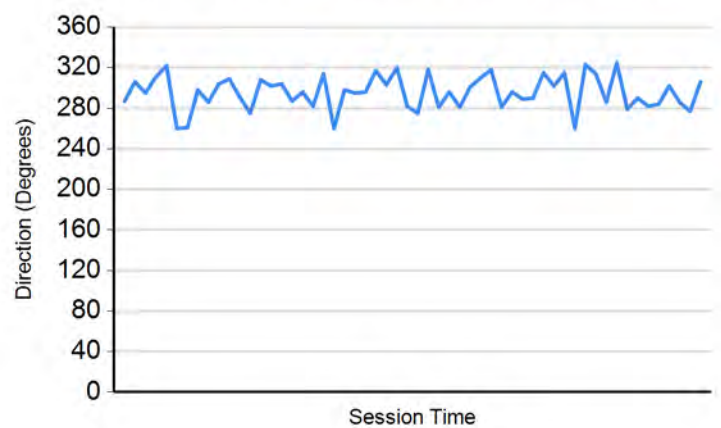


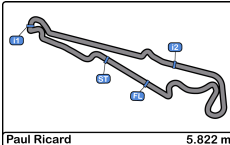
Wind Speed



Wind direction

North = 0°/360° Est = 90° South = 180° West = 270°





Paul Ricard
GT Cup Open Europe
Race - 1
Final Results



Cls	Nº	Entrant/Team	Nat	Driver 1	Nat	Status	Driver 2	Nat	Status	Vehicle	Cat	Cl	Laps	Total Time	Gap	Interval	Km/h	Best	Time	Km/h
1	6	Vincenzo Sospiri Racing	ITA	Hans-Peter Koller	CHE		Edoardo Liberati	ITA		Lamborghini Huracan Super	PROAM	1	25	55:37.152			157.0	24	2:09.432	161.9
2	27	Vincenzo Sospiri Racing	ITA	JP Mauro	BRA		Rodolfo Toni	BRA		Lamborghini Huracan Super	AM	1	25	55:37.820	0.668	0.668	156.9	25	2:09.265	162.1
3	22	Niki Leutwiler / PZ OBERER	CHE	Niki Leutwiler	CHE					Porsche 911 Cup MY 2018	AM	2	25	55:58.192	21.040	20.372	156.0	5	2:10.416	160.7
4	2	Sports and You	PRT	Marcio Basso	BRA		Guilherme Salas	BRA		Mercedes AMG R	PROAM	2	25	56:03.498	26.346	5.306	155.7	25	2:07.784	164.0
5	7	Teo Martin Motorsport	ESP	Marc De Fulgencio	ESP		Thiago Vivacqua	BRA		McLaren 570S	SILVER	1	25	56:19.746	42.594	16.248	155.0	8	2:10.858	160.1
6	37	EMG Motorsport	BEL	John De Wilde	BEL					Porsche 991 Cup MY 2018	AM	3	25	56:26.137	48.985	6.391	154.7	10	2:11.024	159.9
7	13	Baporo Motorsport	ESP	Juame Font	ESP		Joan Vinyes	AND		Porsche 991 Cup MY 2018	AM	4	25	56:27.176	50.024	1.039	154.6	7	2:10.757	160.2
8	10	Baporo Motorsport	ESP	Daniel Díaz-Varela	ESP		Manel Cerqueda	AND		Audi R8 LMS	AM	5	25	56:27.789	50.637	0.613	154.6	10	2:10.875	160.1
9	18	Teo Martin Motorsport	ESP	Guillem Pujeu	ESP		Faust Salom	ESP		McLaren 570S	SILVER	2	25	56:30.557	53.405	2.768	154.5	2	2:10.799	160.2
10	81	Tsunami RT	ITA	Lino Curti	ITA		Carlo Curti	ITA		Porsche 991 Cup gen II MY	PROAM	3	25	56:35.781	58.629	5.224	154.3	10	2:10.056	161.1
11	3	EMG Motorsport	BEL	Nicolas Vandierendonck	BEL		Filip Teunkens	BEL		Porsche 991 Cup MY 2018	AM	6	25	56:56.990	1:19.838	21.209	153.3	22	2:11.848	158.9
12	32	Three Sixty Racing Team	ESP	Fernando Fortes	BRA		Julio Martini	BRA		Mercedes AMG R	AM	7	25	57:18.307	1:41.155	21.317	152.3	19	2:11.112	159.8
13	12	Antonelli MotorSport	ITA	Glauco Solieri	ITA					Lamborghini Huracan Super	AM	8	23	51:42.239	2 Laps	2 Laps	155.3	10	2:09.372	162.0
14	71	Martinet By Almeras	FRA	Pierre Martinet	FRA		Gérard Tremblay	FRA		Porsche 991 Cup MY2017	AM	9	23	56:54.791	2 Laps	5:12.552	141.1	3	2:15.727	154.4
Not classified: (Requirements: 75% of number laps of leader = 19 Laps)																				
	34	Martinet By Almeras	FRA	Cédric Mezard	FRA		Steeve Hiesse	FRA		Porsche 991 Cup gen II MY	PROAM	4	18	51:47.289	7 Laps	5 Laps	121.4	9	2:11.025	159.9
	15	Duell Race	ITA	Fernando Navarrete	ESP		Fernando Navarrete Jr	ESP		Porsche 991 Cup MY 2018	PROAM	5	17	39:33.614	8 Laps	1 Lap	150.1	5	2:10.679	160.3
	11	Duell Race	ITA	Eugenio Pisani	ITA		Michele Merendino	ITA		Porsche 991 Cup MY 2018	SILVER	3	4	9:05.107	21 Laps	13 Laps	153.7	3	2:11.968	158.8

Fastest lap Basso - Salas in 2:07.784 at 164.0 Km/h in lap 25

CAR 3 5 SEC TIME PENALTY TO BE ADDED AFTER THE RACE CAUSING A COLLISION
CAR 12 11 SEC TIME PENALTY TO BE ADDED AFTER THE RACE LESS TIME HANDICAP

Published at:.....

Track Temp: **34.1 °C** Air Temp: **16.8 °C** Humidity: **46 %** Track Status: **DRY**

Stewards:	Race Director:	Timekeeper:
------------------	-----------------------	--------------------




Championship Classification

Cls.	Name	Nac.	Net Pts.	Pts.	Paul Ricard		SPA-Francorchamps		Hungaroring		Silverstone		Barcelona		Monza	
					R1	R2	R1	R2	R1	R2	R1	R2	R1	R2	R1	R2
1	Hans-Peter Koller	CHE	15	15	15											
2	JP Mauro	BRA	12	12	12											
	Rodolfo Toni	BRA	12	12	12											
3	Niki Leutwiler	CHE	10	10	10											
4	Marcio Basso	BRA	8	8	8											
	Guilherme Salas	BRA	8	8	8											
5	Marc De Fulgencio	ESP	6	6	6											
	Thiago Vivacqua	BRA	6	6	6											
6	John De Wilde	BEL	5	5	5											
7	Jaume Font	ESP	4	4	4											
	Joan Vinyes	AND	4	4	4											
8	Daniel Diaz-Varela	ESP	3	3	3											
	Manel Cerqueda	AND	3	3	3											
9	Faust Salom	ESP	2	2	2											
	Guillem Pujeu	ESP	2	2	2											
10	Carlo Curti	ITA	1	1	1											
	Lino Curti	ITA	1	1	1											
11	Nicolas Vandierendonck	BEL	0	0												
	Filip Teunkens	BEL	0	0												
12	Edoardo Liberati	ITA	0	0												
13	Eugenio Pisani	ITA	0	0												
	Michele Merendino	ITA	0	0												
14	Glauco Solieri	ITA	0	0												
15	Fernando Navarrete	ESP	0	0												
	Fernando Navarrete Jr	ESP	0	0												
16	Fernando Fortes	BRA	0	0												
	Julio Martini	BRA	0	0												
17	Steeve Hiesse	FRA	0	0												
	Cédric Mezard	FRA	0	0												
18	Gérard Tremblay	FRA	0	0												
	Pierre Martinet	FRA	0	0												




Championship SILVER Classification

Cls.	Name	Nac.	Net Pts.	Pts.	Paul Ricard		SPA-Francorchamps		Hungaroring		Silverstone		Barcelona		Monza	
					R1	R2	R1	R2	R1	R2	R1	R2	R1	R2	R1	R2
1	Marc De Fulgencio	ESP	5	5	5											
	Thiago Vivacqua	BRA	5	5	5											
2	Faust Salom	ESP	4	4	4											
	Guillem Pujeu	ESP	4	4	4											
3	Michele Merendino	ITA	0	0												
	Eugenio Pisani	ITA	0	0												




Championship PROAM Classification

Cls.	Name	Nac.	Net Pts.	Pts.	Paul Ricard		SPA-Francorchamps		Hungaroring		Silverstone		Barcelona		Monza	
					R1	R2	R1	R2	R1	R2	R1	R2	R1	R2	R1	R2
1	Hans-Peter Koller	CHE	5	5	5											
2	Marcio Basso	BRA	4	4	4											
	Guilherme Salas	BRA	4	4	4											
3	Lino Curti	ITA	3	3	3											
	Carlo Curti	ITA	3	3	3											
4	Edoardo Liberati	ITA	0	0												
5	Fernando Navarrete	ESP	0	0												
	Fernando Navarrete Jr	ESP	0	0												
6	Cédric Mezard	FRA	0	0												
	Steeve Hiesse	FRA	0	0												



Championship AM Classification

Cls.	Name	Nac.	Net Pts.	Pts.	Paul Ricard		SPA-Francorchamps		Hungaroring		Silverstone		Barcelona		Monza	
					R1	R2	R1	R2	R1	R2	R1	R2	R1	R2	R1	R2
1	JP Mauro	BRA	10	10	10											
	Rodolfo Toni	BRA	10	10	10											
2	Niki Leutwiler	CHE	8	8	8											
3	John De Wilde	BEL	6	6	6											
4	Jaume Font	ESP	4	4	4											
	Joan Vinyes	AND	4	4	4											
5	Daniel Díaz-Varela	ESP	3	3	3											
	Manel Cerqueda	AND	3	3	3											
6	Nicolas Vandierendonck	BEL	2	2	2											
	Filip Teunkens	BEL	2	2	2											
7	Glauco Solieri	ITA	0	0												
8	Fernando Fortes	BRA	0	0												
	Julio Martini	BRA	0	0												
9	Pierre Martinet	FRA	0	0												
	Gérard Tremblay	FRA	0	0												




Championship Teams' Classification

Cls.	Team	Nac.	Net Pts.	Pts.	Paul Ricard		SPA-Francorchamps		Hungaroring		Silverstone		Barcelona		Monza	
					R1	R2	R1	R2	R1	R2	R1	R2	R1	R2	R1	R2
1	Vincenzo Sospiri Racing	ITA	18	18	18											
2	Niki Leutwiler / PZ OBERER ZURICKSEE by TFT	CHE	6	6	6											
3	Sports and You	PRT	4	4	4											
4	Teo Martin Motorsport	ESP	3	3	3											
5	EMG Motorsport	BEL	2	2	2											
6	Antonelli MotorSport	ITA	0	0												
	Baporo Motorsport	ESP	0	0												
	Duell Race	ITA	0	0												
	Three Sixty Racing Team	ESP	0	0												
	Tsunami RT	ITA	0	0												
7	Martinet By Almeras	FRA	0	0												

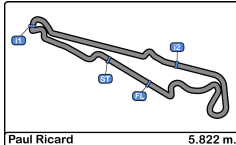
Drivers Statistics

Cls.	Nº	Name	Net Points	Points	First Positions	Seconds Positions	Thirds Positions	Race Fastest Laps	Pole Positions	Laps in first place	Km. covered in Race	Km. covered in Practice
1	6	Hans-Peter Koller	15	15	1				2	17	145.550	174.660
2	27	JP Mauro	12	12		1				8	145.550	174.660
	27	Rodolfo Toni	12	12		1				8	145.550	174.660
3	22	Niki Leutwiler	10	10			1				145.550	256.168
4	2	Marcio Basso	8	8				1			145.550	203.770
	2	Guilherme Salas	8	8				1			145.550	203.770
5	7	Marc De Fulgencio	6	6							145.550	238.702
	7	Thiago Vivacqua	6	6							145.550	238.702
6	37	John De Wilde	5	5							145.550	261.990
7	13	Jaume Font	4	4							145.550	296.922
	13	Joan Vinyes	4	4							145.550	296.922
8	10	Daniel Díaz-Varela	3	3							145.550	296.922
	10	Manel Cerqueda	3	3							145.550	296.922
9	18	Faust Salom	2	2							145.550	273.634
	18	Guillem Pujeu	2	2							145.550	273.634
10	81	Carlo Curti	1	1							145.550	291.100
	81	Lino Curti	1	1							145.550	291.100
11	3	Nicolas Vandierendonck	0	0							145.550	285.278
	3	Filip Teunkens	0	0							145.550	285.278
12	6	Edoardo Liberati	0	0					2			174.660
13	11	Eugenio Pisani	0	0							23.288	291.100
	11	Michele Merendino	0	0							23.288	291.100
14	12	Glauco Solieri	0	0							133.906	221.236
15	15	Fernando Navarrete	0	0							98.974	250.346
	15	Fernando Navarrete Jr	0	0							98.974	250.346
16	32	Fernando Fortes	0	0							145.550	180.482
	32	Julio Martini	0	0							145.550	180.482
17	34	Steeve Hiesse	0	0							104.796	314.388
	34	Cédric Mezard	0	0							104.796	314.388
18	71	Gérard Tremblay	0	0							133.906	314.388
	71	Pierre Martinet	0	0							133.906	314.388



Drivers Performance

Cls.	Name	Nac.	Net Pts.	Pts.	Paul Ricard		SPA-Francorchamps		Hungaroring		Silverstone		Barcelona		Monza	
					R1	R2	R1	R2	R1	R2	R1	R2	R1	R2	R1	R2
1	Hans-Peter Koller	CHE	15	15	1 - 1	1 -										
2	JP Mauro	BRA	12	12	3 - 2	4 -										
	Rodolfo Toni	BRA	12	12	3 - 2	4 -										
3	Niki Leutwiler	CHE	10	10	4 - 3	5 -										
4	Marcio Basso	BRA	8	8	10 - 4	2 -										
	Guilherme Salas	BRA	8	8	10 - 4	2 -										
5	Marc De Fulgencio	ESP	6	6	8 - 5	9 -										
	Thiago Vivacqua	BRA	6	6	8 - 5	9 -										
6	John De Wilde	BEL	5	5	12 - 6	10 -										
7	Jaume Font	ESP	4	4	6 - 7	14 -										
	Joan Vinyes	AND	4	4	6 - 7	14 -										
8	Daniel Diaz-Varela	ESP	3	3	5 - 8	12 -										
	Manel Cerqueda	AND	3	3	5 - 8	12 -										
9	Faust Salom	ESP	2	2	11 - 9	7 -										
	Guillem Pujeu	ESP	2	2	11 - 9	7 -										
10	Carlo Curti	ITA	1	1	14 - 10	8 -										
	Lino Curti	ITA	1	1	14 - 10	8 -										
11	Nicolas Vandierendonck	BEL	0	0	16 - 11	13 -										
	Filip Teunkens	BEL	0	0	16 - 11	13 -										
12	Edoardo Liberati	ITA	0	0	1 - NP	1 -										
13	Eugenio Pisani	ITA	0	0	9 - NC	11 -										
	Michele Merendino	ITA	0	0	9 - NC	11 -										
14	Glauco Solieri	ITA	0	0	2 - 13	3 -										
15	Fernando Navarrete	ESP	0	0	7 - NC	NP -										
	Fernando Navarrete Jr	ESP	0	0	7 - NC	NP -										
16	Fernando Fortes	BRA	0	0	15 - 12	6 -										
	Julio Martini	BRA	0	0	15 - 12	6 -										
17	Steeve Hiesse	FRA	0	0	13 - NC	15 -										
	Cédric Mezard	FRA	0	0	13 - NC	15 -										
18	Gérard Tremblay	FRA	0	0	17 - 14	16 -										
	Pierre Martinet	FRA	0	0	17 - 14	16 -										



Paul Ricard
GT Cup Open Europe
Qualifying - 2 Driver - 2
Provisional Results



Cls	Nº	Entrant/Team	Nat	Driver 1	Nat	Driver 2	Nat	Vehicle	Cat	Cls	Laps	Best	Time	Gap	Interval	Km/h
1	6	Vincenzo Sospiri Racing	ITA	Hans-Peter Koller	CHE	<u>Edoardo Liberati</u>	ITA	Lamborghini Huracan Super Trofeo	PROAM	1	9	7	2:06.408			165.8
2	2	Sports and You	PRY	Marcio Basso	BRA	<u>Guilherme Salas</u>	BRA	Mercedes AMG R	PROAM	2	8	6	2:06.974	0.566	0.566	165.0
3	12	Antonelli MotorSport	ITA	Glauco Solieri	ITA			Lamborghini Huracan Super Trofeo	AM	1	3	3	2:08.779	2.371	1.805	162.7
4	27	Vincenzo Sospiri Racing	ITA	JP Mauro	BRA	<u>Rodolfo Toni</u>	BRA	Lamborghini Huracan Super Trofeo	AM	2	9	7	2:08.897	2.489	0.118	162.6
5	22	Niki Leutwiler / PZ OBERER	CHE	Niki Leutwiler	CHE			Porsche 911 Cup MY 2018	AM	3	9	9	2:09.234	2.826	0.337	162.1
6	32	Three Sixty Racing Team	ESP	<u>Fernando Fortes</u>	BRA	Julio Martini	BRA	Mercedes AMG R	AM	4	9	7	2:09.426	3.018	0.192	161.9
7	18	Teo Martin Motorsport	ESP	Guillem Pujeu	ESP	<u>Faust Salom</u>	ESP	McLaren 570S	SILVER	1	9	8	2:09.647	3.239	0.221	161.6
8	81	Tsunami RT	ITA	Lino Curti	ITA	<u>Carlo Curti</u>	ITA	Porsche 991 Cup gen II MY 2018	PROAM	3	8	8	2:09.735	3.327	0.088	161.5
9	7	Teo Martin Motorsport	ESP	<u>Marc De Fulgencio</u>	ESP	Thiago Vivacqua	BRA	McLaren 570S	SILVER	2	9	7	2:09.739	3.331	0.004	161.5
10	37	EMG Motorsport	BEL	John De Wilde	BEL			Porsche 991 Cup MY 2018	AM	5	9	9	2:09.870	3.462	0.131	161.3
11	11	Duell Race	ITA	Eugenio Pisani	ITA	<u>Michele Merendino</u>	ITA	Porsche 991 Cup MY 2018	SILVER	3	8	8	2:10.056	3.648	0.186	161.1
12	10	Baporo Motorsport	ESP	<u>Daniel Díaz-Varela</u>	ESP	Manel Cerqueda	AND	Audi R8 LMS	AM	6	9	8	2:10.492	4.084	0.436	160.6
13	3	EMG Motorsport	BEL	Nicolas Vandierendonck	BEL	<u>Filip Teunkens</u>	BEL	Porsche 991 Cup MY 2018	AM	7	9	7	2:10.833	4.425	0.341	160.1
14	13	Baporo Motorsport	ESP	<u>Jaume Font</u>	ESP	Joan Vinyes	AND	Porsche 991 Cup MY 2018	AM	8	9	4	2:11.251	4.843	0.418	159.6
15	34	Martinet By Almeras	FRA	<u>Cédric Mezard</u>	FRA	Steeve Hiesse	FRA	Porsche 991 Cup gen II MY 2018	PROAM	4	9	7	2:12.295	5.887	1.044	158.4
16	71	Martinet By Almeras	FRA	<u>Pierre Martinet</u>	FRA	Gérard Tremblay	FRA	Porsche 991 Cup MY2017	AM	9	8	4	2:25.335	18.927	13.040	144.2

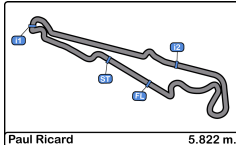
CAR 37 TIME 2:11.160 DISALLOWED TRACK LIMITS AT T 9
 CAR 34 TIME 2:13.633 DISALLOWED TRACK LIMITS AT T 9

Published at:.....

Track Temp: 15.6 °C Air Temp: 10.9 °C Humidity: 53 % Track Status: DRY

Stewards:	Race Director:	Timekeeper:
------------------	-----------------------	--------------------





Paul Ricard
GT Cup Open Europe
Qualifying - 2 Driver - 2
Provisional Results by Class



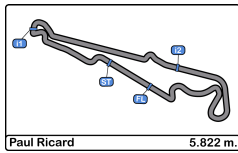
Cls	Nº	Entrant/Team	Nat	Driver 1	Nat	Status	Driver 2	Nat	Status	Vehicle	Cat	Cls	Laps	Best	Time	Gap	Interval	Km/h	
SILVER																			
1	18	Teo Martin Motorsport	ESP	Guillem Pujeu	ESP		<u>Faust Salom</u>	ESP		McLaren 570S	SILVER	1	9	8	2:09.647			161.6	
2	7	Teo Martin Motorsport	ESP	<u>Marc De Fulgencio</u>	ESP		Thiago Vivacqua	BRA		McLaren 570S	SILVER	2	9	7	2:09.739	0.092	0.092	161.5	
3	11	Duell Race	ITA	Eugenio Pisani	ITA		<u>Michele Merendino</u>	ITA		Porsche 991 Cup MY 2018	SILVER	3	8	8	2:10.056	0.409	0.317	161.1	
PROAM																			
1	6	Vincenzo Sospiri Racing	ITA	Hans-Peter Koller	CHE		<u>Edoardo Liberati</u>	ITA		Lamborghini Huracan Super Trofeo	PROAM	1	9	7	2:06.408			165.8	
2	2	Sports and You	PRT	Marcio Basso	BRA		<u>Guilherme Salas</u>	BRA		Mercedes AMG R	PROAM	2	8	6	2:06.974	0.566	0.566	165.0	
3	81	Tsunami RT	ITA	Lino Curti	ITA		<u>Carlo Curti</u>	ITA		Porsche 991 Cup gen II MY 2018	PROAM	3	8	8	2:09.735	3.327	2.761	161.5	
4	34	Martinet By Almeras	FRA	<u>Cédric Mezard</u>	FRA		Steeve Hiesse	FRA		Porsche 991 Cup gen II MY 2018	PROAM	4	9	7	2:12.295	5.887	2.560	158.4	
AM																			
1	12	Antonelli MotorSport	ITA	Glauco Solieri	ITA					Lamborghini Huracan Super Trofeo	AM	1	3	3	2:08.779			162.7	
2	27	Vincenzo Sospiri Racing	ITA	JP Mauro	BRA		<u>Rodolfo Toni</u>	BRA		Lamborghini Huracan Super Trofeo	AM	2	9	7	2:08.897	0.118	0.118	162.6	
3	22	Niki Leutwiler / PZ OBERER	CHE	Niki Leutwiler	CHE					Porsche 911 Cup MY 2018	AM	3	9	9	2:09.234	0.455	0.337	162.1	
4	32	Three Sixty Racing Team	ESP	<u>Fernando Fortes</u>	BRA		Julio Martini	BRA		Mercedes AMG R	AM	4	9	7	2:09.426	0.647	0.192	161.9	
5	37	EMG Motorsport	BEL	John De Wilde	BEL					Porsche 991 Cup MY 2018	AM	5	9	9	2:09.870	1.091	0.444	161.3	
6	10	Baporo Motorsport	ESP	<u>Daniel Díaz-Varela</u>	ESP		Manel Cerqueda	AND		Audi R8 LMS	AM	6	9	8	2:10.492	1.713	0.622	160.6	
7	3	EMG Motorsport	BEL	Nicolas Vandierendonck	BEL		<u>Filip Teunkens</u>	BEL		Porsche 991 Cup MY 2018	AM	7	9	7	2:10.833	2.054	0.341	160.1	
8	13	Baporo Motorsport	ESP	<u>Jaume Font</u>	ESP		Joan Vinyes	AND		Porsche 991 Cup MY 2018	AM	8	9	4	2:11.251	2.472	0.418	159.6	
9	71	Martinet By Almeras	FRA	<u>Pierre Martinet</u>	FRA		Gérard Tremblay	FRA		Porsche 991 Cup MY2017	AM	9	8	4	2:25.335	16.556	14.084	144.2	

Published at:.....

Track Temp: 15.6 °C Air Temp: 10.9 °C Humidity: 53 % Track Status: DRY

Stewards:	Race Director:	Timekeeper:
------------------	-----------------------	--------------------





Paul Ricard
GT Cup Open Europe
Qualifying - 2 Driver - 2
Lap Analysis



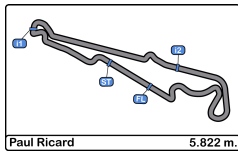
2							10								
1 Marcio Basso Mercedes AMG R							1 Daniel Díaz-Varela Audi R8 LMS								
PROAM							AM								
2 Guilherme Salas Sports and You							2 Manel Cerqueda Baporo Motorsport								
Lap	D	Time	Sector 1	Sector 2	Sector 3	T. Spd	Elapsed	Lap	D	Time	Sector 1	Sector 2	Sector 3	T. Spd	Elapsed
1	2	9:18:13.661	9:16:21.101	48.817	1:03.743		9:18:13.661	1	1	9:18:16.592	9:16:04.819	1:00.365	1:11.408		9:18:16.592
2	2	3:01.862 P	38.846	40.736	1:42.280	232.2	9:21:15.523	2	1	2:29.958	42.554	47.554	59.850	182.7	9:20:46.550
3	2	2:27.566	52.111	39.427	56.028		9:23:43.089	3	1	2:14.614	37.859	40.085	56.670	234.7	9:23:01.164
4	2	2:07.604	35.058	37.977	54.569	241.0	9:25:50.693	4	1	2:11.906	36.474	39.368	56.064	234.7	9:25:13.070
5	2	2:16.171	37.380	42.048	56.743	242.6	9:28:06.864	5	1	2:11.200	36.389	39.131	55.680	233.7	9:27:24.270
6	2	2:06.974	34.884	38.004	54.086	242.6	9:30:13.838	6	1	2:11.116	35.979	38.855	56.282	234.7	9:29:35.386
7	2	2:08.167	34.648	38.024	55.495	242.6	9:32:22.005	7	1	2:10.589	35.925	39.000	55.664	234.7	9:31:45.975
8	2	2:11.063	34.807	37.946	58.310	242.6	9:34:33.068	8	1	2:10.492	35.958	38.982	55.552	235.8	9:33:56.467
9	2		37.137	41.629		244.3		9	1	2:30.240 P	36.099	39.936	1:14.205	236.3	9:36:26.707

3							11								
1 Nicolas Vandierendonck Porsche 991 Cup MY 2018							1 Eugenio Pisani Porsche 991 Cup MY 2018								
AM							SILVER								
2 Filip Teunkens EMG Motorsport							2 Michele Merendino Duell Race								
Lap	D	Time	Sector 1	Sector 2	Sector 3	T. Spd	Elapsed	Lap	D	Time	Sector 1	Sector 2	Sector 3	T. Spd	Elapsed
1	2	9:18:17.227	9:16:09.869	56.979	1:10.379		9:18:17.227	1	2	9:17:45.653	9:16:00.535	46.067	59.051		9:17:45.653
2	2	2:31.491	43.224	48.375	59.892	157.8	9:20:48.718	2	2	2:21.875 P	37.721	39.514	1:04.640	232.7	9:20:07.528
3	2	2:12.829	36.800	39.673	56.356	236.3	9:23:01.547	3	2	4:20.872	2:41.482	42.244	57.146		9:24:28.400
4	2	2:14.703	36.510	40.803	57.390	234.7	9:25:16.250	4	2	2:11.888	36.201	39.321	56.366	232.2	9:26:40.288
5	2	2:12.727	36.306	39.112	57.309	234.7	9:27:28.977	5	2	2:14.256	39.202	39.565	55.489	233.7	9:28:54.544
6	2	2:11.379	36.262	39.048	56.069	235.2	9:29:40.356	6	2	2:10.651	36.206	38.826	55.619	235.2	9:31:05.195
7	2	2:10.833	35.878	39.012	55.943	235.2	9:31:51.189	7	2	2:10.929	36.038	39.294	55.597	234.7	9:33:16.124
8	2	2:26.338	49.086	41.361	55.891	235.8	9:34:17.527	8	2	2:10.056	35.758	38.864	55.434	234.7	9:35:26.180
9	2	2:11.522	35.956	38.673	56.893	236.3	9:36:29.049	9	2		40.280	51.688		234.7	
10	2		40.613	39.403		178.2									

6							12								
1 Hans-Peter Koller Lamborghini Huracan Super Trofeo Evo							1 Glauco Solieri Lamborghini Huracan Super Trofeo Evo								
PROAM							AM								
2 Edoardo Liberati Vincenzo Sospiri Racing							2 Antonelli MotorSport								
Lap	D	Time	Sector 1	Sector 2	Sector 3	T. Spd	Elapsed	Lap	D	Time	Sector 1	Sector 2	Sector 3	T. Spd	Elapsed
1	2	9:18:06.050	9:16:15.968	48.929	1:01.153		9:18:06.050	1		9:21:03.093	9:19:09.000	54.750	59.343	90.8	9:21:03.093
2	2	2:12.900	36.852	39.759	56.289	243.7	9:20:18.950	2		2:10.228	36.069	38.745	55.414	240.5	9:23:13.321
3	2	2:08.584	35.702	38.487	54.395	235.8	9:22:27.534	3		2:08.779	35.565	38.414	54.800	241.0	9:25:22.100
4	2	2:11.163	36.212	38.777	56.174	235.8	9:24:38.697	4			40.568	50.137		225.0	
5	2	2:07.448	35.329	38.005	54.114	238.9	9:26:46.145								
6	2	2:18.528	40.210	42.344	55.974	243.7	9:29:04.673								
7	2	2:06.408	34.853	37.786	53.769	235.8	9:31:11.081								
8	2	2:16.286	38.786	40.888	56.612	238.9	9:33:27.367								
9	2	2:06.870	34.653	37.976	54.241	235.8	9:35:34.237								
10	2		40.871	45.990		217.3									

7							13								
1 Marc De Fulgencio McLaren 570S							1 Jaume Font Porsche 991 Cup MY 2018								
SILVER							AM								
2 Thiago Vivacqua Teo Martin Motorsport							2 Joan Vinyes Baporo Motorsport								
Lap	D	Time	Sector 1	Sector 2	Sector 3	T. Spd	Elapsed	Lap	D	Time	Sector 1	Sector 2	Sector 3	T. Spd	Elapsed
1	1	9:17:58.067	9:16:06.673	48.013	1:03.381		9:17:58.067	1	1	9:19:18.860	9:17:26.079	48.237	1:04.544		9:19:18.860
2	1	2:21.067	39.911	42.269	58.887	228.8	9:20:19.134	2	1	2:14.353	38.070	40.051	56.232	232.2	9:21:33.213
3	1	2:19.178	37.890	39.753	1:01.535	209.3	9:22:38.312	3	1	2:11.637	36.255	39.239	56.143	235.2	9:23:44.850
4	1	2:11.029	36.065	38.985	55.979	247.1	9:24:49.341	4	1	2:11.251	36.103	39.186	55.962	233.2	9:25:56.101
5	1	2:15.461	36.081	41.175	58.205	246.5	9:27:04.802	5	1	2:15.139	36.039	39.477	59.623	234.2	9:28:11.240
6	1	2:10.063	35.897	38.788	55.378	248.8	9:29:14.865	6	1	2:11.276	35.996	39.486	55.794	234.2	9:30:22.516
7	1	2:09.739	35.488	38.800	55.451	247.1	9:31:24.604	7	1	2:11.526	36.299	39.456	55.771	234.2	9:32:34.042
8	1	2:20.171	35.847	45.195	59.129	248.2	9:33:44.775	8	1	2:11.557	36.219	39.412	55.926	234.2	9:34:45.599
9	1	2:30.155 P	37.027	45.738	1:07.390	247.7	9:36:14.930	9	1	2:11.295	36.341	39.388	55.566	235.8	9:36:56.894
								10	1		43.820	54.768		195.6	





Paul Ricard
GT Cup Open Europe
Qualifying - 2 Driver - 2
Lap Analysis



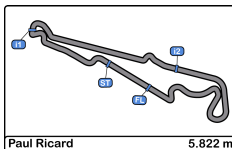
18							34							
1 Guilleme Pujeu McLaren 570S							1 Cédric Mezard Porsche 991 Cup gen II MY 2018							
SILVER 2 Faust Salom Teo Martin Motorsport							PROAM 2 Steeve Hiesse Martinet By Almeras							
Lap	D	Time	Sector 1	Sector 2	Sector 3	T. Spd	Lap	D	Time	Sector 1	Sector 2	Sector 3	T. Spd	Elapsed
1	2	9:18:14.424	9:16:21.560	49.157	1:03.707		1	1	9:18:30.035	9:16:20.688	58.128	1:11.219		9:18:30.035
2	2	2:16.869	38.897	41.128	56.844	235.2	2	1	2:22.272	40.615	43.316	58.341	216.8	9:20:52.307
3	2	2:11.248	35.750	39.233	56.265	245.4	3	1	2:14.834	37.288	40.206	57.340	235.2	9:23:07.141
4	2	2:10.892	35.826	39.126	55.940	244.3	4	1	2:13.633	36.672	39.937	57.024	233.7	9:25:20.774
5	2	2:10.085	35.706	38.675	55.704	244.3	5	1	2:13.270	36.718	39.752	56.800	233.7	9:27:34.044
6	2	2:25.275	36.488	47.129	1:01.658	246.5	6	1	2:12.774	36.446	39.799	56.529	235.2	9:29:46.818
7	2	2:09.975	35.440	38.743	55.792	246.5	7	1	2:12.295	36.503	39.435	56.357	234.2	9:31:59.113
8	2	2:09.647	35.491	38.686	55.470	247.1	8	1	2:19.833	39.446	43.983	56.404	235.2	9:34:18.946
9	2	2:33.807 P	35.700	42.955	1:15.152	248.2	9	1	2:28.949 P	36.275	39.527	1:13.147	236.3	9:36:47.895

22							37							
1 Niki Leutwiler Porsche 911 Cup MY 2018							1 John De Wilde Porsche 991 Cup MY 2018							
AM 2 Niki Leutwiler / PZ OBERER ZURICKSEE by TFT							AM 2 EMG Motorsport							
Lap	D	Time	Sector 1	Sector 2	Sector 3	T. Spd	Lap	D	Time	Sector 1	Sector 2	Sector 3	T. Spd	Elapsed
1	1	9:17:54.582	9:16:00.218	50.393	1:03.971		1	1	9:18:02.353	9:16:05.632	49.453	1:07.268		9:18:02.353
2	1	2:17.870	39.062	42.331	56.477	209.7	2	1	2:19.572	40.120	42.454	56.998	203.3	9:20:21.925
3	1	2:10.694	36.276	39.153	55.265	235.8	3	1	2:12.111	36.570	39.181	56.360	235.2	9:22:34.036
4	1	2:10.575	35.972	38.990	55.613	234.2	4	1	2:11.160	36.073	39.304	55.783	234.2	9:24:45.196
5	1	2:09.457	35.866	38.794	54.797	234.2	5	1	2:10.315	35.753	39.094	55.468	233.7	9:26:55.511
6	1	2:09.745	35.696	38.772	55.277	235.8	6	1	2:10.309	35.812	38.898	55.599	234.7	9:29:05.820
7	1	2:09.670	35.986	38.633	55.051	234.7	7	1	2:11.018	36.010	38.846	56.162	235.2	9:31:16.838
8	1	2:35.939	35.671	59.713	1:00.555	234.7	8	1	2:15.325	35.895	40.826	58.604	235.8	9:33:32.163
9	1	2:09.234	35.643	38.846	54.745	235.8	9	1	2:09.870	35.741	38.831	55.298	235.2	9:35:42.033
10	1	40.572	46.151		235.8		10	1		43.258	40.940		230.2	

27							71							
1 JP Mauro Lamborghini Huracan Super Trofeo Evo							1 Pierre Martinet Porsche 991 Cup MY2017							
AM 2 Rodolfo Toni Vincenzo Sospiri Racing							AM 2 Gérard Tremblay Martinet By Almeras							
Lap	D	Time	Sector 1	Sector 2	Sector 3	T. Spd	Lap	D	Time	Sector 1	Sector 2	Sector 3	T. Spd	Elapsed
1	2	9:18:39.127	9:16:42.450	52.290	1:04.387		1	1	9:18:38.152	9:16:26.387	57.464	1:14.301		9:18:38.152
2	2	2:26.123	42.961	45.023	58.139	190.8	2	1	2:47.741	48.905	50.838	1:07.998	194.9	9:21:25.893
3	2	2:15.856	38.190	41.209	56.457	242.1	3	1	2:31.641	43.544	44.274	1:03.823	232.2	9:23:57.534
4	2	2:12.987	37.441	39.348	56.198	242.1	4	1	2:25.335	40.160	42.962	1:02.213	231.2	9:26:22.869
5	2	2:12.430	36.697	39.964	55.769	238.9	5	1	2:26.461	40.301	43.233	1:02.927	232.7	9:28:49.330
6	2	2:10.176	36.057	39.060	55.059	239.4	6	1	2:29.648	42.028	42.260	1:05.360	232.2	9:31:18.978
7	2	2:08.897	35.803	38.437	54.657	240.5	7	1	2:28.762	40.621	44.724	1:03.417	232.2	9:33:47.740
8	2	2:10.824	35.607	39.935	55.282	240.0	8	1	2:43.635 P	40.662	44.869	1:18.104	233.7	9:36:31.375
9	2	2:29.655 P	35.648	38.919	1:15.088	242.1								

32							81							
1 Fernando Fortes Mercedes AMG R							1 Lino Curti Porsche 991 Cup gen II MY 2018							
AM 2 Julio Martini Three Sixty Racing Team							PROAM 2 Carlo Curti Tsunami RT							
Lap	D	Time	Sector 1	Sector 2	Sector 3	T. Spd	Lap	D	Time	Sector 1	Sector 2	Sector 3	T. Spd	Elapsed
1	1	9:18:41.727	9:16:36.584	57.818	1:07.325		1	2	9:20:32.460	9:18:18.358	1:01.570	1:12.532		9:20:32.460
2	1	2:36.176	41.884	48.230	1:06.062	190.8	2	2	2:12.853	37.376	39.842	55.635	235.8	9:22:45.313
3	1	2:14.505	37.734	40.099	56.672	236.3	3	2	2:10.278	36.057	38.949	55.272	234.7	9:24:55.591
4	1	2:11.502	36.216	39.542	55.744		4	2	2:10.337	35.948	38.885	55.504	234.2	9:27:05.928
5	1	2:10.574	36.086	39.057	55.431		5	2	2:14.582	35.887	39.582	59.113	236.8	9:29:20.510
6	1	2:10.044	35.838	38.982	55.224		6	2	2:10.083	35.809	39.238	55.036	234.7	9:31:30.593
7	1	2:09.426	35.764	38.526	55.136		7	2	2:10.573	35.955	39.186	55.432	235.8	9:33:41.166
8	1	2:12.750	35.627	38.836	58.287		8	2	2:09.735	35.644	38.813	55.278	235.2	9:35:50.901
9	1	2:30.652 P	36.098	40.138	1:14.416		9	2		41.919	45.178		235.8	



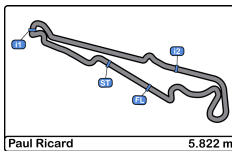


Paul Ricard
GT Cup Open Europe
Qualifying - 2 Driver - 2
Best Sectors Results



Sector - 1				Sector - 2				Sector - 3				Ideal Lap vs Best Lap				
Clas	Nº	Driver	Time	Nº	Driver	Time	Nº	Driver	Time	Clas	Nº	Driver	Ideal Lap	Best Lap	Clas	
1	2	Guilherme Salas	34.648	6	Edoardo Liberati	37.786	6	Edoardo Liberati	53.769	1	6	Edoardo Liberati	2:06.208	2:06.408	1	
2	6	Edoardo Liberati	34.653	2	Guilherme Salas	37.946	2	Guilherme Salas	54.086	2	2	Guilherme Salas	2:06.680	2:06.974	2	
3	18	Faust Salom	35.440	12	Glauco Solieri	38.414	27	Rodolfo Toni	54.657	3	27	Rodolfo Toni	2:08.701	2:08.897	4	
4	7	Marc De Fulgencio	35.488	27	Rodolfo Toni	38.437	22	Niki Leutwiler	54.745	4	12	Glauco Solieri	2:08.779	2:08.779	3	
5	12	Glauco Solieri	35.565	32	Fernando Fortes	38.526	12	Glauco Solieri	54.800	5	22	Niki Leutwiler	2:09.021	2:09.234	5	
6	27	Rodolfo Toni	35.607	22	Niki Leutwiler	38.633	81	Carlo Curti	55.036	6	32	Fernando Fortes	2:09.289	2:09.426	6	
7	32	Fernando Fortes	35.627	3	Filip Teunkens	38.673	32	Fernando Fortes	55.136	7	81	Carlo Curti	2:09.493	2:09.735	8	
8	22	Niki Leutwiler	35.643	18	Faust Salom	38.675	37	John De Wilde	55.298	8	18	Faust Salom	2:09.585	2:09.647	7	
9	81	Carlo Curti	35.644	7	Marc De Fulgencio	38.788	7	Marc De Fulgencio	55.378	9	7	Marc De Fulgencio	2:09.654	2:09.739	9	
10	37	John De Wilde	35.741	81	Carlo Curti	38.813	11	Michele Merendino	55.434	10	37	John De Wilde	2:09.870	2:09.870	10	
11	11	Michele Merendino	35.758	11	Michele Merendino	38.826	18	Faust Salom	55.470	11	11	Michele Merendino	2:10.018	2:10.056	11	
12	3	Filip Teunkens	35.878	37	John De Wilde	38.831	10	Daniel Díaz-Varela	55.552	12	10	Daniel Díaz-Varela	2:10.332	2:10.492	12	
13	10	Daniel Díaz-Varela	35.925	10	Daniel Díaz-Varela	38.855	13	Jaume Font	55.566	13	3	Filip Teunkens	2:10.442	2:10.833	13	
14	13	Jaume Font	35.996	13	Jaume Font	39.186	3	Filip Teunkens	55.891	14	13	Jaume Font	2:10.748	2:11.251	14	
15	34	Cédric Mezard	36.275	34	Cédric Mezard	39.435	34	Cédric Mezard	56.357	15	34	Cédric Mezard	2:12.067	2:12.295	15	
16	71	Pierre Martinet	40.160	71	Pierre Martinet	42.260	71	Pierre Martinet	1:02.213	16	71	Pierre Martinet	2:24.633	2:25.335	16	





Paul Ricard
GT Cup Open Europe
Qualifying - 2 Driver - 2
Best 5 Lap Times



Cl	N°	Entrant/Team	Nat	Driver 1	Nat	Status	Driver 2	Nat	Status	Vehicle	Cat	Cl	Best 1		Best 2		Best 3		Best 4		Best 5		
													Time	Lap	Time	Lap	Time	Lap	Time	Lap	Time	Lap	
1	6	Vincenzo Sospiri Racing	ITA	Hans-Peter Koller	ITA	CHT	<u>Edoardo Liberati</u>	ITA		Lamborghini Huracan Super	PROAM	1	2:06.408	7	2:06.870	9	2:07.448	5	2:08.584	3	2:11.163	4	
2	2	Sports and You	PRT	Marcio Basso	BRA	BRK	<u>Guilherme Salas</u>	BRA		Mercedes AMG R	PROAM	2	2:06.974	6	2:07.604	4	2:08.167	7	2:11.063	8	2:16.171	5	
3	12	Antonelli MotorSport	ITA	Glauco Solieri	ITA					Lamborghini Huracan Super	AM	1	2:08.779	3	2:10.228	2							
4	27	Vincenzo Sospiri Racing	ITA	JP Mauro	BRA	BRK	<u>Rodolfo Toni</u>	BRA		Lamborghini Huracan Super	AM	2	2:08.897	7	2:10.176	6	2:10.824	8	2:12.430	5	2:12.987	4	
5	22	Niki Leutwiler / PZ OBERER	CHE	Niki Leutwiler	CHE	CHT				Porsche 911 Cup MY 201	AM	3	2:09.234	9	2:09.457	5	2:09.670	7	2:09.745	6	2:10.575	4	
6	32	Three Sixty Racing Team	ESP	<u>Fernando Fortes</u>	BRA	BRK	Julio Martini	BRA		Mercedes AMG R	AM	4	2:09.426	7	2:10.044	6	2:10.574	5	2:11.502	4	2:12.750	8	
7	18	Teo Martin Motorsport	ESP	Guillem Pujeu	ESP		<u>Faust Salom</u>	ESP		McLaren 570S	SILVER	1	2:09.647	8	2:09.975	7	2:10.085	5	2:10.892	4	2:11.248	3	
8	81	Tsunami RT	ITA	Lino Curti	ITA		<u>Carlo Curti</u>	ITA		Porsche 991 Cup gen II MY	PROAM	3	2:09.735	8	2:10.083	6	2:10.278	3	2:10.337	4	2:10.573	7	
9	7	Teo Martin Motorsport	ESP	<u>Marc De Fulgencio</u>	ESP		Thiago Vivacqua	BRA		McLaren 570S	SILVER	2	2:09.739	7	2:10.063	6	2:11.029	4	2:15.461	5	2:19.178	3	
10	37	EMG Motorsport	BEL	John De Wilde	BEL					Porsche 991 Cup MY 201	AM	5	2:09.870	9	2:10.309	6	2:10.315	5	2:11.018	7	2:12.111	3	
11	11	Duell Race	ITA	Eugenio Pisani	ITA		<u>Michele Merendino</u>	ITA		Porsche 991 Cup MY 201	SILVER	3	2:10.056	8	2:10.651	6	2:10.929	7	2:11.888	4	2:14.256	5	
12	10	Baporo Motorsport	ESP	<u>Daniel Diaz-Varela</u>	ESP		Manel Cerqueda	AND		Audi R8 LMS	AM	6	2:10.492	8	2:10.589	7	2:11.116	6	2:11.200	5	2:11.906	4	
13	3	EMG Motorsport	BEL	Nicolas Vandierendonck	BEL		<u>Filip Teunkens</u>	BEL		Porsche 991 Cup MY 201	AM	7	2:10.833	7	2:11.379	6	2:11.522	9	2:12.727	5	2:12.829	3	
14	13	Baporo Motorsport	ESP	<u>Jaume Font</u>	ESP		Joan Vinyes	AND		Porsche 991 Cup MY 201	AM	8	2:11.251	4	2:11.276	6	2:11.295	9	2:11.526	7	2:11.557	8	
15	34	Martinet By Almeras	FRA	<u>Cédric Mezard</u>	FRA		Steeve Hiesse	FRA		Porsche 991 Cup gen II MY	PROAM	4	2:12.295	7	2:12.774	6	2:13.270	5	2:14.834	3	2:19.833	8	
16	71	Martinet By Almeras	FRA	<u>Pierre Martinet</u>	FRA		Gérard Tremblay	FRA		Porsche 991 Cup MY2017	AM	9	2:25.335	4	2:26.461	5	2:28.762	7	2:29.648	6	2:31.641	3	





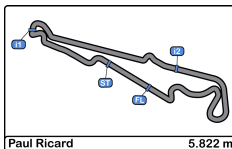
Paul Ricard
GT Cup Open Europe
Qualifying - 2 Driver - 2
Best 5 Top Speeds



Paul Ricard 5.822 m.

Cl	Nº	Entrant/Team	Nat	Driver 1	Nat	Status	Driver 2	Nat	Status	Vehicle	Cat	Cl	Top 1		Top 2		Top 3		Top 4		Top 5		Avg	
													Km/h	Lap	Km/h	Lap	Km/h	Lap	Km/h	Lap	Km/h	Lap		Km/h
1	7	Teo Martin Motorsport	ESP	Marc De Fulgencio	ESP		Thiago Vivacqua	BRA		McLaren 570S	SILVER	1	248.8	6	248.2	8	247.7	9	247.1	4	247.1	7	247.8	
2	18	Teo Martin Motorsport	ESP	Guillem Pujeu	ESP		Faust Salom	ESP		McLaren 570S	SILVER	2	248.2	9	247.1	8	246.5	6	246.5	7	245.4	3	246.8	
3	2	Sports and You	PRT	Marcio Basso	BRA		Guilherme Salas	BRA		Mercedes AMG R	PROAM	1	244.3	9	242.6	5	242.6	6	242.6	7	242.6	8	243.0	
4	6	Vincenzo Sospiri Racing	ITA	Hans-Peter Koller	CHE		Edoardo Liberati	ITA		Lamborghini Huracan Super	PROAM	2	243.7	2	243.7	6	238.9	5	238.9	8	235.8	3	240.2	
5	27	Vincenzo Sospiri Racing	ITA	JP Mauro	BRA		Rodolfo Toni	BRA		Lamborghini Huracan Super	AM	1	242.1	3	242.1	4	242.1	9	240.5	7	240.0	8	241.3	
6	12	Antonelli MotorSport	ITA	Glauco Solieri	ITA					Lamborghini Huracan Super	AM	2	241.0	3	240.5	2	225.0	4	90.8	1			199.3	
7	81	Tsunami RT	ITA	Lino Curti	ITA		Carlo Curti	ITA		Porsche 991 Cup gen II MY	PROAM	3	236.8	5	235.8	2	235.8	7	235.8	9	235.2	8	235.9	
8	3	EMG Motorsport	BEL	Nicolas Vandierendonck	BEL		Filip Teunkens	BEL		Porsche 991 Cup MY 201	AM	3	236.3	3	236.3	9	235.8	8	235.2	6	235.2	7	235.8	
9	10	Baporo Motorsport	ESP	Daniel Diaz-Varela	ESP		Manel Cerqueda	AND		Audi R8 LMS	AM	4	236.3	9	235.8	8	234.7	3	234.7	4	234.7	6	235.2	
10	32	Three Sixty Racing Team	ESP	Fernando Fortes	BRA		Julio Martini	BRA		Mercedes AMG R	AM	5	236.3	3	190.8	2								213.5
11	34	Martinet By Almeras	FRA	Cédric Mezard	FRA		Steeve Hiesse	FRA		Porsche 991 Cup gen II MY	PROAM	4	236.3	9	235.2	3	235.2	6	235.2	8	234.2	7	235.2	
12	13	Baporo Motorsport	ESP	Jaume Font	ESP		Joan Vinyes	AND		Porsche 991 Cup MY 201	AM	6	235.8	9	235.2	3	234.2	5	234.2	6	234.2	7	234.7	
13	22	Niki Leutwiler / PZ OBERER	CHE	Niki Leutwiler	CHE					Porsche 911 Cup MY 201	AM	7	235.8	3	235.8	6	235.8	9	235.8	10	234.7	7	235.6	
14	37	EMG Motorsport	BEL	John De Wilde	BEL					Porsche 991 Cup MY 201	AM	8	235.8	8	235.2	3	235.2	7	235.2	9	234.7	6	235.2	
15	11	Duell Race	ITA	Eugenio Pisani	ITA		Michele Merendino	ITA		Porsche 991 Cup MY 201	SILVER	3	235.2	6	234.7	7	234.7	8	234.7	9	233.7	5	234.6	
16	71	Martinet By Almeras	FRA	Pierre Martinet	FRA		Gérard Tremblay	FRA		Porsche 991 Cup MY2017	AM	9	233.7	8	232.7	5	232.2	3	232.2	6	232.2	7	232.6	



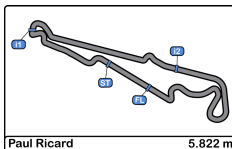


Paul Ricard
GT Cup Open Europe
Qualifying - 2 Driver - 2
Fastest Laps Sequence



Lap	Time of Day	Session Time	Nº	Entrant/Team	Nat	Driver 1	Nat	Status	Driver 2	Nat	Status	Vehicle	Cat	Time	Km/h
2	9:20:07.528	5:07.528	11	Duell Race	ITA	Eugenio Pisani	ITA		<u>Michele Merendino</u>	ITA		Porsche 991 Cup MY 2018	SILVER	2:21.875	147.7
2	9:20:12.452	5:12.452	22	Niki Leutwiler / PZ OBERER	CHE	Niki Leutwiler	CHE					Porsche 911 Cup MY 2018	AM	2:17.870	152.0
2	9:20:18.950	5:18.950	6	Vincenzo Sospiri Racing	ITA	Hans-Peter Koller	CHE		<u>Edoardo Liberati</u>	ITA		Lamborghini Huracan	PROAM	2:12.900	157.7
3	9:22:23.146	7:23.146	22	Niki Leutwiler / PZ OBERER	CHE	Niki Leutwiler	CHE					Porsche 911 Cup MY 2018	AM	2:10.694	160.3
3	9:22:27.534	7:27.534	6	Vincenzo Sospiri Racing	ITA	Hans-Peter Koller	CHE		<u>Edoardo Liberati</u>	ITA		Lamborghini Huracan	PROAM	2:08.584	163.0
4	9:25:50.693	10:50.693	2	Sports and You	PRT	Marcio Basso	BRA		<u>Guilherme Salas</u>	BRA		Mercedes AMG R	PROAM	2:07.604	164.2
5	9:26:46.145	11:46.145	6	Vincenzo Sospiri Racing	ITA	Hans-Peter Koller	CHE		<u>Edoardo Liberati</u>	ITA		Lamborghini Huracan	PROAM	2:07.448	164.4
6	9:30:13.838	15:13.838	2	Sports and You	PRT	Marcio Basso	BRA		<u>Guilherme Salas</u>	BRA		Mercedes AMG R	PROAM	2:06.974	165.0
7	9:31:11.081	16:11.081	6	Vincenzo Sospiri Racing	ITA	Hans-Peter Koller	CHE		<u>Edoardo Liberati</u>	ITA		Lamborghini Huracan	PROAM	2:06.408	165.8



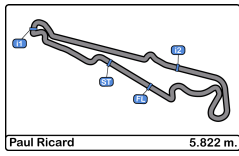


Paul Ricard
GT Cup Open Europe
Qualifying - 2 Driver - 2
Event Best Maximum Speed



Nº	Entrant/Team	Nat	Driver 1	Nat	Status	Driver 2	Nat	Status	Vehicle	Cat	Km/h	Session
12	Antonelli MotorSport	ITA	Glauco Solieri	ITA	-			-	Lamborghini Huracan	AM	00.0	Race - 1
7	Teo Martin Motorsport	ESP	Marc De Fulgencio	ESP		Thiago Vivacqua	BRA		McLaren 570S	SILVER	248.8	Qualifying - 2 Driver - 2
18	Teo Martin Motorsport	ESP	Guillem Pujeu	ESP		Faust Salom	ESP		McLaren 570S	SILVER	248.2	Qualifying - 2 Driver - 2
6	Vincenzo Sospiri Racing	ITA	Hans-Peter Koller	CHE		Edoardo Liberati	ITA		Lamborghini Huracan	PROAM	245.4	Free Practice - 2
2	Sports and You	PRT	Marcio Basso	BRA		Guilherme Salas	BRA		Mercedes AMG R	PROAM	244.3	Qualifying - 2 Driver - 2
27	Vincenzo Sospiri Racing	ITA	JP Mauro	BRA		Rodolfo Toni	BRA		Lamborghini Huracan	AM	242.1	Qualifying - 2 Driver - 2
10	Baporo Motorsport	ESP	Daniel Díaz-Varela	ESP		Manel Cerqueda	AND		Audi R8 LMS	AM	240.0	Race - 1
13	Baporo Motorsport	ESP	Jaume Font	ESP		Joan Vinyes	AND		Porsche 991 Cup MY 2018	AM	238.9	Race - 1
32	Three Sixty Racing Team	ESP	Fernando Fortes	BRA		Julio Martini	BRA		Mercedes AMG R	AM	237.8	Free Practice - 1
37	EMG Motorsport	BEL	John De Wilde	BEL					Porsche 991 Cup MY 2018	AM	237.3	Race - 1
81	Tsunami RT	ITA	Lino Curti	ITA		Carlo Curti	ITA		Porsche 991 Cup gen II	PROAM	236.8	Race - 1
34	Martinet By Almeras	FRA	Cédric Mezard	FRA		Steeve Hiesse	FRA		Porsche 991 Cup gen II	PROAM	236.8	Race - 1
3	EMG Motorsport	BEL	Nicolas Vandierendonck	BEL		Filip Teunkens	BEL		Porsche 991 Cup MY 2018	AM	236.3	Race - 1
22	Niki Leutwiler / PZ OBERER	CHE	Niki Leutwiler	CHE					Porsche 911 Cup MY 2018	AM	235.8	Qualifying - 2 Driver - 2
71	Martinet By Almeras	FRA	Pierre Martinet	FRA		Gérard Tremblay	FRA		Porsche 991 Cup MY2017	AM	235.2	Free Practice - 2
11	Duell Race	ITA	Eugenio Pisani	ITA		Michele Merendino	ITA		Porsche 991 Cup MY 2018	SILVER	235.2	Qualifying - 2 Driver - 2
15	Duell Race	ITA	Fernando Navarrete	ESP		Fernando Navarrete Jr	ESP		Porsche 991 Cup MY 2018	PROAM	233.2	Race - 1





Paul Ricard
GT Cup Open Europe
Qualifying - 2 Driver - 2
Pit Stop Analysis



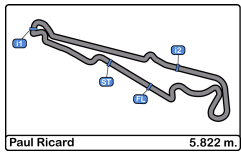
2 Marcio Basso PROAM Sports and You
 Guilherme Salas Mercedes AMG R

Nr.	In Day Time	In Time	Out Time	Pit Time	T. Pit Time	Handicap	Penalty
1	9:20:26.917	9:20:26.917	9:21:32.140	1:05.223	1:05.223		

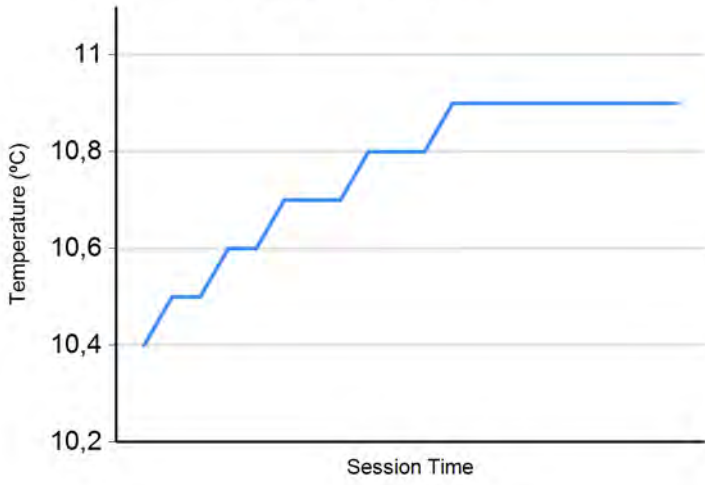
11 Eugenio Pisani SILVER Duell Race
 Michele Merendino Porsche 991 Cup MY 2018

Nr.	In Day Time	In Time	Out Time	Pit Time	T. Pit Time	Handicap	Penalty
1	9:19:58.908	9:19:58.908	9:22:05.495	2:06.587	2:06.587		

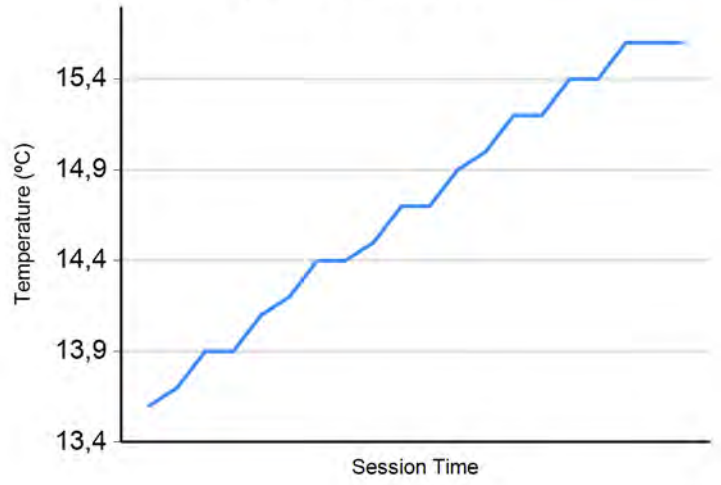




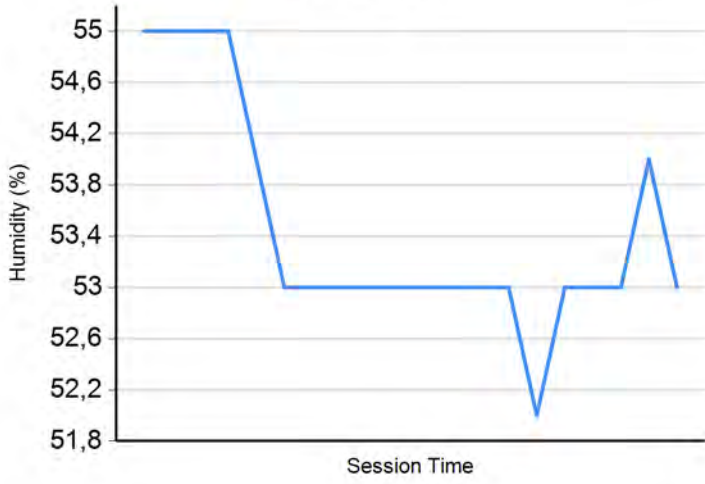
Air Temperature



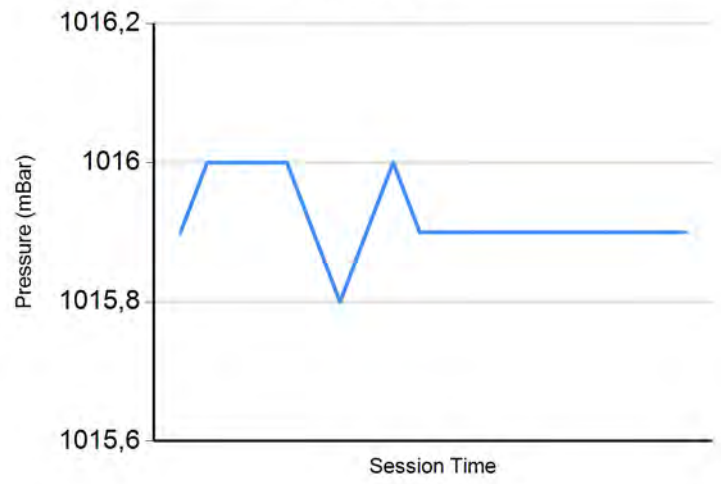
Track Temperature



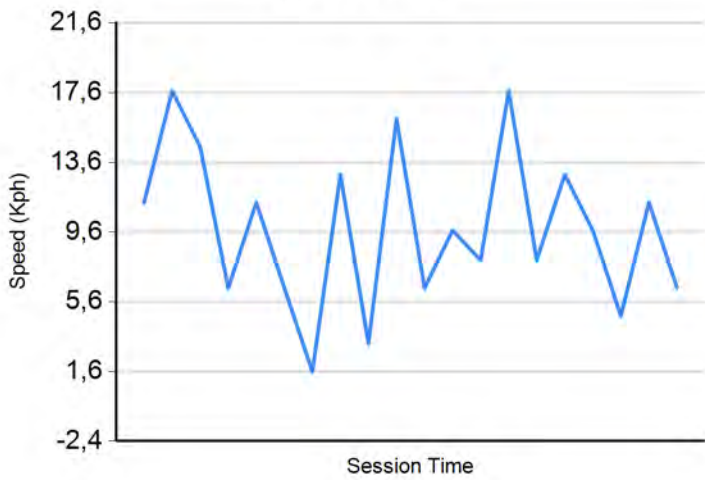
Humidity



Pressure

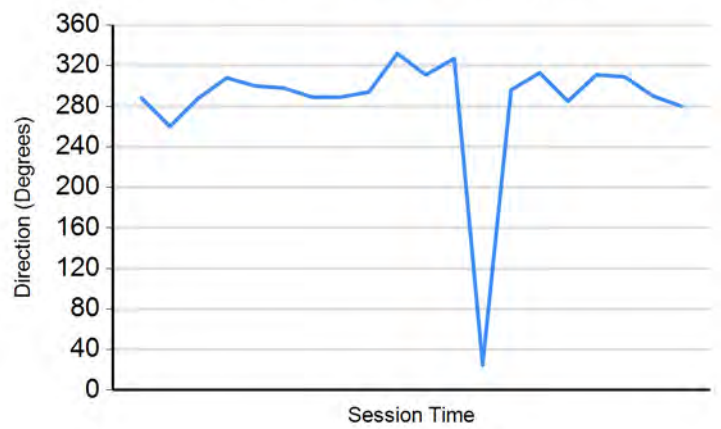


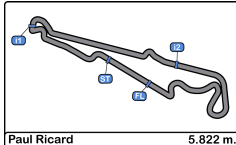
Wind Speed



Wind direction

North = 0°/360° Est = 90° South = 180° West = 270°





Paul Ricard
GT Cup Open Europe
Qualifying - 2 Driver - 2
Final Results



Cls	Nº	Entrant/Team	Nat	Driver 1	Nat	Driver 2	Nat	Vehicle	Cat	Cls	Laps	Best	Time	Gap	Interval	Km/h
1	6	Vincenzo Sospiri Racing	ITA	Hans-Peter Koller	CHE	<u>Edoardo Liberati</u>	ITA	Lamborghini Huracan Super Trofeo	PROAM	1	9	7	2:06.408			165.8
2	2	Sports and You	PRY	Marcio Basso	BRA	<u>Guilherme Salas</u>	BRA	Mercedes AMG R	PROAM	2	8	6	2:06.974	0.566	0.566	165.0
3	12	Antonelli MotorSport	ITA	Glauco Solieri	ITA			Lamborghini Huracan Super Trofeo	AM	1	3	3	2:08.779	2.371	1.805	162.7
4	27	Vincenzo Sospiri Racing	ITA	JP Mauro	BRA	<u>Rodolfo Toni</u>	BRA	Lamborghini Huracan Super Trofeo	AM	2	9	7	2:08.897	2.489	0.118	162.6
5	22	Niki Leutwiler / PZ OBERER	CHE	Niki Leutwiler	CHE			Porsche 911 Cup MY 2018	AM	3	9	9	2:09.234	2.826	0.337	162.1
6	32	Three Sixty Racing Team	ESP	<u>Fernando Fortes</u>	BRA	Julio Martini	BRA	Mercedes AMG R	AM	4	9	7	2:09.426	3.018	0.192	161.9
7	18	Teo Martin Motorsport	ESP	Guillem Pujeu	ESP	<u>Faust Salom</u>	ESP	McLaren 570S	SILVER	1	9	8	2:09.647	3.239	0.221	161.6
8	81	Tsunami RT	ITA	Lino Curti	ITA	<u>Carlo Curti</u>	ITA	Porsche 991 Cup gen II MY 2018	PROAM	3	8	8	2:09.735	3.327	0.088	161.5
9	7	Teo Martin Motorsport	ESP	<u>Marc De Fulgencio</u>	ESP	Thiago Vivacqua	BRA	McLaren 570S	SILVER	2	9	7	2:09.739	3.331	0.004	161.5
10	37	EMG Motorsport	BEL	John De Wilde	BEL			Porsche 991 Cup MY 2018	AM	5	9	9	2:09.870	3.462	0.131	161.3
11	11	Duell Race	ITA	Eugenio Pisani	ITA	<u>Michele Merendino</u>	ITA	Porsche 991 Cup MY 2018	SILVER	3	8	8	2:10.056	3.648	0.186	161.1
12	10	Baporo Motorsport	ESP	<u>Daniel Díaz-Varela</u>	ESP	Manel Cerqueda	AND	Audi R8 LMS	AM	6	9	8	2:10.492	4.084	0.436	160.6
13	3	EMG Motorsport	BEL	Nicolas Vandierendonck	BEL	<u>Filip Teunkens</u>	BEL	Porsche 991 Cup MY 2018	AM	7	9	7	2:10.833	4.425	0.341	160.1
14	13	Baporo Motorsport	ESP	<u>Jaume Font</u>	ESP	Joan Vinyes	AND	Porsche 991 Cup MY 2018	AM	8	9	4	2:11.251	4.843	0.418	159.6
15	34	Martinet By Almeras	FRA	<u>Cédric Mezard</u>	FRA	Steeve Hiesse	FRA	Porsche 991 Cup gen II MY 2018	PROAM	4	9	7	2:12.295	5.887	1.044	158.4
16	71	Martinet By Almeras	FRA	<u>Pierre Martinet</u>	FRA	Gérard Tremblay	FRA	Porsche 991 Cup MY2017	AM	9	8	4	2:25.335	18.927	13.040	144.2

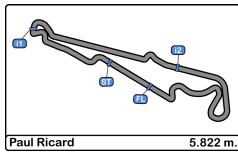
CAR 37 TIME 2:11.160 DISALLOWED TRACK LIMITS AT T 9
 CAR 34 TIME 2:13.633 DISALLOWED TRACK LIMITS AT T 9

Published at:.....

Track Temp: 15.6 °C Air Temp: 10.9 °C Humidity: 53 % Track Status: DRY

Stewards:	Race Director:	Timekeeper:
------------------	-----------------------	--------------------

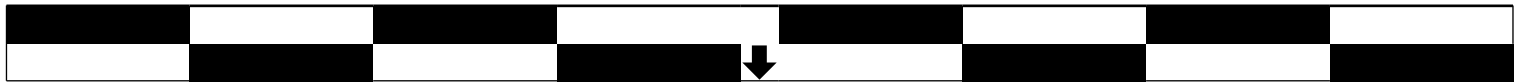




Paul Ricard
GT Cup Open Europe
Race - 2
Starting Grid



16	71	Pierre Martinet	2:25.335	15	34	Cédric Mezard	2:12.295
14	13	Jaume Font	2:11.251	13	3	Filip Teunkens	2:10.833
12	10	Daniel Díaz-Varela	2:10.492	11	11	Michele Merendino	2:10.056
10	37	John De Wilde	2:09.870	9	7	Marc De Fulgencio	2:09.739
8	81	Carlo Curti	2:09.735	7	18	Faust Salom	2:09.647
6	32	Fernando Fortes	2:09.426	5	22	Niki Leutwiler	2:09.234
4	27	Rodolfo Toni	2:08.897	3	12	Glauco Solieri	2:08.779
2	2	Guilherme Salas	2:06.974	1	6	Edoardo Liberati	2:06.408



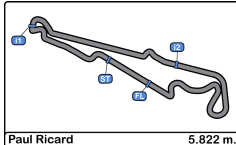
Pole

Published at:.....

Stewards:

Timekeeper:





Paul Ricard
GT Cup Open Europe
Race - 2
Provisional Results



Cls	Nº	Entrant/Team	Nat	Driver 1	Nat	Status	Driver 2	Nat	Status	Vehicle	Cat	Cl	Laps	Total Time	Gap	Interval	Km/h	Best	Time	Km/h
1	12	Antonelli MotorSport	ITA	Glauco Solieri	ITA					Lamborghini Huracan Super	AM	1	25	55:10.972			158.2	21	2:08.310	163.3
2	27	Vincenzo Sospiri Racing	ITA	JP Mauro	BRA		<u>Rodolfo Toni</u>	BRA		Lamborghini Huracan Super	AM	2	25	55:15.502	4.530	4.530	158.0	22	2:08.123	163.5
3	2	Sports and You	PRT	Marcio Basso	BRA		<u>Guilherme Salas</u>	BRA		Mercedes AMG R	PROAM	1	25	55:46.433	35.461	30.931	156.5	14	2:07.981	163.7
4	37	EMG Motorsport	BEL	John De Wilde	BEL					Porsche 991 Cup MY 2018	AM	3	25	55:56.845	45.873	10.412	156.0	6	2:10.152	161.0
5	22	Niki Leutwiler / PZ OBERER	CHE	Niki Leutwiler	CHE					Porsche 911 Cup MY 2018	AM	4	25	55:57.823	46.851	0.978	156.0	16	2:09.860	161.3
6	81	Tsunami RT	ITA	Lino Curti	ITA		<u>Carlo Curti</u>	ITA		Porsche 991 Cup gen II MY	PROAM	2	25	56:02.117	51.145	4.294	155.8	6	2:10.544	160.5
7	11	Duell Race	ITA	Eugenio Pisani	ITA		<u>Michele Merendino</u>	ITA		Porsche 991 Cup MY 2018	SILVER	1	25	56:04.283	53.311	2.166	155.7	22	2:09.756	161.5
8	18	Teo Martin Motorsport	ESP	Guillem Pujeu	ESP		<u>Faust Salom</u>	ESP		McLaren 570S	SILVER	2	25	56:04.970	53.998	0.687	155.7	4	2:10.702	160.3
9	7	Teo Martin Motorsport	ESP	<u>Marc De Fulgencio</u>	ESP		Thiago Vivacqua	BRA		McLaren 570S	SILVER	3	25	56:07.533	56.561	2.563	155.5	18	2:09.991	161.2
10	34	Martinet By Almeras	FRA	<u>Cédric Mezard</u>	FRA		Steeve Hiesse	FRA		Porsche 991 Cup gen II MY	PROAM	3	25	56:09.681	58.709	2.148	155.4	25	2:09.610	161.7
11	10	Baporo Motorsport	ESP	<u>Daniel Díaz-Varela</u>	ESP		Manel Cerqueda	AND		Audi R8 LMS	AM	5	25	56:34.023	1:23.051	24.342	154.3	17	2:10.894	160.1
12	3	EMG Motorsport	BEL	Nicolas Vandierendonck	BEL		<u>Filip Teunkens</u>	BEL		Porsche 991 Cup MY 2018	AM	6	25	56:36.532	1:25.560	2.509	154.2	10	2:11.332	159.5
13	32	Three Sixty Racing Team	ESP	<u>Fernando Fortes</u>	BRA		Julio Martini	BRA		Mercedes AMG R	AM	7	25	57:11.066	2:00.094	34.534	152.7	12	2:10.347	160.7
14	71	Martinet By Almeras	FRA	<u>Pierre Martinet</u>	FRA		Gérard Tremblay	FRA		Porsche 991 Cup MY2017	AM	8	23	55:40.836	2 Laps	2 Laps	144.2	15	2:16.114	153.9
Not classified: (Requirements: 75% of number laps of leader = 19 Laps)																				
	13	Baporo Motorsport	ESP	<u>Jaume Font</u>	ESP		Joan Vinyes	AND		Porsche 991 Cup MY 2018	AM	9	15	35:05.634	10 Laps	8 Laps	149.3	9	2:11.245	159.6
	6	Vincenzo Sospiri Racing	ITA	Hans-Peter Koller	CHE		<u>Edoardo Liberati</u>	ITA		Lamborghini Huracan Super	PROAM	4	10	26:12.759	15 Laps	5 Laps	133.2	2	2:07.434	164.4

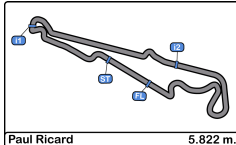
Fastest lap Koller - Liberati in 2:07.434 at 164.5 Km/h in lap 2

Published at:.....

Track Temp: 32.7 °C Air Temp: 14.2 °C Humidity: 42 % Track Status: DRY

Stewards:	Race Director:	Timekeeper:
------------------	-----------------------	--------------------





Paul Ricard
GT Cup Open Europe
Race - 2
Provisional Results by Class



Cls	Nº	Entrant/Team	Nat	Driver 1	Nat	Status	Driver 2	Nat	Status	Vehicle	Cat	Cl	Laps	Total Time	Gap	Interval	Km/h	Best	Time	Km/h
PROAM																				
1	2	Sports and You	PRT	Marcio Basso	BRA		<u>Guilherme Salas</u>	BRA		Mercedes AMG R	PROAM	1	25	55:46.433			156.5	14	2:07.981	163.7
2	81	Tsunami RT	ITA	Lino Curti	ITA		<u>Carlo Curti</u>	ITA		Porsche 991 Cup gen II M	PROAM	2	25	56:02.117	51.145	15.684	155.8	6	2:10.544	160.5
3	34	Martinet By Almeras	FRA	<u>Cédric Mezard</u>	FRA		Steeve Hiesse	FRA		Porsche 991 Cup gen II M	PROAM	3	25	56:09.681	58.709	7.564	155.4	25	2:09.610	161.7
Not classified: (Requirements: 75% of number laps of leader = 19 Laps)																				
6		Vincenzo Sospiri Racing	ITA	Hans-Peter Koller	CHE		<u>Edoardo Liberati</u>	ITA		Lamborghini Huracan Sup	PROAM	4	10	26:12.759	15 Laps	15 Laps	133.2	2	2:07.434	164.4
SILVER																				
1	11	Duell Race	ITA	Eugenio Pisani	ITA		<u>Michele Merendino</u>	ITA		Porsche 991 Cup MY 201	SILVER	1	25	56:04.283			155.7	22	2:09.756	161.5
2	18	Teo Martin Motorsport	ESP	Guillem Pujeu	ESP		<u>Faust Salom</u>	ESP		McLaren 570S	SILVER	2	25	56:04.970	53.998	0.687	155.7	4	2:10.702	160.3
3	7	Teo Martin Motorsport	ESP	<u>Marc De Fulgencio</u>	ESP		Thiago Vivacqua	BRA		McLaren 570S	SILVER	3	25	56:07.533	56.561	2.563	155.5	18	2:09.991	161.2
AM																				
1	12	Antonelli MotorSport	ITA	Glauco Solieri	ITA					Lamborghini Huracan Sup	AM	1	25	55:10.972			158.2	21	2:08.310	163.3
2	27	Vincenzo Sospiri Racing	ITA	JP Mauro	BRA		<u>Rodolfo Toni</u>	BRA		Lamborghini Huracan Sup	AM	2	25	55:15.502	4.530	4.530	158.0	22	2:08.123	163.5
3	37	EMG Motorsport	BEL	John De Wilde	BEL					Porsche 991 Cup MY 201	AM	3	25	55:56.845	45.873	41.343	156.0	6	2:10.152	161.0
4	22	Niki Leutwiler / PZ OBERER	CHE	Niki Leutwiler	CHE					Porsche 911 Cup MY 201	AM	4	25	55:57.823	46.851	0.978	156.0	16	2:09.860	161.3
5	10	Baporo Motorsport	ESP	<u>Daniel Díaz-Varela</u>	ESP		Manel Cerqueda	AND		Audi R8 LMS	AM	5	25	56:34.023	1:23.051	36.200	154.3	17	2:10.894	160.1
6	3	EMG Motorsport	BEL	Nicolas Vandierendonck	BEL		<u>Filip Teunkens</u>	BEL		Porsche 991 Cup MY 201	AM	6	25	56:36.532	1:25.560	2.509	154.2	10	2:11.332	159.5
7	32	Three Sixty Racing Team	ESP	<u>Fernando Fortes</u>	BRA		Julio Martini	BRA		Mercedes AMG R	AM	7	25	57:11.066	2:00.094	34.534	152.7	12	2:10.347	160.7
8	71	Martinet By Almeras	FRA	<u>Pierre Martinet</u>	FRA		Gérard Tremblay	FRA		Porsche 991 Cup MY2017	AM	8	23	55:40.836	2 Laps	2 Laps	144.2	15	2:16.114	153.9
Not classified: (Requirements: 75% of number laps of leader = 19 Laps)																				
13		Baporo Motorsport	ESP	<u>Jaume Font</u>	ESP		Joan Vinyes	AND		Porsche 991 Cup MY 201	AM	9	15	35:05.634	10 Laps	8 Laps	149.3	9	2:11.245	159.6

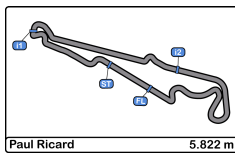
Fastest lap Koller - Liberati in 2:07.434 at 164.5 Km/h in lap 2

Published at:.....

Track Temp: 32.7 °C Air Temp: 14.2 °C Humidity: 42 % Track Status: DRY

Stewards:	Race Director:	Timekeeper:
------------------	-----------------------	--------------------





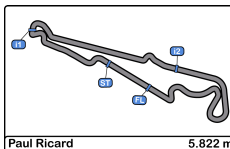
Paul Ricard
GT Cup Open Europe
Race - 2



Provisional Classification by Driver Fastest Lap

Cl	N°	Entrant/Team	Nat	Vehicle	Driver	Nat	Status	Cat	Cl	Laps	Best	Time	Gap	Interval	Km/h
1	6	Vincenzo Sospiri Racing	ITA	Lamborghini Huracan Su	Edoardo Liberati	ITA		PROAM	1	10	2	2:07.434			164.4
2	2	Sports and You	PRT	Mercedes AMG R	Guilherme Salas	BRA		PROAM	2	15	14	2:07.981	0.547	0.547	163.7
3	27	Vincenzo Sospiri Racing	ITA	Lamborghini Huracan Su	JP Mauro	BRA		AM	1	14	11	2:08.123	0.689	0.142	163.5
4	12	Antonelli MotorSport	ITA	Lamborghini Huracan Su	Glauco Solieri	ITA		AM	2	25	21	2:08.310	0.876	0.187	163.3
5	27	Vincenzo Sospiri Racing	ITA	Lamborghini Huracan Su	Rodolfo Toni	BRA		AM	3	11	6	2:08.558	1.124	0.248	163.0
6	34	Martinet By Almeras	FRA	Porsche 991 Cup gen II	Steeve Hiesse	FRA		PROAM	3	15	15	2:09.610	2.176	1.052	161.7
7	11	Duell Race	ITA	Porsche 991 Cup MY 201	Eugenio Pisani	ITA		SILVER	1	14	11	2:09.756	2.322	0.146	161.5
8	22	Niki Leutwiler / PZ OBERER Z	CHE	Porsche 911 Cup MY 201	Niki Leutwiler	CHE		AM	4	25	16	2:09.860	2.426	0.104	161.3
9	7	Teo Martin Motorsport	ESP	McLaren 570S	Thiago Vivacqua	BRA		SILVER	2	13	6	2:09.991	2.557	0.131	161.2
10	37	EMG Motorsport	BEL	Porsche 991 Cup MY 201	John De Wilde	BEL		AM	5	25	6	2:10.152	2.718	0.161	161.0
11	32	Three Sixty Racing Team	ESP	Mercedes AMG R	Fernando Fortes	BRA		AM	6	14	12	2:10.347	2.913	0.195	160.7
12	81	Tsunami RT	ITA	Porsche 991 Cup gen II	Carlo Curti	ITA		PROAM	4	13	6	2:10.544	3.110	0.197	160.5
13	81	Tsunami RT	ITA	Porsche 991 Cup gen II	Lino Curti	ITA		PROAM	5	12	7	2:10.552	3.118	0.008	160.5
14	18	Teo Martin Motorsport	ESP	McLaren 570S	Faust Salom	ESP		SILVER	3	13	4	2:10.702	3.268	0.150	160.3
15	7	Teo Martin Motorsport	ESP	McLaren 570S	Marc De Fulgencio	ESP		SILVER	4	12	9	2:10.763	3.329	0.061	160.2
16	18	Teo Martin Motorsport	ESP	McLaren 570S	Guillem Pujeu	ESP		SILVER	5	12	6	2:10.837	3.403	0.074	160.1
17	10	Baporo Motorsport	ESP	Audi R8 LMS	Manel Cerqueda	AND		AM	7	13	5	2:10.894	3.460	0.057	160.1
18	10	Baporo Motorsport	ESP	Audi R8 LMS	Daniel Díaz-Varela	ESP		AM	8	12	2	2:10.994	3.560	0.100	160.0
19	11	Duell Race	ITA	Porsche 991 Cup MY 201	Michele Merendino	ITA		SILVER	6	11	6	2:11.027	3.593	0.033	159.9
20	13	Baporo Motorsport	ESP	Porsche 991 Cup MY 201	Jaume Font	ESP		AM	9	11	9	2:11.245	3.811	0.218	159.6
21	3	EMG Motorsport	BEL	Porsche 991 Cup MY 201	Filip Teunkens	BEL		AM	10	14	10	2:11.332	3.898	0.087	159.5
22	3	EMG Motorsport	BEL	Porsche 991 Cup MY 201	Nicolas Vandierendo	BEL		AM	11	11	8	2:11.387	3.953	0.055	159.5
23	13	Baporo Motorsport	ESP	Porsche 991 Cup MY 201	Joan Vinyes	AND		AM	12	4	2	2:11.531	4.097	0.144	159.3
24	34	Martinet By Almeras	FRA	Porsche 991 Cup gen II	Cédric Mezard	FRA		PROAM	6	10	6	2:11.638	4.204	0.107	159.2
25	2	Sports and You	PRT	Mercedes AMG R	Marcio Basso	BRA		PROAM	7	10	3	2:12.774	5.340	1.136	157.8
26	32	Three Sixty Racing Team	ESP	Mercedes AMG R	Julio Martini	BRA		AM	13	11	5	2:15.031	7.597	2.257	155.2
27	71	Martinet By Almeras	FRA	Porsche 991 Cup MY201	Gérard Tremblay	FRA		AM	14	13	5	2:16.114	8.680	1.083	153.9
28	71	Martinet By Almeras	FRA	Porsche 991 Cup MY201	Pierre Martinet	FRA		AM	15	10	4	2:22.245	14.811	6.131	147.3



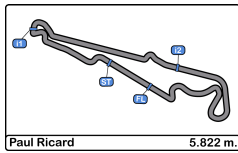


Paul Ricard
GT Cup Open Europe
Race - 2
Distance and Speed Average



Cls	Nº	Entrant/Team	Nat	Driver 1	Nat	Status	Driver 2	Nat	Status	Vehicle	Cat	Cls	Laps	Distance	Total Time	Km/h
1	12	Antonelli MotorSport	ITA	Glauco Solieri	ITA					Lamborghini Huracan Supe	AM	1	25	145.55	55:10.972	158.2
2	27	Vincenzo Sospiri Racing	ITA	JP Mauro	BRA		<u>Rodolfo Toni</u>	BRA		Lamborghini Huracan Supe	AM	2	25	145.55	55:15.502	158.0
3	2	Sports and You	PRT	Marcio Basso	BRA		<u>Guilherme Salas</u>	BRA		Mercedes AMG R	PROAM	1	25	145.55	55:46.433	156.5
4	37	EMG Motorsport	BEL	John De Wilde	BEL					Porsche 991 Cup MY 2018	AM	3	25	145.55	55:56.845	156.0
5	22	Niki Leutwiler / PZ OBERER Z	CHE	Niki Leutwiler	CHE					Porsche 911 Cup MY 2018	AM	4	25	145.55	55:57.823	156.0
6	81	Tsunami RT	ITA	Lino Curti	ITA		<u>Carlo Curti</u>	ITA		Porsche 991 Cup gen II M	PROAM	2	25	145.55	56:02.117	155.8
7	11	Duell Race	ITA	Eugenio Pisani	ITA		<u>Michele Merendino</u>	ITA		Porsche 991 Cup MY 2018	SILVER	1	25	145.55	56:04.283	155.7
8	18	Teo Martin Motorsport	ESP	Guillem Pujeu	ESP		<u>Faust Salom</u>	ESP		McLaren 570S	SILVER	2	25	145.55	56:04.970	155.7
9	7	Teo Martin Motorsport	ESP	<u>Marc De Fulgencio</u>	ESP		Thiago Vivacqua	BRA		McLaren 570S	SILVER	3	25	145.55	56:07.533	155.5
10	34	Martinet By Almeras	FRA	<u>Cédric Mezard</u>	FRA		Steeve Hiesse	FRA		Porsche 991 Cup gen II M	PROAM	3	25	145.55	56:09.681	155.4
11	10	Baporo Motorsport	ESP	<u>Daniel Díaz-Varela</u>	ESP		Manel Cerqueda	AND		Audi R8 LMS	AM	5	25	145.55	56:34.023	154.3
12	3	EMG Motorsport	BEL	Nicolas Vandierendonck	BEL		<u>Filip Teunkens</u>	BEL		Porsche 991 Cup MY 2018	AM	6	25	145.55	56:36.532	154.2
13	32	Three Sixty Racing Team	ESP	<u>Fernando Fortes</u>	BRA		Julio Martini	BRA		Mercedes AMG R	AM	7	25	145.55	57:11.066	152.7
14	71	Martinet By Almeras	FRA	<u>Pierre Martinet</u>	FRA		Gérard Tremblay	FRA		Porsche 991 Cup MY2017	AM	8	23	133.90	55:40.836	144.2
Not classified: (Requirements: 75% of number laps of leader = 19 Laps)																
	13	Baporo Motorsport	ESP	<u>Jaume Font</u>	ESP		Joan Vinyes	AND		Porsche 991 Cup MY 2018	AM	9	15	87.33	35:05.634	149.3
	6	Vincenzo Sospiri Racing	ITA	Hans-Peter Koller	CHE		<u>Edoardo Liberati</u>	ITA		Lamborghini Huracan Supe	PROAM	4	10	58.22	26:12.759	133.2



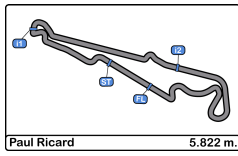


Paul Ricard
GT Cup Open Europe
Race - 2
Lap Analysis



2							6													
1 Marcio Basso Mercedes AMG R							1 Hans-Peter Koller Lamborghini Huracan Super Trofeo Evo													
PROAM							PROAM													
2 Guilherme Salas Sports and You							2 Edoardo Liberati Vincenzo Sospiri Racing													
Lap	D	Time	Sector 1	Sector 2	Sector 3	T. Spd	Elapsed	Lap	D	Time	Sector 1	Sector 2	Sector 3	T. Spd	Elapsed					
1	2	2:12.095	38.714	38.654	54.727	229.2	2:12.095	1	2	2:10.408	38.423	38.061	53.924	229.7	2:10.408					
2	2	2:08.483	35.350	38.491	54.642	242.6	4:20.578	2	2	2:07.434	35.349	37.820	54.265	241.6	4:17.842					
3	2	2:08.012	35.241	38.173	54.598	240.0	6:28.590	3	2	2:07.851	35.482	38.155	54.214	234.7	6:25.693					
4	2	2:08.240	35.255	38.160	54.825	241.0	8:36.830	4	2	2:07.934	35.154	38.038	54.742	240.5	8:33.627					
5	2	2:08.146	35.328	38.296	54.522	240.5	10:44.976	5	2	2:07.980	35.311	38.249	54.420	239.4	10:41.607					
6	2	2:08.105	35.388	38.152	54.565	238.4	12:53.081	6	2	2:07.865	35.433	38.096	54.336	235.2	12:49.472					
7	2	2:08.724	35.486	38.161	55.077	241.0	15:01.805	7	2	2:07.773	35.430	38.012	54.331	237.3	14:57.245					
8	2	2:08.384	35.207	38.353	54.824	240.5	17:10.189	8	2	2:08.428	35.628	38.417	54.383	234.2	17:05.673					
9	2	2:08.732	35.262	38.287	55.183	241.0	19:18.921	9	2	2:32.961 P	35.309	38.304	1:19.348	240.5	19:38.634					
10	2	2:08.635	35.606	38.371	54.658	242.1	21:27.556	10	2	6:34.125 P	4:26.013	49.714	1:18.398		26:12.759					
11	2	2:08.339	35.267	38.260	54.812	241.0	23:35.895	7 1 Marc De Fulgencio McLaren 570S												
12	2	2:08.402	35.391	38.408	54.603	241.0	25:44.297								2 Thiago Vivacqua Teo Martin Motorsport					
13	2	2:08.220	35.173	38.249	54.798	242.1	27:52.517	Lap	D	Time	Sector 1	Sector 2	Sector 3	T. Spd	Elapsed					
14	2	2:07.981	35.134	38.186	54.661	243.2	30:00.498	1	1	2:20.573	43.510	39.776	57.287	239.4	2:20.573					
15	2	3:10.274 P	36.223	38.558	1:55.493	243.2	33:10.772	2	1	2:11.236	36.036	38.965	56.235	250.0	4:31.809					
16	1	2:28.943	52.193	39.589	57.161		35:39.715	3	1	2:11.404	35.908	38.831	56.665	248.8	6:43.213					
17	1	2:13.012	36.542	39.361	57.109	240.0	37:52.727	4	1	2:12.361	36.767	39.233	56.361	247.7	8:55.574					
18	1	2:12.774	36.406	39.639	56.729	240.5	40:05.501	5	1	2:12.664	36.023	38.861	57.780	247.7	11:08.238					
19	1	2:14.078	37.465	39.564	57.049	240.0	42:19.579	6	1	2:11.173	36.134	38.852	56.187	246.0	13:19.411					
20	1	2:14.945	36.963	39.844	58.138	238.4	44:34.524	7	1	2:11.700	36.235	39.118	56.347	248.8	15:31.111					
21	1	2:13.945	36.756	40.031	57.158	241.6	46:48.469	8	1	2:11.184	36.193	38.695	56.296	246.5	17:42.295					
22	1	2:12.871	36.789	39.409	56.673	241.6	49:01.340	9	1	2:10.763	35.991	38.673	56.099	248.2	19:53.058					
23	1	2:13.648	36.864	39.566	57.218	241.0	51:14.988	10	1	2:11.439	35.859	39.023	56.557	248.2	22:04.497					
24	1	2:14.321	37.046	39.578	57.697	240.0	53:29.309	11	1	2:11.437	36.242	38.913	56.282	247.1	24:15.934					
25	1	2:17.124	37.697	40.135	59.292	241.0	55:46.433	12	1	2:17.701 P	35.970	38.761	1:02.970	248.2	26:33.635					
3 1 Nicolas Vandierendonck Porsche 991 Cup MY 2018							2 Filip Teunkens EMG Motorsport							13	2	3:24.311	1:47.637	39.556	57.118	29:57.946
														14	2	2:11.450	36.446	38.979	56.025	243.2
Lap	D	Time	Sector 1	Sector 2	Sector 3	T. Spd	Elapsed	15	2	2:11.804	36.261	38.974	56.569	246.5	34:21.200					
1	2	2:23.267	44.547	41.893	56.827	222.2	2:23.267	16	2	2:10.934	36.141	38.886	55.907	248.2	36:32.134					
2	2	2:13.202	36.575	39.487	57.140	238.4	4:36.469	17	2	2:11.041	36.090	38.854	56.097	249.4	38:43.175					
3	2	2:12.040	36.582	39.372	56.086	235.2	6:48.509	18	2	2:09.991	35.660	38.560	55.771	248.2	40:53.166					
4	2	2:13.993	36.954	39.493	57.546	236.3	9:02.502	19	2	2:10.251	35.867	38.643	55.741	246.5	43:03.417					
5	2	2:12.797	36.181	40.139	56.477	235.8	11:15.299	20	2	2:10.775	35.921	38.761	56.093	246.5	45:14.192					
6	2	2:11.426	36.429	39.011	55.986	233.2	13:26.725	21	2	2:10.483	35.855	38.875	55.753	247.7	47:24.675					
7	2	2:11.911	36.394	39.147	56.370	236.3	15:38.636	22	2	2:10.631	35.891	38.891	55.849	248.2	49:35.306					
8	2	2:11.904	36.161	39.172	56.571	235.8	17:50.540	23	2	2:10.586	35.804	38.941	55.841	246.5	51:45.892					
9	2	2:11.364	36.315	38.991	56.058	236.8	20:01.904	24	2	2:10.385	35.780	38.857	55.748	247.1	53:56.277					
10	2	2:11.332	36.319	39.215	55.798	236.8	22:13.236	25	2	2:11.256	36.377	39.048	55.831	245.4	56:07.533					
11	2	2:12.071	36.412	39.369	56.290	237.3	24:25.307													
12	2	2:11.964	36.356	39.219	56.389	235.2	26:37.271													
13	2	2:11.342	36.302	38.984	56.056	234.2	28:48.613													
14	2	2:21.451 P	36.883	39.496	1:05.072	231.7	31:10.064													
15	1	3:20.654	1:43.363	40.824	56.467		34:30.718													
16	1	2:15.434	36.703	39.790	58.941	235.2	36:46.152													
17	1	2:14.590	37.859	40.282	56.449	233.2	39:00.742													
18	1	2:12.161	36.469	39.587	56.105	234.7	41:12.903													
19	1	2:12.698	36.404	39.878	56.416	233.2	43:25.601													
20	1	2:13.348	37.185	39.866	56.297	235.8	45:38.949													
21	1	2:11.485	36.290	39.261	55.934	236.3	47:50.434													
22	1	2:11.387	36.118	39.310	55.959	236.3	50:01.821													
23	1	2:11.464	36.193	39.385	55.886	234.7	52:13.285													
24	1	2:11.429	36.313	39.247	55.869	236.3	54:24.714													
25	1	2:11.818	36.222	39.344	56.252	235.2	56:36.532													





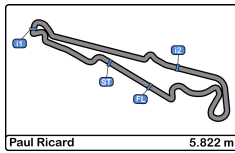
Paul Ricard
GT Cup Open Europe
Race - 2
Lap Analysis



10							12								
AM							AM								
1 Daniel Díaz-Varela Audi R8 LMS							1 Glauco Solieri Lamborghini Huracan Super Trofeo Evo								
2 Manel Cerqueda Baporo Motorsport							2 Antonelli MotorSport								
Lap	D	Time	Sector 1	Sector 2	Sector 3	T. Spd	Elapsed	Lap	D	Time	Sector 1	Sector 2	Sector 3	T. Spd	Elapsed
1	1	2:21.907	43.811	40.304	57.792	225.4	2:21.907	1	1	2:13.830	39.944	38.557	55.329	230.7	2:13.830
2	1	2:10.994	36.102	39.073	55.819	234.2	4:32.901	2	1	2:08.957	35.736	38.493	54.728	242.6	4:22.787
3	1	2:11.791	36.204	39.289	56.298	236.8	6:44.692	3	1	2:08.972	35.566	38.373	55.033	238.9	6:31.759
4	1	2:11.898	36.118	39.263	56.517	236.3	8:56.590	4	1	2:09.317	35.750	38.358	55.209	241.0	8:41.076
5	1	2:12.251	36.308	39.300	56.643	236.3	11:08.841	5	1	2:09.414	35.772	38.535	55.107	237.8	10:50.490
6	1	2:11.099	36.153	38.975	55.971	233.7	13:19.940	6	1	2:09.628	35.784	38.546	55.298	236.8	13:00.118
7	1	2:11.742	36.242	39.129	56.371	235.2	15:31.682	7	1	2:08.934	35.991	38.196	54.747	238.9	15:09.052
8	1	2:12.205	36.284	39.380	56.541	233.7	17:43.887	8	1	2:09.195	35.572	38.372	55.251	239.4	17:18.247
9	1	2:12.663	37.326	39.146	56.191	232.7	19:56.550	9	1	2:09.546	35.791	38.618	55.137	238.4	19:27.793
10	1	2:11.972	36.276	39.367	56.329	235.2	22:08.522	10	1	2:10.439	36.114	38.779	55.546	238.9	21:38.232
11	1	2:11.956	36.258	39.209	56.489	234.2	24:20.478	11	1	3:00.207 P	36.146	38.813	1:45.248	240.0	24:38.439
12	1	2:18.238 P	36.488	39.166	1:02.584	233.2	26:38.716	12	1	2:32.203	57.936	38.933	55.334		27:10.642
13	2	3:19.767	1:42.117	40.787	56.863		29:58.483	13	2	2:09.680	35.989	38.492	55.199	238.9	29:20.322
14	2	2:13.205	37.486	39.146	56.573	235.8	32:11.688	14	2	2:09.576	35.667	38.497	55.412	237.8	31:29.898
15	2	2:12.155	36.778	39.442	55.935	236.8	34:23.843	15	2	2:09.848	35.844	38.544	55.460	239.4	33:39.746
16	2	2:10.930	36.241	39.047	55.642	235.8	36:34.773	16	2	2:09.189	35.787	38.205	55.197	239.4	35:48.935
17	2	2:10.894	36.066	39.113	55.715	235.8	38:45.667	17	2	2:09.426	35.789	38.386	55.251	240.5	37:58.361
18	2	2:11.137	36.321	39.344	55.472	236.3	40:56.804	18	2	2:08.453	35.621	38.152	54.680	242.1	40:06.814
19	2	2:28.607	36.126	38.965	1:13.516	235.8	43:25.411	19	2	2:09.645	35.908	38.405	55.332	243.2	42:16.459
20	2	2:11.840	36.580	39.364	55.896	233.7	45:37.251	20	2	2:09.157	36.137	38.215	54.805	238.4	44:25.616
21	2	2:11.047	36.399	39.115	55.533	235.2	47:48.298	21	2	2:08.310	35.294	38.222	54.794	241.0	46:33.926
22	2	2:11.486	36.612	38.999	55.875	235.8	49:59.784	22	2	2:08.975	35.276	38.808	54.891	241.6	48:42.901
23	2	2:11.287	36.318	39.072	55.897	234.7	52:11.071	23	2	2:08.716	35.498	38.175	55.043	241.6	50:51.617
24	2	2:11.444	36.271	39.094	56.079	235.8	54:22.515	24	2	2:09.251	35.786	38.434	55.031	239.4	53:00.868
25	2	2:11.508	36.415	39.161	55.932	234.7	56:34.023	25	2	2:10.104	35.899	38.504	55.701	241.6	55:10.972

11							13								
SILVER							AM								
1 Eugenio Pisani Porsche 991 Cup MY 2018							1 Jaume Font Porsche 991 Cup MY 2018								
2 Michele Merendino Duell Race							2 Joan Vinyes Baporo Motorsport								
Lap	D	Time	Sector 1	Sector 2	Sector 3	T. Spd	Elapsed	Lap	D	Time	Sector 1	Sector 2	Sector 3	T. Spd	Elapsed
1	2	2:22.622	44.147	42.055	56.420	225.4	2:22.622	1	1	2:23.686	44.204	42.084	57.398	223.6	2:23.686
2	2	2:12.030	36.434	39.241	56.355	236.8	4:34.652	2	1	2:13.233	36.546	39.344	57.343	237.3	4:36.919
3	2	2:11.209	36.189	38.981	56.039	235.2	6:45.861	3	1	2:12.001	36.511	39.474	56.016	234.2	6:48.920
4	2	2:11.519	36.065	39.160	56.294	236.3	8:57.380	4	1	2:12.617	36.930	39.630	56.057	235.8	9:01.537
5	2	2:11.920	36.301	38.824	56.795	235.8	11:09.300	5	1	2:11.604	36.147	39.402	56.055	233.7	11:13.141
6	2	2:11.027	36.456	38.868	55.703	234.7	13:20.327	6	1	2:12.449	36.439	39.898	56.112	231.7	13:25.590
7	2	2:12.885	36.710	39.290	56.885	237.3	15:33.212	7	1	2:12.345	36.619	39.602	56.124	233.2	15:37.935
8	2	2:11.741	36.557	39.186	55.998	234.2	17:44.953	8	1	2:12.046	36.429	39.428	56.189	231.7	17:49.981
9	2	2:12.170	36.607	39.338	56.225	235.8	19:57.123	9	1	2:11.245	36.218	39.189	55.838	233.7	20:01.226
10	2	2:11.942	36.385	39.336	56.221	236.8	22:09.065	10	1	2:11.831	36.326	39.449	56.056	233.2	22:13.057
11	2	2:18.187 P	36.276	39.225	1:02.686	235.8	24:27.252	11	1	2:19.344 P	36.308	39.355	1:03.681	234.7	24:32.401
12	1	3:19.065	1:44.468	38.932	55.665		27:46.317	12	2	3:15.777	1:40.499	39.353	55.925		27:48.178
13	1	2:12.017	35.911	39.270	56.836	233.2	29:58.334	13	2	2:11.531	36.484	39.260	55.787	233.7	29:59.709
14	1	2:11.594	36.947	38.804	55.843	231.2	32:09.928	14	2	2:12.987	37.450	39.134	56.403	232.2	32:12.696
15	1	2:10.542	36.268	38.971	55.303	234.7	34:20.470	15	2	2:52.938 P	36.381	57.466	1:19.091	236.8	35:05.634
16	1	2:11.005	36.124	38.956	55.925	233.7	36:31.475								
17	1	2:10.574	35.932	39.002	55.640	234.7	38:42.049								
18	1	2:09.808	35.866	38.745	55.197	235.2	40:51.857								
19	1	2:10.298	35.850	38.936	55.512	234.7	43:02.155								
20	1	2:10.296	35.965	38.739	55.592	234.7	45:12.451								
21	1	2:10.081	35.840	38.824	55.417	235.2	47:22.532								
22	1	2:09.756	35.720	38.657	55.379	236.8	49:32.288								
23	1	2:10.398	35.761	38.595	56.042	236.3	51:42.686								
24	1	2:10.976	35.915	39.512	55.549	237.3	53:53.662								
25	1	2:10.621	35.896	39.220	55.505	237.3	56:04.283								





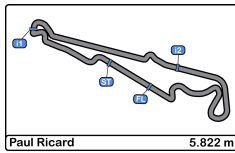
Paul Ricard
GT Cup Open Europe
Race - 2
Lap Analysis



18							27								
1 Guilleme Pujeu			McLaren 570S				1 JP Mauro			Lamborghini Huracan Super Trofeo Evo					
SILVER			Teo Martin Motorsport				AM			Vincenzo Sospiri Racing					
2 Faust Salom							2 Rodolfo Toni								
Lap	D	Time	Sector 1	Sector 2	Sector 3	T. Spd	Elapsed	Lap	D	Time	Sector 1	Sector 2	Sector 3	T. Spd	Elapsed
1	2	2:20.227	42.999	40.107	57.121	223.6	2:20.227	1	2	2:18.295	41.175	41.383	55.737	219.0	2:18.295
2	2	2:11.325	35.775	39.290	56.260	249.4	4:31.552	2	2	2:10.693	36.234	38.982	55.477	241.6	4:28.988
3	2	2:11.350	35.779	39.391	56.180	246.5	6:42.902	3	2	2:09.893	35.856	39.025	55.012	241.0	6:38.881
4	2	2:10.702	35.744	38.982	55.976	246.5	8:53.604	4	2	2:09.219	35.604	38.796	54.819	242.1	8:48.100
5	2	2:11.358	35.958	39.088	56.312	247.1	11:04.962	5	2	2:09.386	35.579	38.935	54.872	239.4	10:57.486
6	2	2:10.826	35.868	38.853	56.105	246.0	13:15.788	6	2	2:08.558	35.805	38.385	54.368	237.3	13:06.044
7	2	2:11.530	36.074	39.205	56.251	246.5	15:27.318	7	2	2:09.017	35.483	38.282	55.252	240.0	15:15.061
8	2	2:10.836	35.748	38.838	56.250	244.8	17:38.154	8	2	2:09.434	35.748	38.902	54.784	238.4	17:24.495
9	2	2:11.611	36.095	39.385	56.131	244.8	19:49.765	9	2	2:09.427	35.347	38.453	55.627	242.1	19:33.922
10	2	2:11.001	35.921	39.124	55.956	246.5	22:00.766	10	2	2:09.999	35.814	38.943	55.242	240.5	21:43.921
11	2	2:11.229	36.008	39.346	55.875	246.0	24:11.995	11	2	2:19.237 P	36.109	38.860	1:04.268	241.0	24:03.158
12	2	2:11.189	35.721	39.023	56.445	247.1	26:23.184	12	1	3:19.944	1:47.353	38.150	54.441		27:23.102
13	2	2:17.711 P	35.695	38.912	1:03.104	247.1	28:40.895	13	1	2:08.779	35.828	38.142	54.809	240.5	29:31.881
14	1	3:18.905	1:43.447	39.026	56.432		31:59.800	14	1	2:08.371	35.655	38.080	54.636	238.9	31:40.252
15	1	2:11.836	36.064	39.378	56.394	246.0	34:11.636	15	1	2:08.689	35.630	38.374	54.685	242.6	33:48.941
16	1	2:11.328	36.129	38.964	56.235	247.7	36:22.964	16	1	2:08.472	35.673	38.256	54.543	242.6	35:57.413
17	1	2:12.037	36.114	38.842	57.081	247.7	38:35.001	17	1	2:08.327	35.431	38.124	54.772	242.1	38:05.740
18	1	2:11.274	36.747	38.799	55.728	239.4	40:46.275	18	1	2:08.419	35.444	38.361	54.614	241.0	40:14.159
19	1	2:10.837	35.688	38.921	56.228	250.5	42:57.112	19	1	2:08.409	35.542	38.389	54.478	240.5	42:22.568
20	1	2:11.816	35.935	39.550	56.331	247.7	45:08.928	20	1	2:08.603	35.454	38.603	54.546	239.4	44:31.171
21	1	2:11.121	35.921	38.962	56.238	247.7	47:20.049	21	1	2:08.181	35.271	38.346	54.564	243.7	46:39.352
22	1	2:11.072	36.082	38.923	56.067	248.2	49:31.121	22	1	2:08.123	35.275	38.165	54.683	243.7	48:47.475
23	1	2:11.131	35.803	38.893	56.435	247.1	51:42.252	23	1	2:09.760	36.281	38.425	55.054	243.7	50:57.235
24	1	2:11.047	35.982	38.897	56.168	248.2	53:53.299	24	1	2:09.072	35.832	38.624	54.616	242.6	53:06.307
25	1	2:11.671	35.957	39.115	56.599	247.7	56:04.970	25	1	2:09.195	35.765	38.386	55.044	244.8	55:15.502

22							32								
1 Niki Leutwiler			Porsche 911 Cup MY 2018				1 Fernando Fortes			Mercedes AMG R					
AM			Niki Leutwiler / PZ OBERER ZURICKSEE by TFT				AM			Three Sixty Racing Team					
2							2 Julio Martini								
Lap	D	Time	Sector 1	Sector 2	Sector 3	T. Spd	Elapsed	Lap	D	Time	Sector 1	Sector 2	Sector 3	T. Spd	Elapsed
1		2:18.973	41.238	41.789	55.946	225.9	2:18.973	1	1	2:17.854	41.967	40.146	55.741	228.8	2:17.854
2		2:11.025	36.012	39.521	55.492	234.2	4:29.998	2	1	2:10.709	36.102	38.993	55.614		4:28.563
3		2:10.591	36.047	38.966	55.578	233.2	6:40.589	3	1	2:10.940	35.938	38.988	56.014		6:39.503
4		2:10.197	36.068	38.898	55.231	232.7	8:50.786	4	1	2:10.726	36.268	38.997	55.461		8:50.229
5		2:20.343	35.922	39.432	1:04.989	233.2	11:11.129	5	1	2:13.730	36.133	40.258	57.339		11:03.959
6		2:11.086	36.526	39.048	55.512	232.7	13:22.215	6	1	2:10.577	36.042	38.816	55.719		13:14.536
7		2:10.827	36.063	38.883	55.881	234.2	15:33.042	7	1	2:11.288	36.264	39.101	55.923		15:25.824
8		2:10.935	36.033	39.083	55.819	233.7	17:43.977	8	1	2:10.863	36.099	38.915	55.849		17:36.687
9		2:11.301	36.609	38.978	55.714	235.8	19:55.278	9	1	2:11.053	36.088	39.378	55.587		19:47.740
10		2:10.716	36.131	39.133	55.452	236.3	22:05.994	10	1	2:11.456	36.108	39.274	56.074	232.7	21:59.196
11		2:10.468	35.797	38.820	55.851	234.7	24:16.462	11	1	2:11.477	36.491	39.264	55.722		24:10.673
12		2:10.839	36.019	38.943	55.877	236.3	26:27.301	12	1	2:10.347	35.971	38.954	55.422		26:21.020
13		2:10.264	35.979	39.058	55.227	234.2	28:37.565	13	1	2:11.716	35.917	39.094	56.705		28:32.736
14		2:18.402 P	36.393	39.097	1:02.912	232.2	30:55.967	14	1	2:20.534 P	36.268	38.962	1:05.304		30:53.270
15		3:18.058	1:43.914	39.165	54.979		34:14.025	15	2	3:35.329	1:54.896	41.779	58.654		34:28.599
16		2:09.860	35.711	38.905	55.244	234.2	36:23.885	16	2	2:17.553	38.181	40.166	59.206	236.3	36:46.152
17		2:10.970	36.240	38.840	55.890	235.8	38:34.855	17	2	2:18.711	38.843	41.943	57.925	238.9	39:04.863
18		2:10.017	36.141	38.740	55.136	233.7	40:44.872	18	2	2:16.190	37.381	41.406	57.403	231.7	41:21.053
19		2:10.394	35.947	39.137	55.310	235.2	42:55.266	19	2	2:15.031	37.424	40.279	57.328	232.7	43:36.084
20		2:10.269	35.839	38.799	55.631	233.7	45:05.535	20	2	2:15.511	37.572	40.256	57.683		45:51.595
21		2:10.866	35.823	38.998	56.045	235.2	47:16.401	21	2	2:15.855	37.513	40.481	57.861	238.9	48:07.450
22		2:10.395	35.914	38.873	55.608	235.2	49:26.796	22	2	2:15.322	36.967	40.982	57.373	238.9	50:22.772
23		2:10.008	36.086	38.840	55.082	234.2	51:36.804	23	2	2:15.080	37.285	40.641	57.154		52:37.852
24		2:10.493	35.816	38.837	55.840	234.7	53:47.297	24	2	2:15.967	37.638	40.747	57.582		54:53.819
25		2:10.526	36.080	39.030	55.416	235.8	55:57.823	25	2	2:17.247	37.729	41.107	58.411	234.2	57:11.066





Paul Ricard
GT Cup Open Europe
Race - 2
Lap Analysis



34

1 Cédric Mezard Porsche 991 Cup gen II MY 2018

PROAM

2 Steeve Hiesse

Martinet By Almeras

AM

1 Pierre Martinet

Porsche 991 Cup MY2017

2 Gérard Tremblay

Martinet By Almeras

Lap	D	Time	Sector 1	Sector 2	Sector 3	T. Spd	Elapsed	Lap	D	Time	Sector 1	Sector 2	Sector 3	T. Spd	Elapsed
1	1	2:24.341	45.305	41.455	57.581	217.3	2:24.341	1	1	2:29.857	46.508	43.043	1:00.306	220.4	2:29.857
2	1	2:13.003	36.677	39.699	56.627	237.8	4:37.344	2	1	2:24.576	39.961	42.669	1:01.946	233.7	4:54.433
3	1	2:12.434	36.439	39.659	56.336	237.8	6:49.778	3	1	2:24.491	39.712	42.606	1:02.173	229.7	7:18.924
4	1	2:13.172	36.543	39.847	56.782	236.3	9:02.950	4	1	2:22.245	39.651	42.460	1:00.134	230.2	9:41.169
5	1	2:12.928	36.285	40.123	56.520	238.4	11:15.878	5	1	2:22.552	39.768	42.237	1:00.547	230.2	12:03.721
6	1	2:11.638	36.424	39.204	56.010	235.2	13:27.516	6	1	2:22.715	39.167	42.493	1:01.055	232.7	14:26.436
7	1	2:11.994	36.278	39.233	56.483	237.3	15:39.510	7	1	2:23.311	39.680	42.248	1:01.383	230.2	16:49.747
8	1	2:12.017	36.510	39.308	56.199	236.3	17:51.527	8	1	2:27.124	40.506	43.835	1:02.783	231.2	19:16.871
9	1	2:11.737	36.442	39.115	56.180	236.3	20:03.264	9	1	2:24.281	39.717	42.438	1:02.126	232.2	21:41.152
10	1	2:19.691 P	36.094	39.353	1:04.244	236.8	22:22.955	10	1	2:31.801 P	40.454	42.418	1:08.929	232.7	24:12.953
11	2	3:17.160	1:42.242	39.247	55.671		25:40.115	11	2	4:00.441	2:19.582	41.302	59.557		28:13.394
12	2	2:09.732	35.700	38.559	55.473	235.8	27:49.847	12	2	2:17.412	37.698	40.640	59.074	231.7	30:30.806
13	2	2:10.021	35.920	38.713	55.388	235.8	29:59.868	13	2	2:17.216	37.743	41.261	58.212	232.7	32:48.022
14	2	2:12.152	36.406	39.362	56.384	237.8	32:12.020	14	2	2:17.144	37.506	41.040	58.598	234.7	35:05.166
15	2	2:16.670	36.655	43.167	56.848	238.9	34:28.690	15	2	2:16.114	37.467	40.516	58.131	232.2	37:21.280
16	2	2:10.566	36.138	39.076	55.352	236.8	36:39.256	16	2	2:16.679	37.510	41.367	57.802	233.7	39:37.959
17	2	2:11.029	36.077	39.135	55.817	237.3	38:50.285	17	2	2:16.516	37.643	40.611	58.262	234.7	41:54.475
18	2	2:09.776	35.701	39.196	54.879	237.8	41:00.061	18	2	2:17.118	38.052	40.615	58.451	231.7	44:11.593
19	2	2:10.219	35.996	38.879	55.344	236.8	43:10.280	19	2	2:16.901	37.464	41.126	58.311	234.2	46:28.494
20	2	2:10.018	35.889	39.100	55.029	236.3	45:20.298	20	2	2:17.963	37.567	41.860	58.536	235.8	48:46.457
21	2	2:10.196	35.859	38.962	55.375	236.8	47:30.494	21	2	2:17.696	38.369	40.993	58.334	235.2	51:04.153
22	2	2:09.854	36.008	38.772	55.074	237.8	49:40.348	22	2	2:18.221	37.407	42.198	58.616	234.2	53:22.374
23	2	2:09.754	35.982	38.828	54.944	236.8	51:50.102	23	2	2:18.462	38.013	41.660	58.789	234.7	55:40.836
24	2	2:09.969	35.858	38.891	55.220	237.8	54:00.071								
25	2	2:09.610	35.798	38.756	55.056	238.9	56:09.681								

71

37

1 John De Wilde Porsche 991 Cup MY 2018

AM

2

EMG Motorsport

81

1 Lino Curti

Porsche 991 Cup gen II MY 2018

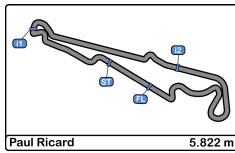
PROAM

2 Carlo Curti

Tsunami RT

Lap	D	Time	Sector 1	Sector 2	Sector 3	T. Spd	Elapsed	Lap	D	Time	Sector 1	Sector 2	Sector 3	T. Spd	Elapsed
1	2	2:21.189	42.472	40.454	58.263	227.8	2:21.189	1	2	2:22.125	43.631	41.392	57.102	226.8	2:22.125
2	2	2:11.104	35.865	39.283	55.956	237.3	4:32.293	2	2	2:11.293	36.252	39.119	55.922	236.3	4:43.418
3	2	2:11.240	35.921	38.846	56.473	236.3	6:43.533	3	2	2:11.575	36.014	39.334	56.227	235.8	6:55.108
4	2	2:10.754	36.228	38.843	55.683	237.3	8:54.287	4	2	2:11.096	36.243	39.128	55.725	236.3	9:05.384
5	2	2:11.894	35.879	38.812	57.203	236.3	11:06.181	5	2	2:11.245	35.993	39.020	56.232	235.2	11:17.429
6	2	2:10.152	35.896	38.883	55.373	233.7	13:16.333	6	2	2:10.544	36.298	38.842	55.404	233.2	13:26.877
7	2	2:11.468	35.929	39.171	56.368	236.8	15:27.801	7	2	2:11.194	36.384	39.148	55.662	234.7	15:39.061
8	2	2:10.916	36.206	38.929	55.781	234.2	17:38.717	8	2	2:10.713	36.144	39.010	55.559	233.7	17:49.480
9	2	2:11.747	35.867	39.741	56.139	236.3	19:50.464	9	2	2:11.055	35.976	39.346	55.733	235.8	19:59.535
10	2	2:10.915	36.089	39.295	55.531	236.3	22:01.379	10	2	2:10.935	36.079	39.441	55.415	237.8	22:10.510
11	2	2:11.533	36.304	39.138	56.091	235.2	24:12.912	11	2	2:11.564	36.440	39.311	55.813	237.3	24:24.476
12	2	2:10.660	36.032	38.881	55.747	235.8	26:23.572	12	2	2:10.847	36.162	39.003	55.682	236.8	26:34.419
13	2	2:18.744 P	36.079	39.027	1:03.638	235.8	28:42.316	13	2	2:19.247 P	36.376	39.132	1:03.739	235.8	28:56.166
14	2	3:13.041	1:37.912	39.231	55.898		31:55.357	14	1	3:14.736	1:38.995	39.549	56.192		32:10.102
15	2	2:10.869	36.244	38.990	55.635	232.7	34:06.226	15	1	2:12.058	36.588	39.335	56.135	233.7	34:22.184
16	2	2:11.637	36.266	39.290	56.081	234.2	36:17.863	16	1	2:11.425	36.280	39.028	56.117	233.2	36:33.691
17	2	2:10.940	36.011	39.091	55.838	234.7	38:28.803	17	1	2:10.577	35.926	38.893	55.758	234.2	38:44.418
18	2	2:10.586	36.044	39.072	55.470	234.2	40:39.389	18	1	2:10.786	35.979	38.844	55.963	234.7	40:55.271
19	2	2:10.930	36.120	38.999	55.811	234.7	42:50.319	19	1	2:11.245	36.276	38.837	56.132	234.7	42:06.508
20	2	2:11.012	36.084	39.088	55.840	232.7	45:01.331	20	1	2:10.552	36.112	38.841	55.599	233.2	44:17.060
21	2	2:11.185	36.196	39.151	55.838	233.7	47:12.516	21	1	2:12.031	35.947	39.117	56.967	234.7	46:29.027
22	2	2:11.362	36.242	39.142	55.978	234.7	49:23.878	22	1	2:11.789	36.214	38.963	56.612	237.3	48:40.867
23	2	2:11.280	36.284	39.269	55.727	233.7	51:35.158	23	1	2:10.654	36.327	38.860	55.467	234.2	50:51.521
24	2	2:11.119	36.015	39.077	56.027	234.2	53:46.277	24	1	2:10.756	36.093	38.961	55.702	235.2	52:52.277
25	2	2:10.568	35.905	38.998	55.665	234.7	55:56.845	25	1	2:12.075	36.682	39.121	56.272	236.3	55:08.920





Paul Ricard
GT Cup Open Europe
Race - 2
Analysis by Lap



Paul Ricard 5.822 m

Num Lap Time Gap

Lap 1

6	2:10.408	
2	2:12.095	01.687
12	2:13.830	03.422
32	2:17.854	07.446
27	2:18.295	07.887
22	2:18.973	08.565
18	2:20.227	09.819
7	2:20.573	10.165
37	2:21.189	10.781
10	2:21.907	11.499
81	2:22.125	11.717
11	2:22.622	12.214
3	2:23.267	12.859
13	2:23.686	13.278
34	2:24.341	13.933
71	2:29.857	19.449

Num Lap Time Gap

Lap 2

6	2:07.434	
2	2:08.483	02.736
12	2:08.957	04.945
32	2:10.709	10.721
27	2:10.693	11.146
22	2:11.025	12.156
18	2:11.325	13.710
7	2:11.236	13.967
37	2:11.104	14.451
10	2:10.994	15.059
81	2:11.293	15.576
11	2:12.030	16.810
3	2:13.202	18.627
13	2:13.233	19.077
34	2:13.003	19.502
71	2:24.576	36.591

Num Lap Time Gap

Lap 3

6	2:07.851	
2	2:08.012	02.897
12	2:08.972	06.066

27	2:09.893	13.188
32	2:10.940	13.810
22	2:10.591	14.896
18	2:11.350	17.209
7	2:11.404	17.520
37	2:11.240	17.840
10	2:11.791	18.999
81	2:11.575	19.300
11	2:11.209	20.168
3	2:12.040	22.816
13	2:12.001	23.227
34	2:12.434	24.085
71	2:24.491	53.231

Num Lap Time Gap

Lap 4

6	2:07.934	
2	2:08.240	03.203
12	2:09.317	07.449
27	2:09.219	14.473
32	2:10.726	16.602
22	2:10.197	17.159
18	2:10.702	19.977
37	2:10.754	20.660
7	2:12.361	21.947
81	2:11.096	22.462
10	2:11.898	22.963
11	2:11.519	23.753
13	2:12.617	27.910
3	2:13.993	28.875
34	2:13.172	29.323
71	2:22.245	1:07.542

Num Lap Time Gap

Lap 5

6	2:07.980	
2	2:08.146	03.369
12	2:09.414	08.883
27	2:09.386	15.879
32	2:13.730	22.352
18	2:11.358	23.355
37	2:11.894	24.574
81	2:11.245	25.727

Num Lap Time Gap

Lap 6

6	2:07.865	
2	2:08.105	03.609
12	2:09.628	10.646
27	2:08.558	16.572
32	2:10.577	25.064
18	2:10.826	26.316
37	2:10.152	26.861
81	2:10.544	28.406
7	2:11.173	29.939
10	2:11.099	30.468
11	2:11.027	30.855
22	2:11.086	32.743
13	2:12.449	36.118
3	2:11.426	37.253
34	2:11.638	38.044
71	2:22.715	1:36.964

Num Lap Time Gap

Lap 7

6	2:07.773	
2	2:08.724	04.560
12	2:08.934	11.807
27	2:09.017	17.816
32	2:11.288	28.579
18	2:11.530	30.073
37	2:11.468	30.556
81	2:11.194	31.827
7	2:11.700	33.866
10	2:11.742	34.437
22	2:10.827	35.797
11	2:12.885	35.967
13	2:12.345	40.690

7	2:12.664	26.631
10	2:12.251	27.234
11	2:11.920	27.693
22	2:20.343	29.522
13	2:11.604	31.534
3	2:12.797	33.692
34	2:12.928	34.271
71	2:22.552	1:22.114

Num Lap Time Gap

Lap 8

6	2:08.428	
2	2:08.384	04.516
12	2:09.195	12.574
27	2:09.434	18.822
32	2:10.863	31.014
18	2:10.836	32.481
37	2:10.916	33.044
81	2:10.713	34.112
7	2:11.184	36.622
10	2:12.205	38.214
22	2:10.935	38.304
11	2:11.741	39.280
13	2:12.046	44.308
3	2:11.904	44.867
34	2:12.017	45.854
71	2:27.124	2:11.198

Num Lap Time Gap

Lap 9

2	2:08.732	
12	2:09.546	08.872
27	2:09.427	15.001
6	2:32.961	19.713
32	2:11.053	28.819
18	2:11.611	30.844
37	2:11.747	31.543
81	2:11.055	31.919
7	2:10.763	34.137
22	2:11.301	36.357
10	2:12.663	37.629
11	2:12.170	38.202
13	2:11.245	42.305
3	2:11.364	42.983
34	2:11.737	44.343

Num Lap Time Gap

Lap 10

2	2:08.635	
---	----------	--

3	2:11.911	41.391
34	2:11.994	42.265
71	2:23.311	1:52.502

Num Lap Time Gap

Lap 11

6	2:08.428	
2	2:08.384	04.516
12	2:09.195	12.574
27	2:09.434	18.822
32	2:10.863	31.014
18	2:10.836	32.481
37	2:10.916	33.044
81	2:10.713	34.112
7	2:11.184	36.622
10	2:12.205	38.214
22	2:10.935	38.304
11	2:11.741	39.280
13	2:12.046	44.308
3	2:11.904	44.867
34	2:12.017	45.854
71	2:27.124	2:11.198

Num Lap Time Gap

Lap 12

2	2:08.339	
27	2:19.237	27.263
32	2:11.477	34.778
18	2:11.229	36.100
37	2:11.533	37.017
71	2:31.801	1 Lap
81	2:11.564	37.444
7	2:11.437	40.039
22	2:10.468	40.567
10	2:11.956	44.583
3	2:12.071	49.412
11	2:18.187	51.357
13	2:19.344	56.506
12	3:00.207	1:02.544
34	3:17.160	2:04.220

Num Lap Time Gap

Lap 13

2	2:08.402	
6	6:34.125	2 Laps
32	2:10.347	36.723
18	2:11.189	38.887
37	2:10.660	39.275
81	2:10.847	39.889
22	2:10.839	43.004
7	2:17.701	49.338

12	2:10.439	10.676
71	2:24.281	1 Lap
27	2:09.999	16.365
32	2:11.456	31.640
18	2:11.001	33.210
37	2:10.915	33.823
81	2:10.935	34.219
7	2:11.439	36.941
22	2:10.716	38.438
10	2:11.972	40.966
11	2:11.942	41.509
13	2:11.831	45.501
3	2:11.332	45.680
34	2:19.691	55.399

Num Lap Time Gap

Lap 14

2	2:08.339	
27	2:19.237	27.263
32	2:11.477	34.778
18	2:11.229	36.100
37	2:11.533	37.017
71	2:31.801	1 Lap
81	2:11.564	37.444
7	2:11.437	40.039
22	2:10.468	40.567
10	2:11.956	44.583
3	2:12.071	49.412
11	2:18.187	51.357
13	2:19.344	56.506
12	3:00.207	1:02.544
34	3:17.160	2:04.220

Num Lap Time Gap

Lap 15

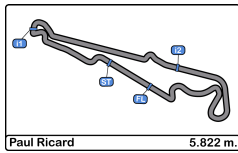
2	2:08.339	
27	2:19.237	27.263
32	2:11.477	34.778
18	2:11.229	36.100
37	2:11.533	37.017
71	2:31.801	1 Lap
81	2:11.564	37.444
7	2:11.437	40.039
22	2:10.468	40.567
10	2:11.956	44.583
3	2:12.071	49.412
11	2:18.187	51.357
13	2:19.344	56.506
12	3:00.207	1:02.544
34	3:17.160	2:04.220

Num Lap Time Gap

Lap 16

2	2:08.402	
6	6:34.125	2 Laps
32	2:10.347	36.723
18	2:11.189	38.887
37	2:10.660	39.275
81	2:10.847	39.889
22	2:10.839	43.004
7	2:17.701	49.338





Paul Ricard
GT Cup Open Europe
Race - 2
Analysis by Lap



Paul Ricard 5.822 m

3	2:11.964	52.974
10	2:18.238	54.419
12	2:32.203	1:26.345
27	3:19.944	1:38.805
11	3:19.065	2:02.020
13	3:15.777	2:03.881
34	2:09.732	2:05.550
Num	Lap Time	Gap
Lap 13		
2	2:08.220	
71	4:00.441	2 Laps
32	2:11.716	40.219
22	2:10.264	45.048
18	2:17.711	48.378
37	2:18.744	49.799
81	2:19.247	50.916
3	2:11.342	56.096
12	2:09.680	1:27.805
27	2:08.779	1:39.364
7	3:24.311	2:05.429
11	2:12.017	2:05.817
10	3:19.767	2:05.966
13	2:11.531	2:07.192
34	2:10.021	2:07.351
Num	Lap Time	Gap
Lap 14		
2	2:07.981	
71	2:17.412	2 Laps
32	2:20.534	52.772
22	2:18.402	55.469
3	2:21.451	1:09.566
12	2:09.576	1:29.400
27	2:08.371	1:39.754
37	3:13.041	1:54.859
81	3:14.736	1:57.671
18	3:18.905	1:59.302
7	2:11.450	2:08.898
11	2:11.594	2:09.430
10	2:13.205	2:11.190
34	2:12.152	2:11.522
13	2:12.987	2:12.198

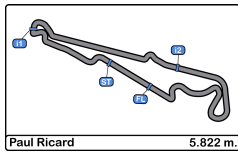
71	2:17.216	1 Lap
Num	Lap Time	Gap
Lap 15		
2	3:10.274	
12	2:09.848	28.974
27	2:08.689	38.169
37	2:10.869	55.454
81	2:12.058	59.455
18	2:11.836	1:00.864
22	3:18.058	1:03.253
11	2:10.542	1:09.698
7	2:11.804	1:10.428
10	2:12.155	1:13.071
32	3:35.329	1:17.827
34	2:16.670	1:17.918
3	3:20.654	1:19.946
71	2:17.144	1 Lap
13	2:52.938	1:54.862
Num	Lap Time	Gap
Lap 16		
2	2:28.943	
12	2:09.189	09.220
27	2:08.472	17.698
37	2:11.637	38.148
81	2:11.425	41.937
18	2:11.328	43.249
22	2:09.860	44.170
11	2:11.005	51.760
7	2:10.934	52.419
10	2:10.930	55.058
34	2:10.566	59.541
3	2:15.434	1:06.437
32	2:17.553	1:06.437
71	2:16.114	1 Lap
Num	Lap Time	Gap
Lap 17		
2	2:13.012	
12	2:09.426	05.634
27	2:08.327	13.013
37	2:10.940	36.076
81	2:10.577	39.502

22	2:10.970	42.128
18	2:12.037	42.274
11	2:10.574	49.322
7	2:11.041	50.448
10	2:10.894	52.940
34	2:11.029	57.558
3	2:14.590	1:08.015
32	2:18.711	1:12.136
71	2:16.679	1 Lap
Num	Lap Time	Gap
Lap 18		
2	2:12.774	
12	2:08.453	01.313
27	2:08.419	08.658
37	2:10.586	33.888
81	2:10.786	37.514
22	2:10.017	39.371
18	2:11.274	40.774
11	2:09.808	46.356
7	2:09.991	47.665
10	2:11.137	51.303
34	2:09.776	54.560
3	2:12.161	1:07.402
32	2:16.190	1:15.552
71	2:16.516	1 Lap
Num	Lap Time	Gap
Lap 19		
12	2:09.645	
2	2:14.078	03.120
27	2:08.409	06.109
37	2:10.930	33.860
81	2:11.245	37.801
22	2:10.394	38.807
18	2:10.837	40.653
11	2:10.298	45.696
7	2:10.251	46.958
34	2:10.219	53.821
10	2:28.607	1:08.952
3	2:12.698	1:09.142
32	2:15.031	1:19.625
71	2:17.118	1 Lap

Num	Lap Time	Gap
Lap 20		
12	2:09.157	
27	2:08.603	05.555
2	2:14.945	08.908
37	2:11.012	35.715
81	2:10.552	39.196
22	2:10.269	39.919
18	2:11.816	43.312
11	2:10.296	46.835
7	2:10.775	48.576
34	2:10.018	54.682
10	2:11.840	1:11.635
3	2:13.348	1:13.333
32	2:15.511	1:25.979
71	2:16.901	1 Lap
Num	Lap Time	Gap
Lap 21		
12	2:08.310	
27	2:08.181	05.426
2	2:13.945	14.543
37	2:11.185	38.590
22	2:10.866	42.475
81	2:12.031	42.917
18	2:11.121	46.123
11	2:10.081	48.606
7	2:10.483	50.749
34	2:10.196	56.568
10	2:11.047	1:14.372
3	2:11.485	1:16.508
32	2:15.855	1:33.524
Num	Lap Time	Gap
Lap 22		
12	2:08.975	
71	2:17.963	2 Laps
27	2:08.123	04.574
2	2:12.871	18.439
37	2:11.362	40.977
22	2:10.395	43.895
81	2:11.789	45.731
18	2:11.072	48.220

11	2:09.756	49.387
7	2:10.631	52.405
34	2:09.854	57.447
10	2:11.486	1:16.883
3	2:11.387	1:18.920
32	2:15.322	1:39.871
Num	Lap Time	Gap
Lap 23		
12	2:08.716	
27	2:09.760	05.618
71	2:17.696	2 Laps
2	2:13.648	23.371
37	2:11.280	43.541
22	2:10.008	45.187
81	2:10.654	47.669
18	2:11.131	50.635
11	2:10.398	51.069
7	2:10.586	54.275
34	2:09.754	58.485
10	2:11.287	1:19.454
3	2:11.464	1:21.668
32	2:15.080	1:46.235
Num	Lap Time	Gap
Lap 24		
12	2:09.251	
27	2:09.072	05.439
71	2:18.221	2 Laps
2	2:14.321	28.441
37	2:11.119	45.409
22	2:10.493	46.429
81	2:10.756	49.174
18	2:11.047	52.431
11	2:10.976	52.794
7	2:10.385	55.409
34	2:09.969	59.203
10	2:11.444	1:21.647
3	2:11.429	1:23.846
32	2:15.967	1:52.951
Num	Lap Time	Gap
Lap 25		
12	2:10.104	



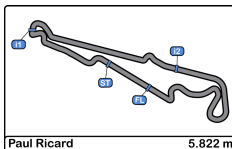


Paul Ricard
GT Cup Open Europe
Race - 2
Analysis by Lap



27	2:09.195	04.530
71	2:18.462	2 Laps
2	2:17.124	35.461
37	2:10.568	45.873
22	2:10.526	46.851
81	2:12.075	51.145
11	2:10.621	53.311
18	2:11.671	53.998
7	2:11.256	56.561
34	2:09.610	58.709
10	2:11.508	1:23.051
3	2:11.818	1:25.560
32	2:17.247	2:00.094



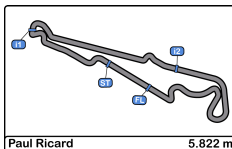


Paul Ricard
GT Cup Open Europe
Race - 2
Best Sectors Results



Sector - 1				Sector - 2				Sector - 3				Ideal Lap vs Best Lap				
Clas	Nº	Driver	Time	Nº	Driver	Time	Nº	Driver	Time	Clas	Nº	Driver	Ideal Lap	Best Lap	Clas	
1	2	Basso - Salas	35.134	6	Koller - Liberati	37.820	6	Koller - Liberati	53.924	1	6	Koller - Liberati	2:06.898	2:07.434	1	
2	6	Koller - Liberati	35.154	27	Mauro - Toni	38.080	27	Mauro - Toni	54.368	2	27	Mauro - Toni	2:07.719	2:08.123	3	
3	27	Mauro - Toni	35.271	2	Basso - Salas	38.152	2	Basso - Salas	54.522	3	2	Basso - Salas	2:07.808	2:07.981	2	
4	12	Glauco Solieri	35.276	12	Glauco Solieri	38.152	12	Glauco Solieri	54.680	4	12	Glauco Solieri	2:08.108	2:08.310	4	
5	7	De Fulgencio - Vivacqua	35.660	34	Mezard - Hiesse	38.559	34	Mezard - Hiesse	54.879	5	34	Mezard - Hiesse	2:09.138	2:09.610	5	
6	18	Pujeu - Salom	35.688	7	De Fulgencio - Vivacqua	38.560	22	Niki Leutwiler	54.979	6	22	Niki Leutwiler	2:09.430	2:09.860	7	
7	34	Mezard - Hiesse	35.700	11	Pisani - Merendino	38.595	11	Pisani - Merendino	55.197	7	11	Pisani - Merendino	2:09.512	2:09.756	6	
8	22	Niki Leutwiler	35.711	22	Niki Leutwiler	38.740	37	John De Wilde	55.373	8	7	De Fulgencio - Vivacqua	2:09.961	2:09.991	8	
9	11	Pisani - Merendino	35.720	18	Pujeu - Salom	38.799	81	Curti - Curti	55.404	9	37	John De Wilde	2:10.050	2:10.152	9	
10	37	John De Wilde	35.865	37	John De Wilde	38.812	32	Fortes - Carlos Martini Filho	55.422	10	32	Fortes - Carlos Martini Filho	2:10.155	2:10.347	10	
11	32	Fortes - Carlos Martini Filho	35.917	32	Fortes - Carlos Martini Filho	38.816	10	Díaz-Varela - Cerqueda	55.472	11	81	Curti - Curti	2:10.167	2:10.544	11	
12	81	Curti - Curti	35.926	81	Curti - Curti	38.837	18	Pujeu - Salom	55.728	12	18	Pujeu - Salom	2:10.215	2:10.702	12	
13	10	Díaz-Varela - Cerqueda	36.066	10	Díaz-Varela - Cerqueda	38.965	7	De Fulgencio - Vivacqua	55.741	13	10	Díaz-Varela - Cerqueda	2:10.503	2:10.894	13	
14	3	Vandierendonck -	36.118	3	Vandierendonck -	38.984	13	Font - Vinyes	55.787	14	3	Vandierendonck -	2:10.900	2:11.332	15	
15	13	Font - Vinyes	36.147	13	Font - Vinyes	39.134	3	Vandierendonck -	55.798	15	13	Font - Vinyes	2:11.068	2:11.245	14	
16	71	Martinet - Tremblay	37.407	71	Martinet - Tremblay	40.516	71	Martinet - Tremblay	57.802	16	71	Martinet - Tremblay	2:15.725	2:16.114	16	





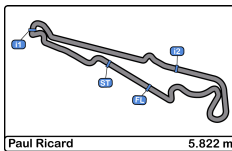
Paul Ricard
 GT Cup Open Europe
 Race - 2
 Leader Sequence



Paul Ricard 5.822 m.

Nº	Entrant/Team	Nat	Driver 1	Nat	Status	Driver 2	Nat	Status	Vehicle	Cat	Start Lap	End Lap	Laps	Total Laps
6	Vincenzo Sospiri Racing	ITA	Hans-Peter Koller	CHE		<u>Edoardo Liberati</u>	ITA		Lamborghini Huracan Supe	PROAM	1	8	8	8
2	Sports and You	PRT	Marcio Basso	BRA		<u>Guilherme Salas</u>	BRA		Mercedes AMG R	PROAM	9	18	10	10
12	Antonelli MotorSport	ITA	Glauco Solieri	ITA					Lamborghini Huracan Supe	AM	19	25	7	7



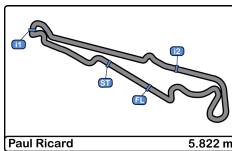


Paul Ricard
GT Cup Open Europe
Race - 2
Best 5 Lap Times



Cl	N°	Entrant/Team	Nat	Driver 1	Nat	Status	Driver 2	Nat	Status	Vehicle	Cat	Cl	Best 1		Best 2		Best 3		Best 4		Best 5	
													Time	Lap	Time	Lap	Time	Lap	Time	Lap	Time	Lap
1	6	Vincenzo Sospiri Racing	ITA	Hans-Peter Koller	ITA	CHT	Edoardo Liberati	ITA		Lamborghini Huracan Super	PROAM	1	2:07.434	2	2:07.773	7	2:07.851	3	2:07.865	6	2:07.934	4
2	2	Sports and You	PRT	Marcio Basso	BRA	BRK	Guilherme Salas	BRA		Mercedes AMG R	PROAM	2	2:07.981	14	2:08.012	3	2:08.105	6	2:08.146	5	2:08.220	13
3	27	Vincenzo Sospiri Racing	ITA	JP Mauro	BRA	BRK	Rodolfo Toni	BRA		Lamborghini Huracan Super	AM	1	2:08.123	22	2:08.181	21	2:08.327	17	2:08.371	14	2:08.409	19
4	12	Antonelli MotorSport	ITA	Glauco Solieri	ITA					Lamborghini Huracan Super	AM	2	2:08.310	21	2:08.453	18	2:08.716	23	2:08.934	7	2:08.957	2
5	34	Martinet By Almeras	FRA	Cédric Mezard	FRA		Steeve Hiesse	FRA		Porsche 991 Cup gen II MY	PROAM	3	2:09.610	25	2:09.732	12	2:09.754	23	2:09.776	18	2:09.854	22
6	11	Duell Race	ITA	Eugenio Pisani	ITA		Michele Merendino	ITA		Porsche 991 Cup MY 201	SILVER	1	2:09.756	22	2:09.808	18	2:10.081	21	2:10.296	20	2:10.298	19
7	22	Niki Leutwiler / PZ OBERER	CHE	Niki Leutwiler	CHE					Porsche 911 Cup MY 201	AM	3	2:09.860	16	2:10.008	23	2:10.017	18	2:10.197	4	2:10.264	13
8	7	Teo Martin Motorsport	ESP	Marc De Fulgencio	ESP		Thiago Vivacqua	BRA		McLaren 570S	SILVER	2	2:09.991	18	2:10.251	19	2:10.385	24	2:10.483	21	2:10.586	23
9	37	EMG Motorsport	BEL	John De Wilde	BEL					Porsche 991 Cup MY 201	AM	4	2:10.152	6	2:10.568	25	2:10.586	18	2:10.660	12	2:10.754	4
10	32	Three Sixty Racing Team	ESP	Fernando Fortes	BRA	BRK	Julio Martini	BRA		Mercedes AMG R	AM	5	2:10.347	12	2:10.577	6	2:10.709	2	2:10.726	4	2:10.863	8
11	81	Tsunami RT	ITA	Lino Curti	ITA		Carlo Curti	ITA		Porsche 991 Cup gen II MY	PROAM	4	2:10.544	6	2:10.552	20	2:10.577	17	2:10.654	23	2:10.713	8
12	18	Teo Martin Motorsport	ESP	Guillem Pujeu	ESP		Faust Salom	ESP		McLaren 570S	SILVER	3	2:10.702	4	2:10.826	6	2:10.836	8	2:10.837	19	2:11.001	10
13	10	Baporo Motorsport	ESP	Daniel Diaz-Varela	ESP		Manel Cerqueda	AND		Audi R8 LMS	AM	6	2:10.894	17	2:10.930	16	2:10.994	2	2:11.047	21	2:11.099	6
14	13	Baporo Motorsport	ESP	Jaume Font	ESP		Joan Vinyes	AND		Porsche 991 Cup MY 201	AM	7	2:11.245	9	2:11.531	13	2:11.604	5	2:11.831	10	2:12.001	3
15	3	EMG Motorsport	BEL	Nicolas Vandierendonck	BEL		Filip Teunkens	BEL		Porsche 991 Cup MY 201	AM	8	2:11.332	10	2:11.342	13	2:11.364	9	2:11.387	22	2:11.426	6
16	71	Martinet By Almeras	FRA	Pierre Martinet	FRA		Gérard Tremblay	FRA		Porsche 991 Cup MY2017	AM	9	2:16.114	15	2:16.516	17	2:16.679	16	2:16.901	19	2:17.118	18



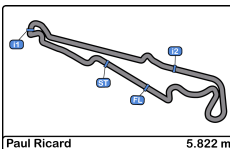


Paul Ricard
GT Cup Open Europe
Race - 2
Best 5 Top Speeds



Cl	N°	Entrant/Team	Nat	Driver 1	Nat	Status	Driver 2	Nat	Status	Vehicle	Cat	Cl	Top 1		Top 2		Top 3		Top 4		Top 5		Avg
													Km/h	Lap	Km/h	Lap	Km/h	Lap	Km/h	Lap	Km/h	Lap	
1	18	Teo Martin Motorsport	ESP	Guillem Pujeu	ESP		Faust Salom	ESP		McLaren 570S	SILVER	1	250.5	19	249.4	2	248.2	22	248.2	24	247.7	16	248.8
2	7	Teo Martin Motorsport	ESP	Marc De Fulgencio	ESP		Thiago Vivacqua	BRA		McLaren 570S	SILVER	2	250.0	2	249.4	17	248.8	3	248.8	7	248.2	9	249.0
3	27	Vincenzo Sospiri Racing	ITA	JP Mauro	BRA		Rodolfo Toni	BRA		Lamborghini Huracan Super	AM	1	244.8	25	243.7	21	243.7	22	243.7	23	242.6	15	243.7
4	2	Sports and You	PRT	Marcio Basso	BRA		Guilherme Salas	BRA		Mercedes AMG R	PROAM	1	243.2	14	243.2	15	242.6	2	242.1	10	242.1	13	242.6
5	12	Antonelli MotorSport	ITA	Glauco Solieri	ITA					Lamborghini Huracan Super	AM	2	243.2	19	242.6	2	242.1	18	241.6	22	241.6	23	242.2
6	6	Vincenzo Sospiri Racing	ITA	Hans-Peter Koller	CHE		Edoardo Liberati	ITA		Lamborghini Huracan Super	PROAM	2	241.6	2	240.5	4	240.5	9	239.4	5	237.3	7	239.9
7	32	Three Sixty Racing Team	ESP	Fernando Fortes	BRA		Julio Martini	BRA		Mercedes AMG R	AM	3	238.9	17	238.9	21	238.9	22	236.3	16	234.2	25	237.4
8	34	Martinet By Almeras	FRA	Cédric Mezard	FRA		Steeve Hiesse	FRA		Porsche 991 Cup gen II MY	PROAM	3	238.9	15	238.9	25	238.4	5	237.8	2	237.8	3	238.4
9	3	EMG Motorsport	BEL	Nicolas Vandierendonck	BEL		Filip Teunkens	BEL		Porsche 991 Cup MY 201	AM	4	238.4	2	237.3	11	236.8	9	236.8	10	236.3	4	237.1
10	81	Tsunami RT	ITA	Lino Curti	ITA		Carlo Curti	ITA		Porsche 991 Cup gen II MY	PROAM	4	237.8	10	237.3	11	237.3	22	236.8	12	236.3	2	237.1
11	11	Duell Race	ITA	Eugenio Pisani	ITA		Michele Merendino	ITA		Porsche 991 Cup MY 201	SILVER	3	237.3	7	237.3	24	237.3	25	236.8	2	236.8	10	237.1
12	13	Baporo Motorsport	ESP	Jaume Font	ESP		Joan Vinyes	AND		Porsche 991 Cup MY 201	AM	5	237.3	2	236.8	15	235.8	4	234.7	11	234.2	3	235.8
13	37	EMG Motorsport	BEL	John De Wilde	BEL					Porsche 991 Cup MY 201	AM	6	237.3	2	237.3	4	236.8	7	236.3	3	236.3	5	236.8
14	10	Baporo Motorsport	ESP	Daniel Díaz-Varela	ESP		Manel Cerqueda	AND		Audi R8 LMS	AM	7	236.8	3	236.8	15	236.3	4	236.3	5	236.3	18	236.5
15	22	Niki Leutwiler / PZ OBERER	CHE	Niki Leutwiler	CHE					Porsche 911 Cup MY 201	AM	8	236.3	10	236.3	12	235.8	9	235.8	17	235.8	25	236.0
16	71	Martinet By Almeras	FRA	Pierre Martinet	FRA		Gérard Tremblay	FRA		Porsche 991 Cup MY2017	AM	9	235.8	20	235.2	21	234.7	14	234.7	17	234.7	23	235.0



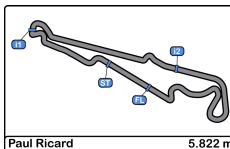


Paul Ricard
 GT Cup Open Europe
 Race - 2
Fastest Laps Sequence



Lap	Time of Day	Session Time	Nº	Entrant/Team	Nat	Driver 1	Nat	Status	Driver 2	Nat	Status	Vehicle	Cat	Time	Km/h
2	12:43:36.678	4:17.678	6	Vincenzo Sospiri Racing	ITA	Hans-Peter Koller	CHF		<u>Edoardo Liberati</u>	ITA		Lamborghini Huracan	PROAM	2:07.434	164.4





Paul Ricard
GT Cup Open Europe
Race - 2



Event Best Maximum Speed

Nº	Entrant/Team	Nat	Driver 1	Nat	Status	Driver 2	Nat	Status	Vehicle	Cat	Km/h	Session
12	Antonelli MotorSport	ITA	Glauco Solieri	ITA					Lamborghini Huracan	AM	00.0	Race - 1
18	Teo Martin Motorsport	ESP	Guillem Pujeu	ESP		Faust Salom	ESP		McLaren 570S	SILVER	250.5	Race - 2
7	Teo Martin Motorsport	ESP	Marc De Fulgencio	ESP		Thiago Vivacqua	BRA		McLaren 570S	SILVER	250.0	Race - 2
6	Vincenzo Sospiri Racing	ITA	Hans-Peter Koller	CHE		Edoardo Liberati	ITA		Lamborghini Huracan	PROAM	245.4	Free Practice - 2
27	Vincenzo Sospiri Racing	ITA	JP Mauro	BRA		Rodolfo Toni	BRA		Lamborghini Huracan	AM	244.8	Race - 2
2	Sports and You	PRT	Marcio Basso	BRA		Guilherme Salas	BRA		Mercedes AMG R	PROAM	244.3	Qualifying - 2 Driver - 2
10	Baporo Motorsport	ESP	Daniel Díaz-Varela	ESP		Manel Cerqueda	AND		Audi R8 LMS	AM	240.0	Race - 1
13	Baporo Motorsport	ESP	Jaume Font	ESP		Joan Vinyes	AND		Porsche 991 Cup MY 2018	AM	238.9	Race - 1
34	Martinet By Almeras	FRA	Cédric Mezard	FRA		Steeve Hiesse	FRA		Porsche 991 Cup gen II	PROAM	238.9	Race - 2
32	Three Sixty Racing Team	ESP	Fernando Fortes	BRA		Julio Martini	BRA		Mercedes AMG R	AM	238.9	Race - 2
3	EMG Motorsport	BEL	Nicolas Vandierendonck	BEL		Filip Teunkens	BEL		Porsche 991 Cup MY 2018	AM	238.4	Race - 2
81	Tsunami RT	ITA	Lino Curti	ITA		Carlo Curti	ITA		Porsche 991 Cup gen II	PROAM	237.8	Race - 2
37	EMG Motorsport	BEL	John De Wilde	BEL					Porsche 991 Cup MY 2018	AM	237.3	Race - 1
11	Duell Race	ITA	Eugenio Pisani	ITA		Michele Merendino	ITA		Porsche 991 Cup MY 2018	SILVER	237.3	Race - 2
22	Niki Leutwiler / PZ OBERER	CHE	Niki Leutwiler	CHE					Porsche 911 Cup MY 2018	AM	236.3	Race - 2
71	Martinet By Almeras	FRA	Pierre Martinet	FRA		Gérard Tremblay	FRA		Porsche 991 Cup MY2017	AM	235.8	Race - 2
15	Duell Race	ITA	Fernando Navarrete	ESP		Fernando Navarrete Jr	ESP		Porsche 991 Cup MY 2018	PROAM	233.2	Race - 1





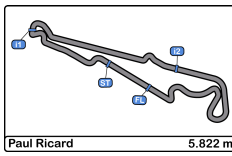
Paul Ricard
GT Cup Open Europe
Race - 2
Lap Chart



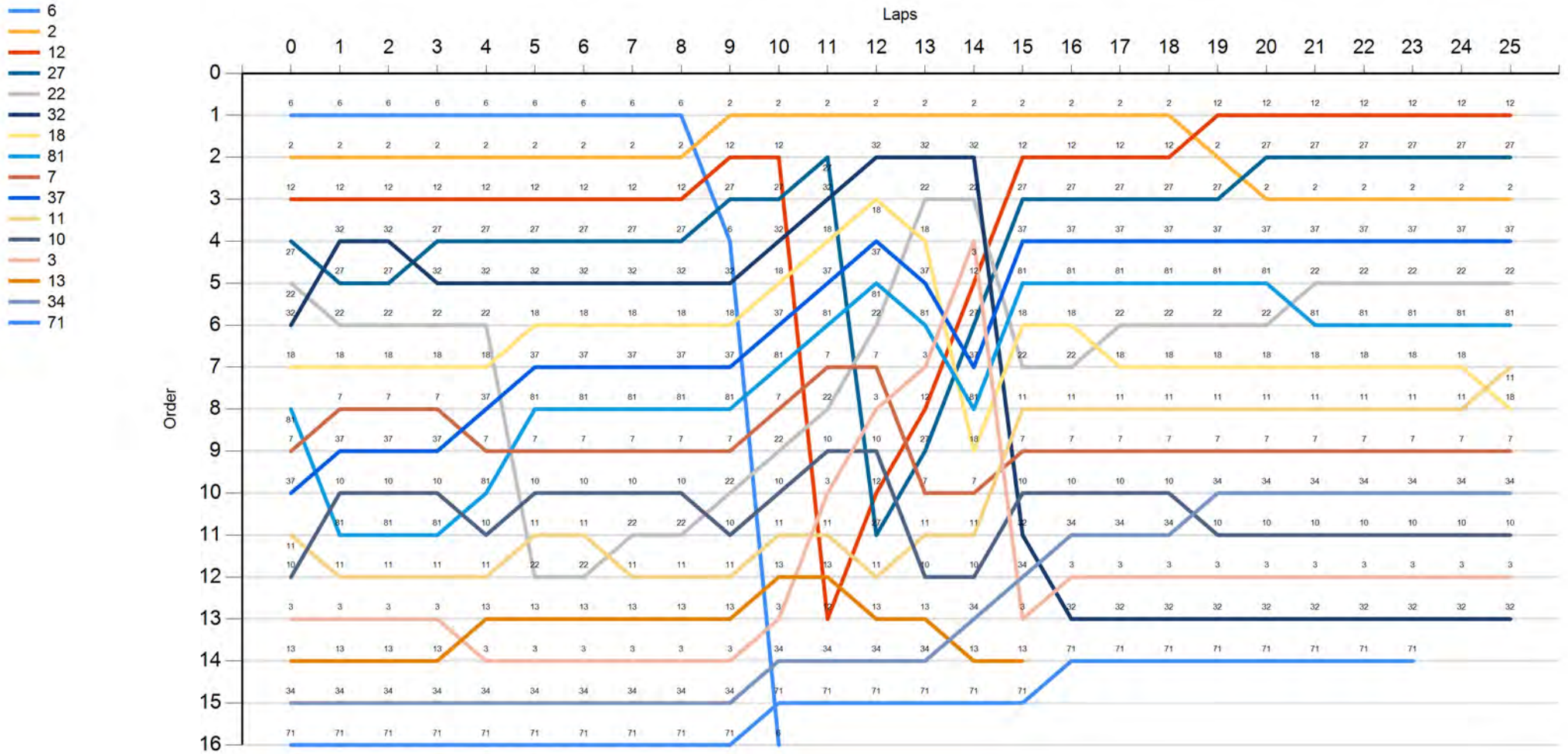
LAP

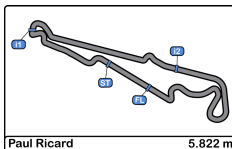
Nr	Po	Grid	1	2	3	4	5	6	7	8	9	10	11	12	13	14	15	16	17	18	19	20	21	22	23	24	25
6	1	6	6	6	6	6	6	6	6	6	2	2	2	2	2	2	2	2	2	2	12	12	12	12	12	12	12
2	2	2	2	2	2	2	2	2	2	2	12	12	27	32	32	32	12	12	12	12	2	27	27	27	27	27	27
12	3	12	12	12	12	12	12	12	12	12	27	27	32	18	22	22	27	27	27	27	27	2	2	2	2	2	2
27	4	27	32	32	27	27	27	27	27	27	6	32	18	37	18	3	37	37	37	37	37	37	37	37	37	37	37
22	5	22	27	27	32	32	32	32	32	32	32	18	37	81	37	12	81	81	81	81	81	81	22	22	22	22	22
32	6	32	22	22	22	22	18	18	18	18	18	37	81	22	81	27	18	18	22	22	22	22	81	81	81	81	81
18	7	18	18	18	18	18	37	37	37	37	37	81	7	7	3	37	22	22	18	18	18	18	18	18	18	18	11
81	8	81	7	7	7	37	81	81	81	81	81	7	22	3	12	81	11	11	11	11	11	11	11	11	11	11	18
7	9	7	37	37	37	7	7	7	7	7	7	22	10	10	27	18	7	7	7	7	7	7	7	7	7	7	7
37	10	37	10	10	10	81	10	10	10	10	22	10	3	12	7	7	10	10	10	10	34	34	34	34	34	34	34
11	11	11	81	81	81	10	11	11	22	22	10	11	11	27	11	11	32	34	34	34	10	10	10	10	10	10	10
10	12	10	11	11	11	11	22	22	11	11	11	13	13	11	10	10	34	3	3	3	3	3	3	3	3	3	3
3	13	3	3	3	3	13	13	13	13	13	13	3	12	13	13	34	3	32	32	32	32	32	32	32	32	32	32
13	14	13	13	13	13	3	3	3	3	3	3	34	34	34	34	13	13	71	71	71	71	71	71	71	71	71	71
34	15	34	34	34	34	34	34	34	34	34	34	71	71	71	71	71	71	71	71	71	71	71	71	71	71	71	71
71	16	71	71	71	71	71	71	71	71	71	71	6	6	6	6	6	6	6	6	6	6	6	6	6	6	6	6





Paul Ricard
 GT Cup Open Europe
 Race - 2
 Graphic Lap Chart



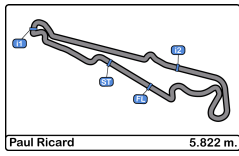


Paul Ricard
GT Cup Open Europe
Race - 2
Pit Stop Analysis



Nr.	In Day Time	Entrant/Team	Nat	Driver 1	Nat	Status	Driver 2	Nat	Status	Vehicle	Cat	In Time	Stop N°	Pit Time	Handicap	Penalty
34	13:01:32.934	Martinet By Almeras	FRA	Cédric Mezard	FRA		Steeve Hiesse	FRA		Porsche 991 Cup gen II MY	PROAM	22:14.098	1	1:16.321	1:10	
12	13:03:07.053	Antonelli MotorSport	ITA	Glauco Solieri	ITA					Lamborghini Huracan Super	AM	23:48.218	1	1:12.363	1:10	
27	13:03:13.050	Vincenzo Sospiri Racing	ITA	JP Mauro	BRA		Rodolfo Toni	BRA		Lamborghini Huracan Super	AM	23:54.214	1	1:22.059	1:20	
71	13:03:23.828	Martinet By Almeras	FRA	Pierre Martinet	FRA		Gérard Tremblay	FRA		Porsche 991 Cup MY2017	AM	24:04.993	1	1:49.218	1:10	
11	13:03:37.531	Duell Race	ITA	Eugenio Pisani	ITA		Michele Merendino	ITA		Porsche 991 Cup MY 2018	SILVER	24:18.695	1	1:17.604	1:10	
13	13:03:42.803	Baporo Motorsport	ESP	Jaume Font	ESP		Joan Vinyes	AND		Porsche 991 Cup MY 2018	AM	24:23.967	1	1:13.196	1:10	
7	13:05:44.100	Teo Martin Motorsport	ESP	Marc De Fulgencio	ESP		Thiago Vivacqua	BRA		McLaren 570S	SILVER	26:25.264	1	1:20.408	1:20	
10	13:05:49.509	Baporo Motorsport	ESP	Daniel Díaz-Varela	ESP		Manel Cerqueda	AND		Audi R8 LMS	AM	26:30.673	1	1:13.339	1:10	
18	13:07:51.367	Teo Martin Motorsport	ESP	Guillem Pujeu	ESP		Faust Salom	ESP		McLaren 570S	SILVER	28:32.532	1	1:16.657	1:15	
37	13:07:52.327	EMG Motorsport	BEL	John De Wilde	BEL					Porsche 991 Cup MY 2018	AM	28:33.491	1	1:10.921	1:10	
81	13:07:53.675	Tsunami RT	ITA	Lino Curti	ITA		Carlo Curti	ITA		Porsche 991 Cup gen II MY	PROAM	28:34.839	1	1:11.319	1:10	
32	13:10:03.681	Three Sixty Racing Team	ESP	Fernando Fortes	BRA		Julio Martini	BRA		Mercedes AMG R	AM	30:44.845	1	1:22.806	1:10	
22	13:10:06.289	Niki Leutwiler / PZ OBERER	CHE	Niki Leutwiler	CHE					Porsche 911 Cup MY 2018	AM	30:47.454	1	1:17.675	1:15	
3	13:10:19.714	EMG Motorsport	BEL	Nicolas Vandierendonck	BEL		Filip Teunkens	BEL		Porsche 991 Cup MY 2018	AM	31:00.879	1	1:14.546	1:10	
2	13:11:27.280	Sports and You	PRT	Marcio Basso	BRA		Guilherme Salas	BRA		Mercedes AMG R	PROAM	32:08.444	1	1:18.876	1:15	

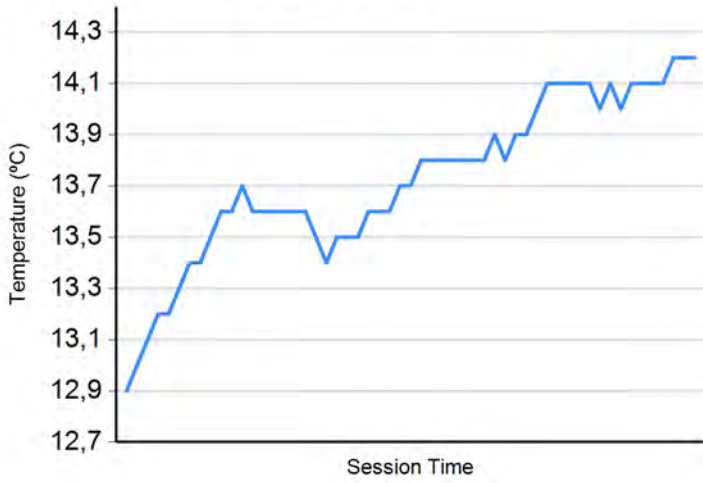




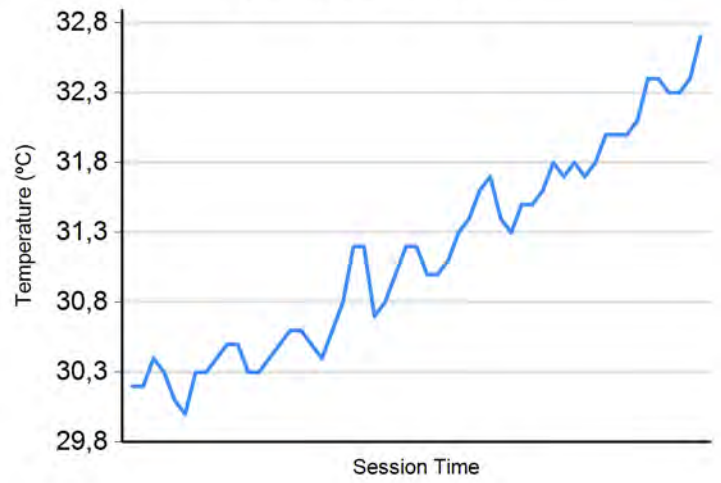
Paul Ricard
GT Cup Open Europe
Race - 2
Weather Report



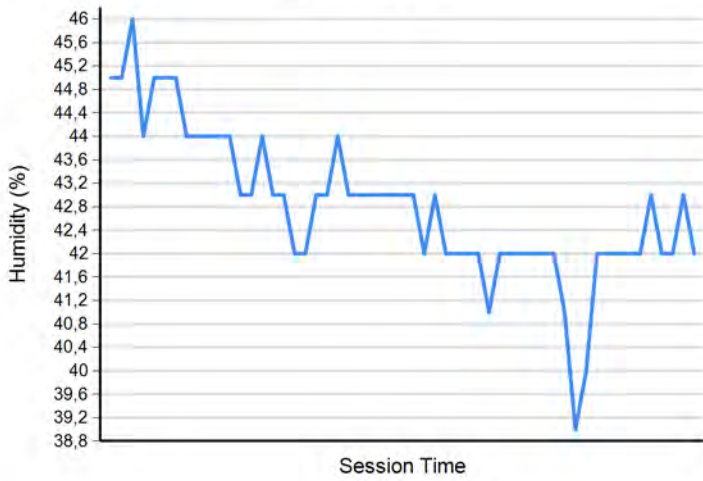
Air Temperature



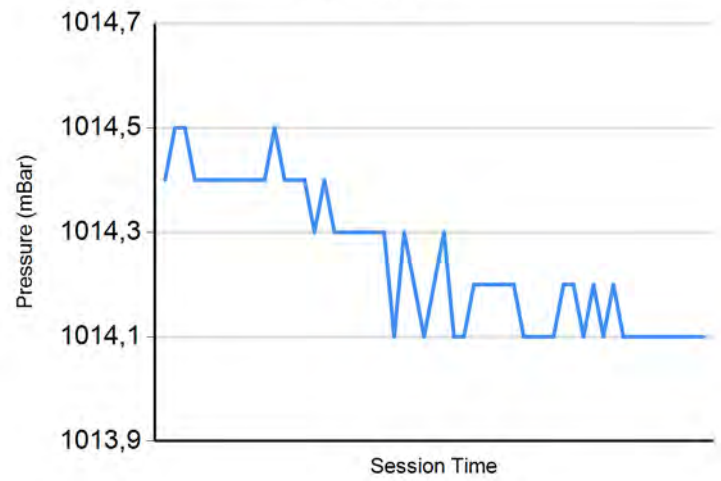
Track Temperature



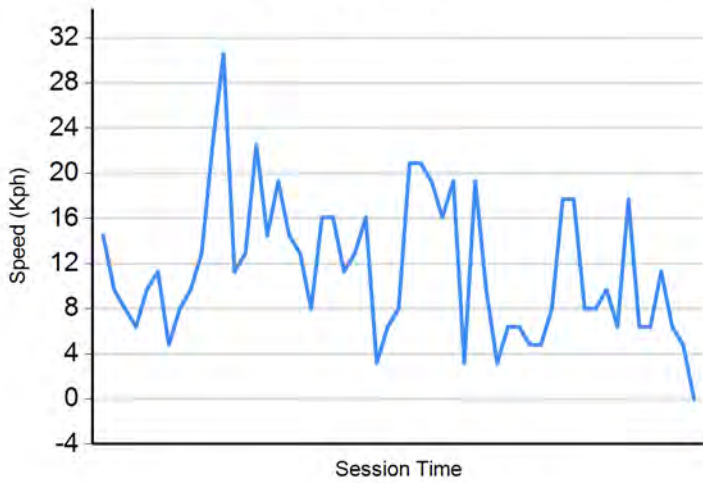
Humidity



Pressure

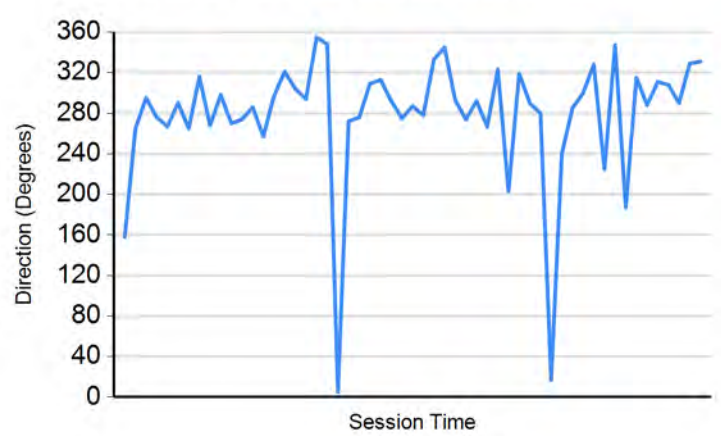


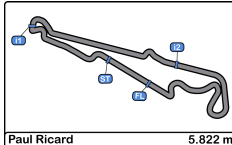
Wind Speed



Wind direction

North = 0°/360° Est = 90° South = 180° West = 270°





Paul Ricard
GT Cup Open Europe
Race - 2
Final Results



Paul Ricard 5.822 m.

Cls	Nº	Entrant/Team	Nat	Driver 1	Nat	Status	Driver 2	Nat	Status	Vehicle	Cat	Cl	Laps	Total Time	Gap	Interval	Km/h	Best	Time	Km/h
1	12	Antonelli MotorSport	ITA	Glauco Solieri	ITA					Lamborghini Huracan Super	AM	1	25	55:10.972			158.2	21	2:08.310	163.3
2	27	Vincenzo Sospiri Racing	ITA	JP Mauro	BRA		<u>Rodolfo Toni</u>	BRA		Lamborghini Huracan Super	AM	2	25	55:15.502	4.530	4.530	158.0	22	2:08.123	163.5
3	2	Sports and You	PRT	Marcio Basso	BRA		<u>Guilherme Salas</u>	BRA		Mercedes AMG R	PROAM	1	25	55:46.433	35.461	30.931	156.5	14	2:07.981	163.7
4	37	EMG Motorsport	BEL	John De Wilde	BEL					Porsche 991 Cup MY 2018	AM	3	25	55:56.845	45.873	10.412	156.0	6	2:10.152	161.0
5	22	Niki Leutwiler / PZ OBERER	CHE	Niki Leutwiler	CHE					Porsche 911 Cup MY 2018	AM	4	25	55:57.823	46.851	0.978	156.0	16	2:09.860	161.3
6	81	Tsunami RT	ITA	Lino Curti	ITA		<u>Carlo Curti</u>	ITA		Porsche 991 Cup gen II MY	PROAM	2	25	56:02.117	51.145	4.294	155.8	6	2:10.544	160.5
7	11	Duell Race	ITA	Eugenio Pisani	ITA		<u>Michele Merendino</u>	ITA		Porsche 991 Cup MY 2018	SILVER	1	25	56:04.283	53.311	2.166	155.7	22	2:09.756	161.5
8	18	Teo Martin Motorsport	ESP	Guillem Pujeu	ESP		<u>Faust Salom</u>	ESP		McLaren 570S	SILVER	2	25	56:04.970	53.998	0.687	155.7	4	2:10.702	160.3
9	7	Teo Martin Motorsport	ESP	<u>Marc De Fulgencio</u>	ESP		Thiago Vivacqua	BRA		McLaren 570S	SILVER	3	25	56:07.533	56.561	2.563	155.5	18	2:09.991	161.2
10	34	Martinet By Almeras	FRA	<u>Cédric Mezard</u>	FRA		Steeve Hiesse	FRA		Porsche 991 Cup gen II MY	PROAM	3	25	56:09.681	58.709	2.148	155.4	25	2:09.610	161.7
11	10	Baporo Motorsport	ESP	<u>Daniel Díaz-Varela</u>	ESP		Manel Cerqueda	AND		Audi R8 LMS	AM	5	25	56:34.023	1:23.051	24.342	154.3	17	2:10.894	160.1
12	3	EMG Motorsport	BEL	Nicolas Vandierendonck	BEL		<u>Filip Teunkens</u>	BEL		Porsche 991 Cup MY 2018	AM	6	25	56:36.532	1:25.560	2.509	154.2	10	2:11.332	159.5
13	32	Three Sixty Racing Team	ESP	<u>Fernando Fortes</u>	BRA		Julio Martini	BRA		Mercedes AMG R	AM	7	25	57:11.066	2:00.094	34.534	152.7	12	2:10.347	160.7
14	71	Martinet By Almeras	FRA	<u>Pierre Martinet</u>	FRA		Gérard Tremblay	FRA		Porsche 991 Cup MY2017	AM	8	23	55:40.836	2 Laps	2 Laps	144.2	15	2:16.114	153.9
Not classified: (Requirements: 75% of number laps of leader = 19 Laps)																				
	13	Baporo Motorsport	ESP	<u>Jaume Font</u>	ESP		Joan Vinyes	AND		Porsche 991 Cup MY 2018	AM	9	15	35:05.634	10 Laps	8 Laps	149.3	9	2:11.245	159.6
	6	Vincenzo Sospiri Racing	ITA	Hans-Peter Koller	CHE		<u>Edoardo Liberati</u>	ITA		Lamborghini Huracan Super	PROAM	4	10	26:12.759	15 Laps	5 Laps	133.2	2	2:07.434	164.4


Fastest lap Koller - Liberati in 2:07.434 at 164.5 Km/h in lap 2

Published at:.....

Track Temp: 32.7 °C Air Temp: 14.2 °C Humidity: 42 % Track Status: DRY


Stewards:	Race Director:	Timekeeper:
------------------	-----------------------	--------------------






Championship Classification

Cls.	Name	Nac.	Net Pts.	Pts.	Paul Ricard		SPA-Francorchamps		Hungaroring		Silverstone		Barcelona		Monza	
					R1	R2	R1	R2	R1	R2	R1	R2	R1	R2	R1	R2
1	JP Mauro	BRA	24	24	12	12										
	Rodolfo Toni	BRA	24	24	12	12										
2	Marcio Basso	BRA	18	18	8	10										
	Guilherme Salas	BRA	18	18	8	10										
3	Niki Leutwiler	CHE	16	16	10	6										
4	Glauco Solieri	ITA	15	15		15										
5	Hans-Peter Koller	CHE	15	15	15											
6	John De Wilde	BEL	13	13	5	8										
7	Marc De Fulgencio	ESP	8	8	6	2										
	Thiago Vivacqua	BRA	8	8	6	2										
8	Lino Curti	ITA	6	6	1	5										
	Carlo Curti	ITA	6	6	1	5										
9	Faust Salom	ESP	5	5	2	3										
	Guillem Pujeu	ESP	5	5	2	3										
10	Eugenio Pisani	ITA	4	4		4										
	Michele Merendino	ITA	4	4		4										
11	Jaume Font	ESP	4	4	4											
	Joan Vinyes	AND	4	4	4											
12	Daniel Díaz-Varela	ESP	3	3	3											
	Manel Cerqueda	AND	3	3	3											
13	Steeve Hiesse	FRA	1	1		1										
	Cédric Mezard	FRA	1	1		1										
14	Filip Teunkens	BEL	0	0												
	Nicolas Vandierendonck	BEL	0	0												
15	Edoardo Liberati	ITA	0	0												
16	Fernando Navarrete	ESP	0	0												
	Fernando Navarrete Jr	ESP	0	0												
17	Fernando Fortes	BRA	0	0												
	Julio Martini	BRA	0	0												
18	Pierre Martinet	FRA	0	0												
	Gérard Tremblay	FRA	0	0												




Championship SILVER Classification

Cls.	Name	Nac.	Net Pts.	Pts.	Paul Ricard		SPA-Francorchamps		Hungaroring		Silverstone		Barcelona		Monza	
					R1	R2	R1	R2	R1	R2	R1	R2	R1	R2	R1	R2
1	Faust Salom	ESP	8	8	4	4										
	Guillem Pujeu	ESP	8	8	4	4										
2	Marc De Fulgencio	ESP	8	8	5	3										
	Thiago Vivacqua	BRA	8	8	5	3										
3	Eugenio Pisani	ITA	5	5		5										
	Michele Merendino	ITA	5	5		5										




Championship PROAM Classification

Cls.	Name	Nac.	Net Pts.	Pts.	Paul Ricard		SPA-Francorchamps		Hungaroring		Silverstone		Barcelona		Monza	
					R1	R2	R1	R2	R1	R2	R1	R2	R1	R2	R1	R2
1	Guilherme Salas	BRA	9	9	4	5										
	Marcio Basso	BRA	9	9	4	5										
2	Carlo Curti	ITA	7	7	3	4										
	Lino Curti	ITA	7	7	3	4										
3	Hans-Peter Koller	CHE	5	5	5											
4	Steeve Hiesse	FRA	3	3		3										
	Cédric Mezard	FRA	3	3		3										
5	Edoardo Liberati	ITA	0	0												
6	Fernando Navarrete	ESP	0	0												
	Fernando Navarrete Jr	ESP	0	0												



Championship AM Classification

Cls.	Name	Nac.	Net Pts.	Pts.	Paul Ricard		SPA-Francorchamps		Hungaroring		Silverstone		Barcelona		Monza	
					R1	R2	R1	R2	R1	R2	R1	R2	R1	R2	R1	R2
1	JP Mauro	BRA	18	18	10	8										
	Rodolfo Toni	BRA	18	18	10	8										
2	John De Wilde	BEL	12	12	6	6										
3	Niki Leutwiler	CHE	12	12	8	4										
4	Glauco Solieri	ITA	10	10		10										
5	Daniel Diaz-Varela	ESP	6	6	3	3										
	Manel Cerqueda	AND	6	6	3	3										
6	Nicolas Vandierendonck	BEL	4	4	2	2										
	Filip Teunkens	BEL	4	4	2	2										
7	Jaume Font	ESP	4	4	4											
	Joan Vinyes	AND	4	4	4											
8	Julio Martini	BRA	0	0												
	Fernando Fortes	BRA	0	0												
9	Gérard Tremblay	FRA	0	0												
	Pierre Martinet	FRA	0	0												




Championship Teams' Classification

Cls.	Team	Nac.	Net Pts.	Pts.	Paul Ricard		SPA-Francorchamps		Hungaroring		Silverstone		Barcelona		Monza	
					R1	R2	R1	R2	R1	R2	R1	R2	R1	R2	R1	R2
1	Vincenzo Sospiri Racing	ITA	26	26	18	8										
2	Antonelli MotorSport	ITA	10	10		10										
3	Sports and You	PRT	10	10	4	6										
4	Niki Leutwiler / PZ OBERER ZURICKSEE by TFT	CHE	9	9	6	3										
5	EMG Motorsport	BEL	6	6	2	4										
6	Teo Martin Motorsport	ESP	3	3	3											
7	Tsunami RT	ITA	2	2		2										
8	Three Sixty Racing Team	ESP	0	0												
	Baporo Motorsport	ESP	0	0												
9	Duell Race	ITA	0	0												
	Martinet By Almeras	FRA	0	0												

Drivers Statistics

Cls.	Nº	Name	Net Points	Points	First Positions	Seconds Positions	Thirds Positions	Race Fastest Laps	Pole Positions	Laps in first place	Km. covered in Race	Km. covered in Practice
1	27	JP Mauro	24	24		2				8	291.100	174.660
	27	Rodolfo Toni	24	24		2				8	291.100	174.660
2	2	Marcio Basso	18	18			1	1		10	291.100	203.770
	2	Guilherme Salas	18	18			1	1		10	291.100	203.770
3	22	Niki Leutwiler	16	16			1				291.100	256.168
4	12	Glauco Solieri	15	15	1					7	279.456	221.236
5	6	Hans-Peter Koller	15	15	1			1	2	25	203.770	174.660
6	37	John De Wilde	13	13							291.100	261.990
7	7	Marc De Fulgencio	8	8							291.100	238.702
	7	Thiago Vivacqua	8	8							291.100	238.702
8	81	Lino Curti	6	6							291.100	291.100
	81	Carlo Curti	6	6							291.100	291.100
9	18	Faust Salom	5	5							291.100	273.634
	18	Guillem Pujeu	5	5							291.100	273.634
10	11	Eugenio Pisani	4	4							168.838	291.100
	11	Michele Merendino	4	4							168.838	291.100
11	13	Jaume Font	4	4							232.880	296.922
	13	Joan Vinyes	4	4							232.880	296.922
12	10	Daniel Díaz-Varela	3	3							291.100	296.922
	10	Manel Cerqueda	3	3							291.100	296.922
13	34	Steeve Hiesse	1	1							250.346	314.388
	34	Cédric Mezard	1	1							250.346	314.388
14	3	Filip Teunkens	0	0							291.100	285.278
	3	Nicolas Vandierendonck	0	0							291.100	285.278
15	6	Edoardo Liberati	0	0				1	2	8	58.220	174.660
16	15	Fernando Navarrete	0	0							98.974	250.346
	15	Fernando Navarrete Jr	0	0							98.974	250.346
17	32	Fernando Fortes	0	0							291.100	180.482
	32	Julio Martini	0	0							291.100	180.482
18	71	Pierre Martinet	0	0							267.812	314.388
	71	Gérard Tremblay	0	0							267.812	314.388



Drivers Performance

Cls.	Name	Nac.	Net Pts.	Pts.	Paul Ricard		SPA-Francorchamps		Hungaroring		Silverstone		Barcelona		Monza	
					R1	R2	R1	R2	R1	R2	R1	R2	R1	R2	R1	R2
1	JP Mauro	BRA	24	24	3 - 2	4 - 2										
	Rodolfo Toni	BRA	24	24	3 - 2	4 - 2										
2	Marcio Basso	BRA	18	18	10 - 4	2 - 3										
	Guilherme Salas	BRA	18	18	10 - 4	2 - 3										
3	Niki Leutwiler	CHE	16	16	4 - 3	5 - 5										
4	Glauco Solieri	ITA	15	15	2 - 13	3 - 1										
5	Hans-Peter Koller	CHE	15	15	1 - 1	1 - NC										
6	John De Wilde	BEL	13	13	12 - 6	10 - 4										
7	Marc De Fulgencio	ESP	8	8	8 - 5	9 - 9										
	Thiago Vivacqua	BRA	8	8	8 - 5	9 - 9										
8	Lino Curti	ITA	6	6	14 - 10	8 - 6										
	Carlo Curti	ITA	6	6	14 - 10	8 - 6										
9	Faust Salom	ESP	5	5	11 - 9	7 - 8										
	Guillem Pujeu	ESP	5	5	11 - 9	7 - 8										
10	Eugenio Pisani	ITA	4	4	9 - NC	11 - 7										
	Michele Merendino	ITA	4	4	9 - NC	11 - 7										
11	Jaume Font	ESP	4	4	6 - 7	14 - NC										
	Joan Vinyes	AND	4	4	6 - 7	14 - NC										
12	Daniel Díaz-Varela	ESP	3	3	5 - 8	12 - 11										
	Manel Cerqueda	AND	3	3	5 - 8	12 - 11										
13	Steeve Hiesse	FRA	1	1	13 - NC	15 - 10										
	Cédric Mezard	FRA	1	1	13 - NC	15 - 10										
14	Filip Teunkens	BEL	0	0	16 - 11	13 - 12										
	Nicolas Vandierendonck	BEL	0	0	16 - 11	13 - 12										
15	Edoardo Liberati	ITA	0	0	1 - NP	1 - NC										
16	Fernando Navarrete	ESP	0	0	7 - NC	NP - NP										
	Fernando Navarrete Jr	ESP	0	0	7 - NC	NP - NP										
17	Fernando Fortes	BRA	0	0	15 - 12	6 - 13										
	Julio Martini	BRA	0	0	15 - 12	6 - 13										
18	Pierre Martinet	FRA	0	0	17 - 14	16 - 14										
	Gérard Tremblay	FRA	0	0	17 - 14	16 - 14										