



Real Federación Española
de Automovilismo



INTERNATIONAL GT OPEN

Round 1

Paul Ricard

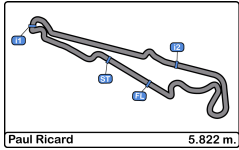
27th – 28th April 2019

Results booklet



Provided by Cronococa S.L.
www.cronococa.com





Paul Ricard
International GT Open
Private test - 1
Provisional Results



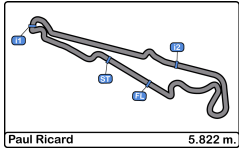
| Cls | Nº | Entrant/Team | Nat | Driver 1 | Nat | Driver 2 | Nat | Vehicle | Cat | Cls | Laps | Best | Time | Gap | Interval | Km/h |
|-----|----|----------------------------|-----|-------------------------|-----|---------------------|-----|-----------------------------|-------|-----|------|------|----------|--------|----------|-------|
| 1 | 63 | Emil Frey Racing | CHN | Albert Costa | ESP | Giacomo Altoè | ITA | Lamborghini Huracan GT3 EVO | PRO | 1 | 19 | 19 | 2:01.634 | | | 172.3 |
| 2 | 16 | Teo Martín Motorsport | ESP | Marcelo Hahn | BRA | Allam Khodair | BRA | McLaren 720 s | PROAM | 1 | 13 | 10 | 2:01.820 | 0.186 | 0.186 | 172.0 |
| 3 | 14 | Emil Frey Racing | CHN | Norbert Siedler | AUT | Mikaël Grenier | CAN | Lamborghini Huracan GT3 EVO | PRO | 2 | 18 | 17 | 2:02.086 | 0.452 | 0.266 | 171.6 |
| 4 | 20 | SPS Automotive Performance | DEU | Valentin Pierburg | DEU | Tom Onslow-Cole | GBR | Mercedes AMG GT3 | PROAM | 2 | 18 | 10 | 2:02.334 | 0.700 | 0.248 | 171.3 |
| 5 | 17 | Teo Martín Motorsport | ESP | Fran Rueda | ESP | Andrés Saravia | GTM | McLaren 720 s | PRO | 3 | 18 | 11 | 2:02.367 | 0.733 | 0.033 | 171.2 |
| 6 | 59 | Teo Martín Motorsport | ESP | Martin Kodrić | HRV | Henrique Chaves | PRT | McLaren 720 s | PRO | 4 | 19 | 6 | 2:02.496 | 0.862 | 0.129 | 171.1 |
| 7 | 10 | SPS Automotive Performance | DEU | Miguel Ramos | PRT | Fabrizio Crestani | ITA | Mercedes AMG GT3 | PRO | 5 | 20 | 6 | 2:02.767 | 1.133 | 0.271 | 170.7 |
| 8 | 75 | Rowe Racing / SunEnergy1 | DEU | Kenny Habul | AUS | Thomas Jäger | DEU | Mercedes AMG GT3 | PROAM | 3 | 18 | 17 | 2:02.835 | 1.201 | 0.068 | 170.6 |
| 9 | 93 | Spirit of Race / Tempesta | GBR | Christopher Froggatt | GBR | Edward Cheever III | ITA | Ferrari 488 GT3 | PROAM | 4 | 19 | 16 | 2:02.950 | 1.316 | 0.115 | 170.4 |
| 10 | 25 | HTP Motorsport | DEU | Alexander Hrachowina | AUT | Martin Konrad | AUT | Mercedes AMG GT3 | AM | 1 | 19 | 12 | 2:03.026 | 1.392 | 0.076 | 170.3 |
| 11 | 19 | Raton Racing by Target | ITA | Jiatong Liang | CHN | Raffaele Giammaria | ITA | Lamborghini Huracan GT3 EVO | PRO | 6 | 17 | 9 | 2:03.035 | 1.401 | 0.009 | 170.3 |
| 12 | 90 | Raton Racing by Target | ITA | Alberto Di Falco | ITA | Christoph Lenz | CHE | Lamborghini Huracan GT3 EVO | PROAM | 5 | 20 | 9 | 2:03.161 | 1.527 | 0.126 | 170.1 |
| 13 | 12 | Ombra Racing | ITA | Federico Leo | ITA | Najiy Razak | MYS | Lamborghini Huracan GT3 EVO | PRO | 7 | 20 | 19 | 2:03.466 | 1.832 | 0.305 | 169.7 |
| 14 | 26 | Lazarus Racing | ITA | Eliseo Martínez | ESP | Fabio Onidi | ITA | Lamborghini Huracan GT3 | PRO | 8 | 21 | 8 | 2:03.748 | 2.114 | 0.282 | 169.3 |
| 15 | 66 | Vincenzo Sospiri Racing | ITA | Kang Ling | CHN | Frederik Schandorff | DNK | Lamborghini Huracan GT3 | PROAM | 6 | 20 | 19 | 2:03.920 | 2.286 | 0.172 | 169.1 |
| 16 | 27 | Lazarus Racing | ITA | Nicola De Marco | ITA | Nicolas Pohler | DEU | Lamborghini Huracan GT3 | PRO | 9 | 7 | 6 | 2:04.027 | 2.393 | 0.107 | 168.9 |
| 17 | 96 | Optimum Motorsport | GBR | Oliver Wilkinson | GBR | Bradley Ellis | GBR | Aston Martin GT3 AMR MY2019 | PROAM | 7 | 23 | 6 | 2:04.411 | 2.777 | 0.384 | 168.4 |
| 18 | 7 | Petri Corse | ITA | Petru Razvan Umbrarescu | ROU | Jules Gounon | FRA | Bentley Continental GT3 | PRO | 10 | 17 | 15 | 2:06.003 | 4.369 | 1.592 | 166.3 |
| 19 | 99 | Sports and You | PRT | António Coimbra | PRT | Luis Silva | PRT | Mercedes AMG GT3 | AM | 2 | 15 | 13 | 2:07.914 | 6.280 | 1.911 | 163.8 |
| 20 | 21 | Spirit of Race | ITA | Duncan Cameron | GBR | Matt Griffin | IRL | Ferrari 488 GT3 | PROAM | 8 | 2 | 2 | 2:28.207 | 26.573 | 20.293 | 141.4 |

Published at:.....

Track Temp: 22.0 °C Air Temp: 14.4 °C Humidity: 70 % Track Status: DRY

| | | |
|------------------|-----------------------|--------------------|
| Stewards: | Race Director: | Timekeeper: |
|------------------|-----------------------|--------------------|





Paul Ricard
International GT Open
Private test - 1
Provisional Results by Class



| Cls | Nº | Entrant/Team | Nat | Driver 1 | Nat | Status | Driver 2 | Nat | Status | Vehicle | Cat | Cls | Laps | Best | Time | Gap | Interval | Km/h | |
|--------------|----|----------------------------|-----|-------------------------|-----|--------|---------------------|-----|--------|-----------------------------|-------|-----|------|------|----------|--------|----------|-------|--|
| PRO | | | | | | | | | | | | | | | | | | | |
| 1 | 63 | Emil Frey Racing | CHN | Albert Costa | ESP | | Giacomo Altoè | ITA | | Lamborghini Huracan GT3 EVO | PRO | 1 | 19 | 19 | 2:01.634 | | | 172.3 | |
| 2 | 14 | Emil Frey Racing | CHN | Norbert Siedler | AUT | | Mikaël Grenier | CAN | | Lamborghini Huracan GT3 EVO | PRO | 2 | 18 | 17 | 2:02.086 | 0.452 | 0.452 | 171.6 | |
| 3 | 17 | Teo Martín Motorsport | ESP | Fran Rueda | ESP | | Andrés Saravia | GTM | | McLaren 720 s | PRO | 3 | 18 | 11 | 2:02.367 | 0.733 | 0.281 | 171.2 | |
| 4 | 59 | Teo Martín Motorsport | ESP | Martin Kodrić | HRV | | Henrique Chaves | PRT | | McLaren 720 s | PRO | 4 | 19 | 6 | 2:02.496 | 0.862 | 0.129 | 171.1 | |
| 5 | 10 | SPS Automotive Performance | DEU | Miguel Ramos | PRT | | Fabrizio Crestani | ITA | | Mercedes AMG GT3 | PRO | 5 | 20 | 6 | 2:02.767 | 1.133 | 0.271 | 170.7 | |
| 6 | 19 | Raton Racing by Target | ITA | Jiatong Liang | CHN | | Raffaele Giammaria | ITA | | Lamborghini Huracan GT3 EVO | PRO | 6 | 17 | 9 | 2:03.035 | 1.401 | 0.268 | 170.3 | |
| 7 | 12 | Ombra Racing | ITA | Federico Leo | ITA | | Najiy Razak | MYS | | Lamborghini Huracan GT3 EVO | PRO | 7 | 20 | 19 | 2:03.466 | 1.832 | 0.431 | 169.7 | |
| 8 | 26 | Lazarus Racing | ITA | Eliseo Martínez | ESP | | Fabio Onidi | ITA | | Lamborghini Huracan GT3 | PRO | 8 | 21 | 8 | 2:03.748 | 2.114 | 0.282 | 169.3 | |
| 9 | 27 | Lazarus Racing | ITA | Nicola De Marco | ITA | | Nicolas Pohler | DEU | | Lamborghini Huracan GT3 | PRO | 9 | 7 | 6 | 2:04.027 | 2.393 | 0.279 | 168.9 | |
| 10 | 7 | Petri Corse | ITA | Petru Razvan Umbrurescu | ROU | | Jules Gounon | FRA | | Bentley Continental GT3 | PRO | 10 | 17 | 15 | 2:06.003 | 4.369 | 1.976 | 166.3 | |
| PROAM | | | | | | | | | | | | | | | | | | | |
| 1 | 16 | Teo Martín Motorsport | ESP | Marcelo Hahn | BRA | | Allam Khodair | BRA | | McLaren 720 s | PROAM | 1 | 13 | 10 | 2:01.820 | | | 172.0 | |
| 2 | 20 | SPS Automotive Performance | DEU | Valentin Pierburg | DEU | | Tom Onslow-Cole | GBR | | Mercedes AMG GT3 | PROAM | 2 | 18 | 10 | 2:02.334 | 0.514 | 0.514 | 171.3 | |
| 3 | 75 | Rowe Racing / SunEnergy1 | DEU | Kenny Habul | AUS | | Thomas Jäger | DEU | | Mercedes AMG GT3 | PROAM | 3 | 18 | 17 | 2:02.835 | 1.015 | 0.501 | 170.6 | |
| 4 | 93 | Spirit of Race / Tempesta | GBR | Christopher Froggatt | GBR | | Edward Cheever III | ITA | | Ferrari 488 GT3 | PROAM | 4 | 19 | 16 | 2:02.950 | 1.130 | 0.115 | 170.4 | |
| 5 | 90 | Raton Racing by Target | ITA | Alberto Di Falco | ITA | | Christoph Lenz | CHN | | Lamborghini Huracan GT3 EVO | PROAM | 5 | 20 | 9 | 2:03.161 | 1.341 | 0.211 | 170.1 | |
| 6 | 66 | Vincenzo Sospiri Racing | ITA | Kang Ling | CHN | | Frederik Schandorff | DNK | | Lamborghini Huracan GT3 | PROAM | 6 | 20 | 19 | 2:03.920 | 2.100 | 0.759 | 169.1 | |
| 7 | 96 | Optimum Motorsport | GBR | Oliver Wilkinson | GBR | | Bradley Ellis | GBR | | Aston Martin GT3 AMR MY2019 | PROAM | 7 | 23 | 6 | 2:04.411 | 2.591 | 0.491 | 168.4 | |
| 8 | 21 | Spirit of Race | ITA | Duncan Cameron | GBR | | Matt Griffin | IRL | | Ferrari 488 GT3 | PROAM | 8 | 2 | 2 | 2:28.207 | 26.387 | 23.796 | 141.4 | |
| AM | | | | | | | | | | | | | | | | | | | |
| 1 | 25 | HTP Motorsport | DEU | Alexander Hrachowina | AUT | | Martin Konrad | AUT | | Mercedes AMG GT3 | AM | 1 | 19 | 12 | 2:03.026 | | | 170.3 | |
| 2 | 99 | Sports and You | PRT | António Coimbra | PRT | | Luis Silva | PRT | | Mercedes AMG GT3 | AM | 2 | 15 | 13 | 2:07.914 | 4.888 | 4.888 | 163.8 | |

Published at:.....

Track Temp: 22.0 °C Air Temp: 14.4 °C Humidity: 70 % Track Status: DRY

| | | |
|------------------|-----------------------|--------------------|
| Stewards: | Race Director: | Timekeeper: |
|------------------|-----------------------|--------------------|





Paul Ricard
International GT Open
Private test - 1
Lap Analysis



| 7 | | | | | | | |
|---------------------------|---|--------------|-------------------------|----------|----------|--------|--------------|
| 1 Petru Razvan Umbrarescu | | | Bentley Continental GT3 | | | | |
| PRO | | | | | | | |
| 2 Jules Gounon | | | Petri Corse | | | | |
| Lap | D | Time | Sector 1 | Sector 2 | Sector 3 | T. Spd | Elapsed |
| 1 | | 12:13:23.903 | 12:11:40.961 | 46.165 | 56.777 | | 12:13:23.903 |
| 2 | | 7:44.311 P | 48.960 | 45.988 | 6:09.363 | 248.2 | 12:21:08.214 |
| 3 | | 2:28.159 | 52.981 | 40.252 | 54.926 | | 12:23:36.373 |
| 4 | | 2:09.105 | 35.737 | 39.198 | 54.170 | 248.8 | 12:25:45.478 |
| 5 | | 2:08.084 | 35.352 | 38.736 | 53.996 | 250.0 | 12:27:53.562 |
| 6 | | 2:08.466 | 35.203 | 39.203 | 54.060 | 249.4 | 12:30:02.028 |
| 7 | | 2:10.705 | 35.208 | 38.417 | 57.080 | 250.0 | 12:32:12.733 |
| 8 | | 8:04.932 P | 35.795 | 39.456 | 6:49.681 | 250.5 | 12:40:17.665 |
| 9 | | 2:28.597 | 54.173 | 39.376 | 55.048 | | 12:42:46.262 |
| 10 | | 2:08.184 | 35.551 | 38.897 | 53.736 | 249.4 | 12:44:54.446 |
| 11 | | 2:07.857 | 35.094 | 38.833 | 53.930 | 250.5 | 12:47:02.303 |
| 12 | | 2:07.239 | 34.710 | 38.567 | 53.962 | 250.0 | 12:49:09.542 |
| 13 | | 2:07.295 | 34.754 | 38.552 | 53.989 | 250.5 | 12:51:16.837 |
| 14 | | 2:06.805 | 34.938 | 38.232 | 53.635 | 250.5 | 12:53:23.642 |
| 15 | | 2:06.003 | 34.743 | 38.091 | 53.169 | 251.7 | 12:55:29.645 |
| 16 | | 2:06.596 | 34.742 | 38.126 | 53.728 | 250.5 | 12:57:36.241 |
| 17 | | 2:06.079 | 34.549 | 38.064 | 53.466 | 251.7 | 12:59:42.320 |
| 18 | | | 36.175 | 41.874 | | 250.5 | |

| 10 | | | | | | | |
|---------------------|---|--------------|----------------------------|----------|----------|--------|--------------|
| 1 Miguel Ramos | | | Mercedes AMG GT3 | | | | |
| PRO | | | | | | | |
| 2 Fabrizio Crestani | | | SPS Automotive Performance | | | | |
| Lap | D | Time | Sector 1 | Sector 2 | Sector 3 | T. Spd | Elapsed |
| 1 | | 12:07:55.342 | 12:06:19.520 | 39.579 | 56.243 | | 12:07:55.342 |
| 2 | | 2:03.285 | 33.950 | 37.312 | 52.023 | 246.0 | 12:09:58.627 |
| 3 | | 2:03.677 | 33.882 | 37.891 | 51.904 | 250.0 | 12:12:02.304 |
| 4 | | 2:04.485 | 33.801 | 37.375 | 53.309 | 246.5 | 12:14:06.789 |
| 5 | | 2:02.988 | 33.744 | 37.322 | 51.922 | 246.0 | 12:16:09.777 |
| 6 | | 2:02.767 | 33.622 | 37.292 | 51.853 | 248.2 | 12:18:12.544 |
| 7 | | 5:17.855 P | 34.033 | 39.803 | 4:04.019 | 248.8 | 12:23:30.399 |
| 8 | | 2:28.334 | 54.402 | 39.381 | 54.551 | | 12:25:58.733 |
| 9 | | 2:11.140 | 35.874 | 39.617 | 55.649 | 249.4 | 12:28:09.873 |
| 10 | | 2:05.253 | 33.956 | 38.106 | 53.191 | 248.8 | 12:30:15.126 |
| 11 | | 2:04.105 | 34.036 | 37.648 | 52.421 | 248.8 | 12:32:19.231 |
| 12 | | 2:03.731 | 33.991 | 37.500 | 52.240 | 248.8 | 12:34:22.962 |
| 13 | | 5:53.995 P | 33.496 | 39.574 | 4:40.925 | 247.1 | 12:40:16.957 |
| 14 | | 2:27.972 | 53.035 | 38.327 | 56.610 | | 12:42:44.929 |
| 15 | | 2:03.575 | 33.915 | 37.591 | 52.069 | 246.0 | 12:44:48.504 |
| 16 | | 2:03.504 | 33.925 | 37.364 | 52.215 | 247.7 | 12:46:52.008 |
| 17 | | 2:15.244 | 35.726 | 40.954 | 58.564 | 247.7 | 12:49:07.252 |
| 18 | | 2:15.446 | 34.542 | 37.454 | 1:03.450 | 246.5 | 12:51:22.698 |
| 19 | | 2:03.185 | 34.113 | 37.230 | 51.842 | 248.2 | 12:53:25.883 |
| 20 | | 2:08.071 | 33.908 | 37.270 | 56.893 | 248.2 | 12:55:33.954 |
| 21 | | | | 3:25.754 | | 248.2 | |

| 12 | | | | | | | |
|----------------|---|--------------|-----------------------------|----------|----------|--------|--------------|
| 1 Federico Leo | | | Lamborghini Huracan GT3 EVO | | | | |
| PRO | | | | | | | |
| 2 Najiy Razak | | | Ombra Racing | | | | |
| Lap | D | Time | Sector 1 | Sector 2 | Sector 3 | T. Spd | Elapsed |
| 1 | | 12:08:01.951 | 12:06:25.454 | 38.855 | 57.642 | | 12:08:01.951 |
| 2 | | 2:11.842 | 36.457 | 37.801 | 57.584 | 229.2 | 12:10:13.793 |
| 3 | | 2:17.608 P | 34.572 | 38.079 | 1:04.957 | 248.2 | 12:12:31.401 |
| 4 | | 4:15.961 | 2:45.417 | 37.773 | 52.771 | | 12:16:47.362 |
| 5 | | 2:05.593 | 34.285 | 37.476 | 53.832 | 249.4 | 12:18:52.955 |
| 6 | | 2:09.408 | 38.207 | 38.084 | 53.117 | 248.8 | 12:21:02.363 |
| 7 | | 2:05.251 | 34.898 | 37.875 | 52.478 | 247.7 | 12:23:07.614 |
| 8 | | 2:03.805 | 34.160 | 37.415 | 52.230 | 248.8 | 12:25:11.419 |
| 9 | | 2:12.718 P | 34.252 | 37.304 | 1:01.162 | 248.8 | 12:27:24.137 |
| 10 | | 6:04.622 | 4:31.109 | 39.498 | 54.015 | | 12:33:28.759 |
| 11 | | 2:06.222 | 34.874 | 38.184 | 53.164 | 246.5 | 12:35:34.981 |
| 12 | | 2:04.857 | 34.559 | 37.903 | 52.395 | 247.7 | 12:37:39.838 |
| 13 | | 2:04.928 | 34.371 | 37.793 | 52.764 | 248.2 | 12:39:44.766 |
| 14 | | 2:12.516 P | 34.339 | 37.878 | 1:00.299 | 247.7 | 12:41:57.282 |
| 15 | | 8:39.021 | 7:07.034 | 39.044 | 52.943 | | 12:50:36.303 |
| 16 | | 2:04.478 | 34.359 | 37.669 | 52.450 | 246.5 | 12:52:40.781 |
| 17 | | 2:03.886 | 33.965 | 37.629 | 52.292 | 247.1 | 12:54:44.667 |
| 18 | | 2:04.640 | 34.438 | 37.753 | 52.449 | 247.1 | 12:56:49.307 |
| 19 | | 2:03.466 | 33.971 | 37.528 | 51.967 | 247.1 | 12:58:52.773 |
| 20 | | 2:16.220 P | 33.956 | 37.536 | 1:04.728 | 247.7 | 13:01:08.993 |

| 14 | | | | | | | |
|-------------------|---|--------------|-----------------------------|----------|----------|--------|--------------|
| 1 Norbert Siedler | | | Lamborghini Huracan GT3 EVO | | | | |
| PRO | | | | | | | |
| 2 Mikaël Grenier | | | Emil Frey Racing | | | | |
| Lap | D | Time | Sector 1 | Sector 2 | Sector 3 | T. Spd | Elapsed |
| 1 | | 12:08:29.507 | 12:06:46.426 | 43.665 | 59.416 | | 12:08:29.507 |
| 2 | | 2:05.815 | 34.561 | 38.024 | 53.230 | 244.8 | 12:10:35.322 |
| 3 | | 2:08.168 | 35.443 | 39.015 | 53.710 | 246.5 | 12:12:43.490 |
| 4 | | 2:04.746 | 33.952 | 37.983 | 52.811 | 246.5 | 12:14:48.236 |
| 5 | | 2:03.928 | 33.870 | 37.773 | 52.285 | 247.1 | 12:16:52.164 |
| 6 | | 2:06.865 | 34.071 | 39.275 | 53.519 | 249.4 | 12:18:59.029 |
| 7 | | 7:38.975 P | 34.349 | 42.063 | 6:22.563 | 248.2 | 12:26:38.004 |
| 8 | | 2:22.641 | 51.479 | 38.189 | 52.973 | | 12:29:00.645 |
| 9 | | 2:04.017 | 33.999 | 37.587 | 52.431 | 247.7 | 12:31:04.662 |
| 10 | | 2:03.487 | 33.773 | 37.481 | 52.233 | 247.7 | 12:33:08.149 |
| 11 | | 2:03.598 | 33.927 | 37.516 | 52.155 | 247.7 | 12:35:11.747 |
| 12 | | 2:03.100 | 33.603 | 37.338 | 52.159 | 246.5 | 12:37:14.847 |
| 13 | | 9:55.466 P | 33.936 | 37.680 | 8:43.850 | 247.7 | 12:47:10.313 |
| 14 | | 2:37.817 | 58.765 | 44.264 | 54.788 | | 12:49:48.130 |
| 15 | | 2:02.806 | 33.719 | 37.137 | 51.950 | 246.0 | 12:51:50.936 |
| 16 | | 2:03.464 | 33.967 | 37.291 | 52.206 | 247.7 | 12:53:54.400 |
| 17 | | 2:02.086 | 33.382 | 37.185 | 51.519 | 248.2 | 12:55:56.486 |
| 18 | | 2:11.040 | 35.250 | 39.819 | 55.971 | 246.5 | 12:58:07.526 |
| 19 | | | 33.494 | 37.209 | | 246.5 | |





Paul Ricard
International GT Open
Private test - 1
Lap Analysis



16

1 Marcelo Hahn McLaren 720 s
 2 Allam Khodair Teo Martin Motorsport

| Lap | D | Time | Sector 1 | Sector 2 | Sector 3 | T. Spd | Elapsed |
|-----|---|--------------|--------------|----------|----------|--------|--------------|
| 1 | | 12:15:52.726 | 12:14:10.028 | 39.735 | 1:02.963 | | 12:15:52.726 |
| 2 | | 2:20.643 P | 38.855 | 37.415 | 1:04.373 | 216.4 | 12:18:13.369 |
| 3 | | 4:20.704 | 2:50.815 | 37.363 | 52.526 | | 12:22:34.073 |
| 4 | | 2:22.154 | 48.970 | 40.595 | 52.589 | 254.7 | 12:24:56.227 |
| 5 | | 2:03.072 | 33.768 | 36.652 | 52.652 | 255.3 | 12:26:59.299 |
| 6 | | 2:18.215 P | 36.756 | 37.087 | 1:04.372 | 255.3 | 12:29:17.514 |
| 7 | | 6:04.426 P | 4:16.367 | 37.470 | 1:10.589 | | 12:35:21.940 |
| 8 | | 14:39.304 | 13:09.427 | 37.266 | 52.611 | | 12:50:01.244 |
| 9 | | 2:08.450 | 33.543 | 36.638 | 58.269 | 254.1 | 12:52:09.694 |
| 10 | | 2:01.820 | 33.354 | 36.779 | 51.687 | 255.9 | 12:54:11.514 |
| 11 | | 2:05.906 | 34.828 | 37.244 | 53.834 | 257.7 | 12:56:17.420 |
| 12 | | 2:07.395 | 33.462 | 36.652 | 57.281 | 255.9 | 12:58:24.815 |
| 13 | | 2:15.153 P | 33.339 | 36.498 | 1:05.316 | 256.5 | 13:00:39.968 |

17

1 Fran Rueda McLaren 720 s
 2 Andrés Saravia Teo Martin Motorsport

| Lap | D | Time | Sector 1 | Sector 2 | Sector 3 | T. Spd | Elapsed |
|-----|---|----------------|--------------|----------|----------|--------|--------------|
| 1 | | 12:11:38.458 P | 12:09:50.835 | 40.079 | 1:07.544 | | 12:11:38.458 |
| 2 | | 4:01.796 P | 2:22.823 | 38.743 | 1:00.230 | | 12:15:40.254 |
| 3 | | 2:25.841 | 55.292 | 38.085 | 52.464 | | 12:18:06.095 |
| 4 | | 2:03.682 | 33.601 | 37.578 | 52.503 | 255.9 | 12:20:09.777 |
| 5 | | 2:04.271 | 34.541 | 37.440 | 52.290 | 254.7 | 12:22:14.048 |
| 6 | | 2:02.512 | 33.547 | 36.880 | 52.085 | 254.1 | 12:24:16.560 |
| 7 | | 2:13.329 P | 33.986 | 37.928 | 1:01.415 | 255.9 | 12:26:29.889 |
| 8 | | 9:03.696 | 7:32.826 | 38.050 | 52.820 | | 12:35:33.585 |
| 9 | | 2:03.422 | 33.936 | 37.227 | 52.259 | 247.7 | 12:37:37.007 |
| 10 | | 2:03.034 | 33.859 | 37.025 | 52.150 | 245.4 | 12:39:40.041 |
| 11 | | 2:02.367 | 33.604 | 36.940 | 51.823 | | 12:41:42.408 |
| 12 | | 2:03.358 | 33.859 | 37.466 | 52.033 | 255.3 | 12:43:45.766 |
| 13 | | 2:09.775 P | 33.673 | 37.034 | 59.068 | 252.9 | 12:45:55.541 |
| 14 | | 6:07.663 | 4:38.345 | 37.371 | 51.947 | | 12:52:03.204 |
| 15 | | 2:02.549 | 33.905 | 36.904 | 51.740 | 236.8 | 12:54:05.753 |
| 16 | | 2:15.016 | 43.063 | 38.406 | 53.547 | 238.9 | 12:56:20.769 |
| 17 | | 2:02.410 | 33.937 | 36.849 | 51.624 | 237.3 | 12:58:23.179 |
| 18 | | 2:19.748 P | 34.030 | 36.805 | 1:08.913 | 238.9 | 13:00:42.927 |

19

1 Jiatong Liang Lamborghini Huracan GT3 EVO
 2 Raffaele Giammaria Raton Racing by Target

| Lap | D | Time | Sector 1 | Sector 2 | Sector 3 | T. Spd | Elapsed |
|-----|---|----------------|--------------|----------|----------|--------|--------------|
| 1 | | 12:09:44.254 P | 12:07:40.398 | 46.790 | 1:17.066 | | 12:09:44.254 |
| 2 | | 8:24.789 P | 1:00.767 | 41.137 | 6:42.885 | | 12:18:09.043 |
| 3 | | 2:26.061 | 52.923 | 38.945 | 54.193 | | 12:20:35.104 |
| 4 | | 2:07.335 | 35.523 | 38.395 | 53.417 | 247.1 | 12:22:42.439 |
| 5 | | 2:05.611 | 34.706 | 37.951 | 52.954 | 247.7 | 12:24:48.050 |
| 6 | | 7:19.862 P | 34.149 | 37.655 | 6:08.058 | 248.2 | 12:32:07.912 |
| 7 | | 2:26.218 | 54.749 | 38.325 | 53.144 | | 12:34:34.130 |
| 8 | | 2:03.775 | 34.008 | 37.519 | 52.248 | 247.1 | 12:36:37.905 |
| 9 | | 2:03.035 | 33.505 | 37.323 | 52.207 | 249.4 | 12:38:40.940 |
| 10 | | 5:36.012 P | 33.719 | 37.557 | 4:24.736 | 248.8 | 12:44:16.952 |
| 11 | | 2:28.721 | 54.501 | 39.409 | 54.811 | | 12:46:45.673 |
| 12 | | 2:06.576 | 34.205 | 38.622 | 53.749 | 247.7 | 12:48:52.249 |
| 13 | | 2:05.638 | 34.314 | 37.698 | 53.626 | 246.5 | 12:50:57.887 |
| 14 | | 2:04.337 | 33.209 | 37.914 | 53.214 | 247.1 | 12:53:02.224 |
| 15 | | 2:10.151 | 34.238 | 42.234 | 53.679 | 248.2 | 12:55:12.375 |
| 16 | | 2:05.022 | 34.202 | 37.656 | 53.164 | 248.8 | 12:57:17.397 |
| 17 | | 2:05.155 | 33.889 | 37.699 | 53.567 | 248.8 | 12:59:22.552 |
| 18 | | | 37.304 | 42.200 | 247.1 | | |

20

1 Valentin Pierburg Mercedes AMG GT3
 2 Tom Onslow-Cole SPS Automotive Performance

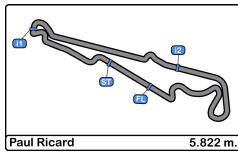
| Lap | D | Time | Sector 1 | Sector 2 | Sector 3 | T. Spd | Elapsed |
|-----|---|--------------|--------------|----------|----------|--------|--------------|
| 1 | | 12:07:52.740 | 12:06:19.124 | 39.154 | 54.462 | | 12:07:52.740 |
| 2 | | 2:05.477 | 34.424 | 37.860 | 53.193 | 246.0 | 12:09:58.217 |
| 3 | | 2:05.930 | 34.051 | 39.422 | 52.457 | 247.7 | 12:12:04.147 |
| 4 | | 2:08.728 | 35.376 | 38.715 | 54.637 | 246.5 | 12:14:12.875 |
| 5 | | 6:36.484 P | 34.313 | 37.962 | 5:24.209 | 244.3 | 12:20:49.359 |
| 6 | | 2:38.353 | 51.648 | 41.115 | 1:05.590 | | 12:23:27.712 |
| 7 | | 2:03.878 | 34.621 | 37.484 | 51.773 | 246.5 | 12:25:31.590 |
| 8 | | 2:02.908 | 33.684 | 37.246 | 51.978 | 248.8 | 12:27:34.498 |
| 9 | | 2:02.642 | 33.639 | 37.297 | 51.706 | 248.2 | 12:29:37.140 |
| 10 | | 2:02.334 | 33.557 | 37.173 | 51.604 | 250.0 | 12:31:39.474 |
| 11 | | 3:46.779 P | 33.503 | 37.254 | 2:36.022 | 250.0 | 12:35:26.253 |
| 12 | | 2:27.757 | 51.923 | 39.678 | 56.156 | | 12:37:54.010 |
| 13 | | 2:05.907 | 34.540 | 38.122 | 53.245 | 247.1 | 12:39:59.917 |
| 14 | | 2:04.241 | 33.884 | 37.586 | 52.771 | 248.2 | 12:42:04.158 |
| 15 | | 2:04.694 | 33.701 | 38.255 | 52.738 | 247.1 | 12:44:08.852 |
| 16 | | 2:04.086 | 33.824 | 37.564 | 52.698 | 247.7 | 12:46:12.938 |
| 17 | | 2:03.896 | 33.711 | 37.542 | 52.643 | 247.7 | 12:48:16.834 |
| 18 | | 2:03.111 | 33.661 | 37.346 | 52.104 | 247.7 | 12:50:19.945 |
| 19 | | | 34.591 | 37.586 | 247.7 | | |

21

1 Duncan Cameron Ferrari 488 GT3
 2 Matt Griffin Spirit of Race

| Lap | D | Time | Sector 1 | Sector 2 | Sector 3 | T. Spd | Elapsed |
|-----|---|----------------|----------|----------|--------------|--------|--------------|
| 1 | | 12:55:50.760 P | | | 12:55:50.760 | | 12:55:50.760 |
| 2 | | 2:28.207 | 52.702 | 41.336 | 54.169 | | 12:58:18.967 |
| 3 | | | 35.213 | 39.109 | 248.2 | | |





Paul Ricard
International GT Open
Private test - 1
Lap Analysis



25

1 Alexander Hrachowina Mercedes AMG GT3
 2 Martin Konrad HTP Motorsport

59

1 Martin Kodrić McLaren 720 s
 2 Henrique Chaves Teo Martín Motorsport

| Lap | D | Time | Sector 1 | Sector 2 | Sector 3 | T. Spd | Elapsed | Lap | D | Time | Sector 1 | Sector 2 | Sector 3 | T. Spd | Elapsed |
|-----|---|--------------|--------------|----------|----------|--------|--------------|-----|---|--------------|--------------|----------|----------|--------|--------------|
| 1 | | 12:09:02.600 | 12:07:27.752 | 39.137 | 55.711 | | 12:09:02.600 | 1 | | 12:12:28.341 | 12:10:41.882 | 39.905 | 1:06.554 | | 12:12:28.341 |
| 2 | | 2:17.326 | P 34.868 | 38.423 | 1:04.035 | 238.9 | 12:11:19.926 | 2 | | 4:34.502 | 3:02.436 | 38.320 | 53.746 | | 12:17:02.843 |
| 3 | | 7:45.524 | 6:10.640 | 38.666 | 56.218 | | 12:19:05.450 | 3 | | 2:05.504 | 33.854 | 37.660 | 53.990 | 255.3 | 12:19:08.347 |
| 4 | | 2:05.520 | 34.219 | 38.151 | 53.150 | 248.2 | 12:21:10.970 | 4 | | 2:06.009 | 35.649 | 37.990 | 52.370 | 231.7 | 12:21:14.356 |
| 5 | | 2:14.549 | P 34.142 | 38.039 | 1:02.368 | 246.5 | 12:23:25.519 | 5 | | 2:06.442 | 34.554 | 39.037 | 52.851 | 247.7 | 12:23:20.798 |
| 6 | | 5:08.154 | 3:34.150 | 38.142 | 55.862 | | 12:28:33.673 | 6 | | 2:02.496 | 33.727 | 37.012 | 51.757 | 248.8 | 12:25:23.294 |
| 7 | | 2:06.009 | 34.376 | 38.257 | 53.376 | 247.7 | 12:30:39.682 | 7 | | 2:17.356 | P 34.268 | 38.246 | 1:04.842 | 246.0 | 12:27:40.650 |
| 8 | | 2:04.521 | 33.971 | 37.819 | 52.731 | 247.7 | 12:32:44.203 | 8 | | 6:30.747 | 4:57.088 | 39.579 | 54.080 | | 12:34:11.397 |
| 9 | | 2:04.038 | 33.706 | 37.686 | 52.646 | 247.7 | 12:34:48.241 | 9 | | 2:05.120 | 34.441 | 37.798 | 52.881 | 246.0 | 12:36:16.517 |
| 10 | | 2:12.554 | P 34.197 | 37.782 | 1:00.575 | 247.7 | 12:37:00.795 | 10 | | 2:03.571 | 33.936 | 37.500 | 52.135 | 249.4 | 12:38:20.088 |
| 11 | | 4:34.134 | 3:04.028 | 37.812 | 52.294 | | 12:41:34.929 | 11 | | 2:13.786 | P 34.288 | 38.047 | 1:01.451 | 247.7 | 12:40:33.874 |
| 12 | | 2:03.026 | 33.824 | 37.502 | 51.700 | 248.2 | 12:43:37.955 | 12 | | 5:22.711 | 3:52.331 | 38.110 | 52.270 | | 12:45:56.585 |
| 13 | | 2:03.144 | 33.565 | 37.513 | 52.066 | 247.7 | 12:45:41.099 | 13 | | 2:03.193 | 33.942 | 37.445 | 51.806 | 249.4 | 12:47:59.778 |
| 14 | | 2:12.189 | P 34.556 | 38.231 | 59.402 | 248.2 | 12:47:53.288 | 14 | | 2:03.951 | 33.864 | 37.204 | 52.883 | 247.7 | 12:50:03.729 |
| 15 | | 4:01.377 | 2:25.586 | 39.286 | 56.505 | | 12:51:54.665 | 15 | | 2:03.390 | 33.946 | 37.211 | 52.233 | 244.3 | 12:52:07.119 |
| 16 | | 2:08.149 | 34.911 | 38.412 | 54.826 | 248.2 | 12:54:02.814 | 16 | | 2:03.734 | 34.172 | 37.146 | 52.416 | 242.6 | 12:54:10.853 |
| 17 | | 2:07.405 | 35.108 | 38.095 | 54.202 | 248.8 | 12:56:10.219 | 17 | | 2:15.984 | P 33.917 | 37.222 | 1:04.845 | 247.1 | 12:56:26.837 |
| 18 | | 2:07.430 | 34.685 | 38.048 | 54.697 | 248.8 | 12:58:17.649 | 18 | | 3:16.823 | 1:46.459 | 36.891 | 53.473 | | 12:59:43.660 |
| 19 | | 2:14.355 | P 34.610 | 37.913 | 1:01.832 | 248.8 | 13:00:32.004 | 19 | | 2:16.016 | P 35.340 | 40.471 | 1:00.205 | 244.3 | 13:01:59.676 |

26

1 Eliseo Martínez Lamborghini Huracan GT3
 2 Fabio Onidi Lazarus Racing

63

1 Albert Costa Lamborghini Huracan GT3 EVO
 2 Giacomo Altoè Emil Frey Racing

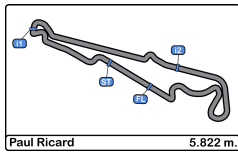
| Lap | D | Time | Sector 1 | Sector 2 | Sector 3 | T. Spd | Elapsed | Lap | D | Time | Sector 1 | Sector 2 | Sector 3 | T. Spd | Elapsed |
|-----|---|--------------|----------------|----------|----------|--------|--------------|-----|---|--------------|--------------|----------|----------|--------|--------------|
| 1 | | 12:09:11.931 | P 12:07:26.346 | 41.624 | 1:03.961 | | 12:09:11.931 | 1 | | 12:08:05.966 | 12:06:31.165 | 40.539 | 54.262 | | 12:08:05.966 |
| 2 | | 5:25.616 | 3:51.901 | 39.509 | 54.206 | | 12:14:37.547 | 2 | | 2:05.311 | 34.583 | 37.919 | 52.809 | 246.0 | 12:10:11.277 |
| 3 | | 2:06.466 | 35.286 | 38.050 | 53.130 | 243.7 | 12:16:44.013 | 3 | | 2:04.662 | 34.238 | 37.889 | 52.535 | 247.1 | 12:12:15.939 |
| 4 | | 2:10.137 | 35.147 | 37.437 | 57.553 | 250.5 | 12:18:54.150 | 4 | | 2:03.823 | 33.919 | 37.844 | 52.060 | 247.1 | 12:14:19.762 |
| 5 | | 2:04.497 | 34.229 | 37.458 | 52.810 | 251.7 | 12:20:58.647 | 5 | | 2:03.546 | 33.878 | 37.507 | 52.161 | 246.5 | 12:16:23.308 |
| 6 | | 2:05.476 | 34.461 | 38.063 | 52.952 | 250.0 | 12:23:04.123 | 6 | | 2:03.212 | 33.688 | 37.388 | 52.136 | 249.4 | 12:18:26.520 |
| 7 | | 2:04.199 | 34.379 | 37.381 | 52.439 | 247.1 | 12:25:08.322 | 7 | | 2:17.886 | 34.745 | 44.922 | 58.219 | 248.8 | 12:20:44.406 |
| 8 | | 2:03.748 | 33.953 | 37.165 | 52.630 | 244.8 | 12:27:12.070 | 8 | | 2:03.160 | 33.668 | 37.606 | 51.886 | 246.5 | 12:22:47.566 |
| 9 | | 2:12.434 | P 34.045 | 37.202 | 1:01.187 | 249.4 | 12:29:24.504 | 9 | | 8:37.905 | P 34.849 | 42.471 | 7:20.585 | 247.7 | 12:31:25.471 |
| 10 | | 5:28.253 | 3:42.547 | 43.036 | 1:02.670 | | 12:34:52.757 | 10 | | 2:20.525 | 50.806 | 37.799 | 51.920 | | 12:33:45.996 |
| 11 | | 2:11.181 | 36.681 | 39.551 | 54.949 | 249.4 | 12:37:03.938 | 11 | | 2:03.162 | 33.730 | 37.418 | 52.014 | 246.5 | 12:35:49.158 |
| 12 | | 2:07.965 | 35.334 | 38.572 | 54.059 | 247.7 | 12:39:11.903 | 12 | | 2:03.114 | 33.750 | 37.456 | 51.908 | 248.2 | 12:37:52.272 |
| 13 | | 2:07.015 | 34.899 | 38.292 | 53.824 | 245.4 | 12:41:18.918 | 13 | | 2:02.646 | 33.443 | 37.479 | 51.724 | 246.5 | 12:39:54.918 |
| 14 | | 2:19.796 | P 35.324 | 38.275 | 1:06.197 | 247.7 | 12:43:38.714 | 14 | | 2:02.442 | 33.410 | 37.466 | 51.566 | 247.7 | 12:41:57.360 |
| 15 | | 5:38.766 | 3:55.250 | 41.177 | 1:02.339 | | 12:49:17.480 | 15 | | 8:19.665 | P 33.955 | 47.458 | 6:58.252 | 247.7 | 12:50:17.025 |
| 16 | | 2:06.457 | 35.012 | 38.223 | 53.222 | 250.0 | 12:51:23.937 | 16 | | 2:31.036 | 55.623 | 38.889 | 56.524 | | 12:52:48.061 |
| 17 | | 2:04.703 | 34.363 | 37.402 | 52.938 | 251.7 | 12:53:28.640 | 17 | | 2:01.916 | 33.530 | 37.058 | 51.328 | 247.1 | 12:54:49.977 |
| 18 | | 2:09.657 | 34.829 | 38.956 | 55.872 | 251.7 | 12:55:38.297 | 18 | | 2:06.396 | 33.232 | 37.185 | 55.979 | 247.1 | 12:56:56.373 |
| 19 | | 2:08.148 | 35.627 | 39.044 | 53.477 | 250.5 | 12:57:46.445 | 19 | | 2:01.634 | 33.443 | 37.013 | 51.178 | 247.1 | 12:58:58.007 |
| 20 | | 2:05.316 | 34.467 | 37.593 | 53.256 | 251.1 | 12:59:51.761 | 20 | | | 33.360 | 37.102 | | 247.7 | |
| 21 | | 2:31.315 | P 36.142 | 39.549 | 1:15.624 | 230.7 | 13:02:23.076 | | | | | | | | |

27

1 Nicola De Marco Lamborghini Huracan GT3
 2 Nicolas Pohler Lazarus Racing

| Lap | D | Time | Sector 1 | Sector 2 | Sector 3 | T. Spd | Elapsed |
|-----|---|--------------|--------------|----------|----------|--------|--------------|
| 1 | | 12:43:58.456 | 12:42:21.087 | 40.862 | 56.507 | | 12:43:58.456 |
| 2 | | 2:16.091 | P 35.757 | 39.103 | 1:01.231 | 234.2 | 12:46:14.547 |
| 3 | | 3:37.886 | 2:06.391 | 38.231 | 53.264 | | 12:49:52.433 |
| 4 | | 2:25.061 | P 34.009 | 50.596 | 1:00.456 | 249.4 | 12:52:17.494 |
| 5 | | 4:39.968 | 3:08.455 | 38.364 | 53.149 | | 12:56:57.462 |
| 6 | | 2:04.027 | 33.288 | 37.860 | 52.879 | 250.0 | 12:59:01.489 |
| 7 | | 2:12.239 | P 34.060 | 37.993 | 1:00.186 | 247.1 | 13:01:13.728 |





Paul Ricard
International GT Open
Private test - 1
Lap Analysis



66

1 Kang Ling
 Lamborghini Huracan GT3
 Vincenzo Sospiri Racing

90

1 Alberto Di Falco
 Lamborghini Huracan GT3 EVO
 Raton Racing by Target

| Lap | D | Time | Sector 1 | Sector 2 | Sector 3 | T. Spd | Elapsed |
|-----|---|----------------|--------------|----------|----------|--------|--------------|
| 1 | | 12:08:47.350 P | 12:06:57.663 | 43.029 | 1:06.658 | | 12:08:47.350 |
| 2 | | 5:20.237 | 3:39.076 | 43.367 | 57.794 | | 12:14:07.587 |
| 3 | | 2:09.789 | 36.111 | 39.283 | 54.395 | 247.7 | 12:16:17.376 |
| 4 | | 2:10.480 | 35.477 | 38.792 | 56.211 | 247.7 | 12:18:27.856 |
| 5 | | 2:08.024 | 35.304 | 38.615 | 54.105 | 249.4 | 12:20:35.880 |
| 6 | | 2:08.586 | 36.307 | 38.609 | 53.670 | 248.2 | 12:22:44.466 |
| 7 | | 2:06.875 | 34.990 | 38.331 | 53.554 | 248.2 | 12:24:51.341 |
| 8 | | 2:13.906 P | 34.926 | 38.247 | 1:00.733 | 246.5 | 12:27:05.247 |
| 9 | | 8:45.338 | 7:11.552 | 38.531 | 55.255 | | 12:35:50.585 |
| 10 | | 2:05.477 | 34.483 | 38.087 | 52.907 | 248.8 | 12:37:56.062 |
| 11 | | 2:05.426 | 34.338 | 38.002 | 53.086 | 248.8 | 12:40:01.488 |
| 12 | | 2:05.243 | 34.324 | 37.997 | 52.922 | 249.4 | 12:42:06.731 |
| 13 | | 2:05.053 | 34.257 | 38.116 | 52.680 | 250.0 | 12:44:11.784 |
| 14 | | 2:16.817 P | 36.516 | 38.288 | 1:02.013 | 248.8 | 12:46:28.601 |
| 15 | | 5:03.453 | 3:29.196 | 39.373 | 54.884 | | 12:51:32.054 |
| 16 | | 2:06.570 | 34.842 | 38.213 | 53.515 | 247.7 | 12:53:38.624 |
| 17 | | 2:05.277 | 34.318 | 37.734 | 53.225 | 249.4 | 12:55:43.901 |
| 18 | | 2:04.972 | 34.481 | 37.801 | 52.690 | 248.8 | 12:57:48.873 |
| 19 | | 2:03.920 | 33.869 | 37.344 | 52.707 | 249.4 | 12:59:52.793 |
| 20 | | 2:26.771 P | 36.457 | 41.596 | 1:08.718 | 249.4 | 13:02:19.564 |

75

1 Kenny Habul
 Mercedes AMG GT3
 Rowe Racing / SunEnergy1 Racing

93

1 Christopher Froggatt
 Ferrari 488 GT3
 Spirit of Race / Tempesta Racing

| Lap | D | Time | Sector 1 | Sector 2 | Sector 3 | T. Spd | Elapsed |
|-----|---|--------------|--------------|----------|----------|--------|--------------|
| 1 | | 12:08:20.418 | 12:06:22.944 | 52.878 | 1:04.596 | | 12:08:20.418 |
| 2 | | 2:24.395 | 39.820 | 45.446 | 59.129 | 192.8 | 12:10:44.813 |
| 3 | | 2:17.115 | 37.181 | 41.952 | 57.982 | 219.5 | 12:13:01.928 |
| 4 | | 2:13.476 | 36.379 | 40.438 | 56.659 | 230.2 | 12:15:15.404 |
| 5 | | 2:08.880 | 35.369 | 39.136 | 54.375 | 243.7 | 12:17:24.284 |
| 6 | | 2:06.856 | 34.598 | 38.552 | 53.706 | 248.8 | 12:19:31.140 |
| 7 | | 2:05.893 | 34.142 | 38.282 | 53.469 | 249.4 | 12:21:37.033 |
| 8 | | 2:25.178 P | 35.091 | 40.752 | 1:09.335 | 247.1 | 12:24:02.211 |
| 9 | | 13:56.980 | 12:21.393 | 41.047 | 54.540 | | 12:37:59.191 |
| 10 | | 2:04.958 | 34.079 | 38.181 | 52.698 | 244.3 | 12:40:04.149 |
| 11 | | 2:04.473 | 34.295 | 37.971 | 52.207 | 246.5 | 12:42:08.622 |
| 12 | | 2:03.670 | 33.642 | 37.667 | 52.361 | 248.2 | 12:44:12.292 |
| 13 | | 2:14.547 P | 35.349 | 38.319 | 1:00.879 | 247.7 | 12:46:26.839 |
| 14 | | 6:38.969 | 5:07.801 | 37.960 | 53.208 | | 12:53:05.808 |
| 15 | | 2:03.277 | 33.510 | 37.600 | 52.167 | 248.2 | 12:55:09.085 |
| 16 | | 2:02.987 | 33.516 | 37.385 | 52.086 | 247.1 | 12:57:12.072 |
| 17 | | 2:02.835 | 33.756 | 37.308 | 51.771 | 248.2 | 12:59:14.907 |
| 18 | | 2:13.023 P | 33.614 | 37.663 | 1:01.746 | 246.5 | 13:01:27.930 |

| Lap | D | Time | Sector 1 | Sector 2 | Sector 3 | T. Spd | Elapsed |
|-----|---|----------------|--------------|----------|----------|--------|--------------|
| 1 | | 12:10:17.861 P | 12:07:34.477 | 43.301 | 2:00.083 | | 12:10:17.861 |
| 2 | | 2:27.564 | 53.815 | 39.577 | 54.172 | | 12:12:45.425 |
| 3 | | 2:07.342 | 34.958 | 38.635 | 53.749 | 247.1 | 12:14:52.767 |
| 4 | | 7:00.589 P | 34.374 | 37.893 | 5:48.322 | 247.1 | 12:21:53.356 |
| 5 | | 2:25.028 | 51.186 | 39.419 | 54.423 | | 12:24:18.384 |
| 6 | | 2:04.767 | 34.274 | 37.622 | 52.871 | 248.8 | 12:26:23.151 |
| 7 | | 2:04.262 | 33.968 | 37.656 | 52.638 | 250.0 | 12:28:27.413 |
| 8 | | 2:04.057 | 33.857 | 37.533 | 52.667 | 249.4 | 12:30:31.470 |
| 9 | | 5:36.722 P | 35.121 | 39.284 | 4:22.317 | 249.4 | 12:36:08.192 |
| 10 | | 2:21.740 | 51.227 | 37.802 | 52.711 | | 12:38:29.932 |
| 11 | | 2:03.586 | 33.872 | 37.455 | 52.259 | 248.8 | 12:40:33.518 |
| 12 | | 4:18.064 P | 34.293 | 38.716 | 3:05.055 | 249.4 | 12:44:51.582 |
| 13 | | 2:24.276 | 52.288 | 38.976 | 53.012 | | 12:47:15.858 |
| 14 | | 2:03.739 | 34.061 | 37.315 | 52.363 | 250.5 | 12:49:19.597 |
| 15 | | 2:18.656 | 35.750 | 49.699 | 53.207 | 250.0 | 12:51:38.253 |
| 16 | | 2:02.950 | 33.741 | 37.179 | 52.030 | 250.5 | 12:53:41.203 |
| 17 | | 3:36.196 P | 33.517 | 37.322 | 2:25.357 | 251.7 | 12:57:17.399 |
| 18 | | 2:33.616 | 57.803 | 40.417 | 55.396 | | 12:59:51.015 |
| 19 | | 2:26.827 | 35.422 | 43.996 | 1:07.409 | 249.4 | 13:02:17.842 |
| 20 | | | 46.668 | 48.477 | 167.4 | | |





Paul Ricard
International GT Open
Private test - 1
Lap Analysis



96 1 Oliver Wilkinson Aston Martin GT3 AMR MY2019
 PROAM 2 Bradley Ellis Optimum Motorsport

| Lap | D | Time | Sector 1 | Sector 2 | Sector 3 | T. Spd | Elapsed |
|-----|---|-----------------|---------------|---------------|---------------|--------|--------------|
| 1 | | 12:07:56.291 | 12:06:18.525 | 40.228 | 57.538 | | 12:07:56.291 |
| 2 | | 2:07.962 | 35.471 | 38.518 | 53.973 | 247.7 | 12:10:04.253 |
| 3 | | 2:06.147 | 35.046 | 37.988 | 53.113 | 248.8 | 12:12:10.400 |
| 4 | | 2:05.250 | 34.508 | 37.760 | 52.982 | 249.4 | 12:14:15.650 |
| 5 | | 2:05.241 | 34.355 | 38.005 | 52.881 | 249.4 | 12:16:20.891 |
| 6 | | 2:04.411 | 34.025 | 37.468 | 52.918 | 251.7 | 12:18:25.302 |
| 7 | | 2:21.825 P | 34.453 | 37.557 | 1:09.815 | 251.7 | 12:20:47.127 |
| 8 | | 5:10.334 | 3:30.876 | 41.368 | 58.090 | | 12:25:57.461 |
| 9 | | 2:14.917 | 36.601 | 41.748 | 56.568 | 251.7 | 12:28:12.378 |
| 10 | | 2:10.312 | 35.813 | 39.376 | 55.123 | 251.7 | 12:30:22.690 |
| 11 | | 2:09.035 | 35.326 | 39.030 | 54.679 | 251.1 | 12:32:31.725 |
| 12 | | 2:08.714 | 35.350 | 38.923 | 54.441 | 251.7 | 12:34:40.439 |
| 13 | | 2:08.593 | 35.519 | 38.678 | 54.396 | 251.1 | 12:36:49.032 |
| 14 | | 2:08.517 | 35.378 | 38.595 | 54.544 | 251.1 | 12:38:57.549 |
| 15 | | 2:24.709 P | 35.534 | 38.998 | 1:10.177 | 250.5 | 12:41:22.258 |
| 16 | | 4:16.639 | 2:38.967 | 41.447 | 56.225 | | 12:45:38.897 |
| 17 | | 2:05.842 | 34.625 | 38.014 | 53.203 | 251.7 | 12:47:44.739 |
| 18 | | 2:06.595 | 34.406 | 38.246 | 53.943 | 251.1 | 12:49:51.334 |
| 19 | | 2:07.572 | 35.379 | 38.256 | 53.937 | 251.7 | 12:51:58.906 |
| 20 | | 2:05.561 | 34.498 | 37.920 | 53.143 | 251.7 | 12:54:04.467 |
| 21 | | 2:35.870 P | 34.610 | 38.099 | 1:23.161 | 253.5 | 12:56:40.337 |
| 22 | | 3:40.089 | 2:10.074 | 37.558 | 52.457 | | 13:00:20.426 |
| 23 | | 2:16.536 P | 34.072 | 37.203 | 1:05.261 | 251.7 | 13:02:36.962 |

99 1 António Coimbra Mercedes AMG GT3
 AM 2 Luis Silva Sports and You

| Lap | D | Time | Sector 1 | Sector 2 | Sector 3 | T. Spd | Elapsed |
|-----|---|-----------------|---------------|---------------|---------------|--------|--------------|
| 1 | | 12:19:08.124 | 12:17:20.338 | 45.490 | 1:02.296 | | 12:19:08.124 |
| 2 | | 6:27.256 P | 39.212 | 40.913 | 5:07.131 | 237.3 | 12:25:35.380 |
| 3 | | 2:34.160 | 54.652 | 40.883 | 58.625 | | 12:28:09.540 |
| 4 | | 2:16.274 | 37.879 | 40.841 | 57.554 | 247.1 | 12:30:25.814 |
| 5 | | 2:10.460 | 35.984 | 38.640 | 55.836 | 247.1 | 12:32:36.274 |
| 6 | | 2:09.751 | 35.653 | 38.850 | 55.248 | 249.4 | 12:34:46.025 |
| 7 | | 2:11.585 | 35.104 | 41.217 | 55.264 | 247.7 | 12:36:57.610 |
| 8 | | 2:07.951 | 34.905 | 38.451 | 54.595 | 248.8 | 12:39:05.561 |
| 9 | | 6:56.556 P | 35.024 | 38.440 | 5:43.092 | 248.8 | 12:46:02.117 |
| 10 | | 2:31.852 | 55.705 | 40.240 | 55.907 | | 12:48:33.969 |
| 11 | | 2:08.267 | 35.190 | 38.909 | 54.168 | 247.7 | 12:50:42.236 |
| 12 | | 2:08.090 | 35.426 | 38.098 | 54.566 | 248.2 | 12:52:50.326 |
| 13 | | 2:07.914 | 35.080 | 38.508 | 54.326 | 249.4 | 12:54:58.240 |
| 14 | | 2:08.964 | 35.676 | 38.453 | 54.835 | 248.8 | 12:57:07.204 |
| 15 | | 2:26.135 | 51.350 | 40.355 | 54.430 | 249.4 | 12:59:33.339 |
| 16 | | | 34.928 | 38.011 | | 248.2 | |





Paul Ricard
International GT Open
Private test - 1
Best Sectors Results



| Sector - 1 | | | | Sector - 2 | | | | Sector - 3 | | | | Ideal Lap vs Best Lap | | | | |
|------------|----|----------------------------------|--------|------------|----------------------------------|--------|----|----------------------------------|--------|------|----|----------------------------------|-----------|----------|------|--|
| Clas | Nº | Driver | Time | Nº | Driver | Time | Nº | Driver | Time | Clas | Nº | Driver | Ideal Lap | Best Lap | Clas | |
| 1 | 19 | Liang - Giammaria | 33.209 | 16 | Hahn - Khodair | 36.498 | 63 | Costa - Altoè | 51.178 | 1 | 63 | Costa - Altoè | 2:01.423 | 2:01.634 | 1 | |
| 2 | 63 | Costa - Altoè | 33.232 | 17 | Rueda - Saravia | 36.805 | 14 | Siedler - Grenier | 51.519 | 2 | 16 | Hahn - Khodair | 2:01.524 | 2:01.820 | 2 | |
| 3 | 27 | De Marco - Pohler | 33.288 | 59 | Kodrić - Chaves | 36.891 | 20 | Pierburg - Onslow-Cole | 51.604 | 3 | 17 | Rueda - Saravia | 2:01.976 | 2:02.367 | 5 | |
| 4 | 90 | Di Falco - Lenz | 33.316 | 63 | Costa - Altoè | 37.013 | 17 | Rueda - Saravia | 51.624 | 4 | 14 | Siedler - Grenier | 2:02.038 | 2:02.086 | 3 | |
| 5 | 16 | Hahn - Khodair | 33.339 | 14 | Siedler - Grenier | 37.137 | 16 | Hahn - Khodair | 51.687 | 5 | 20 | Pierburg - Onslow-Cole | 2:02.280 | 2:02.334 | 4 | |
| 6 | 14 | Siedler - Grenier | 33.382 | 26 | Martínez - Onidi | 37.165 | 25 | Hrachowina - Konrad | 51.700 | 6 | 59 | Kodrić - Chaves | 2:02.375 | 2:02.496 | 6 | |
| 7 | 10 | Ramos - Crestani | 33.496 | 20 | Pierburg - Onslow-Cole | 37.173 | 59 | Kodrić - Chaves | 51.757 | 7 | 10 | Ramos - Crestani | 2:02.568 | 2:02.767 | 7 | |
| 8 | 20 | Pierburg - Onslow-Cole | 33.503 | 93 | Froggatt - Cheever III | 37.179 | 75 | Habul - Jäger | 51.771 | 8 | 75 | Habul - Jäger | 2:02.589 | 2:02.835 | 8 | |
| 9 | 75 | Habul - Jäger | 33.510 | 90 | Di Falco - Lenz | 37.200 | 10 | Ramos - Crestani | 51.842 | 9 | 90 | Di Falco - Lenz | 2:02.646 | 2:03.161 | 12 | |
| 10 | 93 | Froggatt - Cheever III | 33.517 | 96 | Wilkinson - Ellis | 37.203 | 12 | Leo - Razak | 51.967 | 10 | 93 | Froggatt - Cheever III | 2:02.726 | 2:02.950 | 9 | |
| 11 | 17 | Rueda - Saravia | 33.547 | 10 | Ramos - Crestani | 37.230 | 93 | Froggatt - Cheever III | 52.030 | 11 | 19 | Liang - Giammaria | 2:02.739 | 2:03.035 | 11 | |
| 12 | 25 | Hrachowina - Konrad | 33.565 | 12 | Leo - Razak | 37.304 | 90 | Di Falco - Lenz | 52.130 | 12 | 25 | Hrachowina - Konrad | 2:02.767 | 2:03.026 | 10 | |
| 13 | 59 | Kodrić - Chaves | 33.727 | 75 | Habul - Jäger | 37.308 | 19 | Liang - Giammaria | 52.207 | 13 | 12 | Leo - Razak | 2:03.227 | 2:03.466 | 13 | |
| 14 | 66 | Ling - Schandorff | 33.869 | 19 | Liang - Giammaria | 37.323 | 26 | Martínez - Onidi | 52.439 | 14 | 26 | Martínez - Onidi | 2:03.557 | 2:03.748 | 14 | |
| 15 | 26 | Martínez - Onidi | 33.953 | 66 | Ling - Schandorff | 37.344 | 96 | Wilkinson - Ellis | 52.457 | 15 | 96 | Wilkinson - Ellis | 2:03.685 | 2:04.411 | 17 | |
| 16 | 12 | Leo - Razak | 33.956 | 25 | Hrachowina - Konrad | 37.502 | 66 | Ling - Schandorff | 52.680 | 16 | 66 | Ling - Schandorff | 2:03.893 | 2:03.920 | 15 | |
| 17 | 96 | Wilkinson - Ellis | 34.025 | 27 | De Marco - Pohler | 37.860 | 27 | De Marco - Pohler | 52.879 | 17 | 27 | De Marco - Pohler | 2:04.027 | 2:04.027 | 16 | |
| 18 | 7 | Razvan Umbrurescu - Jules Gounon | 34.549 | 99 | Coimbra - Silva | 38.011 | 7 | Razvan Umbrurescu - Jules Gounon | 53.169 | 18 | 7 | Razvan Umbrurescu - Jules Gounon | 2:05.782 | 2:06.003 | 18 | |
| 19 | 99 | Coimbra - Silva | 34.905 | 7 | Razvan Umbrurescu - Jules Gounon | 38.064 | 99 | Coimbra - Silva | 54.168 | 19 | 99 | Coimbra - Silva | 2:07.084 | 2:07.914 | 19 | |
| 20 | 21 | Cameron - Griffin | 35.213 | 21 | Cameron - Griffin | 39.109 | 21 | Cameron - Griffin | 54.169 | 20 | 21 | Cameron - Griffin | 2:08.491 | 2:28.207 | 20 | |





Paul Ricard
International GT Open
Private test - 1
Best 5 Lap Times



Paul Ricard 5.822 m.

| Cl | Nº | Entrant/Team | Nat | Driver 1 | Nat | Status | Driver 2 | Nat | Status | Vehicle | Cat | Cl | Best 1 | | Best 2 | | Best 3 | | Best 4 | | Best 5 | |
|----|----|----------------------------|-----|-------------------------|-----|--------|---------------------|-----|--------|-------------------------|-------|----|----------|-----|----------|-----|----------|-----|----------|-----|----------|-----|
| | | | | | | | | | | | | | Time | Lap | Time | Lap | Time | Lap | Time | Lap | Time | Lap |
| 1 | 63 | Emil Frey Racing | CHN | Albert Costa | ESP | | Giacomo Altoè | ITA | | Lamborghini Huracan GT3 | PRO | 1 | 2:01.634 | 19 | 2:01.916 | 17 | 2:02.442 | 14 | 2:02.646 | 13 | 2:03.114 | 12 |
| 2 | 16 | Teo Martín Motorsport | ESP | Marcelo Hahn | BRA | | Allam Khodair | BRA | | McLaren 720 s | PROAM | 1 | 2:01.820 | 10 | 2:03.072 | 5 | 2:05.906 | 11 | 2:07.395 | 12 | 2:08.450 | 9 |
| 3 | 14 | Emil Frey Racing | CHN | Norbert Siedler | AUT | | Mikaël Grenier | CAN | | Lamborghini Huracan GT3 | PRO | 2 | 2:02.086 | 17 | 2:02.806 | 15 | 2:03.100 | 12 | 2:03.464 | 16 | 2:03.487 | 10 |
| 4 | 20 | SPS Automotive Performance | DEU | Valentín Pierburg | DEU | | Tom Onslow-Cole | GBR | | Mercedes AMG GT3 | PROAM | 2 | 2:02.334 | 10 | 2:02.642 | 9 | 2:02.908 | 8 | 2:03.111 | 18 | 2:03.878 | 7 |
| 5 | 17 | Teo Martín Motorsport | ESP | Fran Rueda | ESP | | Andrés Saravia | ITA | | McLaren 720 s | PRO | 3 | 2:02.367 | 11 | 2:02.410 | 17 | 2:02.512 | 6 | 2:02.549 | 15 | 2:03.034 | 10 |
| 6 | 59 | Teo Martín Motorsport | ESP | Martin Kodrić | CRO | | Henrique Chaves | PRT | | McLaren 720 s | PRO | 4 | 2:02.496 | 6 | 2:03.193 | 13 | 2:03.390 | 15 | 2:03.571 | 10 | 2:03.734 | 16 |
| 7 | 10 | SPS Automotive Performance | DEU | Miguel Ramos | CRO | | Fabrizio Crestani | ITA | | Mercedes AMG GT3 | PRO | 5 | 2:02.767 | 6 | 2:02.988 | 5 | 2:03.185 | 19 | 2:03.285 | 2 | 2:03.504 | 16 |
| 8 | 75 | Rowe Racing / SunEnergy1 | DEU | Kenny Habul | AUS | | Thomas Jäger | DEU | | Mercedes AMG GT3 | PROAM | 3 | 2:02.835 | 17 | 2:02.987 | 16 | 2:03.277 | 15 | 2:03.670 | 12 | 2:04.473 | 11 |
| 9 | 93 | Spirit of Race / Tempesta | GBR | Christopher Froggatt | GBR | | Edward Cheever III | ITA | | Ferrari 488 GT3 | PROAM | 4 | 2:02.950 | 16 | 2:03.586 | 11 | 2:03.739 | 14 | 2:04.057 | 8 | 2:04.262 | 7 |
| 10 | 25 | HTP Motorsport | DEU | Alexander Hrachowina | AUT | | Martin Konrad | AUT | | Mercedes AMG GT3 | AM | 1 | 2:03.026 | 12 | 2:03.144 | 13 | 2:04.038 | 9 | 2:04.521 | 8 | 2:05.520 | 4 |
| 11 | 19 | Raton Racing by Target | ITA | Jiatong Liang | CHN | | Raffaele Giammaria | ITA | | Lamborghini Huracan GT3 | PRO | 6 | 2:03.035 | 9 | 2:03.775 | 8 | 2:04.337 | 14 | 2:05.022 | 16 | 2:05.155 | 17 |
| 12 | 90 | Raton Racing by Target | ITA | Alberto Di Falco | ITA | | Christoph Lenz | CHN | | Lamborghini Huracan GT3 | PROAM | 5 | 2:03.161 | 9 | 2:03.345 | 10 | 2:03.518 | 8 | 2:04.807 | 5 | 2:05.896 | 4 |
| 13 | 12 | Ombra Racing | ITA | Federico Leo | ITA | | Najiy Razak | USA | | Lamborghini Huracan GT3 | PRO | 7 | 2:03.466 | 19 | 2:03.805 | 8 | 2:03.886 | 17 | 2:04.478 | 16 | 2:04.640 | 18 |
| 14 | 26 | Lazarus Racing | ITA | Eliseo Martínez | ESP | | Fabio Onidi | ITA | | Lamborghini Huracan GT3 | PRO | 8 | 2:03.748 | 8 | 2:04.199 | 7 | 2:04.497 | 5 | 2:04.703 | 17 | 2:05.316 | 20 |
| 15 | 66 | Vincenzo Sospiri Racing | ITA | Kang Ling | CHN | | Frederik Schandorff | DNK | | Lamborghini Huracan GT3 | PROAM | 6 | 2:03.920 | 19 | 2:04.972 | 18 | 2:05.053 | 13 | 2:05.243 | 12 | 2:05.277 | 17 |
| 16 | 27 | Lazarus Racing | ITA | Nicola De Marco | ITA | | Nicolas Pohler | DEU | | Lamborghini Huracan GT3 | PRO | 9 | 2:04.027 | 6 | 2:12.239 | 7 | 2:16.091 | 2 | 2:25.061 | 4 | 3:37.886 | 3 |
| 17 | 96 | Optimum Motorsport | GBR | Oliver Wilkinson | GBR | | Bradley Ellis | GBR | | Aston Martin GT3 AMR | PROAM | 7 | 2:04.411 | 6 | 2:05.241 | 5 | 2:05.250 | 4 | 2:05.561 | 20 | 2:05.842 | 17 |
| 18 | 7 | Petri Corse | ITA | Petru Razvan Umbrărescu | ROU | | Jules Gounon | FRA | | Bentley Continental GT3 | PRO | 10 | 2:06.003 | 15 | 2:06.079 | 17 | 2:06.596 | 16 | 2:06.805 | 14 | 2:07.239 | 12 |
| 19 | 99 | Sports and You | PRT | António Coimbra | PRT | | Luis Silva | PRT | | Mercedes AMG GT3 | AM | 2 | 2:07.914 | 13 | 2:07.951 | 8 | 2:08.090 | 12 | 2:08.267 | 11 | 2:08.964 | 14 |
| 20 | 21 | Spirit of Race | ITA | Duncan Cameron | GBR | | Matt Griffin | ITA | | Ferrari 488 GT3 | PROAM | 8 | 2:28.207 | 2 | | | | | | | | |





Paul Ricard
International GT Open
Private test - 1
Best 5 Top Speeds



| Cl | Nº | Entrant/Team | Nat | Driver 1 | Nat | Status | Driver 2 | Nat | Status | Vehicle | Cat | Cl | Top 1 | | Top 2 | | Top 3 | | Top 4 | | Top 5 | | Avg |
|----|----|----------------------------|-----|-------------------------|-----|--------|---------------------|-----|--------|-------------------------|-------|----|-------|-----|-------|-----|-------|-----|-------|-----|-------|-----|-------|
| | | | | | | | | | | | | | Km/h | Lap | Km/h | Lap | Km/h | Lap | Km/h | Lap | Km/h | Lap | |
| 1 | 16 | Teo Martín Motorsport | ESP | Marcelo Hahn | BRA | | Allam Khodair | BRA | | McLaren 720 s | PROAM | 1 | 257.7 | 11 | 256.5 | 13 | 255.9 | 10 | 255.9 | 12 | 255.3 | 5 | 256.2 |
| 2 | 17 | Teo Martín Motorsport | ESP | Fran Rueda | ESP | | Andrés Saravia | ITA | | McLaren 720 s | PRO | 1 | 255.9 | 4 | 255.9 | 7 | 255.3 | 12 | 254.7 | 5 | 254.1 | 6 | 255.2 |
| 3 | 59 | Teo Martín Motorsport | ESP | Martin Kodrić | HRV | | Henrique Chaves | PRT | | McLaren 720 s | PRO | 2 | 255.3 | 3 | 249.4 | 10 | 249.4 | 13 | 248.8 | 6 | 247.7 | 5 | 250.1 |
| 4 | 96 | Optimum Motorsport | GBR | Oliver Wilkinson | GBR | | Bradley Ellis | GBR | | Aston Martin GT3 AMR | PROAM | 2 | 253.5 | 21 | 251.7 | 6 | 251.7 | 7 | 251.7 | 9 | 251.7 | 10 | 252.1 |
| 5 | 7 | Petri Corse | ITA | Petru Razvan Umbrarescu | ROU | | Jules Gounon | FRA | | Bentley Continental GT3 | PRO | 3 | 251.7 | 15 | 251.7 | 17 | 250.5 | 8 | 250.5 | 11 | 250.5 | 13 | 251.0 |
| 6 | 26 | Lazarus Racing | ITA | Eliseo Martínez | ESP | | Fabio Onidi | ITA | | Lamborghini Huracan GT3 | PRO | 4 | 251.7 | 5 | 251.7 | 17 | 251.7 | 18 | 251.1 | 20 | 250.5 | 4 | 251.3 |
| 7 | 93 | Spirit of Race / Tempesta | GBR | Christopher Froggatt | GBR | | Edward Cheever III | ITA | | Ferrari 488 GT3 | PROAM | 3 | 251.7 | 17 | 250.5 | 14 | 250.5 | 16 | 250.0 | 7 | 250.0 | 15 | 250.5 |
| 8 | 10 | SPS Automotive Performance | DEU | Miguel Ramos | PRT | | Fabrizio Crestani | ITA | | Mercedes AMG GT3 | PRO | 5 | 250.0 | 3 | 249.4 | 9 | 248.8 | 7 | 248.8 | 10 | 248.8 | 11 | 249.1 |
| 9 | 20 | SPS Automotive Performance | DEU | Valentin Pierburg | DEU | | Tom Onslow-Cole | GBR | | Mercedes AMG GT3 | PROAM | 4 | 250.0 | 10 | 250.0 | 11 | 248.8 | 8 | 248.2 | 9 | 248.2 | 14 | 249.0 |
| 10 | 27 | Lazarus Racing | ITA | Nicola De Marco | ITA | | Nicolas Pohler | DEU | | Lamborghini Huracan GT3 | PRO | 6 | 250.0 | 6 | 249.4 | 4 | 247.1 | 7 | 234.2 | 2 | | | 245.2 |
| 11 | 66 | Vincenzo Sospiri Racing | ITA | Kang Ling | CHN | | Frederik Schandorff | DNK | | Lamborghini Huracan GT3 | PROAM | 5 | 250.0 | 13 | 249.4 | 5 | 249.4 | 12 | 249.4 | 17 | 249.4 | 19 | 249.5 |
| 12 | 90 | Raton Racing by Target | ITA | Alberto Di Falco | ITA | | Christoph Lenz | CHE | | Lamborghini Huracan GT3 | PROAM | 6 | 250.0 | 9 | 249.4 | 4 | 249.4 | 8 | 248.8 | 10 | 248.8 | 11 | 249.3 |
| 13 | 12 | Ombra Racing | ITA | Federico Leo | ITA | | Najiy Razak | USA | | Lamborghini Huracan GT3 | PRO | 7 | 249.4 | 5 | 248.8 | 6 | 248.8 | 8 | 248.8 | 9 | 248.2 | 3 | 248.8 |
| 14 | 14 | Emil Frey Racing | CHE | Norbert Siedler | AUT | | Mikaël Grenier | CAN | | Lamborghini Huracan GT3 | PRO | 8 | 249.4 | 6 | 248.2 | 7 | 248.2 | 17 | 247.7 | 9 | 247.7 | 10 | 248.2 |
| 15 | 19 | Raton Racing by Target | ITA | Jiatong Liang | CHN | | Raffaele Giammaria | ITA | | Lamborghini Huracan GT3 | PRO | 9 | 249.4 | 9 | 248.8 | 10 | 248.8 | 16 | 248.8 | 17 | 248.2 | 6 | 248.8 |
| 16 | 63 | Emil Frey Racing | CHE | Albert Costa | ESP | | Giacomo Altoè | ITA | | Lamborghini Huracan GT3 | PRO | 10 | 249.4 | 6 | 248.8 | 7 | 248.2 | 12 | 247.7 | 9 | 247.7 | 14 | 248.3 |
| 17 | 75 | Rowe Racing / SunEnergy1 | DEU | Kenny Habul | AUS | | Thomas Jäger | DEU | | Mercedes AMG GT3 | PROAM | 7 | 249.4 | 7 | 248.8 | 6 | 248.2 | 12 | 248.2 | 15 | 248.2 | 17 | 248.6 |
| 18 | 99 | Sports and You | PRT | António Coimbra | PRT | | Luis Silva | PRT | | Mercedes AMG GT3 | AM | 1 | 249.4 | 6 | 249.4 | 13 | 249.4 | 15 | 248.8 | 8 | 248.8 | 9 | 249.1 |
| 19 | 25 | HTP Motorsport | DEU | Alexander Hrachowina | AUT | | Martin Konrad | AUT | | Mercedes AMG GT3 | AM | 2 | 248.8 | 17 | 248.8 | 18 | 248.8 | 19 | 248.2 | 4 | 248.2 | 12 | 248.6 |
| 20 | 21 | Spirit of Race | ITA | Duncan Cameron | GBR | | Matt Griffin | ITA | | Ferrari 488 GT3 | PROAM | 8 | 248.2 | 3 | | | | | | | | | 248.2 |



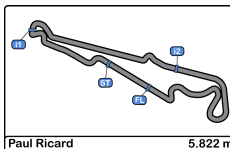


Paul Ricard
International GT Open
Private test - 1
Fastest Laps Sequence



| Lap | Time of Day | Session Time | Nº | Entrant/Team | Nat | Driver 1 | Nat | Status | Driver 2 | Nat | Status | Vehicle | Cat | Time | Km/h |
|-----|--------------|--------------|----|----------------------------|-----|-------------------|-----|--------|-------------------|-----|--------|-------------------------|-------|----------|-------|
| 2 | 12:09:58.217 | 4:58.217 | 20 | SPS Automotive Performance | DEU | Valentin Pierburg | DEU | | Tom Onslow-Cole | GBR | | Mercedes AMG GT3 | PROAM | 2:05.477 | 167.0 |
| 2 | 12:09:58.627 | 4:58.627 | 10 | SPS Automotive Performance | DEU | Miguel Ramos | PRT | | Fabrizio Crestani | ITA | | Mercedes AMG GT3 | PRO | 2:03.285 | 170.0 |
| 5 | 12:16:09.777 | 11:09.777 | 10 | SPS Automotive Performance | DEU | Miguel Ramos | PRT | | Fabrizio Crestani | ITA | | Mercedes AMG GT3 | PRO | 2:02.988 | 170.4 |
| 6 | 12:18:12.544 | 13:12.544 | 10 | SPS Automotive Performance | DEU | Miguel Ramos | PRT | | Fabrizio Crestani | ITA | | Mercedes AMG GT3 | PRO | 2:02.767 | 170.7 |
| 6 | 12:24:16.560 | 19:16.560 | 17 | Teo Martín Motorsport | ESP | Fran Rueda | ESP | | Andrés Saravia | GTM | | McLaren 720 s | PRO | 2:02.512 | 171.0 |
| 6 | 12:25:23.294 | 20:23.294 | 59 | Teo Martín Motorsport | ESP | Martin Kodrić | HRV | | Henrique Chaves | PRT | | McLaren 720 s | PRO | 2:02.496 | 171.1 |
| 10 | 12:31:39.474 | 26:39.474 | 20 | SPS Automotive Performance | DEU | Valentin Pierburg | DEU | | Tom Onslow-Cole | GBR | | Mercedes AMG GT3 | PROAM | 2:02.334 | 171.3 |
| 10 | 12:54:11.514 | 49:11.514 | 16 | Teo Martín Motorsport | ESP | Marcelo Hahn | BRA | | Allam Khodair | BRA | | McLaren 720 s | PROAM | 2:01.820 | 172.0 |
| 19 | 12:58:58.007 | 53:58.007 | 63 | Emil Frey Racing | CHE | Albert Costa | ESP | | Giacomo Altoè | ITA | | Lamborghini Huracan GT3 | PRO | 2:01.634 | 172.3 |



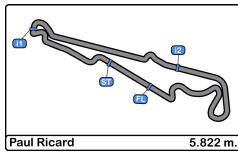


Paul Ricard
International GT Open
Private test - 1
Event Best Maximum Speed



| Nº | Entrant/Team | Nat | Driver 1 | Nat | Status | Driver 2 | Nat | Status | Vehicle | Cat | Km/h | Session |
|----|----------------------------|-----|-------------------------|-----|--------|---------------------|-----|--------|-------------------------|-------|-------|------------------|
| 16 | Teo Martín Motorsport | ESP | Marcelo Hahn | BRA | | Allam Khodair | BRA | | McLaren 720 s | PROAM | 257.7 | Private test - 1 |
| 17 | Teo Martín Motorsport | ESP | Fran Rueda | ESP | | Andrés Saravia | GTM | | McLaren 720 s | PRO | 255.9 | Private test - 1 |
| 59 | Teo Martín Motorsport | ESP | Martin Kodrić | HRV | | Henrique Chaves | PRT | | McLaren 720 s | PRO | 255.3 | Private test - 1 |
| 96 | Optimum Motorsport | GBR | Oliver Wilkinson | GBR | | Bradley Ellis | GBR | | Aston Martin GT3 AMR | PROAM | 253.5 | Private test - 1 |
| 26 | Lazarus Racing | ITA | Eliseo Martínez | ESP | | Fabio Onidi | ITA | | Lamborghini Huracan GT3 | PRO | 251.7 | Private test - 1 |
| 7 | Petri Corse | ITA | Petru Razvan Umbrurescu | ROU | | Jules Gounon | FRA | | Bentley Continental GT3 | PRO | 251.7 | Private test - 1 |
| 93 | Spirit of Race / Tempesta | GBR | Christopher Froggatt | GBR | | Edward Cheever III | ITA | | Ferrari 488 GT3 | PROAM | 251.7 | Private test - 1 |
| 10 | SPS Automotive Performance | DEU | Miguel Ramos | PRT | | Fabrizio Crestani | ITA | | Mercedes AMG GT3 | PRO | 250.0 | Private test - 1 |
| 20 | SPS Automotive Performance | DEU | Valentin Pierburg | DEU | | Tom Onslow-Cole | GBR | | Mercedes AMG GT3 | PROAM | 250.0 | Private test - 1 |
| 90 | Raton Racing by Target | ITA | Alberto Di Falco | ITA | | Christoph Lenz | CHE | | Lamborghini Huracan GT3 | PROAM | 250.0 | Private test - 1 |
| 66 | Vincenzo Sospiri Racing | ITA | Kang Ling | CHN | | Frederik Schandorff | DNK | | Lamborghini Huracan GT3 | PROAM | 250.0 | Private test - 1 |
| 27 | Lazarus Racing | ITA | Nicola De Marco | ITA | | Nicolas Pohler | DEU | | Lamborghini Huracan GT3 | PRO | 250.0 | Private test - 1 |
| 63 | Emil Frey Racing | CHE | Albert Costa | ESP | | Giacomo Altoè | ITA | | Lamborghini Huracan GT3 | PRO | 249.4 | Private test - 1 |
| 12 | Ombra Racing | ITA | Federico Leo | ITA | | Najiy Razak | MYS | | Lamborghini Huracan GT3 | PRO | 249.4 | Private test - 1 |
| 14 | Emil Frey Racing | CHE | Norbert Siedler | AUT | | Mikaël Grenier | CAN | | Lamborghini Huracan GT3 | PRO | 249.4 | Private test - 1 |
| 75 | Rowe Racing / SunEnergy1 | DEU | Kenny Habul | AUS | | Thomas Jäger | DEU | | Mercedes AMG GT3 | PROAM | 249.4 | Private test - 1 |
| 99 | Sports and You | PRT | António Coimbra | PRT | | Luis Silva | PRT | | Mercedes AMG GT3 | AM | 249.4 | Private test - 1 |
| 19 | Raton Racing by Target | ITA | Jiatong Liang | CHN | | Raffaele Giammaria | ITA | | Lamborghini Huracan GT3 | PRO | 249.4 | Private test - 1 |
| 25 | HTP Motorsport | DEU | Alexander Hrachowina | AUT | | Martin Konrad | AUT | | Mercedes AMG GT3 | AM | 248.8 | Private test - 1 |
| 21 | Spirit of Race | ITA | Duncan Cameron | GBR | | Matt Griffin | IRL | | Ferrari 488 GT3 | PROAM | 248.2 | Private test - 1 |





Paul Ricard
International GT Open
Private test - 1
Pit Stop Analysis



7 Petru Razvan Umbrurescu PRO Petri Corse
 Jules Gounon Bentley Continental GT3

| Nr. | In Day Time | In Time | Out Time | Pit Time | T. Pit Time | Handicap | Penalty |
|-----|--------------|--------------|--------------|----------|-------------|----------|---------|
| 1 | 12:15:52.701 | 12:15:52.701 | 12:21:25.749 | 5:33.048 | 5:33.048 | | |
| 2 | 12:34:21.932 | 12:34:21.932 | 12:40:35.859 | 6:13.927 | 11:46.975 | | |

10 Miguel Ramos PRO SPS Automotive Performance
 Fabrizio Crestani Mercedes AMG GT3

| Nr. | In Day Time | In Time | Out Time | Pit Time | T. Pit Time | Handicap | Penalty |
|-----|--------------|--------------|--------------|----------|-------------|----------|---------|
| 1 | 12:20:19.674 | 12:20:19.674 | 12:23:48.663 | 3:28.989 | 3:28.989 | | |
| 2 | 12:36:35.090 | 12:36:35.090 | 12:40:34.410 | 3:59.320 | 7:28.309 | | |

12 Federico Leo PRO Ombra Racing
 Najiy Razak Lamborghini Huracan GT3 EVO

| Nr. | In Day Time | In Time | Out Time | Pit Time | T. Pit Time | Handicap | Penalty |
|-----|--------------|--------------|--------------|----------|-------------|----------|---------|
| 1 | 12:12:22.932 | 12:12:22.932 | 12:14:43.590 | 2:20.658 | 2:20.658 | | |
| 2 | 12:27:15.657 | 12:27:15.657 | 12:31:17.192 | 4:01.535 | 6:22.193 | | |
| 3 | 12:41:48.712 | 12:41:48.712 | 12:48:28.175 | 6:39.463 | 13:01.656 | | |

14 Norbert Siedler PRO Emil Frey Racing
 Mikaël Grenier Lamborghini Huracan GT3 EVO

| Nr. | In Day Time | In Time | Out Time | Pit Time | T. Pit Time | Handicap | Penalty |
|-----|--------------|--------------|--------------|----------|-------------|----------|---------|
| 1 | 12:21:08.946 | 12:21:08.946 | 12:26:55.045 | 5:46.099 | 5:46.099 | | |
| 2 | 12:39:19.157 | 12:39:19.157 | 12:47:27.479 | 8:08.322 | 13:54.421 | | |

16 Marcelo Hahn PROAM Teo Martín Motorsport
 Allam Khodair McLaren 720 s

| Nr. | In Day Time | In Time | Out Time | Pit Time | T. Pit Time | Handicap | Penalty |
|-----|--------------|--------------|--------------|-----------|-------------|----------|---------|
| 1 | 12:18:04.574 | 12:18:04.574 | 12:20:29.306 | 2:24.732 | 2:24.732 | | |
| 2 | 12:29:08.736 | 12:29:08.736 | 12:32:58.979 | 3:50.243 | 6:14.975 | | |
| 3 | 12:35:13.193 | 12:35:13.193 | 12:47:56.353 | 12:43.160 | 18:58.135 | | |

17 Fran Rueda PRO Teo Martín Motorsport
 Andrés Saravia McLaren 720 s

| Nr. | In Day Time | In Time | Out Time | Pit Time | T. Pit Time | Handicap | Penalty |
|-----|--------------|--------------|--------------|----------|-------------|----------|---------|
| 1 | 12:11:28.162 | 12:11:28.162 | 12:13:24.588 | 1:56.426 | 1:56.426 | | |
| 2 | 12:15:32.065 | 12:15:32.065 | 12:15:57.856 | 25.791 | 2:22.217 | | |
| 3 | 12:26:21.133 | 12:26:21.133 | 12:33:27.676 | 7:06.543 | 9:28.760 | | |
| 4 | 12:45:46.712 | 12:45:46.712 | 12:50:00.266 | 4:13.554 | 13:42.314 | | |

19 Jiatong Liang PRO Raton Racing by Target
 Raffaele Giammaria Lamborghini Huracan GT3 EVO

| Nr. | In Day Time | In Time | Out Time | Pit Time | T. Pit Time | Handicap | Penalty |
|-----|--------------|--------------|--------------|----------|-------------|----------|---------|
| 1 | 12:09:35.837 | 12:09:35.837 | 12:10:04.226 | 28.389 | 28.389 | | |
| 2 | 12:12:24.086 | 12:12:24.086 | 12:18:26.015 | 6:01.929 | 6:30.318 | | |
| 3 | 12:26:52.663 | 12:26:52.663 | 12:32:25.185 | 5:32.522 | 12:02.840 | | |
| 4 | 12:40:49.845 | 12:40:49.845 | 12:44:35.169 | 3:45.324 | 15:48.164 | | |

20 Valentin Pierburg PROAM SPS Automotive Performance
 Tom Onslow-Cole Mercedes AMG GT3

| Nr. | In Day Time | In Time | Out Time | Pit Time | T. Pit Time | Handicap | Penalty |
|-----|--------------|--------------|--------------|----------|-------------|----------|---------|
| 1 | 12:16:19.940 | 12:16:19.940 | 12:21:06.346 | 4:46.406 | 4:46.406 | | |
| 2 | 12:33:44.649 | 12:33:44.649 | 12:35:43.123 | 1:58.474 | 6:44.880 | | |

25 Alexander Hrachowina AM HTP Motorsport
 Martin Konrad Mercedes AMG GT3

| Nr. | In Day Time | In Time | Out Time | Pit Time | T. Pit Time | Handicap | Penalty |
|-----|--------------|--------------|--------------|----------|-------------|----------|---------|
| 1 | 12:11:09.983 | 12:11:09.983 | 12:16:56.746 | 5:46.763 | 5:46.763 | | |
| 2 | 12:23:17.192 | 12:23:17.192 | 12:26:26.296 | 3:09.104 | 8:55.867 | | |
| 3 | 12:36:52.476 | 12:36:52.476 | 12:39:31.885 | 2:39.409 | 11:35.276 | | |
| 4 | 12:47:44.950 | 12:47:44.950 | 12:49:44.498 | 1:59.548 | 13:34.824 | | |

26 Eliseo Martínez PRO Lazarus Racing
 Fabio Onidi Lamborghini Huracan GT3

| Nr. | In Day Time | In Time | Out Time | Pit Time | T. Pit Time | Handicap | Penalty |
|-----|--------------|--------------|--------------|----------|-------------|----------|---------|
| 1 | 12:09:03.500 | 12:09:03.500 | 12:12:28.574 | 3:25.074 | 3:25.074 | | |
| 2 | 12:29:16.174 | 12:29:16.174 | 12:32:24.302 | 3:08.128 | 6:33.202 | | |
| 3 | 12:43:28.222 | 12:43:28.222 | 12:46:56.447 | 3:28.225 | 10:01.427 | | |

27 Nicola De Marco PRO Lazarus Racing
 Nicolas Pohler Lamborghini Huracan GT3

| Nr. | In Day Time | In Time | Out Time | Pit Time | T. Pit Time | Handicap | Penalty |
|-----|--------------|--------------|--------------|----------|-------------|----------|---------|
| 1 | 12:46:06.039 | 12:46:06.039 | 12:47:47.674 | 1:41.635 | 1:41.635 | | |
| 2 | 12:52:09.193 | 12:52:09.193 | 12:54:51.628 | 2:42.435 | 4:24.070 | | |

59 Martin Kodrić PRO Teo Martín Motorsport
 Henrique Chaves McLaren 720 s

| Nr. | In Day Time | In Time | Out Time | Pit Time | T. Pit Time | Handicap | Penalty |
|-----|--------------|--------------|--------------|----------|-------------|----------|---------|
| 1 | 12:12:19.580 | 12:12:19.580 | 12:14:55.689 | 2:36.109 | 2:36.109 | | |
| 2 | 12:27:31.879 | 12:27:31.879 | 12:32:00.897 | 4:29.018 | 7:05.127 | | |
| 3 | 12:40:25.127 | 12:40:25.127 | 12:43:50.823 | 3:25.696 | 10:30.823 | | |
| 4 | 12:56:17.913 | 12:56:17.913 | 12:57:37.580 | 1:19.667 | 11:50.490 | | |

63 Albert Costa PRO Emil Frey Racing
 Giacomo Altoè Lamborghini Huracan GT3 EVO

| Nr. | In Day Time | In Time | Out Time | Pit Time | T. Pit Time | Handicap | Penalty |
|-----|--------------|--------------|--------------|----------|-------------|----------|---------|
| 1 | 12:24:59.705 | 12:24:59.705 | 12:31:42.510 | 6:42.805 | 6:42.805 | | |
| 2 | 12:44:11.962 | 12:44:11.962 | 12:50:34.154 | 6:22.192 | 13:04.997 | | |

66 Kang Ling PROAM Vincenzo Sospiri Racing
 Frederik Schandorff Lamborghini Huracan GT3

| Nr. | In Day Time | In Time | Out Time | Pit Time | T. Pit Time | Handicap | Penalty |
|-----|--------------|--------------|--------------|----------|-------------|----------|---------|
| 1 | 12:08:38.688 | 12:08:38.688 | 12:11:48.883 | 3:10.195 | 3:10.195 | | |
| 2 | 12:26:56.617 | 12:26:56.617 | 12:33:41.931 | 6:45.314 | 9:55.509 | | |
| 3 | 12:46:19.569 | 12:46:19.569 | 12:49:19.201 | 2:59.632 | 12:55.141 | | |

75 Kenny Habul PROAM Rowe Racing / SunEnergy1 Racing
 Thomas Jäger Mercedes AMG GT3

| Nr. | In Day Time | In Time | Out Time | Pit Time | T. Pit Time | Handicap | Penalty |
|-----|--------------|--------------|--------------|-----------|-------------|----------|---------|
| 1 | 12:23:53.776 | 12:23:53.776 | 12:35:46.587 | 11:52.811 | 11:52.811 | | |
| 2 | 12:46:18.435 | 12:46:18.435 | 12:50:59.094 | 4:40.659 | 16:33.470 | | |

90 Alberto Di Falco PROAM Raton Racing by Target
 Christoph Lenz Lamborghini Huracan GT3 EVO

| Nr. | In Day Time | In Time | Out Time | Pit Time | T. Pit Time | Handicap | Penalty |
|-----|--------------|--------------|--------------|----------|-------------|----------|---------|
| 1 | 12:09:10.547 | 12:09:10.547 | 12:09:35.864 | 25.317 | 25.317 | | |
| 2 | 12:11:50.577 | 12:11:50.577 | 12:16:54.889 | 5:04.312 | 5:29.629 | | |
| 3 | 12:25:15.578 | 12:25:15.578 | 12:27:11.849 | 1:56.271 | 7:25.900 | | |
| 4 | 12:37:39.269 | 12:37:39.269 | 12:40:13.649 | 2:34.380 | 10:00.280 | | |





Paul Ricard
International GT Open
Private test - 1
Pit Stop Analysis



93

Christopher Froggatt PROAM Spirit of Race / Tempesta Racing

Edward Cheever III Ferrari 488 GT3

| Nr. | In Day Time | In Time | Out Time | Pit Time | T. Pit Time | Handicap | Penalty |
|-----|--------------|--------------|--------------|----------|-------------|----------|---------|
| 1 | 12:09:16.285 | 12:09:16.285 | 12:10:34.851 | 1:18.566 | 1:18.566 | | |
| 2 | 12:16:59.287 | 12:16:59.287 | 12:22:10.332 | 5:11.045 | 6:29.611 | | |
| 3 | 12:32:39.889 | 12:32:39.889 | 12:36:25.174 | 3:45.285 | 10:14.896 | | |
| 4 | 12:42:39.492 | 12:42:39.492 | 12:45:08.628 | 2:29.136 | 12:44.032 | | |
| 5 | 12:55:44.068 | 12:55:44.068 | 12:57:36.487 | 1:52.419 | 14:36.451 | | |

96

Oliver Wilkinson PROAM Optimum Motorsport

Bradley Ellis Aston Martin GT3 AMR MY2019

| Nr. | In Day Time | In Time | Out Time | Pit Time | T. Pit Time | Handicap | Penalty |
|-----|--------------|--------------|--------------|----------|-------------|----------|---------|
| 1 | 12:20:34.655 | 12:20:34.655 | 12:23:38.922 | 3:04.267 | 3:04.267 | | |
| 2 | 12:41:09.825 | 12:41:09.825 | 12:43:23.461 | 2:13.636 | 5:17.903 | | |
| 3 | 12:56:17.264 | 12:56:17.264 | 12:58:16.715 | 1:59.451 | 7:17.354 | | |

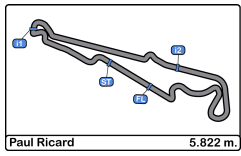
99

António Coimbra AM Sports and You

Luis Silva Mercedes AMG GT3

| Nr. | In Day Time | In Time | Out Time | Pit Time | T. Pit Time | Handicap | Penalty |
|-----|--------------|--------------|--------------|----------|-------------|----------|---------|
| 1 | 12:21:32.063 | 12:21:32.063 | 12:25:52.711 | 4:20.648 | 4:20.648 | | |
| 2 | 12:41:15.740 | 12:41:15.740 | 12:46:21.473 | 5:05.733 | 9:26.381 | | |

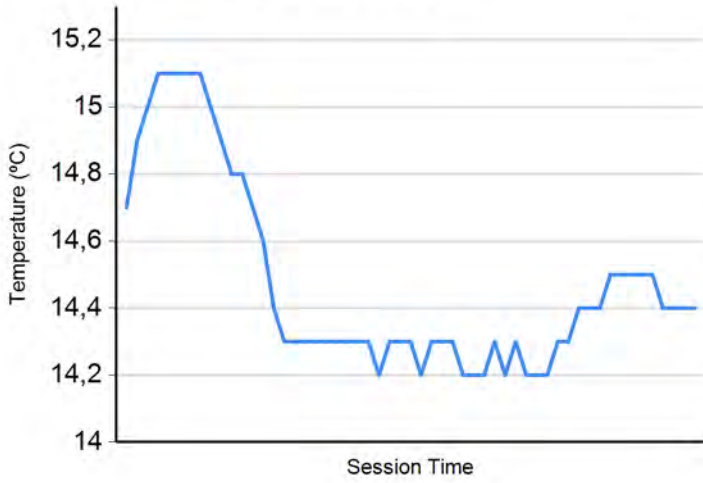




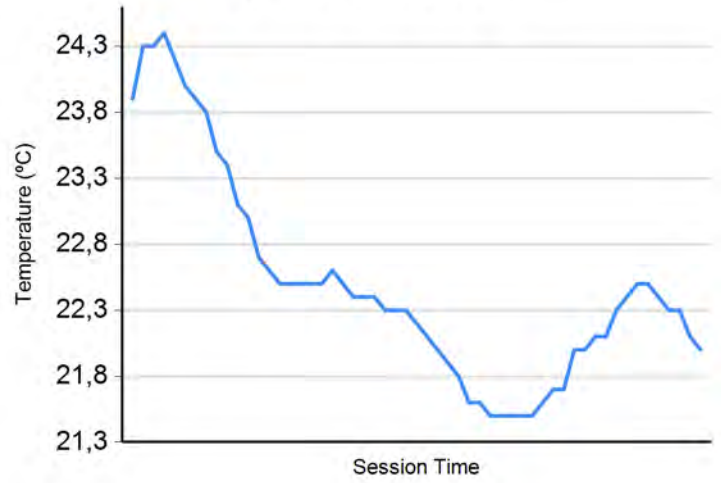
Paul Ricard
International GT Open
Private test - 1
Weather Report



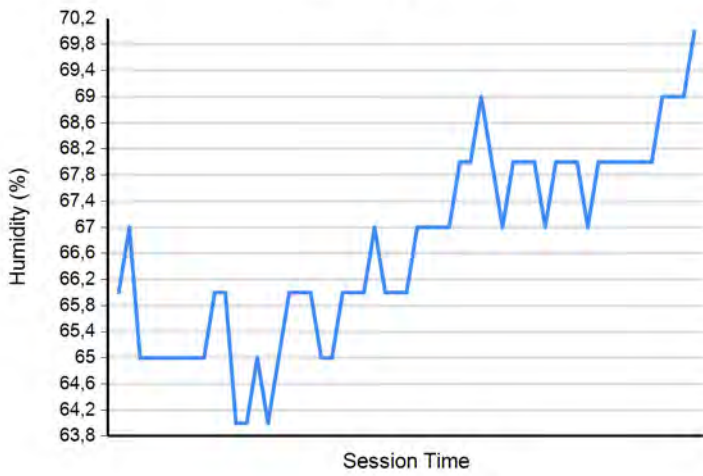
Air Temperature



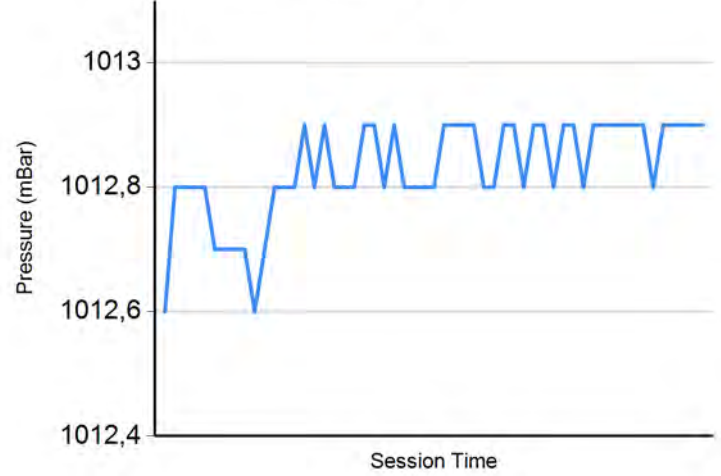
Track Temperature



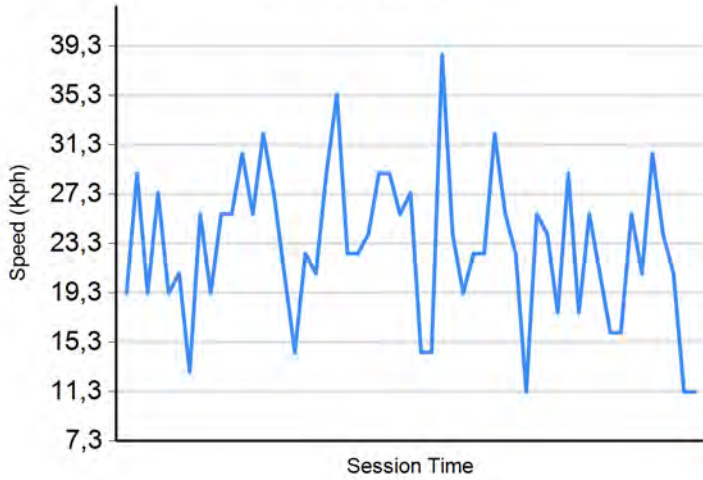
Humidity



Pressure

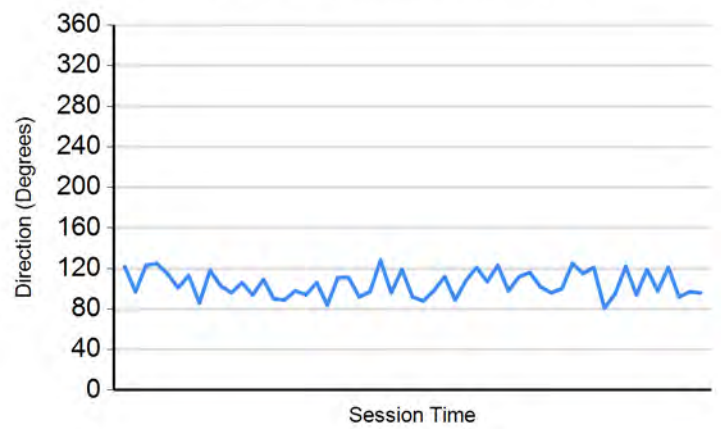


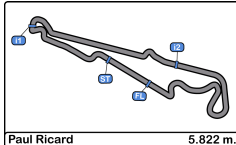
Wind Speed



Wind direction

North = 0°/360° Est = 90° South = 180° West = 270°





Paul Ricard
International GT Open
Private test - 2
Provisional Results



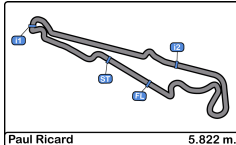
| Cls | Nº | Entrant/Team | Nat | Driver 1 | Nat | Driver 2 | Nat | Vehicle | Cat | Cls | Laps | Best | Time | Gap | Interval | Km/h |
|-----|----|----------------------------|-----|-------------------------|-----|---------------------|-----|-----------------------------|-------|-----|------|------|----------|-------|----------|-------|
| 1 | 20 | SPS Automotive Performance | DEU | Valentin Pierburg | DEU | Tom Onslow-Cole | GBR | Mercedes AMG GT3 | PROAM | 1 | 22 | 16 | 2:00.842 | | | 173.4 |
| 2 | 16 | Teo Martín Motorsport | ESP | Marcelo Hahn | BRA | Allam Khodair | BRA | McLaren 720 s | PROAM | 2 | 17 | 16 | 2:01.231 | 0.389 | 0.389 | 172.8 |
| 3 | 17 | Teo Martín Motorsport | ESP | Fran Rueda | ESP | Andrés Saravia | GTM | McLaren 720 s | PRO | 1 | 15 | 14 | 2:01.407 | 0.565 | 0.176 | 172.6 |
| 4 | 10 | SPS Automotive Performance | DEU | Miguel Ramos | PRT | Fabrizio Crestani | ITA | Mercedes AMG GT3 | PRO | 2 | 21 | 15 | 2:01.465 | 0.623 | 0.058 | 172.5 |
| 5 | 59 | Teo Martín Motorsport | ESP | Martin Kodrić | HRV | Henrique Chaves | PRT | McLaren 720 s | PRO | 3 | 23 | 16 | 2:01.516 | 0.674 | 0.051 | 172.4 |
| 6 | 90 | Raton Racing by Target | ITA | Alberto Di Folco | ITA | Christoph Lenz | CHE | Lamborghini Huracan GT3 EVO | PROAM | 3 | 23 | 23 | 2:01.636 | 0.794 | 0.120 | 172.3 |
| 7 | 14 | Emil Frey Racing | CHE | Norbert Siedler | AUT | Mikaël Grenier | CAN | Lamborghini Huracan GT3 EVO | PRO | 4 | 18 | 18 | 2:01.747 | 0.905 | 0.111 | 172.1 |
| 8 | 25 | HTP Motorsport | DEU | Alexander Hrachowina | AUT | Martin Konrad | AUT | Mercedes AMG GT3 | AM | 1 | 24 | 18 | 2:01.777 | 0.935 | 0.030 | 172.1 |
| 9 | 75 | Rowe Racing / SunEnergy1 | DEU | Kenny Habul | AUS | Thomas Jäger | DEU | Mercedes AMG GT3 | PROAM | 4 | 21 | 20 | 2:01.804 | 0.962 | 0.027 | 172.0 |
| 10 | 19 | Raton Racing by Target | ITA | Jiatong Liang | CHN | Raffaele Giammaria | ITA | Lamborghini Huracan GT3 EVO | PRO | 5 | 23 | 22 | 2:01.921 | 1.079 | 0.117 | 171.9 |
| 11 | 26 | Lazarus Racing | ITA | Eliseo Martínez | ESP | Fabio Onidi | ITA | Lamborghini Huracan GT3 | PRO | 6 | 23 | 16 | 2:02.019 | 1.177 | 0.098 | 171.7 |
| 12 | 63 | Emil Frey Racing | CHE | Albert Costa | ESP | Giacomo Altoè | ITA | Lamborghini Huracan GT3 EVO | PRO | 7 | 19 | 19 | 2:02.028 | 1.186 | 0.009 | 171.7 |
| 13 | 96 | Optimum Motorsport | GBR | Oliver Wilkinson | GBR | Bradley Ellis | GBR | Aston Martin GT3 AMR MY2019 | PROAM | 5 | 22 | 20 | 2:02.131 | 1.289 | 0.103 | 171.6 |
| 14 | 93 | Spirit of Race / Tempesta | GBR | Christopher Froggatt | GBR | Edward Cheever III | ITA | Ferrari 488 GT3 | PROAM | 6 | 20 | 17 | 2:02.133 | 1.291 | 0.002 | 171.6 |
| 15 | 27 | Lazarus Racing | ITA | Nicola De Marco | ITA | Nicolas Pohler | DEU | Lamborghini Huracan GT3 | PRO | 8 | 21 | 18 | 2:02.611 | 1.769 | 0.478 | 170.9 |
| 16 | 21 | Spirit of Race | ITA | Duncan Cameron | GBR | Matt Griffin | IRL | Ferrari 488 GT3 | PROAM | 7 | 15 | 14 | 2:02.667 | 1.825 | 0.056 | 170.8 |
| 17 | 12 | Ombra Racing | ITA | Federico Leo | ITA | Najji Razak | MYS | Lamborghini Huracan GT3 EVO | PRO | 9 | 21 | 14 | 2:02.877 | 2.035 | 0.210 | 170.5 |
| 18 | 66 | Vincenzo Sospiri Racing | ITA | Kang Ling | CHN | Frederik Schandorff | DNK | Lamborghini Huracan GT3 | PROAM | 8 | 22 | 20 | 2:02.888 | 2.046 | 0.011 | 170.5 |
| 19 | 7 | Petri Corse | ITA | Petru Razvan Umbrurescu | ROU | Jules Gounon | FRA | Bentley Continental GT3 | PRO | 10 | 13 | 10 | 2:04.468 | 3.626 | 1.580 | 168.3 |
| 20 | 99 | Sports and You | PRT | António Coimbra | PRT | Luis Silva | PRT | Mercedes AMG GT3 | AM | 2 | 20 | 13 | 2:04.805 | 3.963 | 0.337 | 167.9 |

Published at:.....

Track Temp: 25.9 °C Air Temp: 15.0 °C Humidity: 66 % Track Status: DRY

| | | |
|------------------|-----------------------|--------------------|
| Stewards: | Race Director: | Timekeeper: |
|------------------|-----------------------|--------------------|





Paul Ricard
International GT Open
Private test - 2
Provisional Results by Class



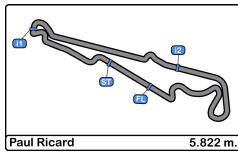
| Cls | Nº | Entrant/Team | Nat | Driver 1 | Nat | Status | Driver 2 | Nat | Status | Vehicle | Cat | Cls | Laps | Best | Time | Gap | Interval | Km/h | |
|--------------|----|----------------------------|-----|-------------------------|-----|--------|---------------------|-----|--------|-----------------------------|-------|-----|------|------|----------|-------|----------|------|-------|
| PRO | | | | | | | | | | | | | | | | | | | |
| 1 | 17 | Teo Martín Motorsport | ESP | Fran Rueda | ESP | | Andrés Saravia | GTM | | McLaren 720 s | PRO | 1 | 15 | 14 | 2:01.407 | | | | 172.6 |
| 2 | 10 | SPS Automotive Performance | DEU | Miguel Ramos | PRT | | Fabrizio Crestani | ITA | | Mercedes AMG GT3 | PRO | 2 | 21 | 15 | 2:01.465 | 0.058 | 0.058 | | 172.5 |
| 3 | 59 | Teo Martín Motorsport | ESP | Martin Kodrić | HRV | | Henrique Chaves | | | McLaren 720 s | PRO | 3 | 23 | 16 | 2:01.516 | 0.109 | 0.051 | | 172.4 |
| 4 | 14 | Emil Frey Racing | CHE | Norbert Siedler | AUT | | Mikaël Grenier | CAN | | Lamborghini Huracan GT3 EVO | PRO | 4 | 18 | 18 | 2:01.747 | 0.340 | 0.231 | | 172.1 |
| 5 | 19 | Raton Racing by Target | ITA | Jiatong Liang | CHN | | Raffaele Giammaria | ITA | | Lamborghini Huracan GT3 EVO | PRO | 5 | 23 | 22 | 2:01.921 | 0.514 | 0.174 | | 171.9 |
| 6 | 26 | Lazarus Racing | ITA | Eliseo Martínez | ESP | | Fabio Onidi | ITA | | Lamborghini Huracan GT3 | PRO | 6 | 23 | 16 | 2:02.019 | 0.612 | 0.098 | | 171.7 |
| 7 | 63 | Emil Frey Racing | CHE | Albert Costa | ESP | | Giacomo Altoè | ITA | | Lamborghini Huracan GT3 EVO | PRO | 7 | 19 | 19 | 2:02.028 | 0.621 | 0.009 | | 171.7 |
| 8 | 27 | Lazarus Racing | ITA | Nicola De Marco | ITA | | Nicolas Pohler | DEU | | Lamborghini Huracan GT3 | PRO | 8 | 21 | 18 | 2:02.611 | 1.204 | 0.583 | | 170.9 |
| 9 | 12 | Ombra Racing | ITA | Federico Leo | ITA | | Najiy Razak | MYS | | Lamborghini Huracan GT3 EVO | PRO | 9 | 21 | 14 | 2:02.877 | 1.470 | 0.266 | | 170.5 |
| 10 | 7 | Petri Corse | ITA | Petru Razvan Umbrurescu | ROU | | Jules Gounon | FRA | | Bentley Continental GT3 | PRO | 10 | 13 | 10 | 2:04.468 | 3.061 | 1.591 | | 168.3 |
| PROAM | | | | | | | | | | | | | | | | | | | |
| 1 | 20 | SPS Automotive Performance | DEU | Valentin Pierburg | DEU | | Tom Onslow-Cole | GBR | | Mercedes AMG GT3 | PROAM | 1 | 22 | 16 | 2:00.842 | | | | 173.4 |
| 2 | 16 | Teo Martín Motorsport | ESP | Marcelo Hahn | BRA | | Allam Khodair | BRA | | McLaren 720 s | PROAM | 2 | 17 | 16 | 2:01.231 | 0.389 | 0.389 | | 172.8 |
| 3 | 90 | Raton Racing by Target | ITA | Alberto Di Folco | ITA | | Christoph Lenz | CHE | | Lamborghini Huracan GT3 EVO | PROAM | 3 | 23 | 23 | 2:01.636 | 0.794 | 0.405 | | 172.3 |
| 4 | 75 | Rowe Racing / SunEnergy1 | DEU | Kenny Habul | AUS | | Thomas Jäger | DEU | | Mercedes AMG GT3 | PROAM | 4 | 21 | 20 | 2:01.804 | 0.962 | 0.168 | | 172.0 |
| 5 | 96 | Optimum Motorsport | GBR | Oliver Wilkinson | GBR | | Bradley Ellis | GBR | | Aston Martin GT3 AMR MY2019 | PROAM | 5 | 22 | 20 | 2:02.131 | 1.289 | 0.327 | | 171.6 |
| 6 | 93 | Spirit of Race / Tempesta | GBR | Christopher Froggatt | GBR | | Edward Cheever III | ITA | | Ferrari 488 GT3 | PROAM | 6 | 20 | 17 | 2:02.133 | 1.291 | 0.002 | | 171.6 |
| 7 | 21 | Spirit of Race | ITA | Duncan Cameron | GBR | | Matt Griffin | IRL | | Ferrari 488 GT3 | PROAM | 7 | 15 | 14 | 2:02.667 | 1.825 | 0.534 | | 170.8 |
| 8 | 66 | Vincenzo Sospiri Racing | ITA | Kang Ling | CHN | | Frederik Schandorff | DNK | | Lamborghini Huracan GT3 | PROAM | 8 | 22 | 20 | 2:02.888 | 2.046 | 0.221 | | 170.5 |
| AM | | | | | | | | | | | | | | | | | | | |
| 1 | 25 | HTP Motorsport | DEU | Alexander Hrachowina | AUT | | Martin Konrad | AUT | | Mercedes AMG GT3 | AM | 1 | 24 | 18 | 2:01.777 | | | | 172.1 |
| 2 | 99 | Sports and You | PRT | António Coimbra | PRT | | Luis Silva | PRT | | Mercedes AMG GT3 | AM | 2 | 20 | 13 | 2:04.805 | 3.028 | 3.028 | | 167.9 |

Published at:.....

Track Temp: 25.9 °C Air Temp: 15.0 °C Humidity: 66 % Track Status: DRY

| | | |
|------------------|-----------------------|--------------------|
| Stewards: | Race Director: | Timekeeper: |
|------------------|-----------------------|--------------------|





Paul Ricard
International GT Open
Private test - 2
Lap Analysis



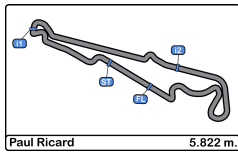
| 7 | | | | | | | |
|---------------------------|---|-----------------|-------------------------|---------------|---------------|--------|--------------|
| 1 Petru Razvan Umbrarescu | | | Bentley Continental GT3 | | | | |
| PRO | | | | | | | |
| 2 Jules Gounon | | | Petri Corse | | | | |
| Lap | D | Time | Sector 1 | Sector 2 | Sector 3 | T. Spd | Elapsed |
| 1 | | 16:05:20.054 | 16:03:45.031 | 39.774 | 55.249 | | 16:05:20.054 |
| 2 | | 2:07.065 | 34.675 | 38.661 | 53.729 | 249.4 | 16:07:27.119 |
| 3 | | 8:41.144 P | 34.582 | 38.791 | 7:27.771 | 248.8 | 16:16:08.263 |
| 4 | | 2:24.005 | 51.456 | 38.858 | 53.691 | | 16:18:32.268 |
| 5 | | 2:06.780 | 35.032 | 38.285 | 53.463 | 248.2 | 16:20:39.048 |
| 6 | | 2:05.935 | 34.366 | 38.213 | 53.356 | 247.7 | 16:22:44.983 |
| 7 | | 2:05.432 | 34.560 | 37.913 | 52.959 | 250.0 | 16:24:50.415 |
| 8 | | 5:47.727 P | 34.773 | 38.340 | 4:34.614 | 248.8 | 16:30:38.142 |
| 9 | | 2:28.530 | 53.810 | 38.785 | 55.935 | | 16:33:06.672 |
| 10 | | 2:04.468 | 34.280 | 37.666 | 52.522 | 249.4 | 16:35:11.140 |
| 11 | | 5:52.792 P | 34.778 | 38.291 | 4:39.723 | 247.7 | 16:41:03.932 |
| 12 | | 10:39.493 P | 55.507 | 41.303 | 9:02.683 | | 16:51:43.425 |
| 13 | | 2:26.125 | 53.601 | 40.063 | 52.461 | | 16:54:09.550 |
| 14 | | | 33.759 | 37.166 | | 248.2 | |

| 10 | | | | | | | |
|---------------------|---|-----------------|----------------------------|---------------|---------------|--------|--------------|
| 1 Miguel Ramos | | | Mercedes AMG GT3 | | | | |
| PRO | | | | | | | |
| 2 Fabrizio Crestani | | | SPS Automotive Performance | | | | |
| Lap | D | Time | Sector 1 | Sector 2 | Sector 3 | T. Spd | Elapsed |
| 1 | | 16:02:21.236 | 16:00:48.721 | 38.474 | 54.041 | | 16:02:21.236 |
| 2 | | 2:04.430 | 34.474 | 37.719 | 52.237 | 248.2 | 16:04:25.666 |
| 3 | | 2:03.244 | 33.518 | 37.680 | 52.046 | 248.8 | 16:06:28.910 |
| 4 | | 2:03.096 | 33.635 | 37.672 | 51.789 | 248.2 | 16:08:32.006 |
| 5 | | 2:02.948 | 33.848 | 37.285 | 51.815 | 247.7 | 16:10:34.954 |
| 6 | | 6:11.331 P | 33.648 | 37.428 | 5:00.255 | 247.7 | 16:16:46.285 |
| 7 | | 2:21.717 | 51.327 | 38.323 | 52.067 | | 16:19:08.002 |
| 8 | | 2:02.049 | 33.337 | 37.081 | 51.631 | 247.1 | 16:21:10.051 |
| 9 | | 2:07.426 | 34.257 | 38.175 | 54.994 | 248.8 | 16:23:17.477 |
| 10 | | 4:50.206 P | 34.650 | 40.025 | 3:35.531 | 247.1 | 16:28:07.683 |
| 11 | | 2:19.984 | 50.297 | 37.353 | 52.334 | | 16:30:27.667 |
| 12 | | 2:01.561 | 33.497 | 37.030 | 51.034 | 246.5 | 16:32:29.228 |
| 13 | | 2:01.881 | 33.545 | 37.153 | 51.183 | 248.2 | 16:34:31.109 |
| 14 | | 2:01.630 | 33.348 | 37.133 | 51.149 | 248.2 | 16:36:32.739 |
| 15 | | 2:01.465 | 33.253 | 37.005 | 51.207 | 248.8 | 16:38:34.204 |
| 16 | | 4:29.695 P | 33.483 | 37.648 | 3:18.564 | 249.4 | 16:43:03.899 |
| 17 | | 2:22.844 | 51.435 | 37.202 | 54.207 | | 16:45:26.743 |
| 18 | | 2:01.692 | 33.552 | 36.966 | 51.174 | 250.0 | 16:47:28.435 |
| 19 | | 2:04.104 | 34.231 | 37.804 | 52.069 | 248.2 | 16:49:32.539 |
| 20 | | 2:31.433 | 33.305 | 37.061 | 1:21.067 | 247.7 | 16:52:03.972 |
| 21 | | 2:01.592 | 33.344 | 36.974 | 51.274 | 246.5 | 16:54:05.564 |
| 22 | | | 33.191 | 36.827 | | 248.2 | |

| 12 | | | | | | | |
|----------------|---|-----------------|-----------------------------|---------------|---------------|--------|--------------|
| 1 Federico Leo | | | Lamborghini Huracan GT3 EVO | | | | |
| PRO | | | | | | | |
| 2 Najiy Razak | | | Ombra Racing | | | | |
| Lap | D | Time | Sector 1 | Sector 2 | Sector 3 | T. Spd | Elapsed |
| 1 | | 16:05:08.986 | 16:03:30.230 | 39.139 | 59.617 | | 16:05:08.986 |
| 2 | | 2:06.173 | 34.207 | 37.558 | 54.408 | 248.2 | 16:07:15.159 |
| 3 | | 2:08.471 | 34.109 | 37.872 | 56.490 | 248.2 | 16:09:23.630 |
| 4 | | 2:19.005 P | 34.129 | 37.695 | 1:07.181 | 247.7 | 16:11:42.635 |
| 5 | | 4:22.235 | 2:50.060 | 38.019 | 54.156 | | 16:16:04.870 |
| 6 | | 2:05.856 | 34.411 | 37.590 | 53.855 | 248.2 | 16:18:10.726 |
| 7 | | 2:04.448 | 34.212 | 37.444 | 52.792 | 247.7 | 16:20:15.174 |
| 8 | | 2:13.616 P | 34.459 | 37.570 | 1:01.587 | 248.8 | 16:22:28.790 |
| 9 | | 4:32.208 | 3:02.141 | 37.490 | 52.577 | | 16:27:00.998 |
| 10 | | 2:04.568 | 34.315 | 37.600 | 52.653 | 249.4 | 16:29:05.566 |
| 11 | | 2:03.794 | 33.958 | 37.282 | 52.554 | 249.4 | 16:31:09.360 |
| 12 | | 2:10.970 P | 33.857 | 37.270 | 59.843 | 249.4 | 16:33:20.330 |
| 13 | | 4:20.001 | 2:50.589 | 37.311 | 52.101 | | 16:37:40.331 |
| 14 | | 2:02.877 | 33.753 | 36.988 | 52.136 | 248.2 | 16:39:43.208 |
| 15 | | 2:07.140 | 33.911 | 37.173 | 56.056 | 248.8 | 16:41:50.348 |
| 16 | | 2:11.558 P | 34.012 | 37.218 | 1:00.328 | 248.8 | 16:44:01.906 |
| 17 | | 4:43.548 | 3:10.672 | 38.021 | 54.855 | | 16:48:45.454 |
| 18 | | 2:03.735 | 33.978 | 37.374 | 52.383 | 247.7 | 16:50:49.189 |
| 19 | | 2:02.969 | 33.717 | 37.161 | 52.091 | 247.7 | 16:52:52.158 |
| 20 | | 2:03.286 | 33.739 | 37.288 | 52.259 | 247.7 | 16:54:55.444 |
| 21 | | 2:49.288 P | 34.421 | 38.768 | 1:36.099 | 247.7 | 16:57:44.732 |

| 14 | | | | | | | |
|-------------------|---|-----------------|-----------------------------|---------------|---------------|--------|--------------|
| 1 Norbert Siedler | | | Lamborghini Huracan GT3 EVO | | | | |
| PRO | | | | | | | |
| 2 Mikaël Grenier | | | Emil Frey Racing | | | | |
| Lap | D | Time | Sector 1 | Sector 2 | Sector 3 | T. Spd | Elapsed |
| 1 | | 16:03:04.289 | 16:01:25.250 | 42.015 | 57.024 | | 16:03:04.289 |
| 2 | | 2:05.379 | 34.551 | 38.007 | 52.821 | 245.4 | 16:05:09.668 |
| 3 | | 2:07.023 | 33.904 | 38.531 | 54.588 | 248.8 | 16:07:16.691 |
| 4 | | 2:03.822 | 33.767 | 37.332 | 52.723 | 248.2 | 16:09:20.513 |
| 5 | | 2:08.310 | 34.169 | 37.989 | 56.152 | 248.2 | 16:11:28.823 |
| 6 | | 2:05.238 | 33.721 | 37.742 | 53.775 | 248.8 | 16:13:34.061 |
| 7 | | 2:02.866 | 33.677 | 37.282 | 51.907 | 246.5 | 16:15:36.927 |
| 8 | | 12:49.041 P | 34.329 | 42.105 | 11:32.607 | 247.7 | 16:28:25.968 |
| 9 | | 2:21.903 | 50.735 | 37.800 | 53.368 | | 16:30:47.871 |
| 10 | | 2:05.112 | 33.645 | 37.377 | 54.090 | 246.5 | 16:32:52.983 |
| 11 | | 2:03.195 | 33.741 | 37.461 | 51.993 | 247.1 | 16:34:56.178 |
| 12 | | 2:03.458 | 33.876 | 37.382 | 52.200 | 247.7 | 16:36:59.636 |
| 13 | | 2:02.710 | 33.726 | 37.255 | 51.729 | 247.1 | 16:39:02.346 |
| 14 | | 2:02.473 | 33.559 | 37.215 | 51.699 | 247.7 | 16:41:04.819 |
| 15 | | 6:21.040 P | 33.530 | 37.303 | 5:10.207 | 248.2 | 16:47:25.859 |
| 16 | | 2:28.856 | 52.982 | 42.226 | 53.648 | | 16:49:54.715 |
| 17 | | 2:01.947 | 33.454 | 37.139 | 51.354 | 247.1 | 16:51:56.662 |
| 18 | | 2:01.747 | 33.347 | 37.020 | 51.380 | 247.1 | 16:53:58.409 |
| 19 | | | 33.195 | 37.058 | | 247.1 | |





Paul Ricard
International GT Open
Private test - 2
Lap Analysis



16

1 Marcelo Hahn McLaren 720 s
 2 Allam Khodair Teo Martin Motorsport

| Lap | D | Time | Sector 1 | Sector 2 | Sector 3 | T. Spd | Elapsed |
|-----|---|--------------|--------------|----------|----------|--------|--------------|
| 1 | | 16:13:38.149 | 16:12:04.243 | 39.213 | 54.693 | | 16:13:38.149 |
| 2 | | 2:07.374 | 35.650 | 38.001 | 53.723 | 243.7 | 16:15:45.523 |
| 3 | | 2:07.925 | 36.160 | 38.030 | 53.735 | 217.3 | 16:17:53.448 |
| 4 | | 2:05.097 | 34.127 | 37.903 | 53.067 | 245.4 | 16:19:58.545 |
| 5 | | 2:04.782 | 34.362 | 37.733 | 52.687 | 242.6 | 16:22:03.327 |
| 6 | | 2:04.770 | 34.184 | 37.640 | 52.946 | 244.3 | 16:24:08.097 |
| 7 | | 2:05.659 | 34.244 | 38.084 | 53.331 | 244.3 | 16:26:13.756 |
| 8 | | 2:05.184 | 34.266 | 37.950 | 52.968 | 243.2 | 16:28:18.940 |
| 9 | | 3:38.209 | 34.193 | 37.560 | 2:26.456 | 242.1 | 16:31:57.149 |
| 10 | | 2:42.125 P | 53.640 | 42.561 | 1:05.924 | 244.3 | 16:34:39.274 |
| 11 | | 8:38.895 | 7:08.730 | 37.590 | 52.575 | | 16:43:18.169 |
| 12 | | 2:03.852 | 33.921 | 37.412 | 52.519 | 244.8 | 16:45:22.021 |
| 13 | | 2:04.040 | 34.110 | 37.396 | 52.534 | 242.1 | 16:47:26.061 |
| 14 | | 2:13.901 P | 34.123 | 37.663 | 1:02.115 | 250.0 | 16:49:39.962 |
| 15 | | 3:34.264 | 2:06.201 | 36.733 | 51.330 | | 16:53:14.226 |
| 16 | | 2:01.231 | 33.225 | 36.588 | 51.418 | 243.7 | 16:55:15.457 |
| 17 | | 2:32.433 P | 34.220 | 36.781 | 1:21.432 | 244.8 | 16:57:47.890 |

17

1 Fran Rueda McLaren 720 s
 2 Andrés Saravia Teo Martin Motorsport

| Lap | D | Time | Sector 1 | Sector 2 | Sector 3 | T. Spd | Elapsed |
|-----|---|----------------|--------------|----------|----------|--------|--------------|
| 1 | | 16:03:49.540 P | 16:02:00.144 | 45.042 | 1:04.354 | | 16:03:49.540 |
| 2 | | 7:31.418 | 5:59.672 | 38.527 | 53.219 | | 16:11:20.958 |
| 3 | | 2:03.428 | 33.858 | 37.137 | 52.433 | 243.2 | 16:13:24.386 |
| 4 | | 2:03.833 | 34.087 | 37.284 | 52.462 | 243.7 | 16:15:28.219 |
| 5 | | 2:02.395 | 33.536 | 36.914 | 51.945 | 246.0 | 16:17:30.614 |
| 6 | | 2:12.815 P | 34.404 | 38.544 | 59.867 | 250.0 | 16:19:43.429 |
| 7 | | 3:28.450 | 1:59.066 | 37.199 | 52.185 | | 16:23:11.879 |
| 8 | | 2:02.867 | 34.252 | 36.930 | 51.685 | 241.0 | 16:25:14.746 |
| 9 | | 2:02.181 | 33.623 | 36.854 | 51.704 | 244.3 | 16:27:16.927 |
| 10 | | 2:02.353 | 33.731 | 36.842 | 51.780 | 237.3 | 16:29:19.280 |
| 11 | | 2:09.264 | 33.850 | 37.054 | 58.360 | 235.2 | 16:31:28.544 |
| 12 | | 2:01.979 | 33.782 | 36.750 | 51.447 | 244.3 | 16:33:30.523 |
| 13 | | 2:01.825 | 33.662 | 36.769 | 51.394 | 238.4 | 16:35:32.348 |
| 14 | | 2:01.407 | 33.628 | 36.622 | 51.157 | 244.3 | 16:37:33.755 |
| 15 | | 2:08.917 P | 33.707 | 36.624 | 58.586 | 243.7 | 16:39:42.672 |

19

1 Jiatong Liang Lamborghini Huracan GT3 EVO
 2 Raffaele Giammaria Raton Racing by Target

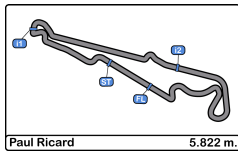
| Lap | D | Time | Sector 1 | Sector 2 | Sector 3 | T. Spd | Elapsed |
|-----|---|--------------|--------------|----------|----------|--------|--------------|
| 1 | | 16:04:08.424 | 16:02:32.289 | 41.957 | 54.178 | | 16:04:08.424 |
| 2 | | 2:06.800 | 34.560 | 38.212 | 54.028 | 246.0 | 16:06:15.224 |
| 3 | | 2:04.886 | 33.946 | 37.731 | 53.209 | 245.4 | 16:08:20.110 |
| 4 | | 2:04.905 | 34.135 | 37.859 | 52.911 | 246.5 | 16:10:25.015 |
| 5 | | 2:04.791 | 34.196 | 37.908 | 52.687 | 245.4 | 16:12:29.806 |
| 6 | | 2:04.040 | 33.993 | 37.709 | 52.338 | 244.8 | 16:14:33.846 |
| 7 | | 4:09.015 P | 36.930 | 38.924 | 2:53.161 | 246.0 | 16:18:42.861 |
| 8 | | 2:22.890 | 50.961 | 38.862 | 53.067 | | 16:21:05.751 |
| 9 | | 2:03.372 | 33.568 | 37.482 | 52.322 | 245.4 | 16:23:09.123 |
| 10 | | 2:02.818 | 33.611 | 37.305 | 51.902 | 246.0 | 16:25:11.941 |
| 11 | | 2:02.414 | 33.330 | 37.355 | 51.729 | 246.0 | 16:27:14.355 |
| 12 | | 2:02.748 | 33.149 | 37.216 | 52.383 | 246.0 | 16:29:17.103 |
| 13 | | 4:28.629 P | 33.877 | 37.928 | 3:16.824 | 246.0 | 16:33:45.732 |
| 14 | | 2:21.188 | 51.302 | 37.807 | 52.079 | | 16:36:06.920 |
| 15 | | 2:02.629 | 33.489 | 37.299 | 51.841 | 246.5 | 16:38:09.549 |
| 16 | | 2:02.651 | 33.469 | 37.237 | 51.945 | 246.0 | 16:40:12.200 |
| 17 | | 2:02.696 | 33.394 | 37.306 | 51.996 | 246.0 | 16:42:14.896 |
| 18 | | 2:02.308 | 33.285 | 37.145 | 51.878 | 247.1 | 16:44:17.204 |
| 19 | | 2:02.246 | 33.266 | 37.215 | 51.765 | 246.0 | 16:46:19.450 |
| 20 | | 2:12.750 | 33.179 | 37.123 | 1:02.448 | 246.5 | 16:48:32.200 |
| 21 | | 2:02.237 | 33.457 | 37.246 | 51.534 | 247.1 | 16:50:34.437 |
| 22 | | 2:01.921 | 33.195 | 37.085 | 51.641 | 246.0 | 16:52:36.358 |
| 23 | | 2:04.630 | 33.442 | 37.729 | 53.459 | 246.5 | 16:54:40.988 |
| 24 | | | 38.927 | 44.632 | | | 230.7 |

20

1 Valentin Pierburg Mercedes AMG GT3
 2 Tom Onslow-Cole SPS Automotive Performance

| Lap | D | Time | Sector 1 | Sector 2 | Sector 3 | T. Spd | Elapsed |
|-----|---|--------------|--------------|----------|----------|--------|--------------|
| 1 | | 16:02:17.680 | 16:00:44.457 | 39.023 | 54.200 | | 16:02:17.680 |
| 2 | | 2:04.380 | 34.129 | 37.591 | 52.660 | 247.1 | 16:04:22.060 |
| 3 | | 2:03.812 | 33.805 | 37.565 | 52.442 | 247.7 | 16:06:25.872 |
| 4 | | 2:03.504 | 33.274 | 37.631 | 52.599 | 247.1 | 16:08:29.376 |
| 5 | | 4:25.877 P | 33.686 | 37.573 | 3:14.618 | 247.7 | 16:12:55.253 |
| 6 | | 2:28.047 | 53.989 | 39.482 | 54.576 | | 16:15:23.300 |
| 7 | | 2:02.637 | 33.612 | 37.188 | 51.837 | 246.5 | 16:17:25.937 |
| 8 | | 2:02.462 | 33.680 | 37.095 | 51.687 | 246.5 | 16:19:28.399 |
| 9 | | 2:03.029 | 33.594 | 37.267 | 52.168 | 247.7 | 16:21:31.428 |
| 10 | | 2:03.146 | 33.604 | 37.244 | 52.298 | 248.8 | 16:23:34.574 |
| 11 | | 3:55.853 P | 34.031 | 37.837 | 2:43.985 | 248.2 | 16:27:30.427 |
| 12 | | 2:28.426 | 52.239 | 37.891 | 58.296 | | 16:29:58.853 |
| 13 | | 2:01.536 | 33.585 | 36.982 | 50.969 | 247.1 | 16:32:00.389 |
| 14 | | 2:01.220 | 33.279 | 36.966 | 50.975 | 249.4 | 16:34:01.609 |
| 15 | | 2:01.853 | 33.626 | 36.941 | 51.286 | 249.4 | 16:36:03.462 |
| 16 | | 2:00.842 | 33.264 | 36.726 | 50.852 | 249.4 | 16:38:04.304 |
| 17 | | 2:03.528 | 33.201 | 36.855 | 53.472 | 248.8 | 16:40:07.832 |
| 18 | | 5:05.708 P | 39.892 | 39.856 | 3:45.960 | 194.5 | 16:45:13.540 |
| 19 | | 2:19.296 | 50.206 | 37.399 | 51.691 | | 16:47:32.836 |
| 20 | | 2:02.482 | 33.563 | 37.266 | 51.653 | 246.5 | 16:49:35.318 |
| 21 | | 2:01.453 | 33.285 | 37.027 | 51.141 | 247.1 | 16:51:36.771 |
| 22 | | 2:03.951 | 34.125 | 38.174 | 51.652 | 246.5 | 16:53:40.722 |
| 23 | | | 33.218 | 37.173 | | | 245.4 |





Paul Ricard
International GT Open
Private test - 2
Lap Analysis



| 21 | | | | | | | 26 | | | | | | | | | | | | | | | | |
|------------------------|---|--------------|------------------|----------|----------|--------|-------------------|-------------------|-----|---|-------------------------|---------------|----------|-------------------|--------------|-------------------|----------|-------------------|----------|-----------------|--------|------------------|---------|
| 1 Duncan Cameron | | | Ferrari 488 GT3 | | | | 1 Eliseo Martínez | | | Lamborghini Huracan GT3 | | | | | | | | | | | | | |
| PROAM | | | Spirit of Race | | | | PRO | | | Lazarus Racing | | | | | | | | | | | | | |
| 2 Matt Griffin | | | | | | | 2 Fabio Onidi | | | | | | | | | | | | | | | | |
| Lap | D | Time | Sector 1 | Sector 2 | Sector 3 | T. Spd | Elapsed | Lap | D | Time | Sector 1 | Sector 2 | Sector 3 | T. Spd | Elapsed | | | | | | | | |
| 1 | | 16:05:03.393 | 16:03:24.859 | 41.308 | 57.226 | | 16:05:03.393 | 1 | | 16:02:30.556 | 16:00:54.334 | 40.868 | 55.354 | | 16:02:30.556 | | | | | | | | |
| 2 | | 2:10.356 | 36.088 | 39.632 | 54.636 | 248.2 | 16:07:13.749 | 2 | | 2:07.411 | 35.057 | 38.659 | 53.695 | 243.2 | 16:04:37.967 | | | | | | | | |
| 3 | | 2:06.031 | 34.784 | 38.049 | 53.198 | 247.7 | 16:09:19.780 | 3 | | 2:05.051 | 34.374 | 37.870 | 52.807 | 250.5 | 16:06:43.018 | | | | | | | | |
| 4 | | 2:05.920 | 34.583 | 38.088 | 53.249 | 248.8 | 16:11:25.700 | 4 | | 2:05.732 | 34.646 | 38.252 | 52.834 | 247.7 | 16:08:48.750 | | | | | | | | |
| 5 | | 5:58.615 P | 34.635 | 38.609 | 4:45.371 | 248.8 | 16:17:24.315 | 5 | | 2:13.852 | 35.813 | 43.300 | 54.739 | 248.8 | 16:11:02.602 | | | | | | | | |
| 6 | | 2:24.131 | 52.707 | 38.519 | 52.905 | | 16:19:48.446 | 6 | | 2:07.783 | 34.323 | 40.220 | 53.240 | 249.4 | 16:13:10.385 | | | | | | | | |
| 7 | | 2:03.449 | 33.952 | 37.466 | 52.031 | 248.8 | 16:21:51.895 | 7 | | 2:04.146 | 34.080 | 37.551 | 52.515 | 251.7 | 16:15:14.531 | | | | | | | | |
| 8 | | 2:03.434 | 33.773 | 37.361 | 52.300 | 249.4 | 16:23:55.329 | 8 | | 2:04.990 | 33.970 | 37.627 | 53.393 | 244.8 | 16:17:19.521 | | | | | | | | |
| 9 | | 2:03.476 | 33.759 | 37.516 | 52.201 | 251.1 | 16:25:58.805 | 9 | | 2:04.113 | 34.238 | 37.239 | 52.636 | 250.0 | 16:19:23.634 | | | | | | | | |
| 10 | | 2:03.384 | 33.837 | 37.388 | 52.159 | 248.2 | 16:28:02.189 | 10 | | 2:04.926 | 33.987 | 37.379 | 53.560 | 250.0 | 16:21:28.560 | | | | | | | | |
| 11 | | 9:06.667 P | 33.923 | 38.155 | 7:54.589 | 248.8 | 16:37:08.856 | 11 | | 2:17.091 P | 34.145 | 37.928 | 1:05.018 | 247.7 | 16:23:45.651 | | | | | | | | |
| 12 | | 2:20.628 | 50.671 | 37.694 | 52.263 | | 16:39:29.484 | 12 | | 4:19.481 | 2:49.170 | 37.670 | 52.641 | | 16:28:05.132 | | | | | | | | |
| 13 | | 2:02.939 | 33.822 | 37.252 | 51.865 | 248.2 | 16:41:32.423 | 13 | | 2:04.062 | 34.223 | 37.646 | 52.193 | 250.5 | 16:30:09.194 | | | | | | | | |
| 14 | | 2:02.667 | 33.729 | 37.309 | 51.629 | 248.8 | 16:43:35.090 | 14 | | 2:10.315 P | 33.767 | 37.085 | 59.463 | 244.8 | 16:32:19.509 | | | | | | | | |
| 15 | | 2:02.864 | 33.672 | 37.164 | 52.028 | 249.4 | 16:45:37.954 | 15 | | 4:20.414 | 2:44.004 | 43.466 | 52.944 | | 16:36:39.923 | | | | | | | | |
| 16 | | | 33.928 | 37.316 | | 250.0 | | 16 | | 2:02.019 | 33.543 | 36.853 | 51.623 | 246.0 | 16:38:41.942 | | | | | | | | |
| 25 | | | | | | | 17 | | | | | | | | | | | | | | | | |
| 1 Alexander Hrachowina | | | Mercedes AMG GT3 | | | | 2:02.570 | | | 33.691 36.880 51.999 248.2 16:40:44.512 | | | | | | | | | | | | | |
| AM | | | HTP Motorsport | | | | 2:03.390 | | | 33.980 37.503 51.907 250.0 16:42:47.902 | | | | | | | | | | | | | |
| 2 Martin Konrad | | | | | | | 2:12.529 P | | | 33.629 37.278 1:01.622 245.4 16:45:00.431 | | | | | | | | | | | | | |
| Lap | D | Time | Sector 1 | Sector 2 | Sector 3 | T. Spd | Elapsed | Lap | D | Time | Sector 1 | Sector 2 | Sector 3 | T. Spd | Elapsed | | | | | | | | |
| 1 | | 16:02:51.430 | 16:01:15.791 | 40.412 | 55.227 | | 16:02:51.430 | 18 | | 3:14.345 P | 1:37.351 | 37.245 | 59.749 | | 16:48:14.776 | | | | | | | | |
| 2 | | 2:08.967 | 34.965 | 38.914 | 55.088 | 250.5 | 16:05:00.397 | 19 | | 3:04.902 | 1:35.109 | 37.246 | 52.547 | | 16:51:19.678 | | | | | | | | |
| 3 | | 2:05.904 | 34.688 | 37.851 | 53.365 | 249.4 | 16:07:06.301 | 20 | | 2:03.145 | 33.762 | 37.148 | 52.235 | 250.0 | 16:53:22.823 | | | | | | | | |
| 4 | | 2:05.686 | 34.489 | 37.860 | 53.337 | 248.8 | 16:09:11.987 | 21 | | 2:11.469 P | 33.781 | 38.350 | 59.338 | 247.7 | 16:55:34.292 | | | | | | | | |
| 5 | | 2:05.637 | 34.225 | 37.621 | 53.791 | 249.4 | 16:11:17.624 | 27 | | | | | | | | | | | | | | | |
| 6 | | 2:05.221 | 34.412 | 37.752 | 53.057 | 248.2 | 16:13:22.845 | 1 Nicola De Marco | | | Lamborghini Huracan GT3 | | | | | | | | | | | | |
| 7 | | 2:07.238 | 34.625 | 37.624 | 54.989 | 248.2 | 16:15:30.083 | PRO | | | 2 Nicolas Pohler | | | | | | | | | | | | |
| 8 | | 2:05.233 | 34.366 | 37.654 | 53.213 | 248.8 | 16:17:35.316 | Lazarus Racing | | | | | | | | | | | | | | | |
| 9 | | 2:05.555 | 34.705 | 37.451 | 53.399 | 248.8 | 16:19:40.871 | <th>Lap</th> | Lap | <th>D</th> | D | <th>Time</th> | Time | <th>Sector 1</th> | Sector 1 | <th>Sector 2</th> | Sector 2 | <th>Sector 3</th> | Sector 3 | <th>T. Spd</th> | T. Spd | <th>Elapsed</th> | Elapsed |
| 10 | | 2:04.808 | 34.270 | 37.397 | 53.141 | 248.2 | 16:21:45.679 | 1 | | 16:02:50.695 | 16:01:15.288 | 40.456 | 54.951 | | 16:02:50.695 | | | | | | | | |
| 11 | | 2:15.166 P | 34.306 | 37.394 | 1:03.466 | 248.8 | 16:24:00.845 | 2 | | 2:07.616 | 34.883 | 38.817 | 53.916 | 247.7 | 16:04:58.311 | | | | | | | | |
| 12 | | 5:02.772 | 3:32.185 | 37.596 | 52.991 | | 16:29:03.617 | 3 | | 2:05.621 | 34.343 | 38.256 | 53.022 | 248.8 | 16:07:03.932 | | | | | | | | |
| 13 | | 2:03.553 | 33.949 | 37.285 | 52.319 | 243.7 | 16:31:07.170 | 4 | | 2:04.184 | 33.912 | 37.941 | 52.331 | 247.7 | 16:09:08.116 | | | | | | | | |
| 14 | | 2:03.744 | 34.165 | 37.277 | 52.302 | 249.4 | 16:33:10.914 | 5 | | 2:14.258 | 32.486 | 38.053 | 1:03.719 | 248.2 | 16:11:22.374 | | | | | | | | |
| 15 | | 2:16.278 P | 34.150 | 37.411 | 1:04.717 | 250.5 | 16:35:27.192 | 6 | | 2:24.200 P | 37.291 | 40.520 | 1:06.389 | 213.8 | 16:13:46.574 | | | | | | | | |
| 16 | | 4:28.664 | 2:54.777 | 38.191 | 55.696 | | 16:39:55.856 | 7 | | 5:59.677 | 4:29.193 | 37.871 | 52.613 | | 16:19:46.251 | | | | | | | | |
| 17 | | 2:02.596 | 33.577 | 37.263 | 51.756 | 249.4 | 16:41:58.452 | 8 | | 2:03.757 | 33.967 | 37.948 | 51.842 | 246.5 | 16:21:50.008 | | | | | | | | |
| 18 | | 2:01.777 | 32.658 | 37.476 | 51.643 | 248.8 | 16:44:00.229 | 9 | | 2:02.642 | 33.633 | 37.296 | 51.713 | 247.7 | 16:23:52.650 | | | | | | | | |
| 19 | | 2:02.371 | 33.567 | 37.154 | 51.650 | 248.8 | 16:46:02.600 | 10 | | 2:14.768 P | 33.497 | 37.716 | 1:03.555 | 247.7 | 16:26:07.418 | | | | | | | | |
| 20 | | 2:02.608 | 34.005 | 37.200 | 51.403 | 249.4 | 16:48:05.208 | 11 | | 7:28.155 | 5:57.388 | 38.174 | 52.593 | | 16:33:35.573 | | | | | | | | |
| 21 | | 2:02.020 | 33.597 | 37.182 | 51.241 | 249.4 | 16:50:07.228 | 12 | | 2:03.858 | 33.797 | 37.834 | 52.227 | 248.8 | 16:35:39.431 | | | | | | | | |
| 22 | | 2:02.158 | 33.529 | 37.078 | 51.551 | 248.8 | 16:52:09.386 | 13 | | 2:09.110 | 34.336 | 42.242 | 52.532 | 247.7 | 16:37:48.541 | | | | | | | | |
| 23 | | 2:02.092 | 33.576 | 37.132 | 51.384 | 249.4 | 16:54:11.478 | 14 | | 2:03.601 | 34.029 | 37.405 | 52.167 | 246.0 | 16:39:52.142 | | | | | | | | |
| 24 | | 2:10.716 P | 34.816 | 37.111 | 58.789 | 242.1 | 16:56:22.194 | 15 | | 2:03.190 | 33.654 | 37.654 | 51.882 | 246.0 | 16:41:55.332 | | | | | | | | |
| | | | | | | | | 16 | | 2:12.413 P | 33.949 | 40.042 | 58.422 | 246.0 | 16:44:07.745 | | | | | | | | |
| | | | | | | | | 17 | | 4:09.169 | 2:38.391 | 38.758 | 52.020 | | 16:48:16.914 | | | | | | | | |
| | | | | | | | | 18 | | 2:02.611 | 33.616 | 37.343 | 51.652 | 248.2 | 16:50:19.525 | | | | | | | | |
| | | | | | | | | 19 | | 2:03.399 | 33.526 | 37.335 | 52.538 | 247.1 | 16:52:22.924 | | | | | | | | |
| | | | | | | | | 20 | | 2:13.845 | 36.642 | 43.585 | 53.618 | 246.0 | 16:54:36.769 | | | | | | | | |
| | | | | | | | | 21 | | 2:17.524 P | 34.296 | 40.984 | 1:02.244 | 248.2 | 16:56:54.293 | | | | | | | | |





Paul Ricard
International GT Open
Private test - 2
Lap Analysis



| 59 | | | | | | | 66 | | | | | | | | |
|---|---|----------------|--------------|----------|----------|--------|---|-----|---|--------------|--------------|----------|----------|--------|--------------|
| 1 Martin Kodrić McLaren 720 s | | | | | | | 1 Kang Ling Lamborghini Huracan GT3 | | | | | | | | |
| PRO 2 Henrique Chaves Teo Martin Motorsport | | | | | | | PROAM 2 Frederik Schandorff Vincenzo Sospiri Racing | | | | | | | | |
| Lap | D | Time | Sector 1 | Sector 2 | Sector 3 | T. Spd | Elapsed | Lap | D | Time | Sector 1 | Sector 2 | Sector 3 | T. Spd | Elapsed |
| 1 | | 16:04:17.339 P | 16:02:31.568 | 40.833 | 1:04.938 | | 16:04:17.339 | 1 | | 16:02:40.498 | 16:01:08.678 | 38.494 | 53.326 | | 16:02:40.498 |
| 2 | | 2:22.289 | 51.565 | 37.521 | 53.203 | | 16:06:39.628 | 2 | | 2:05.105 | 34.569 | 37.670 | 52.866 | 247.7 | 16:04:45.603 |
| 3 | | 2:03.920 | 34.151 | 37.595 | 52.174 | 241.0 | 16:08:43.548 | 3 | | 2:04.181 | 34.118 | 37.674 | 52.389 | 248.2 | 16:06:49.784 |
| 4 | | 2:03.296 | 33.974 | 37.340 | 51.982 | 242.1 | 16:10:46.844 | 4 | | 2:04.480 | 34.078 | 37.844 | 52.558 | 248.8 | 16:08:54.264 |
| 5 | | 2:05.158 | 34.378 | 38.488 | 52.292 | 242.6 | 16:12:52.002 | 5 | | 2:03.831 | 33.917 | 37.549 | 52.365 | 250.5 | 16:10:58.095 |
| 6 | | 2:03.137 | 33.831 | 37.269 | 52.037 | 239.4 | 16:14:55.139 | 6 | | 2:11.492 P | 34.176 | 37.896 | 59.420 | 248.8 | 16:13:09.587 |
| 7 | | 2:13.279 P | 33.753 | 37.329 | 1:02.197 | 238.4 | 16:17:08.418 | 7 | | 5:37.479 | 4:02.447 | 38.347 | 56.685 | | 16:18:47.066 |
| 8 | | 3:59.900 | 2:30.071 | 37.816 | 52.013 | | 16:21:08.318 | 8 | | 2:03.297 | 33.870 | 37.555 | 51.872 | 248.2 | 16:20:50.363 |
| 9 | | 2:04.080 | 34.525 | 37.612 | 51.943 | 242.1 | 16:23:12.398 | 9 | | 2:03.226 | 33.700 | 37.443 | 52.083 | 248.8 | 16:22:53.589 |
| 10 | | 2:03.213 | 34.067 | 37.286 | 51.860 | 244.3 | 16:25:15.611 | 10 | | 2:09.562 | 37.028 | 37.880 | 54.654 | 241.0 | 16:25:03.151 |
| 11 | | 2:10.552 P | 33.746 | 37.311 | 59.495 | 242.6 | 16:27:26.163 | 11 | | 2:03.023 | 33.613 | 37.440 | 51.970 | 250.5 | 16:27:06.174 |
| 12 | | 5:14.478 | 3:42.784 | 39.269 | 52.425 | | 16:32:40.641 | 12 | | 2:10.857 P | 33.669 | 37.494 | 59.694 | 249.4 | 16:29:17.031 |
| 13 | | 2:02.261 | 33.723 | 37.311 | 51.227 | 243.2 | 16:34:42.902 | 13 | | 5:33.220 | 4:02.326 | 38.087 | 52.807 | | 16:34:50.251 |
| 14 | | 2:01.929 | 33.449 | 36.957 | 51.523 | 243.7 | 16:36:44.831 | 14 | | 2:04.073 | 34.034 | 37.631 | 52.408 | 248.2 | 16:36:54.324 |
| 15 | | 2:01.724 | 33.396 | 37.028 | 51.300 | 242.1 | 16:38:46.555 | 15 | | 2:03.430 | 33.614 | 37.535 | 52.281 | 246.5 | 16:38:57.754 |
| 16 | | 2:01.516 | 33.522 | 36.732 | 51.262 | 244.3 | 16:40:48.071 | 16 | | 2:03.344 | 33.807 | 37.380 | 52.157 | 248.2 | 16:41:01.098 |
| 17 | | 2:09.421 P | 33.680 | 37.133 | 58.608 | 243.7 | 16:42:57.492 | 17 | | 2:17.509 P | 35.295 | 41.547 | 1:00.667 | 249.4 | 16:43:18.607 |
| 18 | | 3:35.765 | 2:04.603 | 38.798 | 52.364 | | 16:46:33.257 | 18 | | 5:01.706 | 3:31.164 | 38.183 | 52.359 | | 16:48:20.313 |
| 19 | | 2:02.632 | 33.619 | 37.013 | 52.000 | 245.4 | 16:48:35.889 | 19 | | 2:04.896 | 33.762 | 37.383 | 53.751 | 247.1 | 16:50:25.209 |
| 20 | | 2:02.155 | 33.755 | 37.063 | 51.337 | 244.8 | 16:50:38.044 | 20 | | 2:02.888 | 33.797 | 37.157 | 51.934 | 248.2 | 16:52:28.097 |
| 21 | | 2:04.332 | 33.427 | 37.081 | 53.824 | 244.3 | 16:52:42.376 | 21 | | 2:02.906 | 33.672 | 37.233 | 52.001 | 248.2 | 16:54:31.003 |
| 22 | | 2:02.261 | 33.585 | 36.951 | 51.725 | 244.3 | 16:54:44.637 | 22 | | 2:19.654 P | 36.539 | 40.403 | 1:02.712 | 248.2 | 16:56:50.657 |
| 23 | | 2:14.173 P | 36.005 | 39.100 | 59.068 | 245.4 | 16:56:58.810 | | | | | | | | |

| 63 | | | | | | | 75 | | | | | | | | |
|--|---|--------------|--------------|----------|----------|--------|--|-----|---|--------------|--------------|----------|----------|--------|--------------|
| 1 Albert Costa Lamborghini Huracan GT3 EVO | | | | | | | 1 Kenny Habul Mercedes AMG GT3 | | | | | | | | |
| PRO 2 Giacomo Altoè Emil Frey Racing | | | | | | | PROAM 2 Thomas Jäger Rowe Racing / SunEnergy1 Racing | | | | | | | | |
| Lap | D | Time | Sector 1 | Sector 2 | Sector 3 | T. Spd | Elapsed | Lap | D | Time | Sector 1 | Sector 2 | Sector 3 | T. Spd | Elapsed |
| 1 | | 16:02:47.944 | 16:01:14.683 | 39.517 | 53.744 | | 16:02:47.944 | 1 | | 16:05:00.996 | 16:03:17.692 | 41.480 | 1:01.824 | | 16:05:00.996 |
| 2 | | 2:06.424 | 34.966 | 38.184 | 53.274 | 246.5 | 16:04:54.368 | 2 | | 2:16.648 | 36.502 | 39.874 | 1:00.272 | 243.7 | 16:07:17.644 |
| 3 | | 2:03.678 | 33.910 | 37.565 | 52.203 | 247.7 | 16:06:58.046 | 3 | | 2:11.988 | 35.671 | 39.312 | 57.005 | 245.4 | 16:09:29.632 |
| 4 | | 2:03.479 | 33.658 | 37.574 | 52.247 | 247.1 | 16:09:01.525 | 4 | | 2:10.422 | 34.871 | 39.199 | 56.352 | 246.5 | 16:11:40.054 |
| 5 | | 2:02.688 | 33.537 | 37.345 | 51.806 | 248.2 | 16:11:04.213 | 5 | | 2:09.432 | 35.052 | 38.959 | 55.421 | 246.0 | 16:13:49.486 |
| 6 | | 2:03.327 | 33.889 | 37.292 | 52.146 | 248.2 | 16:13:07.540 | 6 | | 2:08.586 | 34.791 | 38.958 | 54.837 | 244.8 | 16:15:58.072 |
| 7 | | 2:03.127 | 33.717 | 37.317 | 52.093 | 247.1 | 16:15:10.667 | 7 | | 2:38.162 P | 34.647 | 38.276 | 1:25.239 | 244.3 | 16:18:36.234 |
| 8 | | 7:46.905 P | 34.253 | 40.397 | 6:32.255 | 249.4 | 16:22:57.572 | 8 | | 4:43.843 | 3:09.385 | 39.484 | 54.974 | | 16:23:20.077 |
| 9 | | 2:39.540 | 51.285 | 40.617 | 1:07.638 | | 16:25:37.112 | 9 | | 2:08.102 | 35.060 | 38.552 | 54.490 | 247.1 | 16:25:28.179 |
| 10 | | 2:03.241 | 34.000 | 37.323 | 51.918 | 246.0 | 16:27:40.353 | 10 | | 2:09.007 | 34.950 | 38.444 | 55.613 | 246.0 | 16:27:37.186 |
| 11 | | 2:04.131 | 33.713 | 37.177 | 53.241 | 247.1 | 16:29:44.484 | 11 | | 2:08.133 | 35.131 | 38.156 | 54.846 | 245.4 | 16:29:45.319 |
| 12 | | 2:02.797 | 33.651 | 37.286 | 51.860 | 246.5 | 16:31:47.281 | 12 | | 2:06.658 | 34.660 | 37.999 | 53.999 | 248.2 | 16:31:51.977 |
| 13 | | 2:02.452 | 33.638 | 37.092 | 51.722 | 247.7 | 16:33:49.733 | 13 | | 2:24.273 P | 34.847 | 38.570 | 1:10.856 | 247.1 | 16:34:16.250 |
| 14 | | 2:02.274 | 33.590 | 37.216 | 51.468 | 247.7 | 16:35:52.007 | 14 | | 3:37.159 | 2:03.709 | 40.116 | 53.334 | | 16:37:53.409 |
| 15 | | 2:02.502 | 33.697 | 37.246 | 51.559 | 247.7 | 16:37:54.509 | 15 | | 2:08.486 | 34.572 | 38.132 | 55.782 | 244.3 | 16:40:01.895 |
| 16 | | 9:16.153 P | 34.109 | 38.069 | 8:03.975 | 247.7 | 16:47:10.662 | 16 | | 2:05.157 | 34.216 | 38.144 | 52.797 | 246.0 | 16:42:07.052 |
| 17 | | 2:31.027 | 53.023 | 40.485 | 57.519 | | 16:49:41.689 | 17 | | 2:24.737 P | 35.394 | 39.561 | 1:09.782 | 246.5 | 16:44:31.789 |
| 18 | | 2:02.226 | 33.728 | 37.143 | 51.355 | 247.1 | 16:51:43.915 | 18 | | 4:08.482 | 2:37.353 | 38.020 | 53.109 | | 16:48:40.271 |
| 19 | | 2:02.028 | 33.520 | 37.101 | 51.407 | 246.5 | 16:53:45.943 | 19 | | 2:02.109 | 33.440 | 37.290 | 51.379 | 247.7 | 16:50:42.380 |
| 20 | | 2:02.028 | 33.520 | 37.101 | 51.407 | 246.5 | 16:53:45.943 | 20 | | 2:01.804 | 33.122 | 37.336 | 51.346 | 247.7 | 16:52:44.184 |
| 21 | | 2:09.279 P | 33.774 | 37.060 | | 246.0 | | 21 | | 2:09.279 P | 33.428 | 37.078 | 58.773 | 247.7 | 16:54:53.463 |





Paul Ricard
International GT Open
Private test - 2
Lap Analysis



90

1 Alberto Di Folco
 Lamborghini Huracan GT3 EVO
 PROAM
 2 Christoph Lenz
 Raton Racing by Target

| Lap | D | Time | Sector 1 | Sector 2 | Sector 3 | T. Spd | Elapsed |
|-----|---|--------------|--------------|----------|----------|--------|--------------|
| 1 | | 16:04:32.149 | 16:02:58.147 | 39.380 | 54.622 | | 16:04:32.149 |
| 2 | | 2:08.490 | 34.724 | 38.632 | 55.134 | 244.3 | 16:06:40.639 |
| 3 | | 2:06.800 | 34.647 | 38.456 | 53.697 | 247.1 | 16:08:47.439 |
| 4 | | 2:05.768 | 33.865 | 38.297 | 53.606 | 247.1 | 16:10:53.207 |
| 5 | | 2:06.167 | 34.178 | 38.195 | 53.794 | 245.4 | 16:12:59.374 |
| 6 | | 2:06.449 | 34.144 | 38.323 | 53.982 | 245.4 | 16:15:05.823 |
| 7 | | 2:06.284 | 34.236 | 38.153 | 53.895 | 246.0 | 16:17:12.107 |
| 8 | | 2:08.589 | 35.212 | 38.607 | 54.770 | 244.3 | 16:19:20.696 |
| 9 | | 3:35.081 P | 34.529 | 38.795 | 2:21.757 | 246.5 | 16:22:55.777 |
| 10 | | 2:24.131 | 52.354 | 38.379 | 53.398 | | 16:25:19.908 |
| 11 | | 2:05.192 | 34.213 | 37.922 | 53.057 | 246.0 | 16:27:25.100 |
| 12 | | 2:05.150 | 33.911 | 37.898 | 53.341 | 246.0 | 16:29:30.250 |
| 13 | | 2:05.524 | 33.871 | 38.088 | 53.565 | 246.0 | 16:31:35.774 |
| 14 | | 4:24.054 P | 34.173 | 37.726 | 3:12.155 | 246.0 | 16:35:59.828 |
| 15 | | 2:20.063 | 50.367 | 37.660 | 52.036 | | 16:38:19.891 |
| 16 | | 2:02.903 | 33.546 | 37.229 | 52.128 | 246.0 | 16:40:22.794 |
| 17 | | 2:02.476 | 33.495 | 37.230 | 51.751 | 247.1 | 16:42:25.270 |
| 18 | | 2:02.119 | 33.312 | 37.194 | 51.613 | 247.1 | 16:44:27.389 |
| 19 | | 2:13.616 | 33.460 | 37.160 | 1:02.996 | 246.5 | 16:46:41.005 |
| 20 | | 2:02.288 | 33.569 | 37.110 | 51.609 | 246.0 | 16:48:43.293 |
| 21 | | 2:02.410 | 33.441 | 37.246 | 51.723 | 247.7 | 16:50:45.703 |
| 22 | | 2:02.111 | 33.382 | 37.158 | 51.571 | 248.2 | 16:52:47.814 |
| 23 | | 2:01.636 | 33.255 | 36.915 | 51.466 | 246.5 | 16:54:49.450 |
| 24 | | | 34.685 | 43.822 | | 247.1 | |

96

1 Oliver Wilkinson
 Aston Martin GT3 AMR MY2019
 PROAM
 2 Bradley Ellis
 Optimum Motorsport

| Lap | D | Time | Sector 1 | Sector 2 | Sector 3 | T. Spd | Elapsed |
|-----|---|--------------|--------------|----------|----------|--------|--------------|
| 1 | | 16:02:55.419 | 16:01:09.436 | 45.037 | 1:00.946 | | 16:02:55.419 |
| 2 | | 2:22.100 | 37.132 | 43.402 | 1:01.566 | 196.7 | 16:05:17.519 |
| 3 | | 2:04.246 | 33.820 | 37.460 | 52.966 | 251.1 | 16:07:21.765 |
| 4 | | 2:06.853 | 33.772 | 37.342 | 55.739 | 251.7 | 16:09:28.618 |
| 5 | | 2:03.392 | 33.475 | 37.491 | 52.426 | 251.1 | 16:11:32.010 |
| 6 | | 2:18.514 P | 34.687 | 38.461 | 1:05.366 | 251.1 | 16:13:50.524 |
| 7 | | 4:22.650 | 2:46.425 | 39.294 | 56.931 | | 16:18:13.174 |
| 8 | | 2:07.036 | 34.809 | 38.008 | 54.219 | 250.0 | 16:20:20.210 |
| 9 | | 2:06.779 | 34.721 | 38.010 | 54.048 | 251.1 | 16:22:26.989 |
| 10 | | 2:09.549 | 34.736 | 37.887 | 56.926 | 251.1 | 16:24:36.538 |
| 11 | | 2:07.389 | 34.741 | 38.443 | 54.205 | 250.0 | 16:26:43.927 |
| 12 | | 2:06.018 | 34.682 | 38.022 | 53.314 | 250.0 | 16:28:49.945 |
| 13 | | 2:06.203 | 34.570 | 37.880 | 53.753 | 250.5 | 16:30:56.148 |
| 14 | | 2:05.684 | 34.758 | 37.755 | 53.171 | 250.5 | 16:33:01.832 |
| 15 | | 2:15.423 P | 34.486 | 37.855 | 1:03.082 | 251.7 | 16:35:17.255 |
| 16 | | 5:35.538 | 4:06.071 | 37.335 | 52.132 | | 16:40:52.793 |
| 17 | | 2:02.760 | 33.506 | 37.290 | 51.964 | 251.7 | 16:42:55.553 |
| 18 | | 2:11.447 P | 33.617 | 37.297 | 1:00.533 | 251.7 | 16:45:07.000 |
| 19 | | 4:37.981 | 3:08.002 | 37.377 | 52.602 | | 16:49:44.981 |
| 20 | | 2:02.131 | 33.359 | 37.050 | 51.722 | 252.3 | 16:51:47.112 |
| 21 | | 2:05.156 | 33.403 | 38.669 | 53.084 | 252.3 | 16:53:52.268 |
| 22 | | 2:13.487 P | 33.341 | 37.214 | 1:02.932 | 251.1 | 16:56:05.755 |

93

1 Christopher Froggatt
 Ferrari 488 GT3
 PROAM
 2 Edward Cheever III
 Spirit of Race / Tempesta Racing

| Lap | D | Time | Sector 1 | Sector 2 | Sector 3 | T. Spd | Elapsed |
|-----|---|--------------|--------------|----------|----------|--------|--------------|
| 1 | | 16:04:39.843 | 16:03:04.049 | 39.941 | 55.853 | | 16:04:39.843 |
| 2 | | 2:06.319 | 34.657 | 38.178 | 53.484 | 247.1 | 16:06:46.162 |
| 3 | | 2:05.310 | 34.428 | 37.869 | 53.013 | 247.1 | 16:08:51.472 |
| 4 | | 2:06.041 | 34.256 | 38.578 | 53.207 | 248.8 | 16:10:57.513 |
| 5 | | 2:04.691 | 34.265 | 37.900 | 52.526 | 247.7 | 16:13:02.204 |
| 6 | | 2:07.846 | 34.704 | 39.430 | 53.712 | 247.7 | 16:15:10.050 |
| 7 | | 2:04.078 | 34.173 | 37.532 | 52.373 | 248.2 | 16:17:14.128 |
| 8 | | 2:11.373 | 34.308 | 40.905 | 56.160 | 247.1 | 16:19:25.501 |
| 9 | | 2:07.752 | 34.274 | 37.614 | 55.864 | 248.2 | 16:21:33.253 |
| 10 | | 3:56.807 P | 34.158 | 37.478 | 2:45.171 | 249.4 | 16:25:30.060 |
| 11 | | 2:27.899 | 55.057 | 39.110 | 53.732 | | 16:27:57.959 |
| 12 | | 2:04.155 | 34.098 | 37.394 | 52.663 | 247.7 | 16:30:02.114 |
| 13 | | 2:03.720 | 34.139 | 37.482 | 52.099 | 248.8 | 16:32:05.834 |
| 14 | | 2:03.798 | 34.082 | 37.452 | 52.264 | 248.8 | 16:34:09.632 |
| 15 | | 4:27.283 P | 35.232 | 42.072 | 3:09.979 | 248.2 | 16:38:36.915 |
| 16 | | 2:19.516 | 50.360 | 37.214 | 51.942 | | 16:40:56.431 |
| 17 | | 2:02.133 | 33.455 | 36.963 | 51.715 | 250.0 | 16:42:58.564 |
| 18 | | 6:45.596 P | 35.272 | 38.385 | 5:31.939 | 250.5 | 16:49:44.160 |
| 19 | | 2:29.318 | 55.099 | 40.913 | 53.306 | | 16:52:13.478 |
| 20 | | 2:04.746 | 34.655 | 37.423 | 52.668 | 249.4 | 16:54:18.224 |
| 21 | | | 34.026 | 39.623 | | 248.2 | |

99

1 António Coimbra
 Mercedes AMG GT3
 AM
 2 Luis Silva
 Sports and You

| Lap | D | Time | Sector 1 | Sector 2 | Sector 3 | T. Spd | Elapsed |
|-----|---|--------------|--------------|----------|----------|--------|--------------|
| 1 | | 16:05:25.405 | 16:03:49.827 | 40.139 | 55.439 | | 16:05:25.405 |
| 2 | | 2:08.649 | 35.622 | 38.453 | 54.574 | 247.7 | 16:07:34.054 |
| 3 | | 2:07.074 | 35.118 | 38.399 | 53.557 | 247.7 | 16:09:41.128 |
| 4 | | 2:07.472 | 35.003 | 38.610 | 53.859 | 247.7 | 16:11:48.600 |
| 5 | | 6:25.745 P | 35.339 | 38.480 | 5:11.926 | 247.7 | 16:18:14.345 |
| 6 | | 2:27.828 | 52.239 | 41.481 | 54.108 | | 16:20:42.173 |
| 7 | | 2:06.575 | 34.926 | 38.330 | 53.319 | 247.1 | 16:22:48.748 |
| 8 | | 2:05.685 | 34.511 | 38.101 | 53.073 | 248.8 | 16:24:54.433 |
| 9 | | 2:05.955 | 34.523 | 38.052 | 53.380 | 246.5 | 16:27:00.388 |
| 10 | | 2:06.401 | 34.490 | 38.480 | 53.431 | 245.4 | 16:29:06.789 |
| 11 | | 2:05.537 | 34.599 | 37.857 | 53.081 | 248.2 | 16:31:12.326 |
| 12 | | 2:05.455 | 34.554 | 37.844 | 53.057 | 247.1 | 16:33:17.781 |
| 13 | | 2:04.805 | 34.439 | 37.780 | 52.586 | 247.1 | 16:35:22.586 |
| 14 | | 6:16.588 P | 34.704 | 37.884 | 5:04.000 | 246.5 | 16:41:39.174 |
| 15 | | 2:28.642 | 54.181 | 39.270 | 55.191 | | 16:44:07.816 |
| 16 | | 2:08.520 | 34.631 | 38.724 | 55.165 | 246.5 | 16:46:16.336 |
| 17 | | 2:05.899 | 34.848 | 37.951 | 53.100 | 247.7 | 16:48:22.235 |
| 18 | | 2:06.257 | 34.750 | 38.018 | 53.489 | 246.0 | 16:50:28.492 |
| 19 | | 2:05.914 | 34.400 | 37.743 | 53.771 | 248.2 | 16:52:34.406 |
| 20 | | 2:04.940 | 34.211 | 37.722 | 53.007 | 248.8 | 16:54:39.346 |
| 21 | | | 41.714 | 46.599 | | 198.8 | |





Paul Ricard
International GT Open
Private test - 2
Best Sectors Results



| Sector - 1 | | | | Sector - 2 | | | | Sector - 3 | | | | Ideal Lap vs Best Lap | | | | |
|------------|----|----------------------------------|--------|------------|----------------------------------|--------|----|----------------------------------|--------|------|----|----------------------------------|-----------|----------|------|--|
| Clas | Nº | Driver | Time | Nº | Driver | Time | Nº | Driver | Time | Clas | Nº | Driver | Ideal Lap | Best Lap | Clas | |
| 1 | 27 | De Marco - Pohler | 32.486 | 16 | Hahn - Khodair | 36.588 | 20 | Pierburg - Onslow-Cole | 50.852 | 1 | 20 | Pierburg - Onslow-Cole | 2:00.779 | 2:00.842 | 1 | |
| 2 | 25 | Hrachowina - Konrad | 32.658 | 17 | Rueda - Saravia | 36.622 | 10 | Ramos - Crestani | 51.034 | 2 | 25 | Hrachowina - Konrad | 2:00.977 | 2:01.777 | 8 | |
| 3 | 75 | Habul - Jäger | 33.122 | 20 | Pierburg - Onslow-Cole | 36.726 | 17 | Rueda - Saravia | 51.157 | 3 | 10 | Ramos - Crestani | 2:01.052 | 2:01.465 | 4 | |
| 4 | 19 | Liang - Giammaria | 33.149 | 59 | Kodrić - Chaves | 36.732 | 59 | Kodrić - Chaves | 51.227 | 4 | 16 | Hahn - Khodair | 2:01.143 | 2:01.231 | 2 | |
| 5 | 10 | Ramos - Crestani | 33.191 | 10 | Ramos - Crestani | 36.827 | 25 | Hrachowina - Konrad | 51.241 | 5 | 17 | Rueda - Saravia | 2:01.315 | 2:01.407 | 3 | |
| 6 | 14 | Siedler - Grenier | 33.195 | 26 | Martínez - Onidi | 36.853 | 16 | Hahn - Khodair | 51.330 | 6 | 59 | Kodrić - Chaves | 2:01.355 | 2:01.516 | 5 | |
| 7 | 20 | Pierburg - Onslow-Cole | 33.201 | 90 | Di Folco - Lenz | 36.915 | 75 | Habul - Jäger | 51.346 | 7 | 27 | De Marco - Pohler | 2:01.434 | 2:02.611 | 15 | |
| 8 | 16 | Hahn - Khodair | 33.225 | 93 | Froggatt - Cheever III | 36.963 | 14 | Siedler - Grenier | 51.354 | 8 | 75 | Habul - Jäger | 2:01.546 | 2:01.804 | 9 | |
| 9 | 90 | Di Folco - Lenz | 33.255 | 12 | Leo - Razak | 36.988 | 63 | Costa - Altoè | 51.355 | 9 | 14 | Siedler - Grenier | 2:01.569 | 2:01.747 | 7 | |
| 10 | 96 | Wilkinson - Ellis | 33.341 | 14 | Siedler - Grenier | 37.020 | 90 | Di Folco - Lenz | 51.466 | 10 | 90 | Di Folco - Lenz | 2:01.636 | 2:01.636 | 6 | |
| 11 | 59 | Kodrić - Chaves | 33.396 | 96 | Wilkinson - Ellis | 37.050 | 19 | Liang - Giammaria | 51.534 | 11 | 19 | Liang - Giammaria | 2:01.768 | 2:01.921 | 10 | |
| 12 | 93 | Froggatt - Cheever III | 33.455 | 63 | Costa - Altoè | 37.060 | 26 | Martínez - Onidi | 51.623 | 12 | 63 | Costa - Altoè | 2:01.935 | 2:02.028 | 12 | |
| 13 | 63 | Costa - Altoè | 33.520 | 25 | Hrachowina - Konrad | 37.078 | 21 | Cameron - Griffin | 51.629 | 13 | 26 | Martínez - Onidi | 2:02.019 | 2:02.019 | 11 | |
| 14 | 17 | Rueda - Saravia | 33.536 | 75 | Habul - Jäger | 37.078 | 27 | De Marco - Pohler | 51.652 | 14 | 96 | Wilkinson - Ellis | 2:02.113 | 2:02.131 | 13 | |
| 15 | 26 | Martínez - Onidi | 33.543 | 19 | Liang - Giammaria | 37.085 | 93 | Froggatt - Cheever III | 51.715 | 15 | 93 | Froggatt - Cheever III | 2:02.133 | 2:02.133 | 14 | |
| 16 | 66 | Ling - Schandorff | 33.613 | 66 | Ling - Schandorff | 37.157 | 96 | Wilkinson - Ellis | 51.722 | 16 | 21 | Cameron - Griffin | 2:02.465 | 2:02.667 | 16 | |
| 17 | 21 | Cameron - Griffin | 33.672 | 21 | Cameron - Griffin | 37.164 | 66 | Ling - Schandorff | 51.872 | 17 | 66 | Ling - Schandorff | 2:02.642 | 2:02.888 | 18 | |
| 18 | 12 | Leo - Razak | 33.717 | 7 | Razvan Umbrurescu - Jules Guerin | 37.166 | 12 | Leo - Razak | 52.091 | 18 | 12 | Leo - Razak | 2:02.796 | 2:02.877 | 17 | |
| 19 | 7 | Razvan Umbrurescu - Jules Guerin | 33.759 | 27 | De Marco - Pohler | 37.296 | 7 | Razvan Umbrurescu - Jules Guerin | 52.461 | 19 | 7 | Razvan Umbrurescu - Jules Guerin | 2:03.386 | 2:04.468 | 19 | |
| 20 | 99 | Coimbra - Silva | 34.211 | 99 | Coimbra - Silva | 37.722 | 99 | Coimbra - Silva | 52.586 | 20 | 99 | Coimbra - Silva | 2:04.519 | 2:04.805 | 20 | |





Paul Ricard
International GT Open
Private test - 2
Best 5 Lap Times



| Cl | Nº | Entrant/Team | Nat | Driver 1 | Nat | Status | Driver 2 | Nat | Status | Vehicle | Cat | Cl | Best 1 | | Best 2 | | Best 3 | | Best 4 | | Best 5 | |
|----|----|----------------------------|-----|-------------------------|-----|--------|---------------------|-----|--------|-------------------------|-------|----|----------|-----|----------|-----|----------|-----|----------|-----|----------|-----|
| | | | | | | | | | | | | | Time | Lap | Time | Lap | Time | Lap | Time | Lap | Time | Lap |
| 1 | 20 | SPS Automotive Performance | DEU | Valentin Pierburg | DEU | | Tom Onslow-Cole | GBR | | Mercedes AMG GT3 | PROAM | 1 | 2:00.842 | 16 | 2:01.220 | 14 | 2:01.453 | 21 | 2:01.536 | 13 | 2:01.853 | 15 |
| 2 | 16 | Teo Martín Motorsport | ESP | Marcelo Hahn | BRA | | Allam Khodair | BRA | | McLaren 720 s | PROAM | 2 | 2:01.231 | 16 | 2:03.852 | 12 | 2:04.040 | 13 | 2:04.770 | 6 | 2:04.782 | 5 |
| 3 | 17 | Teo Martín Motorsport | ESP | Fran Rueda | ESP | | Andrés Saravia | ITA | | McLaren 720 s | PRO | 1 | 2:01.407 | 14 | 2:01.825 | 13 | 2:01.979 | 12 | 2:02.181 | 9 | 2:02.353 | 10 |
| 4 | 10 | SPS Automotive Performance | DEU | Miguel Ramos | PRT | | Fabrizio Crestani | ITA | | Mercedes AMG GT3 | PRO | 2 | 2:01.465 | 15 | 2:01.561 | 12 | 2:01.592 | 21 | 2:01.630 | 14 | 2:01.692 | 18 |
| 5 | 59 | Teo Martín Motorsport | ESP | Martin Kodrić | HRV | | Henrique Chaves | PRT | | McLaren 720 s | PRO | 3 | 2:01.516 | 16 | 2:01.724 | 15 | 2:01.929 | 14 | 2:02.155 | 20 | 2:02.261 | 13 |
| 6 | 90 | Raton Racing by Target | ITA | Alberto Di Folco | ITA | | Christoph Lenz | CHE | | Lamborghini Huracan GT3 | PROAM | 3 | 2:01.636 | 23 | 2:02.111 | 22 | 2:02.119 | 18 | 2:02.288 | 20 | 2:02.410 | 21 |
| 7 | 14 | Emil Frey Racing | CHE | Norbert Siedler | AUT | | Mikaël Grenier | CAN | | Lamborghini Huracan GT3 | PRO | 4 | 2:01.747 | 18 | 2:01.947 | 17 | 2:02.473 | 14 | 2:02.710 | 13 | 2:02.866 | 7 |
| 8 | 25 | HTP Motorsport | DEU | Alexander Hrachowina | AUT | | Martin Konrad | AUT | | Mercedes AMG GT3 | AM | 1 | 2:01.777 | 18 | 2:02.020 | 21 | 2:02.092 | 23 | 2:02.158 | 22 | 2:02.371 | 19 |
| 9 | 75 | Rowe Racing / SunEnergy1 | DEU | Kenny Habul | AUS | | Thomas Jäger | DEU | | Mercedes AMG GT3 | PROAM | 4 | 2:01.804 | 20 | 2:02.109 | 19 | 2:05.157 | 16 | 2:06.658 | 12 | 2:08.102 | 9 |
| 10 | 19 | Raton Racing by Target | ITA | Jiatong Liang | CHN | | Raffaele Giammaria | ITA | | Lamborghini Huracan GT3 | PRO | 5 | 2:01.921 | 22 | 2:02.237 | 21 | 2:02.246 | 19 | 2:02.308 | 18 | 2:02.414 | 11 |
| 11 | 26 | Lazarus Racing | ITA | Eliseo Martínez | ESP | | Fabio Onidi | ITA | | Lamborghini Huracan GT3 | PRO | 6 | 2:02.019 | 16 | 2:02.570 | 17 | 2:03.145 | 22 | 2:03.390 | 18 | 2:04.062 | 13 |
| 12 | 63 | Emil Frey Racing | CHE | Albert Costa | ESP | | Giacomo Altoè | ITA | | Lamborghini Huracan GT3 | PRO | 7 | 2:02.028 | 19 | 2:02.226 | 18 | 2:02.274 | 14 | 2:02.452 | 13 | 2:02.502 | 15 |
| 13 | 96 | Optimum Motorsport | GBR | Oliver Wilkinson | GBR | | Bradley Ellis | GBR | | Aston Martin GT3 AMR | PROAM | 5 | 2:02.131 | 20 | 2:02.760 | 17 | 2:03.392 | 5 | 2:04.246 | 3 | 2:05.156 | 21 |
| 14 | 93 | Spirit of Race / Tempesta | GBR | Christopher Froggatt | GBR | | Edward Cheever III | ITA | | Ferrari 488 GT3 | PROAM | 6 | 2:02.133 | 17 | 2:03.720 | 13 | 2:03.798 | 14 | 2:04.078 | 7 | 2:04.155 | 12 |
| 15 | 27 | Lazarus Racing | ITA | Nicola De Marco | ITA | | Nicolas Pohler | DEU | | Lamborghini Huracan GT3 | PRO | 8 | 2:02.611 | 18 | 2:02.642 | 9 | 2:03.190 | 15 | 2:03.399 | 19 | 2:03.601 | 14 |
| 16 | 21 | Spirit of Race | ITA | Duncan Cameron | GBR | | Matt Griffin | IRE | | Ferrari 488 GT3 | PROAM | 7 | 2:02.667 | 14 | 2:02.864 | 15 | 2:02.939 | 13 | 2:03.384 | 10 | 2:03.434 | 8 |
| 17 | 12 | Ombra Racing | ITA | Federico Leo | ITA | | Najiy Razak | MYS | | Lamborghini Huracan GT3 | PRO | 9 | 2:02.877 | 14 | 2:02.969 | 19 | 2:03.286 | 20 | 2:03.735 | 18 | 2:03.794 | 11 |
| 18 | 66 | Vincenzo Sospiri Racing | ITA | Kang Ling | CHN | | Frederik Schandorff | DNK | | Lamborghini Huracan GT3 | PROAM | 8 | 2:02.888 | 20 | 2:02.906 | 21 | 2:03.023 | 11 | 2:03.226 | 9 | 2:03.297 | 8 |
| 19 | 7 | Petri Corse | ITA | Petru Razvan Umbrarescu | ROU | | Jules Gounon | FRA | | Bentley Continental GT3 | PRO | 10 | 2:04.468 | 10 | 2:05.432 | 7 | 2:05.935 | 6 | 2:06.780 | 5 | 2:07.065 | 2 |
| 20 | 99 | Sports and You | PRT | António Coimbra | PRT | | Luis Silva | PRT | | Mercedes AMG GT3 | AM | 2 | 2:04.805 | 13 | 2:04.940 | 20 | 2:05.455 | 12 | 2:05.537 | 11 | 2:05.685 | 8 |





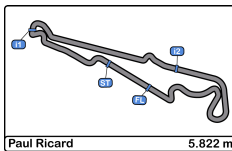
Paul Ricard
International GT Open
Private test - 2
Best 5 Top Speeds



Paul Ricard 5.822 m.

| Cl | Nº | Entrant/Team | Nat | Driver 1 | Nat | Status | Driver 2 | Nat | Status | Vehicle | Cat | Cl | Top 1 | | Top 2 | | Top 3 | | Top 4 | | Top 5 | | Avg |
|----|----|----------------------------|-----|-------------------------|-----|--------|---------------------|-----|--------|-------------------------|-------|----|-------|-----|-------|-----|-------|-----|-------|-----|-------|-----|-------|
| | | | | | | | | | | | | | Km/h | Lap | Km/h | Lap | Km/h | Lap | Km/h | Lap | Km/h | Lap | |
| 1 | 96 | Optimum Motorsport | GBR | Oliver Wilkinson | GBR | | Bradley Ellis | GBR | | Aston Martin GT3 AMR | PROAM | 1 | 252.3 | 20 | 252.3 | 21 | 251.7 | 4 | 251.7 | 15 | 251.7 | 17 | 251.9 |
| 2 | 26 | Lazarus Racing | ITA | Eliseo Martínez | ESP | | Fabio Onidi | ITA | | Lamborghini Huracan GT3 | PRO | 1 | 251.7 | 7 | 250.5 | 3 | 250.5 | 13 | 250.0 | 9 | 250.0 | 10 | 250.5 |
| 3 | 21 | Spirit of Race | ITA | Duncan Cameron | GBR | | Matt Griffin | IRE | | Ferrari 488 GT3 | PROAM | 2 | 251.1 | 9 | 250.0 | 16 | 249.4 | 8 | 249.4 | 15 | 248.8 | 4 | 249.7 |
| 4 | 25 | HTP Motorsport | DEU | Alexander Hrachowina | AUT | | Martin Konrad | AUT | | Mercedes AMG GT3 | AM | 1 | 250.5 | 2 | 250.5 | 15 | 249.4 | 3 | 249.4 | 5 | 249.4 | 14 | 249.8 |
| 5 | 66 | Vincenzo Sospiri Racing | ITA | Kang Ling | CHN | | Frederik Schandorff | DNK | | Lamborghini Huracan GT3 | PROAM | 3 | 250.5 | 5 | 250.5 | 11 | 249.4 | 12 | 249.4 | 17 | 248.8 | 4 | 249.7 |
| 6 | 93 | Spirit of Race / Tempesta | GBR | Christopher Froggatt | GBR | | Edward Cheever III | ITA | | Ferrari 488 GT3 | PROAM | 4 | 250.5 | 18 | 250.0 | 17 | 249.4 | 10 | 249.4 | 20 | 248.8 | 4 | 249.6 |
| 7 | 7 | Petri Corse | ITA | Petru Razvan Umbrarescu | ROU | | Jules Gounon | FRA | | Bentley Continental GT3 | PRO | 2 | 250.0 | 7 | 249.4 | 2 | 249.4 | 10 | 248.8 | 3 | 248.8 | 8 | 249.3 |
| 8 | 10 | SPS Automotive Performance | DEU | Miguel Ramos | PRT | | Fabrizio Crestani | ITA | | Mercedes AMG GT3 | PRO | 3 | 250.0 | 18 | 249.4 | 16 | 248.8 | 3 | 248.8 | 9 | 248.8 | 15 | 249.1 |
| 9 | 16 | Teo Martín Motorsport | ESP | Marcelo Hahn | BRA | | Allam Khodair | BRA | | McLaren 720 s | PROAM | 5 | 250.0 | 14 | 245.4 | 4 | 244.8 | 12 | 244.8 | 17 | 244.3 | 6 | 245.9 |
| 10 | 17 | Teo Martín Motorsport | ESP | Fran Rueda | ESP | | Andrés Saravia | GTN | | McLaren 720 s | PRO | 4 | 250.0 | 6 | 246.0 | 5 | 244.3 | 9 | 244.3 | 12 | 244.3 | 14 | 245.8 |
| 11 | 12 | Ombra Racing | ITA | Federico Leo | ITA | | Najiy Razak | MYS | | Lamborghini Huracan GT3 | PRO | 5 | 249.4 | 10 | 249.4 | 11 | 249.4 | 12 | 248.8 | 8 | 248.8 | 15 | 249.1 |
| 12 | 20 | SPS Automotive Performance | DEU | Valentin Pierburg | DEU | | Tom Onslow-Cole | GBR | | Mercedes AMG GT3 | PROAM | 6 | 249.4 | 14 | 249.4 | 15 | 249.4 | 16 | 248.8 | 10 | 248.8 | 17 | 249.1 |
| 13 | 63 | Emil Frey Racing | CHE | Albert Costa | ESP | | Giacomo Altoè | ITA | | Lamborghini Huracan GT3 | PRO | 6 | 249.4 | 8 | 248.2 | 5 | 248.2 | 6 | 247.7 | 3 | 247.7 | 13 | 248.2 |
| 14 | 14 | Emil Frey Racing | CHE | Norbert Siedler | AUT | | Mikaël Grenier | CAN | | Lamborghini Huracan GT3 | PRO | 7 | 248.8 | 3 | 248.8 | 6 | 248.2 | 4 | 248.2 | 5 | 248.2 | 15 | 248.5 |
| 15 | 27 | Lazarus Racing | ITA | Nicola De Marco | ITA | | Nicolas Pohler | DEU | | Lamborghini Huracan GT3 | PRO | 8 | 248.8 | 3 | 248.8 | 12 | 248.2 | 5 | 248.2 | 18 | 248.2 | 21 | 248.5 |
| 16 | 99 | Sports and You | PRT | António Coimbra | PRT | | Luis Silva | PRT | | Mercedes AMG GT3 | AM | 2 | 248.8 | 8 | 248.8 | 20 | 248.2 | 11 | 248.2 | 19 | 247.7 | 2 | 248.3 |
| 17 | 75 | Rowe Racing / SunEnergy1 | DEU | Kenny Habul | AUS | | Thomas Jäger | DEU | | Mercedes AMG GT3 | PROAM | 7 | 248.2 | 12 | 247.7 | 19 | 247.7 | 20 | 247.7 | 21 | 247.1 | 9 | 247.7 |
| 18 | 90 | Raton Racing by Target | ITA | Alberto Di Folco | ITA | | Christoph Lenz | CHE | | Lamborghini Huracan GT3 | PROAM | 8 | 248.2 | 22 | 247.7 | 21 | 247.1 | 3 | 247.1 | 4 | 247.1 | 17 | 247.4 |
| 19 | 19 | Raton Racing by Target | ITA | Jiatong Liang | CHN | | Raffaele Giammaria | ITA | | Lamborghini Huracan GT3 | PRO | 9 | 247.1 | 18 | 247.1 | 21 | 246.5 | 4 | 246.5 | 15 | 246.5 | 20 | 246.8 |
| 20 | 59 | Teo Martín Motorsport | ESP | Martin Kodrić | PRT | | Henrique Chaves | PRT | | McLaren 720 s | PRO | 10 | 245.4 | 19 | 245.4 | 23 | 244.8 | 20 | 244.3 | 10 | 244.3 | 16 | 244.8 |



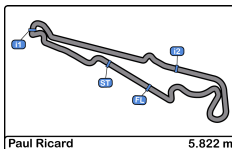


Paul Ricard
International GT Open
Private test - 2
Fastest Laps Sequence



| Lap | Time of Day | Session Time | Nº | Entrant/Team | Nat | Driver 1 | Nat | Status | Driver 2 | Nat | Status | Vehicle | Cat | Time | Km/h |
|-----|--------------|--------------|----|----------------------------|-----|-------------------|-----|--------|-------------------|-----|--------|-------------------------|-------|----------|-------|
| 2 | 16:04:22.060 | 4:22.060 | 20 | SPS Automotive Performance | DEU | Valentin Pierburg | DEU | | Tom Onslow-Cole | GBR | | Mercedes AMG GT3 | PROAM | 2:04.380 | 168.5 |
| 3 | 16:06:25.872 | 6:25.872 | 20 | SPS Automotive Performance | DEU | Valentin Pierburg | DEU | | Tom Onslow-Cole | GBR | | Mercedes AMG GT3 | PROAM | 2:03.812 | 169.2 |
| 3 | 16:06:28.910 | 6:28.910 | 10 | SPS Automotive Performance | DEU | Miguel Ramos | PRT | | Fabrizio Crestani | ITA | | Mercedes AMG GT3 | PRO | 2:03.244 | 170.0 |
| 4 | 16:08:32.006 | 8:32.006 | 10 | SPS Automotive Performance | DEU | Miguel Ramos | PRT | | Fabrizio Crestani | ITA | | Mercedes AMG GT3 | PRO | 2:03.096 | 170.2 |
| 5 | 16:10:34.954 | 10:34.954 | 10 | SPS Automotive Performance | DEU | Miguel Ramos | PRT | | Fabrizio Crestani | ITA | | Mercedes AMG GT3 | PRO | 2:02.948 | 170.4 |
| 5 | 16:11:04.213 | 11:04.213 | 63 | Emil Frey Racing | CHE | Albert Costa | ESP | | Giacomo Altoè | ITA | | Lamborghini Huracan GT3 | PRO | 2:02.688 | 170.8 |
| 7 | 16:17:25.937 | 17:25.937 | 20 | SPS Automotive Performance | DEU | Valentin Pierburg | DEU | | Tom Onslow-Cole | GBR | | Mercedes AMG GT3 | PROAM | 2:02.637 | 170.9 |
| 5 | 16:17:30.614 | 17:30.614 | 17 | Teo Martín Motorsport | ESP | Fran Rueda | ESP | | Andrés Saravia | GTM | | McLaren 720 s | PRO | 2:02.395 | 171.2 |
| 8 | 16:21:10.051 | 21:10.051 | 10 | SPS Automotive Performance | DEU | Miguel Ramos | PRT | | Fabrizio Crestani | ITA | | Mercedes AMG GT3 | PRO | 2:02.049 | 171.7 |
| 13 | 16:32:00.389 | 32:00.389 | 20 | SPS Automotive Performance | DEU | Valentin Pierburg | DEU | | Tom Onslow-Cole | GBR | | Mercedes AMG GT3 | PROAM | 2:01.536 | 172.4 |
| 14 | 16:34:01.609 | 34:01.609 | 20 | SPS Automotive Performance | DEU | Valentin Pierburg | DEU | | Tom Onslow-Cole | GBR | | Mercedes AMG GT3 | PROAM | 2:01.220 | 172.9 |
| 16 | 16:38:04.304 | 38:04.304 | 20 | SPS Automotive Performance | DEU | Valentin Pierburg | DEU | | Tom Onslow-Cole | GBR | | Mercedes AMG GT3 | PROAM | 2:00.842 | 173.4 |





Paul Ricard
International GT Open
Private test - 2
Event Best Maximum Speed



| Nº | Entrant/Team | Nat | Driver 1 | Nat | Status | Driver 2 | Nat | Status | Vehicle | Cat | Km/h | Session |
|----|----------------------------|-----|-------------------------|-----|--------|---------------------|-----|--------|-------------------------|-------|-------|------------------|
| 16 | Teo Martín Motorsport | ESP | Marcelo Hahn | BRA | | Allam Khodair | BRA | | McLaren 720 s | PROAM | 257.7 | Private test - 1 |
| 17 | Teo Martín Motorsport | ESP | Fran Rueda | ESP | | Andrés Saravia | GTM | | McLaren 720 s | PRO | 255.9 | Private test - 1 |
| 59 | Teo Martín Motorsport | ESP | Martin Kodrić | HRV | | Henrique Chaves | PRT | | McLaren 720 s | PRO | 255.3 | Private test - 1 |
| 96 | Optimum Motorsport | GBR | Oliver Wilkinson | GBR | | Bradley Ellis | GBR | | Aston Martin GT3 AMR | PROAM | 253.5 | Private test - 1 |
| 26 | Lazarus Racing | ITA | Eliseo Martínez | ESP | | Fabio Onidi | ITA | | Lamborghini Huracan GT3 | PRO | 251.7 | Private test - 1 |
| 7 | Petri Corse | ITA | Petru Razvan Umbrurescu | ROU | | Jules Gounon | ITA | | Bentley Continental GT3 | PRO | 251.7 | Private test - 1 |
| 93 | Spirit of Race / Tempesta | GBR | Christopher Froggatt | GBR | | Edward Cheever III | ITA | | Ferrari 488 GT3 | PROAM | 251.7 | Private test - 1 |
| 21 | Spirit of Race | ITA | Duncan Cameron | GBR | | Matt Griffin | IRL | | Ferrari 488 GT3 | PROAM | 251.1 | Private test - 2 |
| 25 | HTP Motorsport | DEU | Alexander Hrachowina | AUT | | Martin Konrad | AUT | | Mercedes AMG GT3 | AM | 250.5 | Private test - 2 |
| 66 | Vincenzo Sospiri Racing | ITA | Kang Ling | CHN | | Frederik Schandorff | DNK | | Lamborghini Huracan GT3 | PROAM | 250.5 | Private test - 2 |
| 10 | SPS Automotive Performance | DEU | Miguel Ramos | PRT | | Fabrizio Crestani | ITA | | Mercedes AMG GT3 | PRO | 250.0 | Private test - 1 |
| 20 | SPS Automotive Performance | DEU | Valentin Pierburg | DEU | | Tom Onslow-Cole | GBR | | Mercedes AMG GT3 | PROAM | 250.0 | Private test - 1 |
| 90 | Raton Racing by Target | ITA | Alberto Di Folco | ITA | | Christoph Lenz | CHE | | Lamborghini Huracan GT3 | PROAM | 250.0 | Private test - 1 |
| 27 | Lazarus Racing | ITA | Nicola De Marco | ITA | | Nicolas Pohler | DEU | | Lamborghini Huracan GT3 | PRO | 250.0 | Private test - 1 |
| 63 | Emil Frey Racing | CHE | Albert Costa | ESP | | Giacomo Altoè | ITA | | Lamborghini Huracan GT3 | PRO | 249.4 | Private test - 1 |
| 12 | Ombra Racing | ITA | Federico Leo | ITA | | Najiy Razak | MYS | | Lamborghini Huracan GT3 | PRO | 249.4 | Private test - 1 |
| 14 | Emil Frey Racing | CHE | Norbert Siedler | AUT | | Mikaël Grenier | CAN | | Lamborghini Huracan GT3 | PRO | 249.4 | Private test - 1 |
| 75 | Rowe Racing / SunEnergy1 | DEU | Kenny Habul | AUS | | Thomas Jäger | DEU | | Mercedes AMG GT3 | PROAM | 249.4 | Private test - 1 |
| 99 | Sports and You | PRT | António Coimbra | PRT | | Luis Silva | PRT | | Mercedes AMG GT3 | AM | 249.4 | Private test - 1 |
| 19 | Raton Racing by Target | ITA | Jiatong Liang | CHN | | Raffaele Giammaria | ITA | | Lamborghini Huracan GT3 | PRO | 249.4 | Private test - 1 |





Paul Ricard
International GT Open
Private test - 2
Pit Stop Analysis



7 Petru Razvan Umbrurescu PRO Petri Corse
 Jules Gounon Bentley Continental GT3

| Nr. | In Day Time | In Time | Out Time | Pit Time | T. Pit Time | Handicap | Penalty |
|-----|--------------|--------------|--------------|----------|-------------|----------|---------|
| 1 | 16:09:31.819 | 16:09:31.819 | 16:16:25.538 | 6:53.719 | 6:53.719 | | |

10 Miguel Ramos PRO SPS Automotive Performance
 Fabrizio Crestani Mercedes AMG GT3

| Nr. | In Day Time | In Time | Out Time | Pit Time | T. Pit Time | Handicap | Penalty |
|-----|--------------|--------------|--------------|----------|-------------|----------|---------|
| 1 | 16:12:40.560 | 16:12:40.560 | 16:17:03.525 | 4:22.965 | 4:22.965 | | |

12 Federico Leo PRO Ombra Racing
 Najiy Razak Lamborghini Huracan GT3 EVO

| Nr. | In Day Time | In Time | Out Time | Pit Time | T. Pit Time | Handicap | Penalty |
|-----|--------------|--------------|--------------|----------|-------------|----------|---------|
| 1 | 16:11:31.991 | 16:11:31.991 | 16:13:58.188 | 2:26.197 | 2:26.197 | | |

17 Fran Rueda PRO Teo Martin Motorsport
 Andrés Saravia McLaren 720 s

| Nr. | In Day Time | In Time | Out Time | Pit Time | T. Pit Time | Handicap | Penalty |
|-----|--------------|--------------|--------------|----------|-------------|----------|---------|
| 1 | 16:03:40.947 | 16:03:40.947 | 16:09:14.088 | 5:33.141 | 5:33.141 | | |

20 Valentin Pierburg PROAM SPS Automotive Performance
 Tom Onslow-Cole Mercedes AMG GT3

| Nr. | In Day Time | In Time | Out Time | Pit Time | T. Pit Time | Handicap | Penalty |
|-----|--------------|--------------|--------------|----------|-------------|----------|---------|
| 1 | 16:10:30.895 | 16:10:30.895 | 16:13:12.317 | 2:41.422 | 2:41.422 | | |

21 Duncan Cameron PROAM Spirit of Race
 Matt Griffin Ferrari 488 GT3

| Nr. | In Day Time | In Time | Out Time | Pit Time | T. Pit Time | Handicap | Penalty |
|-----|--------------|--------------|--------------|----------|-------------|----------|---------|
| 1 | 16:13:31.722 | 16:13:31.722 | 16:17:41.335 | 4:09.613 | 4:09.613 | | |

27 Nicola De Marco PRO Lazarus Racing
 Nicolas Pohler Lamborghini Huracan GT3

| Nr. | In Day Time | In Time | Out Time | Pit Time | T. Pit Time | Handicap | Penalty |
|-----|--------------|--------------|--------------|----------|-------------|----------|---------|
| 1 | 16:13:36.905 | 16:13:36.905 | 16:17:40.072 | 4:03.167 | 4:03.167 | | |

59 Martin Kodrić PRO Teo Martin Motorsport
 Henrique Chaves McLaren 720 s

| Nr. | In Day Time | In Time | Out Time | Pit Time | T. Pit Time | Handicap | Penalty |
|-----|--------------|--------------|--------------|----------|-------------|----------|---------|
| 1 | 16:04:06.489 | 16:04:06.489 | 16:04:34.758 | 28.269 | 28.269 | | |

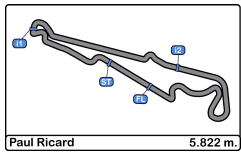
66 Kang Ling PROAM Vincenzo Sospiri Racing
 Frederik Schandorff Lamborghini Huracan GT3

| Nr. | In Day Time | In Time | Out Time | Pit Time | T. Pit Time | Handicap | Penalty |
|-----|--------------|--------------|--------------|----------|-------------|----------|---------|
| 1 | 16:13:00.934 | 16:13:00.934 | 16:16:37.548 | 3:36.614 | 3:36.614 | | |

96 Oliver Wilkinson PROAM Optimum Motorsport
 Bradley Ellis Aston Martin GT3 AMR MY2019

| Nr. | In Day Time | In Time | Out Time | Pit Time | T. Pit Time | Handicap | Penalty |
|-----|--------------|--------------|--------------|----------|-------------|----------|---------|
| 1 | 16:13:39.825 | 16:13:39.825 | 16:15:59.249 | 2:19.424 | 2:19.424 | | |

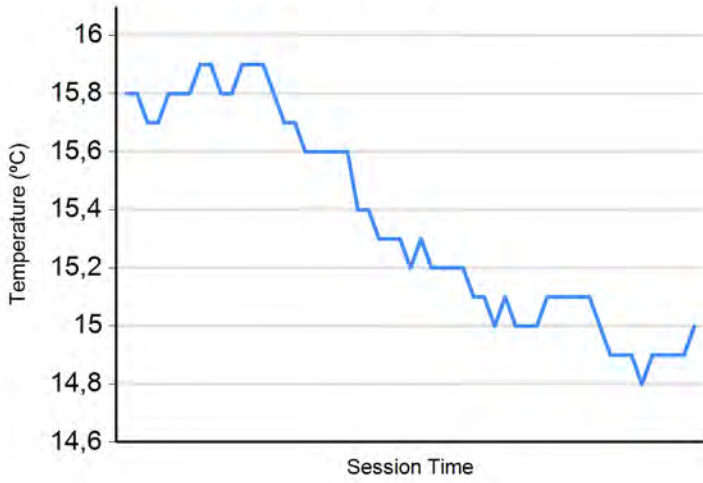




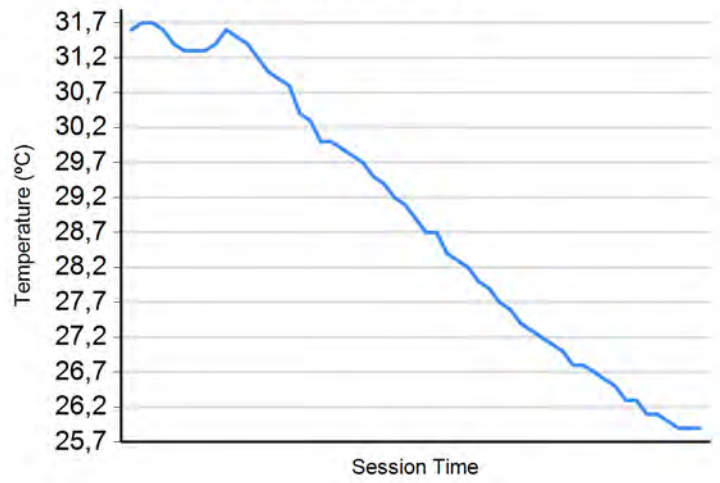
Paul Ricard
International GT Open
Private test - 2
Weather Report



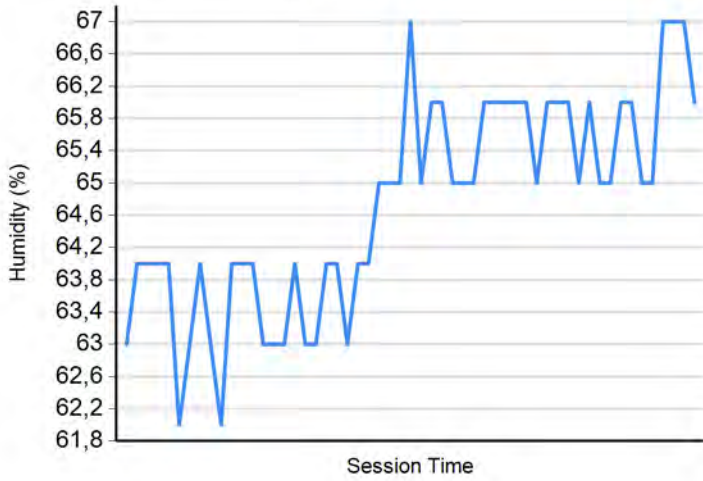
Air Temperature



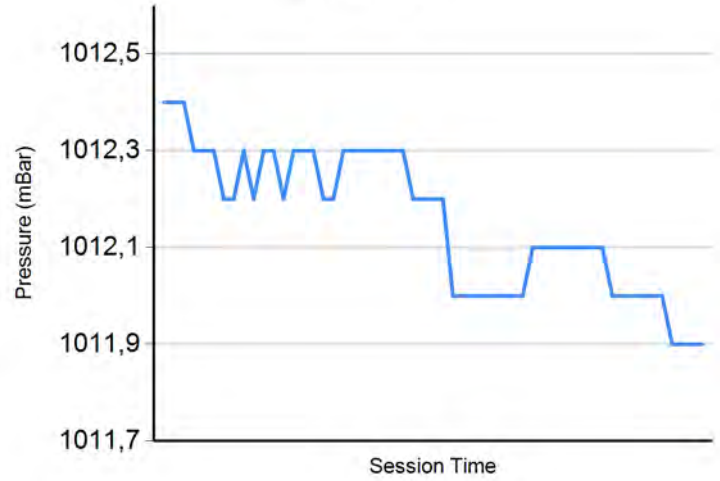
Track Temperature



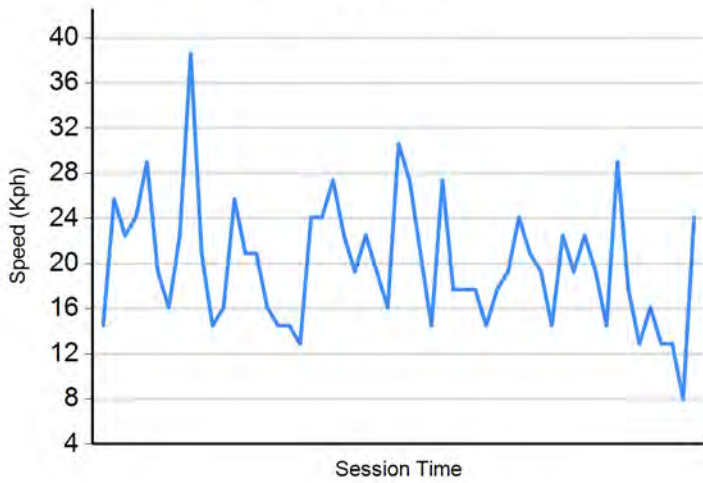
Humidity



Pressure

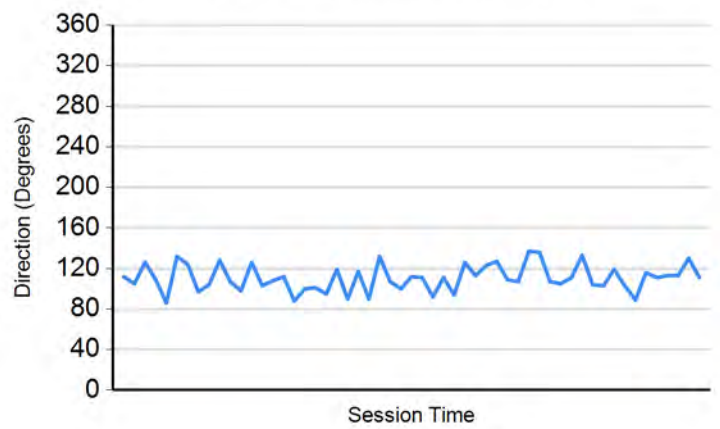


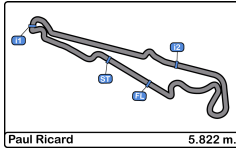
Wind Speed



Wind direction

North = 0°/360° Est = 90° South = 180° West = 270°





Paul Ricard
International GT Open
Free Practice - 1
Provisional Results



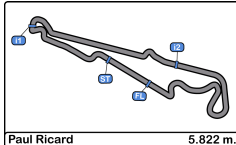
| Cls | Nº | Entrant/Team | Nat | Driver 1 | Nat | Driver 2 | Nat | Vehicle | Cat | Cls | Laps | Best | Time | Gap | Interval | Km/h |
|-----|----|---------------------------|-----|-------------------------|-----|---------------------|-----|-----------------------------|-------|-----|------|------|----------|--------|----------|-------|
| 1 | 27 | Lazarus Racing | ITA | Nicola De Marco | ITA | Nicolas Pohler | DEU | Lamborghini Huracan GT3 | PRO | 1 | 5 | 3 | 2:01.092 | | | 173.0 |
| 2 | 75 | Rowe Racing / SunEnergy1 | DEU | Kenny Habul | AUS | Thomas Jäger | DEU | Mercedes AMG GT3 | PROAM | 1 | 16 | 5 | 2:01.879 | 0.787 | 0.787 | 171.9 |
| 3 | 6 | Antonelli MotorSport | ITA | Daniel Zampieri | ITA | Alessio Rovera | ITA | Mercedes AMG GT3 | PRO | 2 | 9 | 6 | 2:01.934 | 0.842 | 0.055 | 171.8 |
| 4 | 17 | Teo Martín Motorsport | ESP | Fran Rueda | ESP | Andrés Saravia | GTM | McLaren 720 s | PRO | 3 | 17 | 11 | 2:02.114 | 1.022 | 0.180 | 171.6 |
| 5 | 16 | Teo Martín Motorsport | ESP | Marcelo Hahn | BRA | Allam Khodair | BRA | McLaren 720 s | PROAM | 2 | 11 | 3 | 2:02.141 | 1.049 | 0.027 | 171.5 |
| 6 | 63 | Emil Frey Racing | CHE | Albert Costa | ESP | Giacomo Altoè | ITA | Lamborghini Huracan GT3 EVO | PRO | 4 | 4 | 3 | 2:02.536 | 1.444 | 0.395 | 171.0 |
| 7 | 21 | Spirit of Race | ITA | Duncan Cameron | GBR | Matt Griffin | IRL | Ferrari 488 GT3 | PROAM | 3 | 8 | 6 | 2:02.554 | 1.462 | 0.018 | 171.0 |
| 8 | 14 | Emil Frey Racing | CHE | Norbert Siedler | AUT | Mikaël Grenier | CAN | Lamborghini Huracan GT3 EVO | PRO | 5 | 3 | 3 | 2:02.875 | 1.783 | 0.321 | 170.5 |
| 9 | 26 | Lazarus Racing | ITA | Eliseo Martínez | ESP | Fabio Onidi | ITA | Lamborghini Huracan GT3 | PRO | 6 | 7 | 5 | 2:02.983 | 1.891 | 0.108 | 170.4 |
| 10 | 96 | Optimum Motorsport | GBR | Oliver Wilkinson | GBR | Bradley Ellis | GBR | Aston Martin GT3 AMR MY2019 | PROAM | 4 | 12 | 9 | 2:03.095 | 2.003 | 0.112 | 170.2 |
| 11 | 25 | HTP Motorsport | DEU | Alexander Hrachowina | AUT | Martin Konrad | AUT | Mercedes AMG GT3 | AM | 1 | 14 | 13 | 2:03.254 | 2.162 | 0.159 | 170.0 |
| 12 | 93 | Spirit of Race / Tempesta | GBR | Christopher Froggatt | GBR | Edward Cheever III | ITA | Ferrari 488 GT3 | PROAM | 5 | 4 | 4 | 2:03.319 | 2.227 | 0.065 | 169.9 |
| 13 | 7 | Petri Corse | ITA | Petru Razvan Umbrarescu | ROU | Jules Gounon | FRA | Bentley Continental GT3 | PRO | 7 | 10 | 8 | 2:03.430 | 2.338 | 0.111 | 169.8 |
| 14 | 66 | Vincenzo Sospiri Racing | ITA | Kang Ling | CHN | Frederik Schandorff | DNK | Lamborghini Huracan GT3 | PROAM | 6 | 5 | 3 | 2:03.947 | 2.855 | 0.517 | 169.0 |
| 15 | 12 | Ombra Racing | ITA | Federico Leo | ITA | Najiy Razak | MYS | Lamborghini Huracan GT3 EVO | PRO | 8 | 16 | 3 | 2:04.075 | 2.983 | 0.128 | 168.9 |
| 16 | 8 | Antonelli MotorSport | ITA | Guiseppe Cipriani | ITA | | | Mercedes AMG GT3 | AM | 2 | 8 | 7 | 2:04.078 | 2.986 | 0.003 | 168.9 |
| 17 | 9 | Antonelli MotorSport | ITA | Davide Roda | ITA | | | Mercedes AMG GT3 | PROAM | 7 | 7 | 6 | 2:05.039 | 3.947 | 0.961 | 167.6 |
| 18 | 99 | Sports and You | PRT | António Coimbra | PRT | Luis Silva | PRT | Mercedes AMG GT3 | AM | 3 | 8 | 8 | 2:06.320 | 5.228 | 1.281 | 165.9 |
| 19 | 59 | Teo Martín Motorsport | ESP | Martin Kodrić | HRV | Henrique Chaves | PRT | McLaren 720 s | PRO | 9 | 3 | 3 | 2:30.944 | 29.852 | 24.624 | 138.8 |

Published at:.....

Track Temp: 16.4 °C Air Temp: 13.8 °C Humidity: 69 % Track Status: DRY

| | | |
|------------------|-----------------------|--------------------|
| Stewards: | Race Director: | Timekeeper: |
|------------------|-----------------------|--------------------|





Paul Ricard
International GT Open
Free Practice - 1
Provisional Results by Class



| Cls | Nº | Entrant/Team | Nat | Driver 1 | Nat | Status | Driver 2 | Nat | Status | Vehicle | Cat | Cls | Laps | Best | Time | Gap | Interval | Km/h | |
|--------------|----|---------------------------|-----|-------------------------|-----|--------|---------------------|-----|--------|-----------------------------|-------|-----|------|------|----------|--------|----------|-------|--|
| PRO | | | | | | | | | | | | | | | | | | | |
| 1 | 27 | Lazarus Racing | ITA | Nicola De Marco | ITA | | Nicolas Pohler | DEU | | Lamborghini Huracan GT3 | PRO | 1 | 5 | 3 | 2:01.092 | | | 173.0 | |
| 2 | 6 | Antonelli MotorSport | ITA | Daniel Zampieri | ITA | | Alessio Rovera | ITA | | Mercedes AMG GT3 | PRO | 2 | 9 | 6 | 2:01.934 | 0.842 | 0.842 | 171.8 | |
| 3 | 17 | Teo Martín Motorsport | ESP | Fran Rueda | ESP | | Andrés Saravia | GTM | | McLaren 720 s | PRO | 3 | 17 | 11 | 2:02.114 | 1.022 | 0.180 | 171.6 | |
| 4 | 63 | Emil Frey Racing | CHE | Albert Costa | ESP | | Giacomo Altoè | ITA | | Lamborghini Huracan GT3 EVO | PRO | 4 | 4 | 3 | 2:02.536 | 1.444 | 0.422 | 171.0 | |
| 5 | 14 | Emil Frey Racing | CHE | Norbert Siedler | AUT | | Mikaël Grenier | CAN | | Lamborghini Huracan GT3 EVO | PRO | 5 | 3 | 3 | 2:02.875 | 1.783 | 0.339 | 170.5 | |
| 6 | 26 | Lazarus Racing | ITA | Eliseo Martínez | ESP | | Fabio Onidi | ITA | | Lamborghini Huracan GT3 | PRO | 6 | 7 | 5 | 2:02.983 | 1.891 | 0.108 | 170.4 | |
| 7 | 7 | Petri Corse | ITA | Petru Razvan Umbrurescu | ROU | | Jules Gounon | FRA | | Bentley Continental GT3 | PRO | 7 | 10 | 8 | 2:03.430 | 2.338 | 0.447 | 169.8 | |
| 8 | 12 | Ombra Racing | ITA | Federico Leo | ITA | | Najiy Razak | MYS | | Lamborghini Huracan GT3 EVO | PRO | 8 | 16 | 3 | 2:04.075 | 2.983 | 0.645 | 168.9 | |
| 9 | 59 | Teo Martín Motorsport | ESP | Martin Kodrić | HRV | | Henrique Chaves | PRT | | McLaren 720 s | PRO | 9 | 3 | 3 | 2:30.944 | 29.852 | 26.869 | 138.8 | |
| PROAM | | | | | | | | | | | | | | | | | | | |
| 1 | 75 | Rowe Racing / SunEnergy1 | DEU | Kenny Habul | AUS | | Thomas Jäger | DEU | | Mercedes AMG GT3 | PROAM | 1 | 16 | 5 | 2:01.879 | | | 171.9 | |
| 2 | 16 | Teo Martín Motorsport | ESP | Marcelo Hahn | BRA | | Allam Khodair | BRA | | McLaren 720 s | PROAM | 2 | 11 | 3 | 2:02.141 | 0.262 | 0.262 | 171.5 | |
| 3 | 21 | Spirit of Race | ITA | Duncan Cameron | GBR | | Matt Griffin | IRL | | Ferrari 488 GT3 | PROAM | 3 | 8 | 6 | 2:02.554 | 0.675 | 0.413 | 171.0 | |
| 4 | 96 | Optimum Motorsport | GBR | Oliver Wilkinson | GBR | | Bradley Ellis | GBR | | Aston Martin GT3 AMR MY2019 | PROAM | 4 | 12 | 9 | 2:03.095 | 1.216 | 0.541 | 170.2 | |
| 5 | 93 | Spirit of Race / Tempesta | GBR | Christopher Froggatt | GBR | | Edward Cheever III | ITA | | Ferrari 488 GT3 | PROAM | 5 | 4 | 4 | 2:03.319 | 1.440 | 0.224 | 169.9 | |
| 6 | 66 | Vincenzo Sospiri Racing | ITA | Kang Ling | CHN | | Frederik Schandorff | DNK | | Lamborghini Huracan GT3 | PROAM | 6 | 5 | 3 | 2:03.947 | 2.068 | 0.628 | 169.0 | |
| 7 | 9 | Antonelli MotorSport | ITA | Davide Roda | ITA | | | | | Mercedes AMG GT3 | PROAM | 7 | 7 | 6 | 2:05.039 | 3.160 | 1.092 | 167.6 | |
| AM | | | | | | | | | | | | | | | | | | | |
| 1 | 25 | HTP Motorsport | DEU | Alexander Hrachowina | AUT | | Martin Konrad | AUT | | Mercedes AMG GT3 | AM | 1 | 14 | 13 | 2:03.254 | | | 170.0 | |
| 2 | 8 | Antonelli MotorSport | ITA | Guiseppi Cipriani | ITA | | | | | Mercedes AMG GT3 | AM | 2 | 8 | 7 | 2:04.078 | 0.824 | 0.824 | 168.9 | |
| 3 | 99 | Sports and You | PRT | António Coimbra | PRT | | Luis Silva | PRT | | Mercedes AMG GT3 | AM | 3 | 8 | 8 | 2:06.320 | 3.066 | 2.242 | 165.9 | |

Published at:.....

Track Temp: 16.4 °C Air Temp: 13.8 °C Humidity: 69 % Track Status: DRY

| | | |
|------------------|-----------------------|--------------------|
| Stewards: | Race Director: | Timekeeper: |
|------------------|-----------------------|--------------------|





Paul Ricard
International GT Open
Free Practice - 1
Lap Analysis



| 6 | | | | | | | |
|-------------------|---|--------------|----------------------|----------|----------|--------|--------------|
| 1 Daniel Zampieri | | | Mercedes AMG GT3 | | | | |
| PRO | | | | | | | |
| 2 Alessio Rovera | | | Antonelli MotorSport | | | | |
| Lap | D | Time | Sector 1 | Sector 2 | Sector 3 | T. Spd | Elapsed |
| 1 | | 10:43:50.717 | 10:42:17.959 | 39.525 | 53.233 | | 10:43:50.717 |
| 2 | | 2:02.994 | 34.087 | 36.887 | 52.020 | 238.9 | 10:45:53.711 |
| 3 | | 2:02.351 | 33.894 | 36.810 | 51.647 | 242.6 | 10:47:56.062 |
| 4 | | 2:03.877 | 33.703 | 37.310 | 52.864 | 241.0 | 10:49:59.939 |
| 5 | | 2:02.559 | 33.790 | 37.027 | 51.742 | 240.0 | 10:52:02.498 |
| 6 | | 2:01.934 | 33.579 | 36.914 | 51.441 | 240.5 | 10:54:04.432 |
| 7 | | 4:45.662 | P 33.663 | 37.083 | 3:34.916 | 240.5 | 10:58:50.094 |
| 8 | | 2:34.612 | 57.638 | 39.820 | 57.154 | | 11:01:24.706 |
| 9 | | 2:16.548 | 37.060 | 45.846 | 53.642 | 240.5 | 11:03:41.254 |
| 10 | | | 35.760 | 45.907 | | 241.6 | |

| 7 | | | | | | | |
|---------------------------|---|--------------|-------------------------|----------|----------|--------|--------------|
| 1 Petru Razvan Umbrarescu | | | Bentley Continental GT3 | | | | |
| PRO | | | | | | | |
| 2 Jules Gounon | | | Petri Corse | | | | |
| Lap | D | Time | Sector 1 | Sector 2 | Sector 3 | T. Spd | Elapsed |
| 1 | | 10:39:23.429 | 10:37:33.538 | 47.779 | 1:02.112 | | 10:39:23.429 |
| 2 | | 2:16.054 | 40.712 | 40.042 | 55.300 | 176.4 | 10:41:39.483 |
| 3 | | 2:11.937 | 36.959 | 38.132 | 56.846 | 224.5 | 10:43:51.420 |
| 4 | | 6:44.261 | P 34.975 | 37.746 | 5:31.540 | 231.7 | 10:50:35.681 |
| 5 | | 2:23.531 | 51.764 | 38.589 | 53.178 | | 10:52:59.212 |
| 6 | | 2:09.514 | 35.129 | 37.382 | 57.003 | 242.1 | 10:55:08.726 |
| 7 | | 2:03.684 | 34.160 | 37.244 | 52.280 | 242.6 | 10:57:12.410 |
| 8 | | 2:03.430 | 33.886 | 37.029 | 52.515 | 243.2 | 10:59:15.840 |
| 9 | | 2:03.619 | 33.921 | 36.952 | 52.746 | 243.2 | 11:01:19.459 |
| 10 | | 3:07.161 | P 34.029 | 37.342 | 1:55.790 | 243.2 | 11:04:26.620 |
| 11 | | | 1:01.812 | 51.836 | | | |

| 8 | | | | | | | |
|---------------------|---|--------------|----------------------|----------|----------|--------|--------------|
| 1 Guiseppe Cipriani | | | Mercedes AMG GT3 | | | | |
| AM | | | | | | | |
| 2 | | | Antonelli MotorSport | | | | |
| Lap | D | Time | Sector 1 | Sector 2 | Sector 3 | T. Spd | Elapsed |
| 1 | | 10:43:33.395 | 10:41:42.428 | 42.743 | 1:08.224 | 118.9 | 10:43:33.395 |
| 2 | | 5:12.204 | P 42.208 | 40.116 | 3:49.880 | 207.2 | 10:48:45.599 |
| 3 | | 2:28.939 | 55.846 | 38.931 | 54.162 | | 10:51:14.538 |
| 4 | | 2:06.147 | 35.123 | 38.024 | 53.000 | 243.2 | 10:53:20.685 |
| 5 | | 2:05.892 | 34.806 | 37.805 | 53.281 | 242.6 | 10:55:26.577 |
| 6 | | 2:04.420 | 34.646 | 37.320 | 52.454 | 242.1 | 10:57:30.997 |
| 7 | | 2:04.078 | 34.377 | 37.235 | 52.466 | 240.5 | 10:59:35.075 |
| 8 | | 2:09.623 | 34.135 | 37.795 | 57.693 | 241.0 | 11:01:44.698 |
| 9 | | | 34.722 | 36.967 | | 241.0 | |

| 9 | | | | | | | |
|---------------|---|--------------|----------------------|----------|----------|--------|--------------|
| 1 Davide Roda | | | Mercedes AMG GT3 | | | | |
| PROAM | | | | | | | |
| 2 | | | Antonelli MotorSport | | | | |
| Lap | D | Time | Sector 1 | Sector 2 | Sector 3 | T. Spd | Elapsed |
| 1 | | 10:44:47.071 | P 10:40:57.713 | 43.919 | 3:05.439 | | 10:44:47.071 |
| 2 | | 2:24.420 | 52.026 | 38.517 | 53.877 | | 10:47:11.491 |
| 3 | | 2:14.508 | 35.517 | 45.008 | 53.983 | 237.8 | 10:49:25.999 |
| 4 | | 2:06.227 | 35.094 | 37.913 | 53.220 | 238.9 | 10:51:32.226 |
| 5 | | 2:05.715 | 34.889 | 37.650 | 53.176 | 241.6 | 10:53:37.941 |
| 6 | | 2:05.039 | 34.695 | 37.615 | 52.729 | 240.0 | 10:55:42.980 |
| 7 | | 10:10.302 | P 34.579 | 40.683 | 8:55.040 | 239.4 | 11:05:53.282 |
| 8 | | | 1:16.242 | 1:03.013 | | | |

| 12 | | | | | | | |
|----------------|---|--------------|-----------------------------|----------|----------|--------|--------------|
| 1 Federico Leo | | | Lamborghini Huracan GT3 EVO | | | | |
| PRO | | | | | | | |
| 2 Najjy Razak | | | Ombra Racing | | | | |
| Lap | D | Time | Sector 1 | Sector 2 | Sector 3 | T. Spd | Elapsed |
| 1 | | 10:18:39.352 | 10:17:05.034 | 39.817 | 54.501 | | 10:18:39.352 |
| 2 | | 2:05.584 | 35.051 | 37.575 | 52.958 | 240.0 | 10:20:44.936 |
| 3 | | 2:04.075 | 34.329 | 37.297 | 52.449 | 241.0 | 10:22:49.011 |
| 4 | | 2:04.107 | 34.214 | 37.488 | 52.405 | 241.6 | 10:24:53.118 |
| 5 | | 2:04.360 | 34.435 | 37.326 | 52.599 | 241.0 | 10:26:57.478 |
| 6 | | 2:15.314 | P 34.188 | 38.866 | 1:02.260 | 241.6 | 10:29:12.792 |
| 7 | | 7:14.653 | 5:36.075 | 44.113 | 54.465 | | 10:36:27.445 |
| 8 | | 2:05.833 | 34.918 | 37.357 | 53.558 | 241.0 | 10:38:33.278 |
| 9 | | 2:04.873 | 34.709 | 37.471 | 52.693 | 241.6 | 10:40:38.151 |
| 10 | | 2:04.809 | 34.245 | 37.614 | 52.950 | 241.6 | 10:42:42.960 |

| 11 | | | | | | | |
|--|--|-----------|-----------|--------|----------|-------|--------------|
| 2:12.702 <th colspan="4">P 34.516</th> | | | P 34.516 | | | | |
| 12 | | | | | | | |
| 12:09.944 <th colspan="4">10:36.836</th> | | | 10:36.836 | | | | |
| 13 | | | | | | | |
| 2:11.734 <th colspan="4">35.146</th> | | | 35.146 | | | | |
| 14 | | | | | | | |
| 2:04.979 <th colspan="4">34.598</th> | | | 34.598 | | | | |
| 15 | | | | | | | |
| 2:09.931 <th colspan="4">34.757</th> | | | 34.757 | | | | |
| 16 | | | | | | | |
| 2:31.411 <th colspan="4">P 36.738</th> | | | P 36.738 | | | | |
| 11 | | 2:12.702 | P 34.516 | 37.350 | 1:00.836 | 241.6 | 10:44:55.662 |
| 12 | | 12:09.944 | 10:36.836 | 39.612 | 53.496 | | 10:57:05.606 |
| 13 | | 2:11.734 | 35.146 | 37.407 | 59.181 | 238.9 | 10:59:17.340 |
| 14 | | 2:04.979 | 34.598 | 37.088 | 53.293 | 240.0 | 11:01:22.319 |
| 15 | | 2:09.931 | 34.757 | 37.615 | 57.559 | 240.0 | 11:03:32.250 |
| 16 | | 2:31.411 | P 36.738 | 45.791 | 1:08.882 | 239.4 | 11:06:03.661 |

| 14 | | | | | | | |
|-------------------|---|--------------|-----------------------------|----------|----------|--------|--------------|
| 1 Norbert Siedler | | | Lamborghini Huracan GT3 EVO | | | | |
| PRO | | | | | | | |
| 2 Mikaël Grenier | | | Emil Frey Racing | | | | |
| Lap | D | Time | Sector 1 | Sector 2 | Sector 3 | T. Spd | Elapsed |
| 1 | | 10:56:22.795 | 10:54:41.947 | 41.350 | 59.498 | | 10:56:22.795 |
| 2 | | 2:10.337 | 34.323 | 36.848 | 59.166 | 240.0 | 10:58:33.132 |
| 3 | | 2:02.875 | 34.071 | 36.738 | 52.066 | 240.5 | 11:00:36.007 |
| 4 | | | 34.105 | 36.731 | | 240.5 | |

| 16 | | | | | | | |
|-----------------|---|--------------|-----------------------|----------|----------|--------|--------------|
| 1 Marcelo Hahn | | | McLaren 720 s | | | | |
| PROAM | | | | | | | |
| 2 Allam Khodair | | | Teo Martín Motorsport | | | | |
| Lap | D | Time | Sector 1 | Sector 2 | Sector 3 | T. Spd | Elapsed |
| 1 | | 10:38:59.625 | P 10:37:17.307 | 38.520 | 1:03.798 | | 10:38:59.625 |
| 2 | | 2:21.486 | 52.297 | 37.199 | 51.990 | | 10:41:21.111 |
| 3 | | 2:02.141 | 33.748 | 36.871 | 51.522 | 242.1 | 10:43:23.252 |
| 4 | | 2:14.091 | P 33.524 | 39.204 | 1:01.363 | 242.1 | 10:45:37.343 |
| 5 | | 5:47.607 | 4:14.191 | 39.731 | 53.685 | | 10:51:24.950 |
| 6 | | 2:05.221 | 34.716 | 37.022 | 53.483 | 243.2 | 10:53:30.171 |
| 7 | | 2:04.976 | 34.552 | 37.288 | 53.136 | 242.6 | 10:55:35.147 |
| 8 | | 2:04.364 | 34.655 | 37.068 | 52.641 | 242.6 | 10:57:39.511 |
| 9 | | 2:04.624 | 34.539 | 37.210 | 52.875 | 242.6 | 10:59:44.135 |
| 10 | | 2:04.556 | 34.329 | 37.099 | 53.128 | 243.2 | 11:01:48.691 |
| 11 | | 2:18.931 | P 34.524 | 38.313 | 1:06.094 | 243.2 | 11:04:07.622 |





Paul Ricard
International GT Open
Free Practice - 1
Lap Analysis



| 17 | | | | | | | 26 | | | | | | | | |
|---|---|--------------|--------------|----------|----------|--------|--|-----|---|--------------|--------------|----------|----------|--------|--------------|
| 1 Fran Rueda McLaren 720 s | | | | | | | 1 Eliseo Martínez Lamborghini Huracan GT3 | | | | | | | | |
| PRO 2 Andrés Saravia Teo Martín Motorsport | | | | | | | PRO 2 Fabio Onidi Lazarus Racing | | | | | | | | |
| Lap | D | Time | Sector 1 | Sector 2 | Sector 3 | T. Spd | Elapsed | Lap | D | Time | Sector 1 | Sector 2 | Sector 3 | T. Spd | Elapsed |
| 1 | | 10:19:44.268 | 10:18:11.043 | 38.538 | 54.687 | | 10:19:44.268 | 1 | | 10:51:20.351 | 10:49:44.043 | 38.931 | 57.377 | | 10:51:20.351 |
| 2 | | 2:13.076 P | 35.159 | 37.324 | 1:00.593 | 238.9 | 10:21:57.344 | 2 | | 2:03.688 | 34.565 | 37.000 | 52.123 | 239.4 | 10:53:24.039 |
| 3 | | 4:43.267 P | 2:57.272 | 41.915 | 1:04.080 | | 10:26:40.611 | 3 | | 2:03.312 | 34.089 | 36.708 | 52.515 | 239.4 | 10:55:27.351 |
| 4 | | 9:23.509 | 7:53.087 | 37.511 | 52.911 | | 10:36:04.120 | 4 | | 2:06.223 | 35.806 | 37.784 | 52.633 | 246.0 | 10:57:33.574 |
| 5 | | 2:03.552 | 34.566 | 36.879 | 52.107 | 242.1 | 10:38:07.672 | 5 | | 2:02.983 | 34.100 | 36.889 | 51.994 | 240.0 | 10:59:36.557 |
| 6 | | 2:02.920 | 34.010 | 36.797 | 52.113 | 246.5 | 10:40:10.592 | 6 | | 2:15.308 P | 34.244 | 37.621 | 1:03.443 | 239.4 | 11:01:51.865 |
| 7 | | 2:03.056 | 34.216 | 36.936 | 51.904 | 240.0 | 10:42:13.648 | 7 | | 5:19.151 P | 3:17.007 | 51.112 | 1:11.032 | | 11:07:11.016 |
| 8 | | 2:02.302 | 33.861 | 36.689 | 51.752 | 244.8 | 10:44:15.950 | | | | | | | | |
| 9 | | 2:07.800 | 33.980 | 36.838 | 56.982 | 246.0 | 10:46:23.750 | | | | | | | | |
| 10 | | 2:02.312 | 34.061 | 36.700 | 51.551 | 243.2 | 10:48:26.062 | | | | | | | | |
| 11 | | 2:02.114 | 33.704 | 36.733 | 51.677 | 233.2 | 10:50:28.176 | | | | | | | | |
| 12 | | 2:10.034 P | 34.084 | 36.893 | 59.057 | 242.1 | 10:52:38.210 | | | | | | | | |
| 13 | | 5:08.829 | 3:28.701 | 40.187 | 59.941 | | 10:57:47.039 | | | | | | | | |
| 14 | | 2:03.542 | 34.712 | 36.885 | 51.945 | 241.6 | 10:59:50.581 | | | | | | | | |
| 15 | | 2:03.546 | 33.936 | 36.569 | 53.041 | 242.1 | 11:01:54.127 | | | | | | | | |
| 16 | | 2:10.110 | 35.316 | 40.957 | 53.837 | 241.6 | 11:04:04.237 | | | | | | | | |
| 17 | | 2:38.861 P | 38.294 | 47.103 | 1:13.464 | 242.1 | 11:06:43.098 | | | | | | | | |

| 21 | | | | | | | |
|--|---|--------------|--------------|----------|----------|--------|--------------|
| 1 Duncan Cameron Ferrari 488 GT3 | | | | | | | |
| PROAM 2 Matt Griffin Spirit of Race | | | | | | | |
| Lap | D | Time | Sector 1 | Sector 2 | Sector 3 | T. Spd | Elapsed |
| 1 | | 10:46:27.553 | 10:44:54.226 | 38.370 | 54.957 | | 10:46:27.553 |
| 2 | | 2:03.063 | 34.302 | 36.901 | 51.860 | 242.6 | 10:48:30.616 |
| 3 | | 2:02.639 | 34.032 | 36.942 | 51.665 | 243.2 | 10:50:33.255 |
| 4 | | 2:02.572 | 33.949 | 36.924 | 51.699 | 244.3 | 10:52:35.827 |
| 5 | | 2:02.627 | 33.956 | 36.869 | 51.802 | 243.2 | 10:54:38.454 |
| 6 | | 2:02.554 | 33.899 | 36.751 | 51.904 | 243.2 | 10:56:41.008 |
| 7 | | 4:14.744 P | 33.853 | 37.017 | 3:03.874 | 243.2 | 11:00:55.752 |
| 8 | | 2:23.134 | 51.050 | 37.644 | 54.440 | | 11:03:18.886 |
| 9 | | | 37.272 | 42.161 | | 244.3 | |

| 25 | | | | | | | |
|--|---|--------------|--------------|----------|----------|--------|--------------|
| 1 Alexander Hrachowina Mercedes AMG GT3 | | | | | | | |
| AM 2 Martin Konrad HTP Motorsport | | | | | | | |
| Lap | D | Time | Sector 1 | Sector 2 | Sector 3 | T. Spd | Elapsed |
| 1 | | 10:29:21.284 | 10:27:44.543 | 40.472 | 56.269 | | 10:29:21.284 |
| 2 | | 2:10.193 | 35.909 | 39.719 | 54.565 | 239.4 | 10:31:31.477 |
| 3 | | 2:07.725 | 35.141 | 38.459 | 54.125 | 241.6 | 10:33:39.202 |
| 4 | | 2:06.104 | 34.976 | 37.849 | 53.279 | 241.0 | 10:35:45.306 |
| 5 | | 2:07.352 | 35.008 | 37.551 | 54.793 | 241.6 | 10:37:52.658 |
| 6 | | 2:06.131 | 34.863 | 37.507 | 53.761 | 241.0 | 10:39:58.789 |
| 7 | | 2:07.267 | 34.612 | 37.541 | 55.114 | 242.1 | 10:42:06.056 |
| 8 | | 2:06.502 | 34.737 | 37.883 | 53.882 | 242.6 | 10:44:12.558 |
| 9 | | 2:05.641 | 34.677 | 37.326 | 53.638 | 242.6 | 10:46:18.199 |
| 10 | | 2:14.731 P | 34.737 | 37.266 | 1:02.728 | 241.6 | 10:48:32.930 |
| 11 | | 5:38.924 | 4:06.235 | 38.316 | 54.373 | | 10:54:11.854 |
| 12 | | 2:03.799 | 34.113 | 36.985 | 52.701 | 241.6 | 10:56:15.653 |
| 13 | | 2:03.254 | 33.945 | 36.965 | 52.344 | 241.6 | 10:58:18.907 |
| 14 | | 2:15.598 P | 35.020 | 39.168 | 1:01.410 | 241.0 | 11:00:34.505 |

| 27 | | | | | | | |
|--|---|--------------|--------------|----------|----------|--------|--------------|
| 1 Nicola De Marco Lamborghini Huracan GT3 | | | | | | | |
| PRO 2 Nicolas Pohler Lazarus Racing | | | | | | | |
| Lap | D | Time | Sector 1 | Sector 2 | Sector 3 | T. Spd | Elapsed |
| 1 | | 10:54:21.596 | 10:52:51.405 | 37.615 | 52.576 | | 10:54:21.596 |
| 2 | | 2:03.452 | 34.505 | 37.135 | 51.812 | 242.1 | 10:56:25.048 |
| 3 | | 2:01.092 | 34.061 | 34.705 | 52.326 | 240.0 | 10:58:26.140 |
| 4 | | 2:11.606 P | 34.277 | 37.883 | 59.446 | 240.0 | 11:00:37.746 |
| 5 | | 4:36.376 P | 2:40.345 | 44.836 | 1:11.195 | | 11:05:14.122 |

| 59 | | | | | | | |
|--|---|----------------|--------------|----------|----------|--------|--------------|
| 1 Martin Kodrić McLaren 720 s | | | | | | | |
| PRO 2 Henrique Chaves Teo Martín Motorsport | | | | | | | |
| Lap | D | Time | Sector 1 | Sector 2 | Sector 3 | T. Spd | Elapsed |
| 1 | | 10:59:01.614 P | 10:57:10.263 | 44.308 | 1:07.043 | | 10:59:01.614 |
| 2 | | 5:42.293 | 4:02.709 | 44.671 | 54.913 | | 11:04:43.907 |
| 3 | | 2:30.944 P | 38.855 | 46.120 | 1:05.969 | 241.0 | 11:07:14.851 |

| 63 | | | | | | | |
|---|---|--------------|--------------|----------|----------|--------|--------------|
| 1 Albert Costa Lamborghini Huracan GT3 EVO | | | | | | | |
| PRO 2 Giacomo Altoè Emil Frey Racing | | | | | | | |
| Lap | D | Time | Sector 1 | Sector 2 | Sector 3 | T. Spd | Elapsed |
| 1 | | 10:55:23.588 | 10:53:46.649 | 40.117 | 56.822 | | 10:55:23.588 |
| 2 | | 2:04.011 | 34.621 | 36.784 | 52.606 | 241.0 | 10:57:27.599 |
| 3 | | 2:02.536 | 34.201 | 36.539 | 51.796 | 241.6 | 10:59:30.135 |
| 4 | | 2:02.731 | 33.917 | 36.727 | 52.087 | 242.6 | 11:01:32.866 |
| 5 | | | 34.438 | 37.231 | | 243.7 | |

| 66 | | | | | | | |
|--|---|--------------|--------------|----------|----------|--------|--------------|
| 1 Kang Ling Lamborghini Huracan GT3 | | | | | | | |
| PROAM 2 Frederik Schandorff Vincenzo Sospiri Racing | | | | | | | |
| Lap | D | Time | Sector 1 | Sector 2 | Sector 3 | T. Spd | Elapsed |
| 1 | | 10:57:23.556 | 10:55:41.949 | 41.671 | 59.936 | | 10:57:23.556 |
| 2 | | 2:04.434 | 34.574 | 37.312 | 52.548 | 241.6 | 10:59:27.990 |
| 3 | | 2:03.947 | 34.374 | 37.028 | 52.545 | 242.6 | 11:01:31.937 |
| 4 | | 2:07.112 | 36.088 | 37.481 | 53.543 | 241.6 | 11:03:39.049 |
| 5 | | 2:26.934 P | 36.770 | 45.793 | 1:04.371 | 241.0 | 11:06:05.983 |





Paul Ricard
International GT Open
Free Practice - 1
Lap Analysis



75 1 Kenny Habul Mercedes AMG GT3

PROAM 2 Thomas Jäger Rowe Racing / SunEnergy1 Racing

| Lap D | Time | Sector 1 | Sector 2 | Sector 3 | T. Spd | Elapsed |
|-------|-----------------|---------------|---------------|---------------|--------|--------------|
| 1 | 10:35:51.505 | 10:34:11.042 | 43.663 | 56.800 | | 10:35:51.505 |
| 2 | 2:05.753 | 34.811 | 37.604 | 53.338 | 239.4 | 10:37:57.258 |
| 3 | 2:04.677 | 34.185 | 37.151 | 53.341 | 240.5 | 10:40:01.935 |
| 4 | 2:02.787 | 33.892 | 36.934 | 51.961 | 241.0 | 10:42:04.722 |
| 5 | 2:01.879 | 33.693 | 36.829 | 51.357 | 240.5 | 10:44:06.601 |
| 6 | 2:10.076 P | 33.695 | 37.125 | 59.256 | 241.6 | 10:46:16.677 |
| 7 | 4:56.262 | 3:22.966 | 38.450 | 54.846 | | 10:51:12.939 |
| 8 | 2:06.992 | 35.611 | 37.404 | 53.977 | 237.3 | 10:53:19.931 |
| 9 | 2:08.870 | 35.122 | 37.811 | 55.937 | 237.3 | 10:55:28.801 |
| 10 | 2:07.733 | 35.424 | 39.199 | 53.110 | 241.0 | 10:57:36.534 |
| 11 | 2:07.279 | 35.326 | 37.793 | 54.160 | 242.1 | 10:59:43.813 |
| 12 | 2:21.797 P | 36.957 | 37.707 | 1:07.133 | 200.3 | 11:02:05.610 |
| 13 | 6:11.200 P | 3:53.867 | 56.445 | 1:20.888 | | 11:08:16.810 |
| 14 | 3:53.344 | 2:08.887 | 42.722 | 1:01.735 | | 11:12:10.154 |
| 15 | 2:22.760 | 39.856 | 42.228 | 1:00.676 | 234.7 | 11:14:32.914 |
| 16 | 2:31.342 P | 39.106 | 42.861 | 1:09.375 | 236.3 | 11:17:04.256 |

93 1 Christopher Froggatt Ferrari 488 GT3

PROAM 2 Edward Cheever III Spirit of Race / Tempesta Racing

| Lap D | Time | Sector 1 | Sector 2 | Sector 3 | T. Spd | Elapsed |
|-------|-----------------|---------------|---------------|---------------|--------|--------------|
| 1 | 10:52:58.595 | 10:51:24.500 | 39.029 | 55.066 | | 10:52:58.595 |
| 2 | 2:05.384 | 35.279 | 37.340 | 52.765 | 241.0 | 10:55:03.979 |
| 3 | 2:04.000 | 34.615 | 37.117 | 52.268 | 241.0 | 10:57:07.979 |
| 4 | 2:03.319 | 34.240 | 36.940 | 52.139 | 241.6 | 10:59:11.298 |
| 5 | | 34.139 | 37.084 | | 241.0 | |

96 1 Oliver Wilkinson Aston Martin GT3 AMR MY2019

PROAM 2 Bradley Ellis Optimum Motorsport

| Lap D | Time | Sector 1 | Sector 2 | Sector 3 | T. Spd | Elapsed |
|-------|-----------------|---------------|---------------|---------------|--------|--------------|
| 1 | 10:41:56.991 | 10:40:20.893 | 39.952 | 56.146 | | 10:41:56.991 |
| 2 | 2:09.481 | 36.151 | 38.555 | 54.775 | 234.7 | 10:44:06.472 |
| 3 | 2:07.227 | 36.344 | 37.580 | 53.303 | 234.2 | 10:46:13.699 |
| 4 | 2:04.806 | 34.841 | 37.208 | 52.757 | 243.2 | 10:48:18.505 |
| 5 | 2:04.055 | 34.469 | 37.139 | 52.447 | 243.7 | 10:50:22.560 |
| 6 | 2:03.845 | 34.137 | 37.162 | 52.546 | 243.2 | 10:52:26.405 |
| 7 | 2:03.832 | 34.646 | 36.786 | 52.400 | 244.8 | 10:54:30.237 |
| 8 | 2:03.815 | 34.230 | 36.911 | 52.674 | 244.3 | 10:56:34.052 |
| 9 | 2:03.095 | 34.204 | 36.701 | 52.190 | 243.2 | 10:58:37.147 |
| 10 | 2:14.043 P | 34.868 | 37.718 | 1:01.457 | 243.7 | 11:00:51.190 |
| 11 | 12:44.793 P | 10:41.605 | 49.402 | 1:13.786 | | 11:13:35.983 |
| 12 | 3:00.558 P | 1:01.031 | 46.442 | 1:13.085 | | 11:16:36.541 |

99 1 António Coimbra Mercedes AMG GT3

AM 2 Luis Silva Sports and You

| Lap D | Time | Sector 1 | Sector 2 | Sector 3 | T. Spd | Elapsed |
|-------|-----------------|---------------|---------------|---------------|--------|--------------|
| 1 | 10:25:39.658 | 10:23:57.153 | 43.475 | 59.030 | | 10:25:39.658 |
| 2 | 2:09.751 | 35.889 | 38.435 | 55.427 | 238.9 | 10:27:49.409 |
| 3 | 2:07.692 | 35.762 | 37.713 | 54.217 | 239.4 | 10:29:57.101 |
| 4 | 2:06.691 | 35.330 | 37.685 | 53.676 | 240.5 | 10:32:03.792 |
| 5 | 18:21.531 P | 35.343 | 38.848 | 17:07.340 | 240.0 | 10:50:25.323 |
| 6 | 2:38.925 | 58.268 | 43.102 | 57.555 | | 10:53:04.248 |
| 7 | 2:06.867 | 35.575 | 37.634 | 53.658 | 238.9 | 10:55:11.115 |
| 8 | 2:06.320 | 35.161 | 37.567 | 53.592 | 239.4 | 10:57:17.435 |
| 9 | | 35.032 | 37.697 | | 238.4 | |



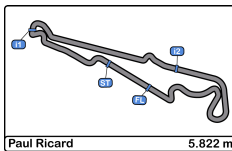


Paul Ricard
International GT Open
Free Practice - 1
Best Sectors Results



| Sector - 1 | | | | Sector - 2 | | | Sector - 3 | | | Ideal Lap vs Best Lap | | | | | |
|------------|----|----------------------------------|--------|------------|----------------------------------|--------|------------|----------------------------------|--------|-----------------------|----|----------------------------------|-----------|----------|------|
| Clas | Nº | Driver | Time | Nº | Driver | Time | Nº | Driver | Time | Clas | Nº | Driver | Ideal Lap | Best Lap | Clas |
| 1 | 16 | Hahn - Khodair | 33.524 | 27 | De Marco - Pohler | 34.705 | 75 | Habul - Jäger | 51.357 | 1 | 27 | De Marco - Pohler | 2:00.578 | 2:01.092 | 1 |
| 2 | 6 | Zampieri - Rovera | 33.579 | 63 | Costa - Altoè | 36.539 | 6 | Zampieri - Rovera | 51.441 | 2 | 17 | Rueda - Saravia | 2:01.824 | 2:02.114 | 4 |
| 3 | 75 | Habul - Jäger | 33.693 | 17 | Rueda - Saravia | 36.569 | 16 | Hahn - Khodair | 51.522 | 3 | 6 | Zampieri - Rovera | 2:01.830 | 2:01.934 | 3 |
| 4 | 17 | Rueda - Saravia | 33.704 | 96 | Wilkinson - Ellis | 36.701 | 17 | Rueda - Saravia | 51.551 | 4 | 75 | Habul - Jäger | 2:01.879 | 2:01.879 | 2 |
| 5 | 21 | Cameron - Griffin | 33.853 | 26 | Martínez - Onidi | 36.708 | 21 | Cameron - Griffin | 51.665 | 5 | 16 | Hahn - Khodair | 2:01.917 | 2:02.141 | 5 |
| 6 | 7 | Razvan Umbrurescu - Jules Gounon | 33.886 | 14 | Siedler - Grenier | 36.731 | 63 | Costa - Altoè | 51.796 | 6 | 63 | Costa - Altoè | 2:02.252 | 2:02.536 | 6 |
| 7 | 63 | Costa - Altoè | 33.917 | 21 | Cameron - Griffin | 36.751 | 27 | De Marco - Pohler | 51.812 | 7 | 21 | Cameron - Griffin | 2:02.269 | 2:02.554 | 7 |
| 8 | 25 | Hrachowina - Konrad | 33.945 | 6 | Zampieri - Rovera | 36.810 | 26 | Martínez - Onidi | 51.994 | 8 | 26 | Martínez - Onidi | 2:02.791 | 2:02.983 | 9 |
| 9 | 27 | De Marco - Pohler | 34.061 | 75 | Habul - Jäger | 36.829 | 14 | Siedler - Grenier | 52.066 | 9 | 14 | Siedler - Grenier | 2:02.868 | 2:02.875 | 8 |
| 10 | 14 | Siedler - Grenier | 34.071 | 16 | Hahn - Khodair | 36.871 | 93 | Froggatt - Cheever III | 52.139 | 10 | 96 | Wilkinson - Ellis | 2:03.028 | 2:03.095 | 10 |
| 11 | 26 | Martínez - Onidi | 34.089 | 93 | Froggatt - Cheever III | 36.940 | 96 | Wilkinson - Ellis | 52.190 | 11 | 7 | Razvan Umbrurescu - Jules Gounon | 2:03.118 | 2:03.430 | 13 |
| 12 | 8 | Guiseppe Cipriani | 34.135 | 7 | Razvan Umbrurescu - Jules Gounon | 36.952 | 7 | Razvan Umbrurescu - Jules Gounon | 52.280 | 12 | 93 | Froggatt - Cheever III | 2:03.218 | 2:03.319 | 12 |
| 13 | 96 | Wilkinson - Ellis | 34.137 | 25 | Hrachowina - Konrad | 36.965 | 25 | Hrachowina - Konrad | 52.344 | 13 | 25 | Hrachowina - Konrad | 2:03.254 | 2:03.254 | 11 |
| 14 | 93 | Froggatt - Cheever III | 34.139 | 8 | Guiseppe Cipriani | 36.967 | 12 | Leo - Razak | 52.405 | 14 | 8 | Guiseppe Cipriani | 2:03.556 | 2:04.078 | 16 |
| 15 | 12 | Leo - Razak | 34.188 | 66 | Ling - Schandorff | 37.028 | 8 | Guiseppe Cipriani | 52.454 | 15 | 12 | Leo - Razak | 2:03.681 | 2:04.075 | 15 |
| 16 | 66 | Ling - Schandorff | 34.374 | 12 | Leo - Razak | 37.088 | 66 | Ling - Schandorff | 52.545 | 16 | 66 | Ling - Schandorff | 2:03.947 | 2:03.947 | 14 |
| 17 | 9 | Davide Roda | 34.579 | 99 | Coimbra - Silva | 37.567 | 9 | Davide Roda | 52.729 | 17 | 9 | Davide Roda | 2:04.923 | 2:05.039 | 17 |
| 18 | 99 | Coimbra - Silva | 35.032 | 9 | Davide Roda | 37.615 | 99 | Coimbra - Silva | 53.592 | 18 | 99 | Coimbra - Silva | 2:06.191 | 2:06.320 | 18 |
| 19 | 59 | Kodrić - Chaves | 38.855 | 59 | Kodrić - Chaves | 44.308 | 59 | Kodrić - Chaves | 54.913 | 19 | 59 | Kodrić - Chaves | 2:18.076 | 2:30.944 | 19 |





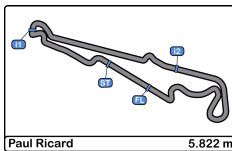
Paul Ricard
International GT Open
Free Practice - 1
Best 5 Lap Times



Paul Ricard 5.822 m.

| Cl | Nº | Entrant/Team | Nat | Driver 1 | Nat | Status | Driver 2 | Nat | Status | Vehicle | Cat | Cl | Best 1 | | Best 2 | | Best 3 | | Best 4 | | Best 5 | |
|----|----|---------------------------|-----|-------------------------|-----|--------|---------------------|-----|--------|-------------------------|-------|----|----------|-----|----------|-----|----------|-----|----------|-----|----------|-----|
| | | | | | | | | | | | | | Time | Lap | Time | Lap | Time | Lap | Time | Lap | Time | Lap |
| 1 | 27 | Lazarus Racing | ITA | Nicola De Marco | ITA | | Nicolas Pohler | DEU | | Lamborghini Huracan GT3 | PRO | 1 | 2:01.092 | 3 | 2:03.452 | 2 | 2:11.606 | 4 | 4:36.376 | 5 | | |
| 2 | 75 | Rowe Racing / SunEnergy1 | DEU | Kenny Habul | AUS | | Thomas Jäger | DEU | | Mercedes AMG GT3 | PROAM | 1 | 2:01.879 | 5 | 2:02.787 | 4 | 2:04.677 | 3 | 2:05.753 | 2 | 2:06.992 | 8 |
| 3 | 6 | Antonelli MotorSport | ITA | Daniel Zampieri | ITA | | Alessio Rovera | ITA | | Mercedes AMG GT3 | PRO | 2 | 2:01.934 | 6 | 2:02.351 | 3 | 2:02.559 | 5 | 2:02.994 | 2 | 2:03.877 | 4 |
| 4 | 17 | Teo Martín Motorsport | ESP | Fran Rueda | ESP | | Andrés Saravia | ITA | | McLaren 720 s | PRO | 3 | 2:02.114 | 11 | 2:02.302 | 8 | 2:02.312 | 10 | 2:02.920 | 6 | 2:03.056 | 7 |
| 5 | 16 | Teo Martín Motorsport | ESP | Marcelo Hahn | BRA | | Allam Khodair | BRA | | McLaren 720 s | PROAM | 2 | 2:02.141 | 3 | 2:04.364 | 8 | 2:04.556 | 10 | 2:04.624 | 9 | 2:04.976 | 7 |
| 6 | 63 | Emil Frey Racing | CHE | Albert Costa | ESP | | Giacomo Altoè | ITA | | Lamborghini Huracan GT3 | PRO | 4 | 2:02.536 | 3 | 2:02.731 | 4 | 2:04.011 | 2 | | | | |
| 7 | 21 | Spirit of Race | ITA | Duncan Cameron | GBR | | Matt Griffin | IRE | | Ferrari 488 GT3 | PROAM | 3 | 2:02.554 | 6 | 2:02.572 | 4 | 2:02.627 | 5 | 2:02.639 | 3 | 2:03.063 | 2 |
| 8 | 14 | Emil Frey Racing | CHE | Norbert Siedler | AUT | | Mikaël Grenier | CAN | | Lamborghini Huracan GT3 | PRO | 5 | 2:02.875 | 3 | 2:10.337 | 2 | | | | | | |
| 9 | 26 | Lazarus Racing | ITA | Eliseo Martínez | ESP | | Fabio Onidi | ITA | | Lamborghini Huracan GT3 | PRO | 6 | 2:02.983 | 5 | 2:03.312 | 3 | 2:03.688 | 2 | 2:06.223 | 4 | 2:15.308 | 6 |
| 10 | 96 | Optimum Motorsport | GBR | Oliver Wilkinson | GBR | | Bradley Ellis | GBR | | Aston Martin GT3 AMR | PROAM | 4 | 2:03.095 | 9 | 2:03.815 | 8 | 2:03.832 | 7 | 2:03.845 | 6 | 2:04.055 | 5 |
| 11 | 25 | HTP Motorsport | DEU | Alexander Hrachowina | AUT | | Martin Konrad | AUT | | Mercedes AMG GT3 | AM | 1 | 2:03.254 | 13 | 2:03.799 | 12 | 2:05.641 | 9 | 2:06.104 | 4 | 2:06.131 | 6 |
| 12 | 93 | Spirit of Race / Tempesta | GBR | Christopher Froggatt | GBR | | Edward Cheever III | ITA | | Ferrari 488 GT3 | PROAM | 5 | 2:03.319 | 4 | 2:04.000 | 3 | 2:05.384 | 2 | | | | |
| 13 | 7 | Petri Corse | ITA | Petru Razvan Umbrarescu | ROU | | Jules Gounon | FRA | | Bentley Continental GT3 | PRO | 7 | 2:03.430 | 8 | 2:03.619 | 9 | 2:03.684 | 7 | 2:09.514 | 6 | 2:11.937 | 3 |
| 14 | 66 | Vincenzo Sospiri Racing | ITA | Kang Ling | CHN | | Frederik Schandorff | DNK | | Lamborghini Huracan GT3 | PROAM | 6 | 2:03.947 | 3 | 2:04.434 | 2 | 2:07.112 | 4 | 2:26.934 | 5 | | |
| 15 | 12 | Ombra Racing | ITA | Federico Leo | ITA | | Najjy Razak | MYS | | Lamborghini Huracan GT3 | PRO | 8 | 2:04.075 | 3 | 2:04.107 | 4 | 2:04.360 | 5 | 2:04.809 | 10 | 2:04.873 | 9 |
| 16 | 8 | Antonelli MotorSport | ITA | Guisepppe Cipriani | ITA | | | | | Mercedes AMG GT3 | AM | 2 | 2:04.078 | 7 | 2:04.420 | 6 | 2:05.892 | 5 | 2:06.147 | 4 | 2:09.623 | 8 |
| 17 | 9 | Antonelli MotorSport | ITA | Davide Roda | ITA | | | | | Mercedes AMG GT3 | PROAM | 7 | 2:05.039 | 6 | 2:05.715 | 5 | 2:06.227 | 4 | 2:14.508 | 3 | 2:24.420 | 2 |
| 18 | 99 | Sports and You | PRT | António Coimbra | PRT | | Luis Silva | PRT | | Mercedes AMG GT3 | AM | 3 | 2:06.320 | 8 | 2:06.691 | 4 | 2:06.867 | 7 | 2:07.692 | 3 | 2:09.751 | 2 |
| 19 | 59 | Teo Martín Motorsport | ESP | Martin Kodrić | HRV | | Henrique Chaves | PRT | | McLaren 720 s | PRO | 9 | 2:30.944 | 3 | 5:42.293 | 2 | | | | | | |





Paul Ricard
International GT Open
Free Practice - 1
Best 5 Top Speeds



Paul Ricard 5.822 m.

| Cl | Nº | Entrant/Team | Nat | Driver 1 | Nat | Status | Driver 2 | Nat | Status | Vehicle | Cat | Cl | Top 1 | | Top 2 | | Top 3 | | Top 4 | | Top 5 | | Avg |
|----|----|---------------------------|-----|-------------------------|-----|--------|---------------------|-----|--------|-------------------------|-------|----|-------|-----|-------|-----|-------|-----|-------|-----|-------|-----|-------|
| | | | | | | | | | | | | | Km/h | Lap | Km/h | Lap | Km/h | Lap | Km/h | Lap | Km/h | Lap | |
| 1 | 17 | Teo Martín Motorsport | ESP | Fran Rueda | ESP | | Andrés Saravia | ITA | GTN | McLaren 720 s | PRO | 1 | 246.5 | 6 | 246.0 | 9 | 244.8 | 8 | 243.2 | 10 | 242.1 | 5 | 244.5 |
| 2 | 26 | Lazarus Racing | ITA | Eliseo Martínez | ESP | | Fabio Onidi | ITA | | Lamborghini Huracan GT3 | PRO | 2 | 246.0 | 4 | 240.0 | 5 | 239.4 | 2 | 239.4 | 3 | 239.4 | 6 | 240.8 |
| 3 | 96 | Optimum Motorsport | GBR | Oliver Wilkinson | GBR | | Bradley Ellis | GBR | | Aston Martin GT3 AMR | PROAM | 1 | 244.8 | 7 | 244.3 | 8 | 243.7 | 5 | 243.7 | 10 | 243.2 | 4 | 244.0 |
| 4 | 21 | Spirit of Race | ITA | Duncan Cameron | GBR | | Matt Griffin | IRE | | Ferrari 488 GT3 | PROAM | 2 | 244.3 | 4 | 244.3 | 9 | 243.2 | 3 | 243.2 | 5 | 243.2 | 6 | 243.6 |
| 5 | 63 | Emil Frey Racing | CHE | Albert Costa | ESP | | Giacomo Altoè | ITA | | Lamborghini Huracan GT3 | PRO | 3 | 243.7 | 5 | 242.6 | 4 | 241.6 | 3 | 241.0 | 2 | | | 242.2 |
| 6 | 7 | Petri Corse | ITA | Petru Razvan Umbrarescu | ROU | | Jules Gounon | FRA | | Bentley Continental GT3 | PRO | 4 | 243.2 | 8 | 243.2 | 9 | 243.2 | 10 | 242.6 | 7 | 242.1 | 6 | 242.9 |
| 7 | 8 | Antonelli MotorSport | ITA | Guisepe Cipriani | ITA | | | | | Mercedes AMG GT3 | AM | 1 | 243.2 | 4 | 242.6 | 5 | 242.1 | 6 | 241.0 | 8 | 241.0 | 9 | 242.0 |
| 8 | 16 | Teo Martín Motorsport | ESP | Marcelo Hahn | BRA | | Allam Khodair | BRA | | McLaren 720 s | PROAM | 3 | 243.2 | 6 | 243.2 | 10 | 243.2 | 11 | 242.6 | 7 | 242.6 | 8 | 243.0 |
| 9 | 6 | Antonelli MotorSport | ITA | Daniel Zampieri | ITA | | Alessio Rovera | ITA | | Mercedes AMG GT3 | PRO | 5 | 242.6 | 3 | 241.6 | 10 | 241.0 | 4 | 240.5 | 6 | 240.5 | 7 | 241.2 |
| 10 | 25 | HTP Motorsport | GER | Alexander Hrachowina | AUT | | Martin Konrad | AUT | | Mercedes AMG GT3 | AM | 2 | 242.6 | 8 | 242.6 | 9 | 242.1 | 7 | 241.6 | 3 | 241.6 | 5 | 242.1 |
| 11 | 66 | Vincenzo Sospiri Racing | ITA | Kang Ling | CHN | | Frederik Schandorff | DNK | | Lamborghini Huracan GT3 | PROAM | 4 | 242.6 | 3 | 241.6 | 2 | 241.6 | 4 | 241.0 | 5 | | | 241.7 |
| 12 | 27 | Lazarus Racing | ITA | Nicola De Marco | ITA | | Nicolas Pohler | DEU | | Lamborghini Huracan GT3 | PRO | 6 | 242.1 | 2 | 240.0 | 3 | 240.0 | 4 | | | | | 240.7 |
| 13 | 75 | Rowe Racing / SunEnergy1 | DEU | Kenny Habul | AUS | | Thomas Jäger | DEU | | Mercedes AMG GT3 | PROAM | 5 | 242.1 | 11 | 241.6 | 6 | 241.0 | 4 | 241.0 | 10 | 240.5 | 3 | 241.2 |
| 14 | 9 | Antonelli MotorSport | ITA | Davide Roda | ITA | | | | | Mercedes AMG GT3 | PROAM | 6 | 241.6 | 5 | 240.0 | 6 | 239.4 | 7 | 238.9 | 4 | 237.8 | 3 | 239.5 |
| 15 | 12 | Ombra Racing | ITA | Federico Leo | ITA | | Najjy Razak | MYA | | Lamborghini Huracan GT3 | PRO | 7 | 241.6 | 4 | 241.6 | 6 | 241.6 | 9 | 241.6 | 10 | 241.6 | 11 | 241.6 |
| 16 | 93 | Spirit of Race / Tempesta | GBR | Christopher Froggatt | GBR | | Edward Cheever III | ITA | | Ferrari 488 GT3 | PROAM | 7 | 241.6 | 4 | 241.0 | 2 | 241.0 | 3 | 241.0 | 5 | | | 241.2 |
| 17 | 59 | Teo Martín Motorsport | ESP | Martin Kodrić | HRV | | Henrique Chaves | PRT | | McLaren 720 s | PRO | 8 | 241.0 | 3 | | | | | | | | | 241.0 |
| 18 | 14 | Emil Frey Racing | CHE | Norbert Siedler | AUT | | Mikaël Grenier | CAN | | Lamborghini Huracan GT3 | PRO | 9 | 240.5 | 3 | 240.5 | 4 | 240.0 | 2 | | | | | 240.3 |
| 19 | 99 | Sports and You | PRT | António Coimbra | PRT | | Luis Silva | PRT | | Mercedes AMG GT3 | AM | 3 | 240.5 | 4 | 240.0 | 5 | 239.4 | 3 | 239.4 | 8 | 238.9 | 2 | 239.6 |



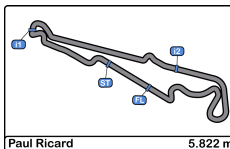


Paul Ricard
International GT Open
Free Practice - 1
Fastest Laps Sequence



| Lap | Time of Day | Session Time | Nº | Entrant/Team | Nat | Driver 1 | Nat | Status | Driver 2 | Nat | Status | Vehicle | Cat | Time | Km/h |
|-----|--------------|--------------|----|--------------------------|-----|-----------------|-----|--------|----------------|-----|--------|-------------------------|-------|-----------------|-------|
| 2 | 10:20:44.936 | 5:44.936 | 12 | Ombra Racing | ITA | Federico Leo | ITA | | Najiy Razak | MYS | | Lamborghini Huracan GT3 | PRO | 2:05.584 | 166.8 |
| 3 | 10:22:49.011 | 7:49.011 | 12 | Ombra Racing | ITA | Federico Leo | ITA | | Najiy Razak | MYS | | Lamborghini Huracan GT3 | PRO | 2:04.075 | 168.9 |
| 5 | 10:38:07.672 | 23:07.672 | 17 | Teo Martín Motorsport | ESP | Fran Rueda | ESP | | Andrés Saravia | GTM | | McLaren 720 s | PRO | 2:03.552 | 169.6 |
| 6 | 10:40:10.592 | 25:10.592 | 17 | Teo Martín Motorsport | ESP | Fran Rueda | ESP | | Andrés Saravia | GTM | | McLaren 720 s | PRO | 2:02.920 | 170.5 |
| 4 | 10:42:04.722 | 27:04.722 | 75 | Rowe Racing / SunEnergy1 | DEU | Kenny Habul | AUS | | Thomas Jäger | DEU | | Mercedes AMG GT3 | PROAM | 2:02.787 | 170.6 |
| 3 | 10:43:23.252 | 28:23.252 | 16 | Teo Martín Motorsport | ESP | Marcelo Hahn | BRA | | Allam Khodair | BRA | | McLaren 720 s | PROAM | 2:02.141 | 171.5 |
| 5 | 10:44:06.601 | 29:06.601 | 75 | Rowe Racing / SunEnergy1 | DEU | Kenny Habul | AUS | | Thomas Jäger | DEU | | Mercedes AMG GT3 | PROAM | 2:01.879 | 171.9 |
| 3 | 10:58:26.140 | 43:26.140 | 27 | Lazarus Racing | ITA | Nicola De Marco | ITA | | Nicolas Pohler | DEU | | Lamborghini Huracan GT3 | PRO | 2:01.092 | 173.0 |





Paul Ricard
International GT Open
Free Practice - 1
Event Best Maximum Speed



| Nº | Entrant/Team | Nat | Driver 1 | Nat | Status | Driver 2 | Nat | Status | Vehicle | Cat | Km/h | Session |
|----|---------------------------|-----|-------------------------|-----|--------|---------------------|-----|--------|-------------------------|-------|-------|-------------------|
| 17 | Teo Martín Motorsport | ESP | Fran Rueda | ESP | | Andrés Saravia | GTM | | McLaren 720 s | PRO | 246.5 | Free Practice - 1 |
| 26 | Lazarus Racing | ITA | Eliseo Martínez | ESP | | Fabio Onidi | ITA | | Lamborghini Huracan GT3 | PRO | 246.0 | Free Practice - 1 |
| 96 | Optimum Motorsport | GBR | Oliver Wilkinson | GBR | | Bradley Ellis | GBR | | Aston Martin GT3 AMR | PROAM | 244.8 | Free Practice - 1 |
| 21 | Spirit of Race | ITA | Duncan Cameron | GBR | | Matt Griffin | IRL | | Ferrari 488 GT3 | PROAM | 244.3 | Free Practice - 1 |
| 63 | Emil Frey Racing | CHE | Albert Costa | ESP | | Giacomo Altoè | ITA | | Lamborghini Huracan GT3 | PRO | 243.7 | Free Practice - 1 |
| 8 | Antonelli MotorSport | ITA | Guisepe Cipriani | ITA | | | | | Mercedes AMG GT3 | AM | 243.2 | Free Practice - 1 |
| 16 | Teo Martín Motorsport | ESP | Marcelo Hahn | BRA | | Allam Khodair | BRA | | McLaren 720 s | PROAM | 243.2 | Free Practice - 1 |
| 7 | Petri Corse | ITA | Petru Razvan Umbrurescu | ROU | | Jules Gounon | FRF | | Bentley Continental GT3 | PRO | 243.2 | Free Practice - 1 |
| 25 | HTP Motorsport | DEU | Alexander Hrachowina | AUT | | Martin Konrad | AUT | | Mercedes AMG GT3 | AM | 242.6 | Free Practice - 1 |
| 6 | Antonelli MotorSport | ITA | Daniel Zampieri | ITA | | Alessio Rovera | ITA | | Mercedes AMG GT3 | PRO | 242.6 | Free Practice - 1 |
| 66 | Vincenzo Sospiri Racing | ITA | Kang Ling | CHN | | Frederik Schandorff | DNK | | Lamborghini Huracan GT3 | PROAM | 242.6 | Free Practice - 1 |
| 27 | Lazarus Racing | ITA | Nicola De Marco | ITA | | Nicolas Pohler | DEU | | Lamborghini Huracan GT3 | PRO | 242.1 | Free Practice - 1 |
| 75 | Rowe Racing / SunEnergy1 | DEU | Kenny Habul | AUS | | Thomas Jäger | DEU | | Mercedes AMG GT3 | PROAM | 242.1 | Free Practice - 1 |
| 12 | Ombra Racing | ITA | Federico Leo | ITA | | Najjy Razak | MYS | | Lamborghini Huracan GT3 | PRO | 241.6 | Free Practice - 1 |
| 9 | Antonelli MotorSport | ITA | Davide Roda | ITA | | | | | Mercedes AMG GT3 | PROAM | 241.6 | Free Practice - 1 |
| 93 | Spirit of Race / Tempesta | GBR | Christopher Froggatt | GBR | | Edward Cheever III | ITA | | Ferrari 488 GT3 | PROAM | 241.6 | Free Practice - 1 |
| 59 | Teo Martín Motorsport | ESP | Martin Kodrić | HRV | | Henrique Chaves | PRT | | McLaren 720 s | PRO | 241.0 | Free Practice - 1 |
| 99 | Sports and You | PRT | António Coimbra | PRT | | Luis Silva | PRT | | Mercedes AMG GT3 | AM | 240.5 | Free Practice - 1 |
| 14 | Emil Frey Racing | CHE | Norbert Siedler | AUT | | Mikaël Grenier | CAN | | Lamborghini Huracan GT3 | PRO | 240.5 | Free Practice - 1 |





Paul Ricard
International GT Open
Free Practice - 1
Pit Stop Analysis



7 Petru Razvan Umbrurescu PRO Petri Corse
 Jules Gounon Bentley Continental GT3

| Nr. | In Day Time | In Time | Out Time | Pit Time | T. Pit Time | Handicap | Penalty |
|-----|--------------|--------------|--------------|----------|-------------|----------|---------|
| 1 | 10:46:03.064 | 10:46:03.064 | 10:50:53.256 | 4:50.192 | 4:50.192 | | |

8 Guiseppe Cipriani AM Antonelli MotorSport
 Mercedes AMG GT3

| Nr. | In Day Time | In Time | Out Time | Pit Time | T. Pit Time | Handicap | Penalty |
|-----|--------------|--------------|--------------|----------|-------------|----------|---------|
| 1 | 10:45:59.466 | 10:45:59.466 | 10:49:05.504 | 3:06.038 | 3:06.038 | | |

9 Davide Roda PROAM Antonelli MotorSport
 Mercedes AMG GT3

| Nr. | In Day Time | In Time | Out Time | Pit Time | T. Pit Time | Handicap | Penalty |
|-----|--------------|--------------|--------------|----------|-------------|----------|---------|
| 1 | 10:42:37.018 | 10:42:37.018 | 10:45:03.838 | 2:26.820 | 2:26.820 | | |

12 Federico Leo PRO Ombra Racing
 Najiy Razak Lamborghini Huracan GT3 EVO

| Nr. | In Day Time | In Time | Out Time | Pit Time | T. Pit Time | Handicap | Penalty |
|-----|--------------|--------------|--------------|-----------|-------------|----------|---------|
| 1 | 10:29:04.178 | 10:29:04.178 | 10:34:14.439 | 5:10.261 | 5:10.261 | | |
| 2 | 10:44:47.179 | 10:44:47.179 | 10:54:57.283 | 10:10.104 | 15:20.365 | | |

16 Marcelo Hahn PROAM Teo Martin Motorsport
 Allam Khodair McLaren 720 s

| Nr. | In Day Time | In Time | Out Time | Pit Time | T. Pit Time | Handicap | Penalty |
|-----|--------------|--------------|--------------|----------|-------------|----------|---------|
| 1 | 10:38:50.976 | 10:38:50.976 | 10:39:16.959 | 25.983 | 25.983 | | |
| 2 | 10:45:27.641 | 10:45:27.641 | 10:49:14.929 | 3:47.288 | 4:13.271 | | |

17 Fran Rueda PRO Teo Martin Motorsport
 Andrés Saravia McLaren 720 s

| Nr. | In Day Time | In Time | Out Time | Pit Time | T. Pit Time | Handicap | Penalty |
|-----|--------------|--------------|--------------|----------|-------------|----------|---------|
| 1 | 10:21:48.137 | 10:21:48.137 | 10:24:17.511 | 2:29.374 | 2:29.374 | | |
| 2 | 10:26:31.882 | 10:26:31.882 | 10:33:59.470 | 7:27.588 | 9:56.962 | | |

25 Alexander Hrachowina AM HTP Motorsport
 Martin Konrad Mercedes AMG GT3

| Nr. | In Day Time | In Time | Out Time | Pit Time | T. Pit Time | Handicap | Penalty |
|-----|--------------|--------------|--------------|----------|-------------|----------|---------|
| 1 | 10:48:24.463 | 10:48:24.463 | 10:52:06.043 | 3:41.580 | 3:41.580 | | |

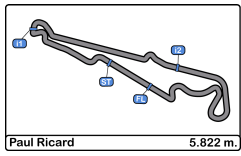
75 Kenny Habul PROAM Rowe Racing / SunEnergy1 Racing
 Thomas Jäger Mercedes AMG GT3

| Nr. | In Day Time | In Time | Out Time | Pit Time | T. Pit Time | Handicap | Penalty |
|-----|--------------|--------------|--------------|----------|-------------|----------|---------|
| 1 | 10:46:08.281 | 10:46:08.281 | 10:49:03.714 | 2:55.433 | 2:55.433 | | |

99 António Coimbra AM Sports and You
 Luis Silva Mercedes AMG GT3

| Nr. | In Day Time | In Time | Out Time | Pit Time | T. Pit Time | Handicap | Penalty |
|-----|--------------|--------------|--------------|-----------|-------------|----------|---------|
| 1 | 10:34:15.603 | 10:34:15.603 | 10:50:44.645 | 16:29.042 | 16:29.042 | | |

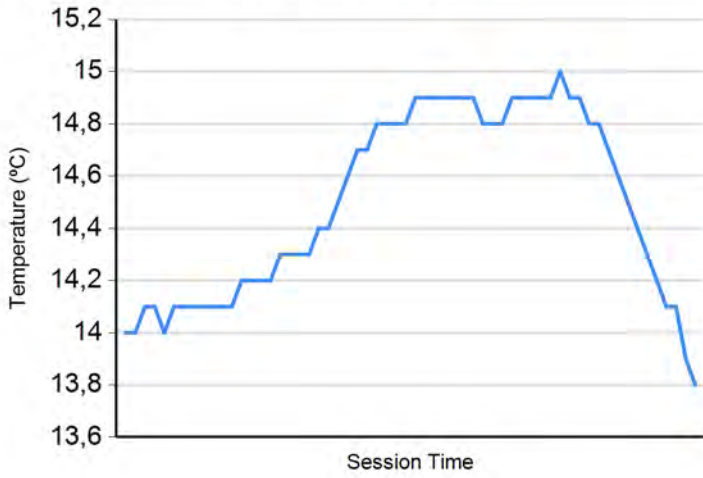




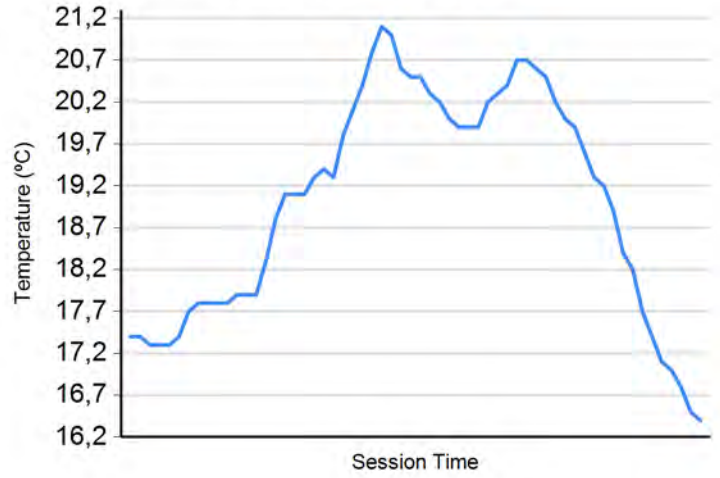
Paul Ricard
International GT Open
Free Practice - 1
Weather Report



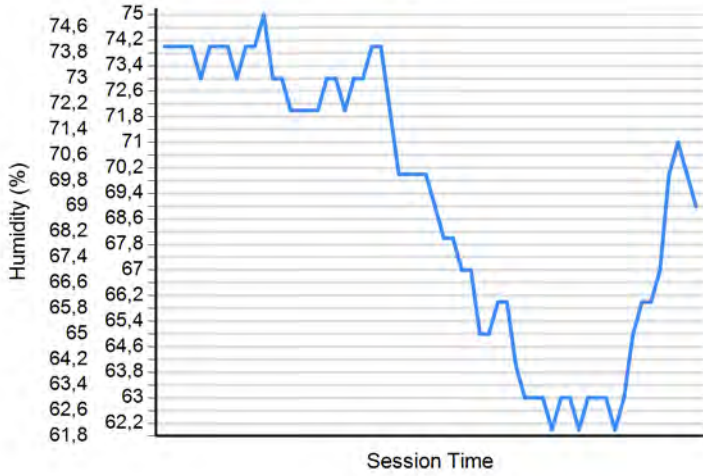
Air Temperature



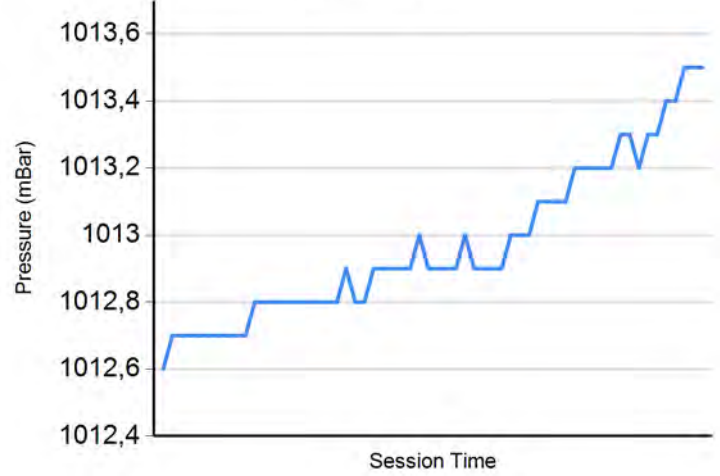
Track Temperature



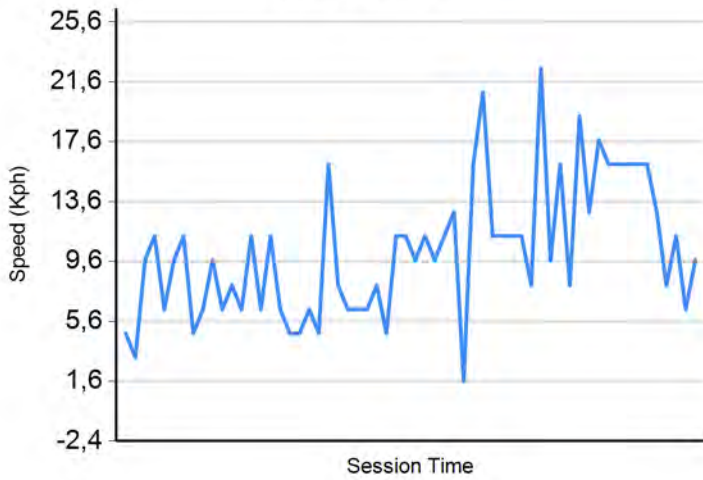
Humidity



Pressure

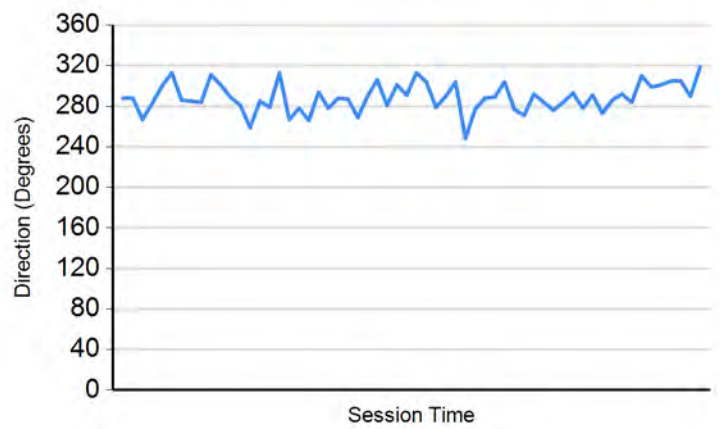


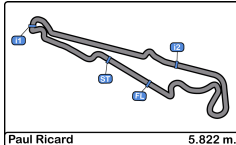
Wind Speed



Wind direction

North = 0°/360° Est = 90° South = 180° West = 270°





Paul Ricard
International GT Open
Free Practice - 2
Provisional Results



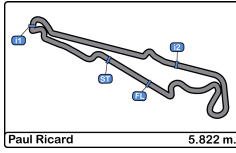
| Cls | Nº | Entrant/Team | Nat | Driver 1 | Nat | Driver 2 | Nat | Vehicle | Cat | Cls | Laps | Best | Time | Gap | Interval | Km/h |
|-----|----|----------------------------|-----|-------------------------|-----|---------------------|-----|-----------------------------|-------|-----|------|------|----------|-------|----------|-------|
| 1 | 20 | SPS Automotive Performance | DEU | Valentin Pierburg | DEU | Tom Onslow-Cole | GBR | Mercedes AMG GT3 | PROAM | 1 | 15 | 9 | 1:59.670 | | | 175.1 |
| 2 | 16 | Teo Martín Motorsport | ESP | Marcelo Hahn | BRA | Allam Khodair | BRA | McLaren 720 s | PROAM | 2 | 17 | 11 | 2:00.842 | 1.172 | 1.172 | 173.4 |
| 3 | 10 | SPS Automotive Performance | DEU | Miguel Ramos | PRT | Fabrizio Crestani | ITA | Mercedes AMG GT3 | PRO | 1 | 16 | 7 | 2:01.066 | 1.396 | 0.224 | 173.1 |
| 4 | 6 | Antonelli MotorSport | ITA | Daniel Zampieri | ITA | Alessio Rovera | ITA | Mercedes AMG GT3 | PRO | 2 | 20 | 13 | 2:01.115 | 1.445 | 0.049 | 173.0 |
| 5 | 17 | Teo Martín Motorsport | ESP | Fran Rueda | ESP | Andrés Saravia | GTM | McLaren 720 s | PRO | 3 | 22 | 16 | 2:01.233 | 1.563 | 0.118 | 172.8 |
| 6 | 63 | Emil Frey Racing | CHE | Albert Costa | ESP | Giacomo Altoè | ITA | Lamborghini Huracan GT3 EVO | PRO | 4 | 21 | 17 | 2:01.481 | 1.811 | 0.248 | 172.5 |
| 7 | 90 | Raton Racing by Target | ITA | Alberto Di Folco | ITA | Christoph Lenz | CHE | Lamborghini Huracan GT3 EVO | PROAM | 3 | 19 | 19 | 2:01.668 | 1.998 | 0.187 | 172.2 |
| 8 | 93 | Spirit of Race / Tempesta | GBR | Christopher Froggatt | GBR | Edward Cheever III | ITA | Ferrari 488 GT3 | PROAM | 4 | 16 | 9 | 2:01.930 | 2.260 | 0.262 | 171.8 |
| 9 | 14 | Emil Frey Racing | CHE | Norbert Siedler | AUT | Mikaël Grenier | CAN | Lamborghini Huracan GT3 EVO | PRO | 5 | 20 | 4 | 2:02.006 | 2.336 | 0.076 | 171.7 |
| 10 | 26 | Lazarus Racing | ITA | Eliseo Martínez | ESP | Fabio Onidi | ITA | Lamborghini Huracan GT3 | PRO | 6 | 21 | 18 | 2:02.079 | 2.409 | 0.073 | 171.6 |
| 11 | 75 | Rowe Racing / SunEnergy1 | DEU | Kenny Habul | AUS | Thomas Jäger | DEU | Mercedes AMG GT3 | PROAM | 5 | 20 | 3 | 2:02.127 | 2.457 | 0.048 | 171.6 |
| 12 | 7 | Petri Corse | ITA | Petru Razvan Umbrurescu | ROU | Jules Gounon | FRA | Bentley Continental GT3 | PRO | 7 | 17 | 5 | 2:02.136 | 2.466 | 0.009 | 171.6 |
| 13 | 96 | Optimum Motorsport | GBR | Oliver Wilkinson | GBR | Bradley Ellis | GBR | Aston Martin GT3 AMR MY2019 | PROAM | 6 | 17 | 8 | 2:02.136 | 2.466 | 0.000 | 171.6 |
| 14 | 19 | Raton Racing by Target | ITA | Jiatong Liang | CHN | Raffaele Giammaria | ITA | Lamborghini Huracan GT3 EVO | PROAM | 7 | 18 | 13 | 2:02.144 | 2.474 | 0.008 | 171.5 |
| 15 | 21 | Spirit of Race | ITA | Duncan Cameron | GBR | Matt Griffin | IRL | Ferrari 488 GT3 | PROAM | 8 | 13 | 13 | 2:02.220 | 2.550 | 0.076 | 171.4 |
| 16 | 8 | Antonelli MotorSport | ITA | Giuseppe Cipriani | ITA | | | Mercedes AMG GT3 | AM | 1 | 13 | 12 | 2:02.260 | 2.590 | 0.040 | 171.4 |
| 17 | 66 | Vincenzo Sospiri Racing | ITA | Kang Ling | CHN | Frederik Schandorff | DNK | Lamborghini Huracan GT3 | PROAM | 9 | 20 | 18 | 2:02.359 | 2.689 | 0.099 | 171.2 |
| 18 | 27 | Lazarus Racing | ITA | Nicola De Marco | ITA | Nicolas Pohler | DEU | Lamborghini Huracan GT3 | PRO | 8 | 18 | 18 | 2:02.653 | 2.983 | 0.294 | 170.8 |
| 19 | 25 | HTP Motorsport | DEU | Alexander Hrachowina | AUT | Martin Konrad | AUT | Mercedes AMG GT3 | AM | 2 | 18 | 3 | 2:03.030 | 3.360 | 0.377 | 170.3 |
| 20 | 9 | Antonelli MotorSport | ITA | Davide Roda | ITA | | | Mercedes AMG GT3 | AM | 3 | 9 | 9 | 2:03.078 | 3.408 | 0.048 | 170.2 |
| 21 | 99 | Sports and You | PRT | António Coimbra | PRT | Luis Silva | PRT | Mercedes AMG GT3 | AM | 4 | 20 | 13 | 2:03.353 | 3.683 | 0.275 | 169.9 |
| 22 | 12 | Ombra Racing | ITA | Federico Leo | ITA | Najiy Razak | MYA | Lamborghini Huracan GT3 EVO | PRO | 9 | 4 | 3 | 2:04.509 | 4.839 | 1.156 | 168.3 |

Published at:.....

Track Temp: 34.8 °C Air Temp: 16.6 °C Humidity: 44 % Track Status: DRY

| | | |
|------------------|-----------------------|--------------------|
| Stewards: | Race Director: | Timekeeper: |
|------------------|-----------------------|--------------------|





Paul Ricard
International GT Open
Free Practice - 2
Provisional Results by Class



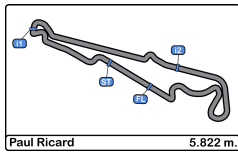
| Cls | Nº | Entrant/Team | Nat | Driver 1 | Nat | Status | Driver 2 | Nat | Status | Vehicle | Cat | Cls | Laps | Best | Time | Gap | Interval | Km/h | |
|--------------|----|----------------------------|-----|-----------------------|-----|--------|---------------------|-----|--------|-----------------------------|-------|-----|------|------|----------|-------|----------|------|-------|
| PRO | | | | | | | | | | | | | | | | | | | |
| 1 | 10 | SPS Automotive Performance | DEU | Miguel Ramos | PRT | | Fabrizio Crestani | ITA | | Mercedes AMG GT3 | PRO | 1 | 16 | 7 | 2:01.066 | | | | 173.1 |
| 2 | 6 | Antonelli MotorSport | ITA | Daniel Zampieri | ITA | | Alessio Rovera | ITA | | Mercedes AMG GT3 | PRO | 2 | 20 | 13 | 2:01.115 | 0.049 | 0.049 | | 173.0 |
| 3 | 17 | Teo Martín Motorsport | ESP | Fran Rueda | ESP | | Andrés Saravia | GTM | | McLaren 720 s | PRO | 3 | 22 | 16 | 2:01.233 | 0.167 | 0.118 | | 172.8 |
| 4 | 63 | Emil Frey Racing | CHE | Albert Costa | ESP | | Giacomo Altoè | ESP | | Lamborghini Huracan GT3 EVO | PRO | 4 | 21 | 17 | 2:01.481 | 0.415 | 0.248 | | 172.5 |
| 5 | 14 | Emil Frey Racing | CHE | Norbert Siedler | AUT | | Mikaël Grenier | CAN | | Lamborghini Huracan GT3 EVO | PRO | 5 | 20 | 4 | 2:02.006 | 0.940 | 0.525 | | 171.7 |
| 6 | 26 | Lazarus Racing | ITA | Eliseo Martínez | ESP | | Fabio Onidi | ITA | | Lamborghini Huracan GT3 | PRO | 6 | 21 | 18 | 2:02.079 | 1.013 | 0.073 | | 171.6 |
| 7 | 7 | Petri Corse | ITA | Petru Razvan Umbrascu | ROU | | Jules Gounon | FRA | | Bentley Continental GT3 | PRO | 7 | 17 | 5 | 2:02.136 | 1.070 | 0.057 | | 171.6 |
| 8 | 27 | Lazarus Racing | ITA | Nicola De Marco | ITA | | Nicolas Pohler | DEU | | Lamborghini Huracan GT3 | PRO | 8 | 18 | 18 | 2:02.653 | 1.587 | 0.517 | | 170.8 |
| 9 | 12 | Ombra Racing | ITA | Federico Leo | ITA | | Najiy Razak | MYS | | Lamborghini Huracan GT3 EVO | PRO | 9 | 4 | 3 | 2:04.509 | 3.443 | 1.856 | | 168.3 |
| PROAM | | | | | | | | | | | | | | | | | | | |
| 1 | 20 | SPS Automotive Performance | DEU | Valentin Pierburg | DEU | | Tom Onslow-Cole | GBR | | Mercedes AMG GT3 | PROAM | 1 | 15 | 9 | 1:59.670 | | | | 175.1 |
| 2 | 16 | Teo Martín Motorsport | ESP | Marcelo Hahn | BRA | | Allam Khodair | BRA | | McLaren 720 s | PROAM | 2 | 17 | 11 | 2:00.842 | 1.172 | 1.172 | | 173.4 |
| 3 | 90 | Raton Racing by Target | ITA | Alberto Di Folco | ITA | | Christoph Lenz | CHE | | Lamborghini Huracan GT3 EVO | PROAM | 3 | 19 | 19 | 2:01.668 | 1.998 | 0.826 | | 172.2 |
| 4 | 93 | Spirit of Race / Tempesta | GBR | Christopher Froggatt | GBR | | Edward Cheever III | ITA | | Ferrari 488 GT3 | PROAM | 4 | 16 | 9 | 2:01.930 | 2.260 | 0.262 | | 171.8 |
| 5 | 75 | Rowe Racing / SunEnergy1 | DEU | Kenny Habul | AUS | | Thomas Jäger | DEU | | Mercedes AMG GT3 | PROAM | 5 | 20 | 3 | 2:02.127 | 2.457 | 0.197 | | 171.6 |
| 6 | 96 | Optimum Motorsport | GBR | Oliver Wilkinson | GBR | | Bradley Ellis | GBR | | Aston Martin GT3 AMR MY2019 | PROAM | 6 | 17 | 8 | 2:02.136 | 2.466 | 0.009 | | 171.6 |
| 7 | 19 | Raton Racing by Target | ITA | Jiatong Liang | CHN | | Raffaele Giammaria | ITA | | Lamborghini Huracan GT3 EVO | PROAM | 7 | 18 | 13 | 2:02.144 | 2.474 | 0.008 | | 171.5 |
| 8 | 21 | Spirit of Race | ITA | Duncan Cameron | GBR | | Matt Griffin | IRL | | Ferrari 488 GT3 | PROAM | 8 | 13 | 13 | 2:02.220 | 2.550 | 0.076 | | 171.4 |
| 9 | 66 | Vincenzo Sospiri Racing | ITA | Kang Ling | CHN | | Frederik Schandorff | DNK | | Lamborghini Huracan GT3 | PROAM | 9 | 20 | 18 | 2:02.359 | 2.689 | 0.139 | | 171.2 |
| AM | | | | | | | | | | | | | | | | | | | |
| 1 | 8 | Antonelli MotorSport | ITA | Giuseppe Cipriani | ITA | | | | | Mercedes AMG GT3 | AM | 1 | 13 | 12 | 2:02.260 | | | | 171.4 |
| 2 | 25 | HTP Motorsport | DEU | Alexander Hrachowina | AUT | | Martin Konrad | AUT | | Mercedes AMG GT3 | AM | 2 | 18 | 3 | 2:03.030 | 0.770 | 0.770 | | 170.3 |
| 3 | 9 | Antonelli MotorSport | ITA | Davide Roda | ITA | | | | | Mercedes AMG GT3 | AM | 3 | 9 | 9 | 2:03.078 | 0.818 | 0.048 | | 170.2 |
| 4 | 99 | Sports and You | PRT | António Coimbra | PRT | | Luis Silva | PRT | | Mercedes AMG GT3 | AM | 4 | 20 | 13 | 2:03.353 | 1.093 | 0.275 | | 169.9 |

Published at:.....

Track Temp: 34.8 °C Air Temp: 16.6 °C Humidity: 44 % Track Status: DRY

| | | |
|------------------|-----------------------|--------------------|
| Stewards: | Race Director: | Timekeeper: |
|------------------|-----------------------|--------------------|





Paul Ricard
International GT Open
Free Practice - 2
Lap Analysis



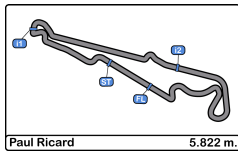
| 6 | | | | | | | 8 | | | | | | | | |
|---|---|--------------|--------------|----------|-----------|--------|--------------------------------------|-----|---|--------------|--------------|----------|-----------|--------|--------------|
| 1 Daniel Zampieri Mercedes AMG GT3 | | | | | | | 1 Giuseppe Cipriani Mercedes AMG GT3 | | | | | | | | |
| PRO 2 Alessio Rovera Antonelli MotorSport | | | | | | | AM 2 Antonelli MotorSport | | | | | | | | |
| Lap | D | Time | Sector 1 | Sector 2 | Sector 3 | T. Spd | Elapsed | Lap | D | Time | Sector 1 | Sector 2 | Sector 3 | T. Spd | Elapsed |
| 1 | | 14:33:18.189 | 14:31:42.224 | 38.305 | 57.660 | | 14:33:18.189 | 1 | | 14:34:31.411 | 14:32:59.680 | 38.252 | 53.479 | | 14:34:31.411 |
| 2 | | 2:02.771 | 34.094 | 36.916 | 51.761 | 240.0 | 14:35:20.960 | 2 | | 2:04.928 | 34.961 | 37.701 | 52.266 | 239.4 | 14:36:36.339 |
| 3 | | 2:03.161 | 33.950 | 37.456 | 51.755 | 242.1 | 14:37:24.121 | 3 | | 2:03.816 | 34.299 | 37.183 | 52.334 | 240.5 | 14:38:40.155 |
| 4 | | 2:03.295 | 34.070 | 37.140 | 52.085 | 241.6 | 14:39:27.416 | 4 | | 17:22.770 P | 39.640 | 48.025 | 15:55.105 | 237.8 | 14:56:02.925 |
| 5 | | 14:15.361 P | 39.232 | 38.942 | 12:57.187 | 242.1 | 14:53:42.777 | 5 | | 2:22.789 | 51.768 | 37.586 | 53.435 | | 14:58:25.714 |
| 6 | | 2:22.801 | 53.044 | 37.855 | 51.902 | | 14:56:05.578 | 6 | | 2:03.489 | 34.398 | 36.995 | 52.096 | 240.0 | 15:00:29.203 |
| 7 | | 2:02.394 | 33.894 | 36.960 | 51.540 | 242.1 | 14:58:07.972 | 7 | | 2:03.203 | 34.275 | 37.180 | 51.748 | 241.6 | 15:02:32.406 |
| 8 | | 2:01.981 | 33.709 | 36.700 | 51.572 | 240.5 | 15:00:09.953 | 8 | | 2:03.079 | 33.922 | 37.085 | 52.072 | 243.7 | 15:04:35.485 |
| 9 | | 2:01.663 | 33.654 | 36.756 | 51.253 | 240.5 | 15:02:11.616 | 9 | | 2:09.279 | 33.980 | 38.643 | 56.656 | 243.2 | 15:06:44.764 |
| 10 | | 2:01.380 | 33.570 | 36.751 | 51.059 | 241.6 | 15:04:12.996 | 10 | | 2:07.146 | 34.051 | 37.923 | 55.172 | 242.6 | 15:08:51.910 |
| 11 | | 2:01.122 | 33.473 | 36.713 | 50.936 | 241.6 | 15:06:14.118 | 11 | | 2:02.574 | 33.933 | 36.726 | 51.915 | 243.7 | 15:10:54.484 |
| 12 | | 2:14.043 | 42.972 | 38.671 | 52.400 | 241.0 | 15:08:28.161 | 12 | | 2:02.260 | 33.774 | 36.854 | 51.632 | 243.2 | 15:12:56.744 |
| 13 | | 2:01.115 | 33.283 | 36.674 | 51.158 | 242.6 | 15:10:29.276 | 13 | | 8:39.720 P | 34.127 | 35.533 | 7:30.060 | 242.1 | 15:21:36.464 |
| 14 | | 5:19.686 P | 33.263 | 36.654 | 4:09.769 | 242.6 | 15:15:48.962 | 14 | | | 50.431 | 44.970 | | | |
| 15 | | 2:19.211 | 50.701 | 37.005 | 51.505 | | 15:18:08.173 | | | | | | | | |
| 16 | | 2:03.624 | 33.805 | 36.961 | 52.858 | 241.0 | 15:20:11.797 | | | | | | | | |
| 17 | | 2:06.804 | 33.508 | 36.690 | 56.606 | 241.0 | 15:22:18.601 | | | | | | | | |
| 18 | | 2:02.979 | 33.775 | 37.415 | 51.789 | 240.0 | 15:24:21.580 | | | | | | | | |
| 19 | | 3:48.482 P | 33.713 | 37.273 | 2:37.496 | 243.2 | 15:28:10.062 | | | | | | | | |
| 20 | | 2:18.483 | 50.053 | 36.920 | 51.510 | | 15:30:28.545 | | | | | | | | |
| 21 | | | 36.107 | 43.380 | | 242.1 | | | | | | | | | |

| 7 | | | | | | | |
|---|---|----------------|--------------|----------|-----------|--------|--------------|
| 1 Petru Razvan Umbrarescu Bentley Continental GT3 | | | | | | | |
| PRO 2 Jules Gounon Petri Corse | | | | | | | |
| Lap | D | Time | Sector 1 | Sector 2 | Sector 3 | T. Spd | Elapsed |
| 1 | | 14:53:14.876 P | 14:33:50.939 | 41.960 | 18:41.977 | | 14:53:14.876 |
| 2 | | 2:23.376 | 52.317 | 37.745 | 53.314 | | 14:55:38.252 |
| 3 | | 2:03.310 | 33.923 | 37.102 | 52.285 | 245.4 | 14:57:41.562 |
| 4 | | 2:03.124 | 33.838 | 36.904 | 52.382 | 244.3 | 14:59:44.686 |
| 5 | | 2:02.136 | 33.614 | 36.603 | 51.919 | 245.4 | 15:01:46.822 |
| 6 | | 4:34.688 P | 33.709 | 36.558 | 3:24.421 | 244.3 | 15:06:21.510 |
| 7 | | 2:28.777 | 56.760 | 37.537 | 54.480 | | 15:08:50.287 |
| 8 | | 2:06.273 | 34.682 | 37.414 | 54.177 | 245.4 | 15:10:56.560 |
| 9 | | 2:08.032 | 34.702 | 38.263 | 55.067 | 246.5 | 15:13:04.592 |
| 10 | | 2:05.579 | 34.520 | 37.224 | 53.835 | 247.1 | 15:15:10.171 |
| 11 | | 2:04.385 | 34.311 | 37.030 | 53.044 | 245.4 | 15:17:14.556 |
| 12 | | 2:04.360 | 34.759 | 36.855 | 52.746 | 244.3 | 15:19:18.916 |
| 13 | | 2:04.146 | 34.365 | 36.917 | 52.864 | 243.2 | 15:21:23.062 |
| 14 | | 2:03.670 | 34.102 | 36.941 | 52.627 | 246.0 | 15:23:26.732 |
| 15 | | 2:03.561 | 34.214 | 36.879 | 52.468 | 245.4 | 15:25:30.293 |
| 16 | | 2:03.676 | 34.487 | 36.782 | 52.407 | 246.0 | 15:27:33.969 |
| 17 | | 2:03.567 | 34.065 | 36.877 | 52.625 | 244.8 | 15:29:37.536 |
| 18 | | | 34.059 | 37.271 | | 246.5 | |

| 9 | | | | | | | |
|--------------------------------|---|--------------|--------------|----------|-----------|--------|--------------|
| 1 Davide Roda Mercedes AMG GT3 | | | | | | | |
| AM 2 Antonelli MotorSport | | | | | | | |
| Lap | D | Time | Sector 1 | Sector 2 | Sector 3 | T. Spd | Elapsed |
| 1 | | 14:35:04.080 | 14:33:31.419 | 39.658 | 53.003 | | 14:35:04.080 |
| 2 | | 2:04.813 | 34.665 | 37.170 | 52.978 | 240.5 | 14:37:08.893 |
| 3 | | 2:04.267 | 34.486 | 37.244 | 52.537 | 238.9 | 14:39:13.160 |
| 4 | | 15:04.908 P | 34.613 | 36.948 | 13:53.347 | 238.4 | 14:54:18.068 |
| 5 | | 2:24.074 | 51.745 | 38.253 | 54.076 | | 14:56:42.142 |
| 6 | | 2:04.408 | 34.628 | 37.218 | 52.562 | 238.4 | 14:58:46.550 |
| 7 | | 2:04.286 | 34.561 | 37.139 | 52.586 | 238.9 | 15:00:50.836 |
| 8 | | 2:03.532 | 34.339 | 37.032 | 52.161 | 238.9 | 15:02:54.368 |
| 9 | | 2:03.078 | 34.250 | 36.891 | 51.937 | 242.1 | 15:04:57.446 |
| 10 | | | 35.061 | 42.136 | | 240.5 | |

| 10 | | | | | | | |
|--|---|----------------|--------------|----------|-----------|--------|--------------|
| 1 Miguel Ramos Mercedes AMG GT3 | | | | | | | |
| PRO 2 Fabrizio Crestani SPS Automotive Performance | | | | | | | |
| Lap | D | Time | Sector 1 | Sector 2 | Sector 3 | T. Spd | Elapsed |
| 1 | | 14:54:08.849 P | 14:41:13.340 | 57.043 | 11:58.466 | | 14:54:08.849 |
| 2 | | 2:20.708 | 51.323 | 37.790 | 51.595 | | 14:56:29.557 |
| 3 | | 2:01.514 | 33.677 | 36.738 | 51.099 | 239.4 | 14:58:31.071 |
| 4 | | 2:01.069 | 33.584 | 36.424 | 51.061 | 241.0 | 15:00:32.140 |
| 5 | | 2:05.125 | 33.471 | 36.415 | 55.239 | 242.6 | 15:02:37.265 |
| 6 | | 2:01.068 | 33.509 | 36.483 | 51.076 | 241.0 | 15:04:38.333 |
| 7 | | 2:01.066 | 33.457 | 36.400 | 51.209 | 240.0 | 15:06:39.399 |
| 8 | | 4:27.689 P | 35.199 | 38.838 | 3:13.652 | 242.6 | 15:11:07.088 |
| 9 | | 2:23.409 | 52.605 | 37.648 | 53.156 | | 15:13:30.497 |
| 10 | | 2:03.192 | 34.052 | 37.171 | 51.969 | 240.5 | 15:15:33.689 |
| 11 | | 2:01.864 | 33.580 | 36.624 | 51.660 | 240.5 | 15:17:35.553 |
| 12 | | 2:01.451 | 33.477 | 36.555 | 51.419 | 238.9 | 15:19:37.004 |
| 13 | | 2:01.500 | 33.556 | 36.556 | 51.388 | 237.8 | 15:21:38.504 |
| 14 | | 3:52.015 P | 33.970 | 36.872 | 2:41.173 | 241.6 | 15:25:30.519 |
| 15 | | 2:23.273 | 51.250 | 37.046 | 54.977 | | 15:27:53.792 |
| 16 | | 2:01.074 | 33.326 | 36.656 | 51.092 | 240.5 | 15:29:54.866 |
| 17 | | | 34.723 | 42.415 | | 242.1 | |





Paul Ricard
International GT Open
Free Practice - 2
Lap Analysis



| 12 | | | | | | | |
|----------------|---|--------------|-----------------------------|----------|----------|--------|--------------|
| 1 Federico Leo | | | Lamborghini Huracan GT3 EVO | | | | |
| PRO | | | 2 Najiy Razak | | | | |
| | | | Ombra Racing | | | | |
| Lap | D | Time | Sector 1 | Sector 2 | Sector 3 | T. Spd | Elapsed |
| 1 | | 14:33:12.817 | 14:31:41.179 | 38.041 | 53.597 | | 14:33:12.817 |
| 2 | | 2:06.028 | 34.800 | 38.368 | 52.860 | 238.9 | 14:35:18.845 |
| 3 | | 2:04.509 | 34.620 | 37.071 | 52.818 | 241.0 | 14:37:23.354 |
| 4 | | 2:05.516 | 34.467 | 38.584 | 52.465 | 240.0 | 14:39:28.870 |
| 5 | | | 34.219 | | | 242.6 | |

| 14 | | | | | | | |
|-------------------|---|--------------|-----------------------------|----------|-----------|--------|--------------|
| 1 Norbert Siedler | | | Lamborghini Huracan GT3 EVO | | | | |
| PRO | | | 2 Mikaël Grenier | | | | |
| | | | Emil Frey Racing | | | | |
| Lap | D | Time | Sector 1 | Sector 2 | Sector 3 | T. Spd | Elapsed |
| 1 | | 14:34:21.255 | 14:32:48.360 | 38.644 | 54.251 | | 14:34:21.255 |
| 2 | | 2:03.124 | 34.075 | 36.777 | 52.272 | 241.0 | 14:36:24.379 |
| 3 | | 2:02.235 | 33.649 | 36.787 | 51.799 | 241.6 | 14:38:26.614 |
| 4 | | 2:02.006 | 33.601 | 36.665 | 51.740 | 241.0 | 14:40:28.620 |
| 5 | | 14:47.602 P | 35.340 | 42.827 | 13:29.435 | 243.2 | 14:55:16.222 |
| 6 | | 2:21.153 | 51.129 | 37.449 | 52.575 | | 14:57:37.375 |
| 7 | | 2:03.027 | 34.102 | 36.898 | 52.027 | 240.0 | 14:59:40.402 |
| 8 | | 2:02.852 | 34.021 | 36.795 | 52.036 | 241.0 | 15:01:43.254 |
| 9 | | 2:02.879 | 34.082 | 36.778 | 52.019 | 240.5 | 15:03:46.133 |
| 10 | | 2:07.364 | 34.046 | 36.750 | 56.568 | 241.0 | 15:05:53.497 |
| 11 | | 2:02.418 | 33.899 | 36.819 | 51.700 | 240.5 | 15:07:55.915 |
| 12 | | 2:02.594 | 33.821 | 36.844 | 51.929 | 241.6 | 15:09:58.509 |
| 13 | | 2:03.498 | 33.838 | 36.925 | 52.735 | 242.1 | 15:12:02.007 |
| 14 | | 2:02.210 | 33.649 | 36.731 | 51.830 | 241.0 | 15:14:04.217 |
| 15 | | 2:02.541 | 33.644 | 36.865 | 52.032 | 241.6 | 15:16:06.758 |
| 16 | | 3:00.611 P | 34.344 | 37.114 | 1:49.153 | 241.0 | 15:19:07.369 |
| 17 | | 2:18.781 | 50.015 | 36.864 | 51.902 | | 15:21:26.150 |
| 18 | | 2:02.517 | 33.745 | 37.035 | 51.737 | 241.6 | 15:23:28.667 |
| 19 | | 2:58.482 P | 33.541 | 36.884 | 1:48.057 | 241.6 | 15:26:27.149 |
| 20 | | 2:20.442 | 50.685 | 37.173 | 52.584 | | 15:28:47.591 |
| 21 | | | 33.684 | 36.787 | | 241.0 | |

| 16 | | | | | | | |
|----------------|---|----------------|-----------------------|----------|----------|--------|--------------|
| 1 Marcelo Hahn | | | McLaren 720 s | | | | |
| PROAM | | | 2 Allam Khodair | | | | |
| | | | Teo Martín Motorsport | | | | |
| Lap | D | Time | Sector 1 | Sector 2 | Sector 3 | T. Spd | Elapsed |
| 1 | | 14:39:19.438 P | 14:37:31.799 | 42.200 | 1:05.439 | | 14:39:19.438 |
| 2 | | 18:00.542 P | 16:20.521 | 38.747 | 1:01.274 | | 14:57:19.980 |
| 3 | | 2:27.995 | 53.582 | 37.557 | 56.856 | | 14:59:47.975 |
| 4 | | 2:02.957 | 33.840 | 36.758 | 52.359 | 242.1 | 15:01:50.932 |
| 5 | | 2:01.798 | 33.729 | 36.645 | 51.424 | 242.6 | 15:03:52.730 |
| 6 | | 2:01.813 | 33.575 | 36.872 | 51.366 | 242.6 | 15:05:54.543 |
| 7 | | 2:11.536 P | 33.717 | 37.099 | 1:00.720 | 243.2 | 15:08:06.079 |
| 8 | | 3:38.351 | 2:10.129 | 36.674 | 51.548 | | 15:11:44.430 |
| 9 | | 2:01.077 | 33.403 | 36.504 | 51.170 | 243.2 | 15:13:45.507 |
| 10 | | 2:03.429 | 34.271 | 37.771 | 51.387 | 243.2 | 15:15:48.936 |
| 11 | | 2:00.842 | 33.193 | 36.598 | 51.051 | 243.2 | 15:17:49.778 |
| 12 | | 2:08.679 P | 33.562 | 36.407 | 58.710 | 242.6 | 15:19:58.457 |
| 13 | | 3:52.587 | 2:21.683 | 37.596 | 53.308 | | 15:23:51.044 |
| 14 | | 2:05.998 | 34.426 | 38.575 | 52.997 | 242.6 | 15:25:57.042 |
| 15 | | 2:03.840 | 34.254 | 37.091 | 52.495 | 242.1 | 15:28:00.882 |
| 16 | | 2:03.816 | 34.302 | 36.969 | 52.545 | 242.6 | 15:30:04.698 |
| 17 | | 2:14.999 P | 34.329 | 37.017 | 1:03.653 | 242.6 | 15:32:19.697 |

| 17 | | | | | | | |
|--------------|---|--------------|-----------------------|----------|----------|--------|--------------|
| 1 Fran Rueda | | | McLaren 720 s | | | | |
| PRO | | | 2 Andrés Saravia | | | | |
| | | | Teo Martín Motorsport | | | | |
| Lap | D | Time | Sector 1 | Sector 2 | Sector 3 | T. Spd | Elapsed |
| 1 | | 14:34:27.866 | 14:32:56.511 | 37.106 | 54.249 | | 14:34:27.866 |
| 2 | | 2:02.958 | 34.067 | 36.783 | 52.108 | 241.0 | 14:36:30.824 |
| 3 | | 2:02.435 | 33.776 | 36.796 | 51.863 | 228.3 | 14:38:33.259 |
| 4 | | 2:02.168 | 33.891 | 36.706 | 51.571 | 233.7 | 14:40:35.427 |
| 5 | | 2:53.293 P | 38.720 | 56.907 | 1:17.666 | 240.5 | 14:43:28.720 |
| 6 | | 11:50.236 | 10:16.599 | 37.158 | 56.479 | | 14:55:18.956 |
| 7 | | 2:02.671 | 33.824 | 36.825 | 52.022 | 243.7 | 14:57:21.627 |
| 8 | | 2:10.387 P | 33.856 | 36.568 | 59.963 | 240.5 | 14:59:32.014 |
| 9 | | 3:40.252 | 2:11.128 | 36.988 | 52.136 | | 15:03:12.266 |
| 10 | | 2:02.589 | 34.182 | 36.530 | 51.877 | 242.1 | 15:05:14.855 |
| 11 | | 2:04.174 | 34.646 | 37.381 | 52.147 | 242.6 | 15:07:19.029 |
| 12 | | 2:01.836 | 33.745 | 36.501 | 51.590 | 242.1 | 15:09:20.865 |
| 13 | | 2:01.760 | 33.542 | 36.556 | 51.662 | 242.1 | 15:11:22.625 |
| 14 | | 2:01.645 | 33.616 | 36.553 | 51.476 | 243.2 | 15:13:24.270 |
| 15 | | 2:01.448 | 33.615 | 36.540 | 51.293 | 243.2 | 15:15:25.718 |
| 16 | | 2:01.233 | 33.427 | 36.506 | 51.300 | 242.6 | 15:17:26.951 |
| 17 | | 2:10.204 P | 33.426 | 36.618 | 1:00.160 | 242.1 | 15:19:37.155 |
| 18 | | 3:11.725 | 1:40.606 | 37.585 | 53.534 | | 15:22:48.880 |
| 19 | | 2:04.601 | 33.527 | 36.714 | 54.360 | 244.3 | 15:24:53.481 |
| 20 | | 2:03.319 | 34.034 | 36.820 | 52.465 | 236.8 | 15:26:56.800 |
| 21 | | 2:01.240 | 33.495 | 36.416 | 51.329 | 243.7 | 15:28:58.040 |
| 22 | | 2:13.706 P | 35.202 | 37.590 | 1:00.914 | 238.9 | 15:31:11.746 |

| 19 | | | | | | | |
|-----------------|---|--------------|-----------------------------|----------|-----------|--------|--------------|
| 1 Jiatong Liang | | | Lamborghini Huracan GT3 EVO | | | | |
| PROAM | | | 2 Raffaele Giammaria | | | | |
| | | | Raton Racing by Target | | | | |
| Lap | D | Time | Sector 1 | Sector 2 | Sector 3 | T. Spd | Elapsed |
| 1 | | 14:33:58.594 | 14:32:23.330 | 38.725 | 56.539 | | 14:33:58.594 |
| 2 | | 2:02.883 | 34.027 | 36.787 | 52.069 | 240.0 | 14:36:01.477 |
| 3 | | 2:02.448 | 33.849 | 36.651 | 51.948 | 240.5 | 14:38:03.925 |
| 4 | | 2:02.168 | 33.746 | 36.611 | 51.811 | 239.4 | 14:40:06.093 |
| 5 | | 14:35.936 P | 33.738 | 46.023 | 13:16.175 | 240.0 | 14:54:42.029 |
| 6 | | 2:20.868 | 51.577 | 35.570 | 53.721 | | 14:57:02.897 |
| 7 | | 2:04.394 | 34.237 | 36.853 | 53.304 | 238.9 | 14:59:07.291 |
| 8 | | 2:04.806 | 34.427 | 37.564 | 52.815 | 239.4 | 15:01:12.097 |
| 9 | | 2:03.172 | 34.278 | 36.566 | 52.328 | 238.9 | 15:03:15.269 |
| 10 | | 2:02.698 | 33.948 | 36.581 | 52.169 | 240.5 | 15:05:17.967 |
| 11 | | 2:03.477 | 33.792 | 36.885 | 52.800 | 240.5 | 15:07:21.444 |
| 12 | | 2:07.161 | 33.882 | 37.434 | 55.845 | 241.6 | 15:09:28.605 |
| 13 | | 2:02.144 | 33.737 | 36.502 | 51.905 | 241.0 | 15:11:30.749 |
| 14 | | 3:52.803 P | 33.761 | 36.778 | 2:42.264 | 241.6 | 15:15:23.552 |
| 15 | | 2:33.781 P | 50.572 | 37.065 | 1:06.144 | | 15:17:57.333 |
| 16 | | 3:25.726 P | 56.247 | 37.135 | 1:52.344 | | 15:21:23.059 |
| 17 | | 4:04.974 P | 51.892 | 36.865 | 2:36.217 | | 15:25:28.033 |
| 18 | | 2:28.814 P | 49.760 | 37.374 | 1:01.680 | | 15:27:56.847 |
| 19 | | | 50.879 | 36.812 | | | |





Paul Ricard
International GT Open
Free Practice - 2
Lap Analysis



20

1 Valentin Pierburg Mercedes AMG GT3
 PROAM 2 Tom Onslow-Cole SPS Automotive Performance

| Lap D | Time | Sector 1 | Sector 2 | Sector 3 | T. Spd | Elapsed |
|-------|--------------|--------------|----------|-----------|--------|--------------|
| 1 | 14:40:27.877 | 14:38:55.064 | 39.320 | 53.493 | | 14:40:27.877 |
| 2 | 14:04.777 P | 34.943 | 43.156 | 12:46.678 | 240.5 | 14:54:32.654 |
| 3 | 2:26.138 | 53.161 | 39.043 | 53.934 | | 14:56:58.792 |
| 4 | 2:02.512 | 33.483 | 36.519 | 52.510 | 240.5 | 14:59:01.304 |
| 5 | 2:00.112 | 33.454 | 36.225 | 50.433 | 240.5 | 15:01:01.416 |
| 6 | 2:00.529 | 33.064 | 36.286 | 51.179 | 240.5 | 15:03:01.945 |
| 7 | 3:02.032 P | 33.143 | 36.286 | 1:52.603 | 241.6 | 15:06:03.977 |
| 8 | 2:20.305 | 51.199 | 37.358 | 51.748 | | 15:08:24.282 |
| 9 | 1:59.670 | 33.074 | 36.234 | 50.362 | 241.6 | 15:10:23.952 |
| 10 | 3:07.543 P | 33.217 | 36.303 | 1:58.023 | 243.7 | 15:13:31.495 |
| 11 | 2:22.426 | 50.487 | 37.654 | 54.285 | | 15:15:53.921 |
| 12 | 2:03.591 | 34.147 | 36.905 | 52.539 | 240.0 | 15:17:57.512 |
| 13 | 2:07.181 | 36.084 | 38.252 | 52.845 | 241.0 | 15:20:04.693 |
| 14 | 2:02.906 | 33.857 | 36.655 | 52.394 | 240.5 | 15:22:07.599 |
| 15 | 2:03.560 | 33.821 | 36.961 | 52.778 | 240.0 | 15:24:11.159 |
| 16 | | 34.034 | 37.613 | | 243.7 | |

21

1 Duncan Cameron Ferrari 488 GT3
 PROAM 2 Matt Griffin Spirit of Race

| Lap D | Time | Sector 1 | Sector 2 | Sector 3 | T. Spd | Elapsed |
|-------|--------------|--------------|----------|----------|--------|--------------|
| 1 | 14:58:09.522 | 14:56:35.358 | 39.324 | 54.840 | | 14:58:09.522 |
| 2 | 2:07.811 | 35.911 | 37.772 | 54.128 | 240.5 | 15:00:17.333 |
| 3 | 2:07.814 | 35.124 | 38.324 | 54.366 | 242.6 | 15:02:25.147 |
| 4 | 2:07.560 | 34.894 | 37.532 | 55.134 | 242.6 | 15:04:32.707 |
| 5 | 2:07.649 | 35.067 | 37.289 | 55.293 | 242.6 | 15:06:40.356 |
| 6 | 6:47.013 P | 36.804 | 37.555 | 5:32.654 | 243.2 | 15:13:27.369 |
| 7 | 2:27.745 | 52.255 | 39.610 | 55.880 | | 15:15:55.114 |
| 8 | 2:04.992 | 34.897 | 37.428 | 52.667 | 243.2 | 15:18:00.106 |
| 9 | 2:06.151 | 34.770 | 38.225 | 53.156 | 244.8 | 15:20:06.257 |
| 10 | 2:08.938 | 34.786 | 36.967 | 57.185 | 244.8 | 15:22:15.195 |
| 11 | 3:02.428 P | 34.571 | 37.149 | 1:50.708 | 242.6 | 15:25:17.623 |
| 12 | 2:20.551 | 50.066 | 37.186 | 53.299 | | 15:27:38.174 |
| 13 | 2:02.220 | 33.676 | 36.884 | 51.660 | 242.1 | 15:29:40.394 |
| 14 | | 33.677 | 36.783 | | 244.8 | |

25

1 Alexander Hrachowina Mercedes AMG GT3
 AM 2 Martin Konrad HTP Motorsport

| Lap D | Time | Sector 1 | Sector 2 | Sector 3 | T. Spd | Elapsed |
|-------|--------------|--------------|----------|----------|--------|--------------|
| 1 | 14:32:52.512 | 14:31:17.402 | 39.605 | 55.505 | | 14:32:52.512 |
| 2 | 2:08.401 | 37.652 | 37.799 | 52.950 | 225.0 | 14:35:00.913 |
| 3 | 2:03.030 | 34.021 | 36.959 | 52.050 | 241.0 | 14:37:03.943 |
| 4 | 2:20.360 P | 34.080 | 39.846 | 1:06.434 | 241.0 | 14:39:24.303 |
| 5 | 18:21.303 | 16:50.057 | 38.595 | 52.651 | | 14:57:45.606 |
| 6 | 2:03.402 | 33.907 | 37.032 | 52.463 | 240.0 | 14:59:49.008 |
| 7 | 2:20.464 P | 33.966 | 36.964 | 1:09.534 | 241.6 | 15:02:09.472 |
| 8 | 8:11.683 | 6:38.365 | 39.297 | 54.021 | | 15:10:21.155 |
| 9 | 2:06.308 | 34.577 | 37.400 | 54.331 | 240.5 | 15:12:27.463 |
| 10 | 2:04.147 | 34.423 | 36.945 | 52.779 | 242.1 | 15:14:31.610 |
| 11 | 2:04.580 | 34.615 | 37.290 | 52.675 | 240.0 | 15:16:36.190 |
| 12 | 2:04.810 | 34.498 | 37.429 | 52.883 | 240.0 | 15:18:41.000 |
| 13 | 2:04.722 | 34.679 | 37.116 | 52.927 | 241.6 | 15:20:45.722 |
| 14 | 2:04.466 | 34.477 | 37.174 | 52.815 | 242.6 | 15:22:50.188 |
| 15 | 2:04.392 | 34.330 | 36.933 | 53.129 | 243.2 | 15:24:54.580 |
| 16 | 2:05.016 | 34.258 | 37.154 | 53.604 | 241.6 | 15:26:59.596 |
| 17 | 2:04.301 | 34.270 | 37.088 | 52.943 | 242.6 | 15:29:03.897 |
| 18 | 2:14.677 P | 34.483 | 37.217 | 1:02.977 | 242.6 | 15:31:18.574 |

26

1 Eliseo Martínez Lamborghini Huracan GT3
 PRO 2 Fabio Onidi Lazarus Racing

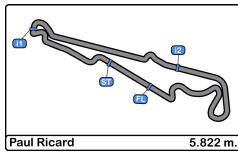
| Lap D | Time | Sector 1 | Sector 2 | Sector 3 | T. Spd | Elapsed |
|-------|--------------|--------------|----------|----------|--------|--------------|
| 1 | 14:33:32.933 | 14:31:56.666 | 40.197 | 56.070 | | 14:33:32.933 |
| 2 | 2:07.330 | 35.773 | 37.330 | 54.227 | 236.3 | 14:35:40.263 |
| 3 | 2:05.581 | 34.993 | 37.289 | 53.299 | 242.1 | 14:37:45.844 |
| 4 | 2:04.367 | 34.541 | 37.015 | 52.811 | 240.5 | 14:39:50.211 |
| 5 | 2:21.081 P | 34.322 | 39.002 | 1:07.757 | 242.6 | 14:42:11.292 |
| 6 | 14:00.018 | 12:27.302 | 38.251 | 54.465 | | 14:56:11.310 |
| 7 | 2:04.429 | 34.291 | 37.227 | 52.911 | 244.3 | 14:58:15.739 |
| 8 | 2:03.149 | 34.158 | 36.779 | 52.212 | 240.0 | 15:00:18.888 |
| 9 | 2:05.524 | 34.842 | 37.371 | 53.311 | 240.0 | 15:02:24.412 |
| 10 | 2:03.143 | 33.952 | 37.067 | 52.124 | 237.8 | 15:04:27.555 |
| 11 | 2:02.484 | 33.860 | 36.693 | 51.931 | 238.9 | 15:06:30.039 |
| 12 | 2:03.505 | 33.944 | 36.847 | 52.714 | 239.4 | 15:08:33.544 |
| 13 | 2:02.631 | 33.828 | 36.675 | 52.128 | 238.9 | 15:10:36.175 |
| 14 | 2:15.551 P | 34.679 | 39.738 | 1:01.134 | 241.0 | 15:12:51.726 |
| 15 | 4:18.463 | 2:46.827 | 38.962 | 52.674 | | 15:17:10.189 |
| 16 | 2:03.359 | 34.053 | 37.265 | 52.041 | 238.9 | 15:19:13.548 |
| 17 | 2:02.864 | 34.108 | 36.884 | 51.872 | 237.8 | 15:21:16.412 |
| 18 | 2:02.079 | 33.716 | 36.710 | 51.653 | 237.8 | 15:23:18.491 |
| 19 | 2:02.345 | 33.911 | 36.894 | 51.540 | 238.9 | 15:25:20.836 |
| 20 | 2:02.556 | 33.890 | 36.808 | 51.858 | 240.5 | 15:27:23.392 |
| 21 | 2:02.747 | 33.732 | 36.844 | 52.171 | 238.4 | 15:29:26.139 |
| 22 | | 33.844 | 36.973 | | 242.1 | |

27

1 Nicola De Marco Lamborghini Huracan GT3
 PRO 2 Nicolas Pohler Lazarus Racing

| Lap D | Time | Sector 1 | Sector 2 | Sector 3 | T. Spd | Elapsed |
|-------|--------------|--------------|----------|----------|--------|--------------|
| 1 | 14:32:49.180 | 14:31:16.310 | 38.369 | 54.501 | | 14:32:49.180 |
| 2 | 2:04.745 | 35.014 | 37.336 | 52.395 | 240.0 | 14:34:53.925 |
| 3 | 2:04.609 | 34.356 | 37.362 | 52.891 | 238.9 | 14:36:58.534 |
| 4 | 2:04.546 | 34.558 | 37.276 | 52.712 | 240.0 | 14:39:03.080 |
| 5 | 2:15.560 P | 34.492 | 37.227 | 1:03.841 | 238.9 | 14:41:18.640 |
| 6 | 14:25.546 | 12:53.631 | 38.099 | 53.816 | | 14:55:44.186 |
| 7 | 2:03.431 | 33.917 | 36.960 | 52.554 | 241.6 | 14:57:47.617 |
| 8 | 2:08.070 | 34.361 | 38.322 | 55.387 | 242.6 | 14:59:55.687 |
| 9 | 2:03.396 | 34.256 | 37.084 | 52.056 | 242.6 | 15:01:59.083 |
| 10 | 2:11.796 P | 34.163 | 37.427 | 1:00.206 | 241.6 | 15:04:10.879 |
| 11 | 4:19.713 | 2:48.973 | 37.559 | 53.181 | | 15:08:30.592 |
| 12 | 2:02.702 | 33.736 | 37.065 | 51.901 | 243.2 | 15:10:33.294 |
| 13 | 2:23.411 P | 33.786 | 47.410 | 1:02.215 | 241.6 | 15:12:56.705 |
| 14 | 5:15.601 | 3:46.277 | 37.199 | 52.125 | | 15:18:12.306 |
| 15 | 2:04.308 | 34.387 | 37.208 | 52.713 | 241.0 | 15:20:16.614 |
| 16 | 2:05.231 | 34.246 | 37.260 | 53.725 | 241.0 | 15:22:21.845 |
| 17 | 2:04.445 | 34.036 | 37.510 | 52.899 | 241.6 | 15:24:26.290 |
| 18 | 2:02.653 | 33.888 | 37.117 | 51.648 | 242.6 | 15:26:28.943 |
| 19 | | 33.805 | 37.333 | | 241.6 | |





Paul Ricard
International GT Open
Free Practice - 2
Lap Analysis



63

1 Albert Costa
 Lamborghini Huracan GT3 EVO
 PRO
 2 Giacomo Altoè
 Emil Frey Racing

75

1 Kenny Habul
 Mercedes AMG GT3
 PROAM
 2 Thomas Jäger
 Rowe Racing / SunEnergy1 Racing

| Lap D | Time | Sector 1 | Sector 2 | Sector 3 | T. Spd | Elapsed |
|-------|--------------|--------------|----------|-----------|--------|--------------|
| 1 | 14:33:09.968 | 14:31:40.309 | 37.340 | 52.319 | | 14:33:09.968 |
| 2 | 2:02.180 | 34.050 | 36.640 | 51.490 | 240.5 | 14:35:12.148 |
| 3 | 2:02.077 | 33.728 | 36.661 | 51.688 | 242.6 | 14:37:14.225 |
| 4 | 2:01.794 | 33.526 | 36.688 | 51.580 | 241.6 | 14:39:16.019 |
| 5 | 14:09.920 P | 36.330 | 38.834 | 12:54.756 | 239.4 | 14:53:25.939 |
| 6 | 2:20.693 | 51.004 | 37.363 | 52.326 | | 14:55:46.632 |
| 7 | 2:02.801 | 33.871 | 36.806 | 52.124 | 242.6 | 14:57:49.433 |
| 8 | 2:03.086 | 33.906 | 36.954 | 52.226 | 241.6 | 14:59:52.519 |
| 9 | 2:02.921 | 33.831 | 36.667 | 52.423 | 242.1 | 15:01:55.440 |
| 10 | 2:07.582 | 34.155 | 36.781 | 56.646 | 243.2 | 15:04:03.022 |
| 11 | 2:02.442 | 33.797 | 36.656 | 51.989 | 241.6 | 15:06:05.464 |
| 12 | 2:01.912 | 33.865 | 36.544 | 51.503 | 241.6 | 15:08:07.376 |
| 13 | 2:02.132 | 33.588 | 36.738 | 51.806 | 242.1 | 15:10:09.508 |
| 14 | 2:01.723 | 33.532 | 36.569 | 51.622 | 242.1 | 15:12:11.231 |
| 15 | 2:02.173 | 33.552 | 36.839 | 51.782 | 241.6 | 15:14:13.404 |
| 16 | 2:01.860 | 33.611 | 36.703 | 51.546 | 241.0 | 15:16:15.264 |
| 17 | 2:01.481 | 33.471 | 36.526 | 51.484 | 241.6 | 15:18:16.745 |
| 18 | 2:01.740 | 33.658 | 36.649 | 51.433 | 242.1 | 15:20:18.485 |
| 19 | 2:57.592 P | 33.588 | 36.585 | 1:47.419 | 242.6 | 15:23:16.077 |
| 20 | 2:18.594 | 50.218 | 36.902 | 51.474 | | 15:25:34.671 |
| 21 | 2:57.784 P | 33.753 | 36.739 | 1:47.292 | 241.6 | 15:28:32.455 |
| 22 | | 50.488 | 36.731 | | | |

90

1 Alberto Di Folco
 Lamborghini Huracan GT3 EVO
 PROAM
 2 Christoph Lenz
 Raton Racing by Target

66

1 Kang Ling
 Lamborghini Huracan GT3
 PROAM
 2 Frederik Schandorff
 Vincenzo Sospiri Racing

| Lap D | Time | Sector 1 | Sector 2 | Sector 3 | T. Spd | Elapsed |
|-------|--------------|--------------|----------|-----------|--------|--------------|
| 1 | 14:34:04.842 | 14:32:33.909 | 38.242 | 52.691 | | 14:34:04.842 |
| 2 | 2:03.110 | | 33.959 | 37.243 | 51.908 | 14:36:07.952 |
| 3 | 2:02.321 | 33.747 | 36.553 | 52.021 | 241.0 | 14:38:10.273 |
| 4 | 2:10.148 | 33.754 | 38.216 | 58.178 | 240.0 | 14:40:20.421 |
| 5 | 14:28.417 P | 33.973 | 37.468 | 13:16.976 | 240.0 | 14:54:48.838 |
| 6 | 2:27.071 | 54.128 | 38.077 | 54.866 | | 14:57:15.909 |
| 7 | 2:10.855 | 35.232 | 37.976 | 57.647 | 238.9 | 14:59:26.764 |
| 8 | 2:06.498 | 35.010 | 37.365 | 54.123 | 240.0 | 15:01:33.262 |
| 9 | 2:06.030 | 34.916 | 37.285 | 53.829 | 239.4 | 15:03:39.292 |
| 10 | 2:07.147 | 34.762 | 38.827 | 53.558 | 239.4 | 15:05:46.439 |
| 11 | 2:05.365 | 34.804 | 37.411 | 53.150 | 239.4 | 15:07:51.804 |
| 12 | 2:05.169 | 34.464 | 37.386 | 53.319 | 240.0 | 15:09:56.973 |
| 13 | 2:06.679 | 34.308 | 37.347 | 55.024 | 239.4 | 15:12:03.652 |
| 14 | 3:49.155 P | 35.204 | 37.852 | 2:36.099 | 241.0 | 15:15:52.807 |
| 15 | 2:29.243 P | 50.483 | 37.400 | 1:01.360 | | 15:18:22.050 |
| 16 | 2:19.513 | 51.371 | 36.532 | 51.610 | | 15:20:41.563 |
| 17 | 2:02.590 | 34.011 | 36.826 | 51.753 | 241.6 | 15:22:44.153 |
| 18 | 2:02.644 | 34.083 | 36.725 | 51.836 | 241.0 | 15:24:46.797 |
| 19 | 2:01.668 | 33.796 | 36.429 | 51.443 | 242.1 | 15:26:48.465 |
| 20 | | 33.869 | 36.851 | | 241.0 | |

| | | | | | | |
|----|------------|--------|--------|----------|-------|--------------|
| 18 | 2:02.359 | 33.777 | 36.672 | 51.910 | 242.6 | 15:26:40.755 |
| 19 | 2:02.643 | 33.786 | 36.810 | 52.047 | 242.6 | 15:28:43.398 |
| 20 | 2:20.937 P | 33.852 | 36.823 | 1:10.262 | 241.6 | 15:31:04.335 |





Paul Ricard
International GT Open
Free Practice - 2
Lap Analysis



| 93 | | | | | | | 99 | | | | | | | | |
|------------------------|---|--------------|----------------------------------|----------|----------|--------|----------------------------------|-----|---|------------------|--------------|----------|-----------|--------|--------------|
| 1 Christopher Froggatt | | | Ferrari 488 GT3 | | | | 1 António Coimbra | | | Mercedes AMG GT3 | | | | | |
| PROAM | | | 2 Edward Cheever III | | | | Spirit of Race / Tempesta Racing | | | AM | | | | | |
| 2 Edward Cheever III | | | Spirit of Race / Tempesta Racing | | | | 2 Luis Silva | | | Sports and You | | | | | |
| Lap | D | Time | Sector 1 | Sector 2 | Sector 3 | T. Spd | Elapsed | Lap | D | Time | Sector 1 | Sector 2 | Sector 3 | T. Spd | Elapsed |
| 1 | | 14:39:27.082 | 14:37:57.138 | 37.178 | 52.766 | | 14:39:27.082 | 1 | | 14:33:45.011 | 14:32:10.617 | 38.935 | 55.459 | | 14:33:45.011 |
| 2 | | 4:06.043 P | 33.809 | 36.935 | 2:55.299 | 242.1 | 14:43:33.125 | 2 | | 2:06.350 | 35.527 | 37.265 | 53.558 | 238.9 | 14:35:51.361 |
| 3 | | 11:41.082 | 10:11.334 | 37.342 | 52.406 | | 14:55:14.207 | 3 | | 2:05.575 | 35.047 | 37.131 | 53.397 | 239.4 | 14:37:56.936 |
| 4 | | 2:06.571 | 34.020 | 36.898 | 55.653 | 243.2 | 14:57:20.778 | 4 | | 2:04.682 | 34.648 | 37.118 | 52.916 | 238.9 | 14:40:01.618 |
| 5 | | 2:02.519 | 33.685 | 36.720 | 52.114 | 243.2 | 14:59:23.297 | 5 | | 13:51.051 P | 39.874 | 44.979 | 12:26.198 | 240.0 | 14:53:52.669 |
| 6 | | 2:08.712 | 33.665 | 37.856 | 57.191 | 243.7 | 15:01:32.009 | 6 | | 2:24.755 | 53.006 | 38.300 | 53.449 | | 14:56:17.424 |
| 7 | | 4:19.099 P | 33.779 | 36.843 | 3:08.477 | 242.1 | 15:05:51.108 | 7 | | 2:04.602 | 34.349 | 37.143 | 53.110 | 240.5 | 14:58:22.026 |
| 8 | | 2:24.196 | 50.800 | 41.031 | 52.365 | | 15:08:15.304 | 8 | | 2:04.665 | 34.541 | 37.123 | 53.001 | 239.4 | 15:00:26.691 |
| 9 | | 2:01.930 | 33.511 | 36.655 | 51.764 | 243.7 | 15:10:17.234 | 9 | | 2:04.471 | 35.044 | 36.950 | 52.477 | 239.4 | 15:02:31.162 |
| 10 | | 2:02.067 | 33.594 | 36.587 | 51.886 | 243.7 | 15:12:19.301 | 10 | | 2:03.515 | 34.264 | 37.115 | 52.136 | 240.0 | 15:04:34.677 |
| 11 | | 5:20.301 P | 33.744 | 37.477 | 4:09.080 | 243.7 | 15:17:39.602 | 11 | | 2:04.286 | 34.324 | 37.075 | 52.887 | 241.6 | 15:06:38.963 |
| 12 | | 2:26.071 | 54.601 | 38.557 | 52.913 | | 15:20:05.673 | 12 | | 2:03.356 | 34.246 | 36.979 | 52.131 | 241.0 | 15:08:42.319 |
| 13 | | 2:04.455 | 34.566 | 37.186 | 52.703 | 241.6 | 15:22:10.128 | 13 | | 2:03.353 | 34.087 | 36.925 | 52.341 | 241.0 | 15:10:45.672 |
| 14 | | 2:04.405 | 34.710 | 37.073 | 52.622 | 241.6 | 15:24:14.533 | 14 | | 2:03.532 | 34.008 | 37.198 | 52.326 | 242.1 | 15:12:49.204 |
| 15 | | 2:03.952 | 34.483 | 37.081 | 52.388 | 243.2 | 15:26:18.485 | 15 | | 4:47.795 P | 34.242 | 37.105 | 3:36.448 | 241.6 | 15:17:36.999 |
| 16 | | 2:03.845 | 34.375 | 36.970 | 52.500 | 243.2 | 15:28:22.330 | 16 | | 2:35.920 | 56.015 | 43.531 | 56.374 | | 15:20:12.919 |
| 17 | | | 34.326 | 37.117 | | 242.1 | | 17 | | 2:07.427 | 35.131 | 38.133 | 54.163 | 240.5 | 15:22:20.346 |
| 96 | | | | | | | 18 | | | | | | | | |
| 1 Oliver Wilkinson | | | Aston Martin GT3 AMR MY2019 | | | | 19 | | | 20 | | | | | |
| PROAM | | | 2 Bradley Ellis | | | | Optimum Motorsport | | | 21 | | | | | |
| Lap | D | Time | Sector 1 | Sector 2 | Sector 3 | T. Spd | Elapsed | Lap | D | Time | Sector 1 | Sector 2 | Sector 3 | T. Spd | Elapsed |
| 1 | | 14:32:39.242 | 14:30:59.236 | 42.133 | 57.873 | | 14:32:39.242 | | | | | | | | |
| 2 | | 2:14.801 | 38.467 | 39.269 | 57.065 | 214.2 | 14:34:54.043 | | | | | | | | |
| 3 | | 2:06.629 | 37.032 | 37.170 | 52.427 | 206.5 | 14:37:00.672 | | | | | | | | |
| 4 | | 2:04.051 | 34.164 | 37.542 | 52.345 | 244.8 | 14:39:04.723 | | | | | | | | |
| 5 | | 2:15.574 P | 34.046 | 36.799 | 1:04.729 | 243.7 | 14:41:20.297 | | | | | | | | |
| 6 | | 14:17.902 P | 12:39.453 | 37.393 | 1:01.056 | | 14:55:38.199 | | | | | | | | |
| 7 | | 13:19.202 | 11:50.118 | 37.171 | 51.913 | | 15:08:57.401 | | | | | | | | |
| 8 | | 2:02.136 | 33.671 | 36.577 | 51.888 | 243.7 | 15:10:59.537 | | | | | | | | |
| 9 | | 2:02.266 | 33.623 | 36.840 | 51.803 | 246.0 | 15:13:01.803 | | | | | | | | |
| 10 | | 2:02.610 | 33.652 | 36.848 | 52.110 | 245.4 | 15:15:04.413 | | | | | | | | |
| 11 | | 2:12.358 P | 33.875 | 38.354 | 1:00.129 | 244.3 | 15:17:16.771 | | | | | | | | |
| 12 | | 3:22.539 | 1:45.616 | 41.328 | 55.595 | | 15:20:39.310 | | | | | | | | |
| 13 | | 2:06.307 | 34.917 | 37.318 | 54.072 | 244.3 | 15:22:45.617 | | | | | | | | |
| 14 | | 2:06.913 | 34.590 | 38.097 | 54.226 | 244.3 | 15:24:52.530 | | | | | | | | |
| 15 | | 2:04.977 | 34.487 | 37.121 | 53.369 | 245.4 | 15:26:57.507 | | | | | | | | |
| 16 | | 2:04.772 | 34.404 | 37.199 | 53.169 | 244.8 | 15:29:02.279 | | | | | | | | |
| 17 | | 2:12.952 P | 34.666 | 37.151 | 1:01.135 | 245.4 | 15:31:15.231 | | | | | | | | |





Paul Ricard
International GT Open
Free Practice - 2
Best Sectors Results



| Sector - 1 | | | | Sector - 2 | | | | Sector - 3 | | | | Ideal Lap vs Best Lap | | | | |
|------------|----|----------------------------------|--------|------------|----------------------------------|--------|----|----------------------------------|--------|------|----|----------------------------------|-----------|----------|------|--|
| Clas | Nº | Driver | Time | Nº | Driver | Time | Nº | Driver | Time | Clas | Nº | Driver | Ideal Lap | Best Lap | Clas | |
| 1 | 20 | Pierburg - Onslow-Cole | 33.064 | 75 | Habul - Jäger | 35.406 | 20 | Pierburg - Onslow-Cole | 50.362 | 1 | 20 | Pierburg - Onslow-Cole | 1:59.651 | 1:59.670 | 1 | |
| 2 | 16 | Hahn - Khodair | 33.193 | 8 | Giuseppe Cipriani | 35.533 | 6 | Zampieri - Rovera | 50.936 | 2 | 75 | Habul - Jäger | 2:00.470 | 2:02.127 | 11 | |
| 3 | 6 | Zampieri - Rovera | 33.263 | 19 | Liang - Giammaria | 35.570 | 16 | Hahn - Khodair | 51.051 | 3 | 16 | Hahn - Khodair | 2:00.651 | 2:00.842 | 2 | |
| 4 | 10 | Ramos - Crestani | 33.326 | 20 | Pierburg - Onslow-Cole | 36.225 | 10 | Ramos - Crestani | 51.061 | 4 | 10 | Ramos - Crestani | 2:00.787 | 2:01.066 | 3 | |
| 5 | 17 | Rueda - Saravia | 33.426 | 10 | Ramos - Crestani | 36.400 | 17 | Rueda - Saravia | 51.293 | 5 | 6 | Zampieri - Rovera | 2:00.853 | 2:01.115 | 4 | |
| 6 | 63 | Costa - Altoè | 33.471 | 16 | Hahn - Khodair | 36.407 | 63 | Costa - Altoè | 51.433 | 6 | 8 | Giuseppe Cipriani | 2:00.939 | 2:02.260 | 16 | |
| 7 | 93 | Froggatt - Cheever III | 33.511 | 17 | Rueda - Saravia | 36.416 | 90 | Di Folco - Lenz | 51.443 | 7 | 19 | Liang - Giammaria | 2:01.118 | 2:02.144 | 14 | |
| 8 | 14 | Siedler - Grenier | 33.541 | 90 | Di Folco - Lenz | 36.429 | 75 | Habul - Jäger | 51.450 | 8 | 17 | Rueda - Saravia | 2:01.135 | 2:01.233 | 5 | |
| 9 | 75 | Habul - Jäger | 33.614 | 63 | Costa - Altoè | 36.526 | 26 | Martínez - Onidi | 51.540 | 9 | 63 | Costa - Altoè | 2:01.430 | 2:01.481 | 6 | |
| 10 | 7 | Razvan Umbrurescu - Jules Gounon | 33.614 | 7 | Razvan Umbrurescu - Jules Gounon | 36.558 | 8 | Giuseppe Cipriani | 51.632 | 10 | 90 | Di Folco - Lenz | 2:01.619 | 2:01.668 | 7 | |
| 11 | 96 | Wilkinson - Ellis | 33.623 | 96 | Wilkinson - Ellis | 36.577 | 27 | De Marco - Pohler | 51.648 | 11 | 93 | Froggatt - Cheever III | 2:01.862 | 2:01.930 | 8 | |
| 12 | 21 | Cameron - Griffin | 33.676 | 93 | Froggatt - Cheever III | 36.587 | 21 | Cameron - Griffin | 51.660 | 12 | 14 | Siedler - Grenier | 2:01.906 | 2:02.006 | 9 | |
| 13 | 26 | Martínez - Onidi | 33.716 | 66 | Ling - Schandorff | 36.648 | 14 | Siedler - Grenier | 51.700 | 13 | 26 | Martínez - Onidi | 2:01.931 | 2:02.079 | 10 | |
| 14 | 27 | De Marco - Pohler | 33.736 | 6 | Zampieri - Rovera | 36.654 | 93 | Froggatt - Cheever III | 51.764 | 14 | 96 | Wilkinson - Ellis | 2:02.003 | 2:02.136 | 13 | |
| 15 | 19 | Liang - Giammaria | 33.737 | 14 | Siedler - Grenier | 36.665 | 96 | Wilkinson - Ellis | 51.803 | 15 | 7 | Razvan Umbrurescu - Jules Gounon | 2:02.091 | 2:02.136 | 12 | |
| 16 | 90 | Di Folco - Lenz | 33.747 | 26 | Martínez - Onidi | 36.675 | 19 | Liang - Giammaria | 51.811 | 16 | 21 | Cameron - Griffin | 2:02.119 | 2:02.220 | 15 | |
| 17 | 8 | Giuseppe Cipriani | 33.774 | 21 | Cameron - Griffin | 36.783 | 66 | Ling - Schandorff | 51.910 | 17 | 66 | Ling - Schandorff | 2:02.335 | 2:02.359 | 17 | |
| 18 | 66 | Ling - Schandorff | 33.777 | 9 | Davide Roda | 36.891 | 7 | Razvan Umbrurescu - Jules Gounon | 51.919 | 18 | 27 | De Marco - Pohler | 2:02.344 | 2:02.653 | 18 | |
| 19 | 25 | Hrachowina - Konrad | 33.907 | 99 | Coimbra - Silva | 36.925 | 9 | Davide Roda | 51.937 | 19 | 25 | Hrachowina - Konrad | 2:02.890 | 2:03.030 | 19 | |
| 20 | 99 | Coimbra - Silva | 34.008 | 25 | Hrachowina - Konrad | 36.933 | 25 | Hrachowina - Konrad | 52.050 | 20 | 99 | Coimbra - Silva | 2:03.064 | 2:03.353 | 21 | |
| 21 | 12 | Leo - Razak | 34.219 | 27 | De Marco - Pohler | 36.960 | 99 | Coimbra - Silva | 52.131 | 21 | 9 | Davide Roda | 2:03.078 | 2:03.078 | 20 | |
| 22 | 9 | Davide Roda | 34.250 | 12 | Leo - Razak | 37.071 | 12 | Leo - Razak | 52.465 | 22 | 12 | Leo - Razak | 2:03.755 | 2:04.509 | 22 | |



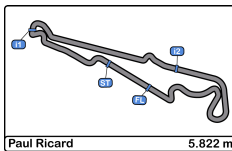


Paul Ricard
International GT Open
Free Practice - 2
Best 5 Lap Times



| Cl | N° | Entrant/Team | Nat | Driver 1 | Nat | Status | Driver 2 | Nat | Status | Vehicle | Cat | Cl | Best 1 | | Best 2 | | Best 3 | | Best 4 | | Best 5 | | |
|----|----|----------------------------|-----|-------------------------|-----|--------|---------------------|-----|--------|-------------------------|-------|----|----------|-----|----------|-----|----------|-----|----------|-----|----------|-----|--|
| | | | | | | | | | | | | | Time | Lap | Time | Lap | Time | Lap | Time | Lap | Time | Lap | |
| 1 | 20 | SPS Automotive Performance | GER | Valentin Pierburg | GER | | Tom Onslow-Cole | GBR | | Mercedes AMG GT3 | PROAM | 1 | 1:59.670 | 9 | 2:00.112 | 5 | 2:00.529 | 6 | 2:02.512 | 4 | 2:02.906 | 14 | |
| 2 | 16 | Teo Martín Motorsport | ESP | Marcelo Hahn | BRA | | Allam Khodair | BRA | | McLaren 720 s | PROAM | 2 | 2:00.842 | 11 | 2:01.077 | 9 | 2:01.798 | 5 | 2:01.813 | 6 | 2:02.957 | 4 | |
| 3 | 10 | SPS Automotive Performance | GER | Miguel Ramos | PRT | | Fabrizio Crestani | ITA | | Mercedes AMG GT3 | PRO | 1 | 2:01.066 | 7 | 2:01.068 | 6 | 2:01.069 | 4 | 2:01.074 | 16 | 2:01.451 | 12 | |
| 4 | 6 | Antonelli MotorSport | ITA | Daniel Zampieri | ITA | | Alessio Rovera | ITA | | Mercedes AMG GT3 | PRO | 2 | 2:01.115 | 13 | 2:01.122 | 11 | 2:01.380 | 10 | 2:01.663 | 9 | 2:01.981 | 8 | |
| 5 | 17 | Teo Martín Motorsport | ESP | Fran Rueda | ESP | | Andrés Saravia | ITA | | McLaren 720 s | PRO | 3 | 2:01.233 | 16 | 2:01.240 | 21 | 2:01.448 | 15 | 2:01.645 | 14 | 2:01.760 | 13 | |
| 6 | 63 | Emil Frey Racing | CHE | Albert Costa | ESP | | Giacomo Altoè | ITA | | Lamborghini Huracan GT3 | PRO | 4 | 2:01.481 | 17 | 2:01.723 | 14 | 2:01.740 | 18 | 2:01.794 | 4 | 2:01.860 | 16 | |
| 7 | 90 | Raton Racing by Target | ITA | Alberto Di Folco | ITA | | Christoph Lenz | CHE | | Lamborghini Huracan GT3 | PROAM | 3 | 2:01.668 | 19 | 2:02.321 | 3 | 2:02.590 | 17 | 2:02.644 | 18 | 2:03.110 | 2 | |
| 8 | 93 | Spirit of Race / Tempesta | GBR | Christopher Froggatt | GBR | | Edward Cheever III | ITA | | Ferrari 488 GT3 | PROAM | 4 | 2:01.930 | 9 | 2:02.067 | 10 | 2:02.519 | 5 | 2:03.845 | 16 | 2:03.952 | 15 | |
| 9 | 14 | Emil Frey Racing | CHE | Norbert Siedler | AUT | | Mikaël Grenier | CAN | | Lamborghini Huracan GT3 | PRO | 5 | 2:02.006 | 4 | 2:02.210 | 14 | 2:02.235 | 3 | 2:02.418 | 11 | 2:02.517 | 18 | |
| 10 | 26 | Lazarus Racing | ITA | Eliseo Martínez | ESP | | Fabio Onidi | ITA | | Lamborghini Huracan GT3 | PRO | 6 | 2:02.079 | 18 | 2:02.345 | 19 | 2:02.484 | 11 | 2:02.556 | 20 | 2:02.631 | 13 | |
| 11 | 75 | Rowe Racing / SunEnergy1 | GER | Kenny Habul | AUS | | Thomas Jäger | GER | | Mercedes AMG GT3 | PROAM | 5 | 2:02.127 | 3 | 2:02.389 | 2 | 2:02.860 | 17 | 2:03.732 | 11 | 2:03.808 | 12 | |
| 12 | 7 | Petri Corse | ITA | Petru Razvan Umbrurescu | ROU | | Jules Gounon | FRA | | Bentley Continental GT3 | PRO | 7 | 2:02.136 | 5 | 2:03.124 | 4 | 2:03.310 | 3 | 2:03.561 | 15 | 2:03.567 | 17 | |
| 13 | 96 | Optimum Motorsport | GBR | Oliver Wilkinson | GBR | | Bradley Ellis | GBR | | Aston Martin GT3 AMR | PROAM | 6 | 2:02.136 | 8 | 2:02.266 | 9 | 2:02.610 | 10 | 2:04.051 | 4 | 2:04.772 | 16 | |
| 14 | 19 | Raton Racing by Target | ITA | Jiatong Liang | CHN | | Raffaele Giammaria | ITA | | Lamborghini Huracan GT3 | PROAM | 7 | 2:02.144 | 13 | 2:02.168 | 4 | 2:02.448 | 3 | 2:02.698 | 10 | 2:02.883 | 2 | |
| 15 | 21 | Spirit of Race | ITA | Duncan Cameron | GBR | | Matt Griffin | IRL | | Ferrari 488 GT3 | PROAM | 8 | 2:02.220 | 13 | 2:04.992 | 8 | 2:06.151 | 9 | 2:07.560 | 4 | 2:07.649 | 5 | |
| 16 | 8 | Antonelli MotorSport | ITA | Giuseppe Cipriani | ITA | | | | | Mercedes AMG GT3 | AM | 1 | 2:02.260 | 12 | 2:02.574 | 11 | 2:03.079 | 8 | 2:03.203 | 7 | 2:03.489 | 6 | |
| 17 | 66 | Vincenzo Sospiri Racing | ITA | Kang Ling | CAN | | Frederik Schandorff | DNK | | Lamborghini Huracan GT3 | PROAM | 9 | 2:02.359 | 18 | 2:02.643 | 19 | 2:02.853 | 15 | 2:02.861 | 17 | 2:02.912 | 11 | |
| 18 | 27 | Lazarus Racing | ITA | Nicola De Marco | ITA | | Nicolas Pohler | GER | | Lamborghini Huracan GT3 | PRO | 8 | 2:02.653 | 18 | 2:02.702 | 12 | 2:03.396 | 9 | 2:03.431 | 7 | 2:04.308 | 15 | |
| 19 | 25 | HTP Motorsport | GER | Alexander Hrachowina | AUT | | Martin Konrad | AUT | | Mercedes AMG GT3 | AM | 2 | 2:03.030 | 3 | 2:03.402 | 6 | 2:04.147 | 10 | 2:04.301 | 17 | 2:04.392 | 15 | |
| 20 | 9 | Antonelli MotorSport | ITA | Davide Roda | ITA | | | | | Mercedes AMG GT3 | AM | 3 | 2:03.078 | 9 | 2:03.532 | 8 | 2:04.267 | 3 | 2:04.286 | 7 | 2:04.408 | 6 | |
| 21 | 99 | Sports and You | PRT | António Coimbra | PRT | | Luis Silva | PRT | | Mercedes AMG GT3 | AM | 4 | 2:03.353 | 13 | 2:03.356 | 12 | 2:03.515 | 10 | 2:03.532 | 14 | 2:04.286 | 11 | |
| 22 | 12 | Ombra Racing | ITA | Federico Leo | ITA | | Najiy Razak | MYS | | Lamborghini Huracan GT3 | PRO | 9 | 2:04.509 | 3 | 2:05.516 | 4 | 2:06.028 | 2 | | | | | |



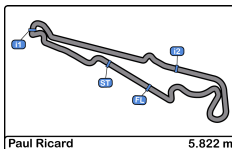


Paul Ricard
International GT Open
Free Practice - 2
Best 5 Top Speeds



| Cl | Nº | Entrant/Team | Nat | Driver 1 | Nat | Status | Driver 2 | Nat | Status | Vehicle | Cat | Cl | Top 1 | | Top 2 | | Top 3 | | Top 4 | | Top 5 | | Avg |
|----|----|----------------------------|-----|-------------------------|-----|--------|---------------------|-----|--------|-------------------------|-------|----|-------|-----|-------|-----|-------|-----|-------|-----|-------|-----|-------|
| | | | | | | | | | | | | | Km/h | Lap | Km/h | Lap | Km/h | Lap | Km/h | Lap | Km/h | Lap | |
| 1 | 7 | Petri Corse | ITA | Petru Razvan Umbrarescu | ROU | | Jules Gounon | FRA | | Bentley Continental GT3 | PRO | 1 | 247.1 | 10 | 246.5 | 9 | 246.5 | 18 | 246.0 | 14 | 246.0 | 16 | 246.4 |
| 2 | 96 | Optimum Motorsport | GBR | Oliver Wilkinson | GBR | | Bradley Ellis | GBR | | Aston Martin GT3 AMR | PROAM | 1 | 246.0 | 9 | 245.4 | 10 | 245.4 | 15 | 245.4 | 17 | 244.8 | 4 | 245.4 |
| 3 | 21 | Spirit of Race | ITA | Duncan Cameron | GBR | | Matt Griffin | IRE | | Ferrari 488 GT3 | PROAM | 2 | 244.8 | 9 | 244.8 | 10 | 244.8 | 14 | 243.2 | 6 | 243.2 | 8 | 244.2 |
| 4 | 17 | Teo Martín Motorsport | ESP | Fran Rueda | ESP | | Andrés Saravia | ITA | | McLaren 720 s | PRO | 2 | 244.3 | 19 | 243.7 | 7 | 243.7 | 21 | 243.2 | 14 | 243.2 | 15 | 243.6 |
| 5 | 26 | Lazarus Racing | ITA | Eliseo Martínez | ESP | | Fabio Onidi | ITA | | Lamborghini Huracan GT3 | PRO | 3 | 244.3 | 7 | 242.6 | 5 | 242.1 | 3 | 242.1 | 22 | 241.0 | 14 | 242.4 |
| 6 | 8 | Antonelli MotorSport | ITA | Giuseppe Cipriani | ITA | | | | | Mercedes AMG GT3 | AM | 1 | 243.7 | 8 | 243.7 | 11 | 243.2 | 9 | 243.2 | 12 | 242.6 | 10 | 243.3 |
| 7 | 20 | SPS Automotive Performance | DEU | Valentin Pierburg | DEU | | Tom Onslow-Cole | GBR | | Mercedes AMG GT3 | PROAM | 3 | 243.7 | 10 | 243.7 | 16 | 241.6 | 7 | 241.6 | 9 | 241.0 | 13 | 242.3 |
| 8 | 66 | Vincenzo Sospiri Racing | ITA | Kang Ling | CHN | | Frederik Schandorff | DNK | | Lamborghini Huracan GT3 | PROAM | 4 | 243.7 | 5 | 243.7 | 9 | 243.2 | 11 | 242.6 | 7 | 242.6 | 18 | 243.2 |
| 9 | 93 | Spirit of Race / Tempesta | GBR | Christopher Froggatt | GBR | | Edward Cheever III | ITA | | Ferrari 488 GT3 | PROAM | 5 | 243.7 | 6 | 243.7 | 9 | 243.7 | 10 | 243.7 | 11 | 243.2 | 4 | 243.6 |
| 10 | 6 | Antonelli MotorSport | ITA | Daniel Zampieri | ITA | | Alessio Rovera | ITA | | Mercedes AMG GT3 | PRO | 4 | 243.2 | 19 | 242.6 | 13 | 242.6 | 14 | 242.1 | 3 | 242.1 | 5 | 242.5 |
| 11 | 14 | Emil Frey Racing | CHE | Norbert Siedler | AUT | | Mikaël Grenier | CAN | | Lamborghini Huracan GT3 | PRO | 5 | 243.2 | 5 | 242.1 | 13 | 241.6 | 3 | 241.6 | 12 | 241.6 | 15 | 242.0 |
| 12 | 16 | Teo Martín Motorsport | ESP | Marcelo Hahn | BRA | | Allam Khodair | BRA | | McLaren 720 s | PROAM | 6 | 243.2 | 7 | 243.2 | 9 | 243.2 | 10 | 243.2 | 11 | 242.6 | 5 | 243.1 |
| 13 | 25 | HTP Motorsport | DEU | Alexander Hrachowina | AUT | | Martin Konrad | AUT | | Mercedes AMG GT3 | AM | 2 | 243.2 | 15 | 242.6 | 14 | 242.6 | 17 | 242.6 | 18 | 242.1 | 10 | 242.6 |
| 14 | 27 | Lazarus Racing | ITA | Nicola De Marco | ITA | | Nicolas Pohler | DEU | | Lamborghini Huracan GT3 | PRO | 6 | 243.2 | 12 | 242.6 | 8 | 242.6 | 9 | 242.6 | 18 | 241.6 | 7 | 242.5 |
| 15 | 63 | Emil Frey Racing | CHE | Albert Costa | ESP | | Giacomo Altoè | ITA | | Lamborghini Huracan GT3 | PRO | 7 | 243.2 | 10 | 242.6 | 3 | 242.6 | 7 | 242.6 | 19 | 242.1 | 9 | 242.6 |
| 16 | 10 | SPS Automotive Performance | DEU | Miguel Ramos | PRT | | Fabrizio Crestani | ITA | | Mercedes AMG GT3 | PRO | 8 | 242.6 | 5 | 242.6 | 8 | 242.1 | 17 | 241.6 | 14 | 241.0 | 4 | 242.0 |
| 17 | 12 | Ombra Racing | ITA | Federico Leo | ITA | | Najjy Razak | MYS | | Lamborghini Huracan GT3 | PRO | 9 | 242.6 | 5 | 241.0 | 3 | 240.0 | 4 | 238.9 | 2 | | | 240.6 |
| 18 | 99 | Sports and You | PRT | António Coimbra | PRT | | Luis Silva | PRT | | Mercedes AMG GT3 | AM | 3 | 242.6 | 19 | 242.1 | 14 | 242.1 | 20 | 241.6 | 11 | 241.6 | 15 | 242.0 |
| 19 | 9 | Antonelli MotorSport | ITA | Davide Roda | ITA | | | | | Mercedes AMG GT3 | AM | 4 | 242.1 | 9 | 240.5 | 2 | 240.5 | 10 | 238.9 | 3 | 238.9 | 7 | 240.2 |
| 20 | 75 | Rowe Racing / SunEnergy1 | DEU | Kenny Habul | AUS | | Thomas Jäger | DEU | | Mercedes AMG GT3 | PROAM | 7 | 242.1 | 18 | 240.5 | 6 | 240.0 | 3 | 240.0 | 9 | 240.0 | 17 | 240.5 |
| 21 | 90 | Raton Racing by Target | ITA | Alberto Di Folco | ITA | | Christoph Lenz | CHE | | Lamborghini Huracan GT3 | PROAM | 8 | 242.1 | 19 | 241.6 | 17 | 241.0 | 3 | 241.0 | 14 | 241.0 | 18 | 241.3 |
| 22 | 19 | Raton Racing by Target | ITA | Jiatong Liang | CHN | | Raffaele Giammaria | ITA | | Lamborghini Huracan GT3 | PROAM | 9 | 241.6 | 12 | 241.6 | 14 | 241.0 | 13 | 240.5 | 3 | 240.5 | 10 | 241.0 |





Paul Ricard
International GT Open
Free Practice - 2
Fastest Laps Sequence



| Lap | Time of Day | Session Time | Nº | Entrant/Team | Nat | Driver 1 | Nat | Status | Driver 2 | Nat | Status | Vehicle | Cat | Time | Km/h |
|-----|--------------|--------------|----|----------------------------|-----|-------------------|-----|--------|-------------------|-----|--------|-------------------------|-------|-----------------|-------|
| 2 | 14:34:53.925 | 4:53.925 | 27 | Lazarus Racing | ITA | Nicola De Marco | ITA | | Nicolas Pohler | DEU | | Lamborghini Huracan GT3 | PRO | 2:04.745 | 168.0 |
| 2 | 14:35:12.148 | 5:12.148 | 63 | Emil Frey Racing | CHE | Albert Costa | ESP | | Giacomo Altoè | ITA | | Lamborghini Huracan GT3 | PRO | 2:02.180 | 171.5 |
| 3 | 14:37:14.225 | 7:14.225 | 63 | Emil Frey Racing | CHE | Albert Costa | ESP | | Giacomo Altoè | ITA | | Lamborghini Huracan GT3 | PRO | 2:02.077 | 171.6 |
| 4 | 14:39:16.019 | 9:16.019 | 63 | Emil Frey Racing | CHE | Albert Costa | ESP | | Giacomo Altoè | ITA | | Lamborghini Huracan GT3 | PRO | 2:01.794 | 172.0 |
| 3 | 14:58:31.071 | 28:31.071 | 10 | SPS Automotive Performance | DEU | Miguel Ramos | PRT | | Fabrizio Crestani | ITA | | Mercedes AMG GT3 | PRO | 2:01.514 | 172.4 |
| 4 | 15:00:32.140 | 30:32.140 | 10 | SPS Automotive Performance | DEU | Miguel Ramos | PRT | | Fabrizio Crestani | ITA | | Mercedes AMG GT3 | PRO | 2:01.069 | 173.1 |
| 5 | 15:01:01.416 | 31:01.416 | 20 | SPS Automotive Performance | DEU | Valentin Pierburg | DEU | | Tom Onslow-Cole | GBR | | Mercedes AMG GT3 | PROAM | 2:00.112 | 174.4 |
| 9 | 15:10:23.952 | 40:23.952 | 20 | SPS Automotive Performance | DEU | Valentin Pierburg | DEU | | Tom Onslow-Cole | GBR | | Mercedes AMG GT3 | PROAM | 1:59.670 | 175.1 |



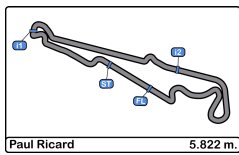


Paul Ricard
International GT Open
Free Practice - 2
Event Best Maximum Speed



| Nº | Entrant/Team | Nat | Driver 1 | Nat | Status | Driver 2 | Nat | Status | Vehicle | Cat | Km/h | Session |
|----|----------------------------|-----|-------------------------|-----|--------|---------------------|-----|--------|-------------------------|-------|-------|-------------------|
| 7 | Petri Corse | ITA | Petru Razvan Umbrurescu | ROU | | Jules Gounon | FRA | | Bentley Continental GT3 | PRO | 247.1 | Free Practice - 2 |
| 17 | Teo Martín Motorsport | ESP | Fran Rueda | ESP | | Andrés Saravia | GTM | | McLaren 720 s | PRO | 246.5 | Free Practice - 1 |
| 26 | Lazarus Racing | ITA | Eliseo Martínez | ESP | | Fabio Onidi | ITA | | Lamborghini Huracan GT3 | PRO | 246.0 | Free Practice - 1 |
| 96 | Optimum Motorsport | GBR | Oliver Wilkinson | GBR | | Bradley Ellis | GBR | | Aston Martin GT3 AMR | PROAM | 246.0 | Free Practice - 2 |
| 21 | Spirit of Race | ITA | Duncan Cameron | GBR | | Matt Griffin | IRL | | Ferrari 488 GT3 | PROAM | 244.8 | Free Practice - 2 |
| 63 | Emil Frey Racing | CHE | Albert Costa | ESP | | Giacomo Altoè | ITA | | Lamborghini Huracan GT3 | PRO | 243.7 | Free Practice - 1 |
| 66 | Vincenzo Sospiri Racing | ITA | Kang Ling | CHN | | Frederik Schandorff | DNK | | Lamborghini Huracan GT3 | PROAM | 243.7 | Free Practice - 2 |
| 93 | Spirit of Race / Tempesta | GBR | Christopher Froggatt | GBR | | Edward Cheever III | ITA | | Ferrari 488 GT3 | PROAM | 243.7 | Free Practice - 2 |
| 8 | Antonelli MotorSport | ITA | Giuseppe Cipriani | ITA | | | | | Mercedes AMG GT3 | AM | 243.7 | Free Practice - 2 |
| 20 | SPS Automotive Performance | DEU | Valentin Pierburg | DEU | | Tom Onslow-Cole | GBR | | Mercedes AMG GT3 | PROAM | 243.7 | Free Practice - 2 |
| 16 | Teo Martín Motorsport | ESP | Marcelo Hahn | BRA | | Allam Khodair | BRA | | McLaren 720 s | PROAM | 243.2 | Free Practice - 1 |
| 14 | Emil Frey Racing | CHE | Norbert Siedler | AUT | | Mikaël Grenier | CAN | | Lamborghini Huracan GT3 | PRO | 243.2 | Free Practice - 2 |
| 27 | Lazarus Racing | ITA | Nicola De Marco | ITA | | Nicolas Pohler | DEU | | Lamborghini Huracan GT3 | PRO | 243.2 | Free Practice - 2 |
| 25 | HTP Motorsport | DEU | Alexander Hrachowina | AUT | | Martin Konrad | AUT | | Mercedes AMG GT3 | AM | 243.2 | Free Practice - 2 |
| 6 | Antonelli MotorSport | ITA | Daniel Zampieri | ITA | | Alessio Rovera | ITA | | Mercedes AMG GT3 | PRO | 243.2 | Free Practice - 2 |
| 12 | Ombra Racing | ITA | Federico Leo | ITA | | Najiy Razak | MYS | | Lamborghini Huracan GT3 | PRO | 242.6 | Free Practice - 2 |
| 10 | SPS Automotive Performance | DEU | Miguel Ramos | PRT | | Fabrizio Crestani | ITA | | Mercedes AMG GT3 | PRO | 242.6 | Free Practice - 2 |
| 99 | Sports and You | PRT | António Coimbra | PRT | | Luis Silva | PRT | | Mercedes AMG GT3 | AM | 242.6 | Free Practice - 2 |
| 75 | Rowe Racing / SunEnergy1 | DEU | Kenny Habul | AUS | | Thomas Jäger | DEU | | Mercedes AMG GT3 | PROAM | 242.1 | Free Practice - 1 |
| 9 | Antonelli MotorSport | ITA | Davide Roda | ITA | | | | | Mercedes AMG GT3 | AM | 242.1 | Free Practice - 2 |
| 90 | Raton Racing by Target | ITA | Alberto Di Folco | ITA | | Christoph Lenz | CHE | | Lamborghini Huracan GT3 | PROAM | 242.1 | Free Practice - 2 |
| 19 | Raton Racing by Target | ITA | Jiatong Liang | CHN | | Raffaele Giammaria | ITA | | Lamborghini Huracan GT3 | PROAM | 241.6 | Free Practice - 2 |
| 59 | Teo Martín Motorsport | ESP | Martin Kodrić | HRV | | Henrique Chaves | PRT | | McLaren 720 s | PRO | 241.0 | Free Practice - 1 |





Paul Ricard
International GT Open
Free Practice - 2
Pit Stop Analysis



| | | | |
|---|-----------------|-----|----------------------|
| 6 | Daniel Zampieri | PRO | Antonelli MotorSport |
| | Alessio Rovera | | Mercedes AMG GT3 |

| Nr. | In Day Time | In Time | Out Time | Pit Time | T. Pit Time | Handicap | Penalty |
|-----|--------------|--------------|--------------|-----------|-------------|----------|---------|
| 1 | 14:41:54.539 | 14:41:54.539 | 14:54:01.125 | 12:06.586 | 12:06.586 | | |
| 2 | 15:12:30.702 | 15:12:30.702 | 15:16:06.492 | 3:35.790 | 15:42.376 | | |
| 3 | 15:26:24.118 | 15:26:24.118 | 15:28:27.507 | 2:03.389 | 17:45.765 | | |

| | | | |
|---|-------------------------|-----|-------------------------|
| 7 | Petru Razvan Umbrurescu | PRO | Petri Corse |
| | Jules Gounon | | Bentley Continental GT3 |

| Nr. | In Day Time | In Time | Out Time | Pit Time | T. Pit Time | Handicap | Penalty |
|-----|--------------|--------------|--------------|-----------|-------------|----------|---------|
| 1 | 14:35:49.685 | 14:35:49.685 | 14:53:32.795 | 17:43.110 | 17:43.110 | | |
| 2 | 15:03:47.586 | 15:03:47.586 | 15:06:38.774 | 2:51.188 | 20:34.298 | | |

| | | | |
|---|-------------------|----|----------------------|
| 8 | Giuseppe Cipriani | AM | Antonelli MotorSport |
| | | | Mercedes AMG GT3 |

| Nr. | In Day Time | In Time | Out Time | Pit Time | T. Pit Time | Handicap | Penalty |
|-----|--------------|--------------|--------------|-----------|-------------|----------|---------|
| 1 | 14:41:07.273 | 14:41:07.273 | 14:56:19.653 | 15:12.380 | 15:12.380 | | |
| 2 | 15:15:00.400 | 15:15:00.400 | 15:21:53.180 | 6:52.780 | 22:05.160 | | |

| | | | |
|---|-------------|----|----------------------|
| 9 | Davide Roda | AM | Antonelli MotorSport |
| | | | Mercedes AMG GT3 |

| Nr. | In Day Time | In Time | Out Time | Pit Time | T. Pit Time | Handicap | Penalty |
|-----|--------------|--------------|--------------|-----------|-------------|----------|---------|
| 1 | 14:41:20.926 | 14:41:20.926 | 14:54:34.781 | 13:13.855 | 13:13.855 | | |

| | | | |
|----|-------------------|-----|----------------------------|
| 10 | Miguel Ramos | PRO | SPS Automotive Performance |
| | Fabrizio Crestani | | Mercedes AMG GT3 |

| Nr. | In Day Time | In Time | Out Time | Pit Time | T. Pit Time | Handicap | Penalty |
|-----|--------------|--------------|--------------|-----------|-------------|----------|---------|
| 1 | 14:43:14.101 | 14:43:14.101 | 14:54:25.648 | 11:11.547 | 11:11.547 | | |
| 2 | 15:08:43.442 | 15:08:43.442 | 15:11:24.071 | 2:40.629 | 13:52.176 | | |
| 3 | 15:23:44.614 | 15:23:44.614 | 15:25:47.825 | 2:03.211 | 15:55.387 | | |

| | | | |
|----|-----------------|-----|-----------------------------|
| 14 | Norbert Siedler | PRO | Emil Frey Racing |
| | Mikaël Grenier | | Lamborghini Huracan GT3 EVO |

| Nr. | In Day Time | In Time | Out Time | Pit Time | T. Pit Time | Handicap | Penalty |
|-----|--------------|--------------|--------------|-----------|-------------|----------|---------|
| 1 | 14:42:45.210 | 14:42:45.210 | 14:55:33.293 | 12:48.083 | 12:48.083 | | |
| 2 | 15:18:09.720 | 15:18:09.720 | 15:19:24.421 | 1:14.701 | 14:02.784 | | |
| 3 | 15:25:29.665 | 15:25:29.665 | 15:26:44.467 | 1:14.802 | 15:17.586 | | |

| | | | |
|----|---------------|-------|-----------------------|
| 16 | Marcelo Hahn | PROAM | Teo Martín Motorsport |
| | Allam Khodair | | McLaren 720 s |

| Nr. | In Day Time | In Time | Out Time | Pit Time | T. Pit Time | Handicap | Penalty |
|-----|--------------|--------------|--------------|-----------|-------------|----------|---------|
| 1 | 14:39:10.827 | 14:39:10.827 | 14:55:05.783 | 15:54.956 | 15:54.956 | | |
| 2 | 14:57:11.354 | 14:57:11.354 | 14:57:37.297 | 25.943 | 16:20.899 | | |
| 3 | 15:07:57.480 | 15:07:57.480 | 15:09:43.231 | 1:45.751 | 18:06.650 | | |
| 4 | 15:19:49.834 | 15:19:49.834 | 15:21:45.603 | 1:55.769 | 20:02.419 | | |

| | | | |
|----|----------------|-----|-----------------------|
| 17 | Fran Rueda | PRO | Teo Martín Motorsport |
| | Andrés Saravia | | McLaren 720 s |

| Nr. | In Day Time | In Time | Out Time | Pit Time | T. Pit Time | Handicap | Penalty |
|-----|--------------|--------------|--------------|-----------|-------------|----------|---------|
| 1 | 14:43:17.485 | 14:43:17.485 | 14:53:11.659 | 9:54.174 | 9:54.174 | | |
| 2 | 14:59:23.423 | 14:59:23.423 | 15:20:44.061 | 21:20.638 | 31:14.812 | | |

| | | | |
|----|--------------------|-------|-----------------------------|
| 19 | Jiatong Liang | PROAM | Raton Racing by Target |
| | Raffaele Giammaria | | Lamborghini Huracan GT3 EVO |

| Nr. | In Day Time | In Time | Out Time | Pit Time | T. Pit Time | Handicap | Penalty |
|-----|--------------|--------------|--------------|-----------|-------------|----------|---------|
| 1 | 14:42:20.338 | 14:42:20.338 | 14:54:59.545 | 12:39.207 | 12:39.207 | | |
| 2 | 15:13:32.384 | 15:13:32.384 | 15:15:40.703 | 2:08.319 | 14:47.526 | | |

| | | | | | | | |
|---|--------------|--------------|--------------|----------|-----------|--|--|
| 3 | 15:17:48.782 | 15:17:48.782 | 15:18:14.928 | 26.146 | 15:13.672 | | |
| 4 | 15:20:22.431 | 15:20:22.431 | 15:21:40.023 | 1:17.592 | 16:31.264 | | |
| 5 | 15:23:52.723 | 15:23:52.723 | 15:25:42.095 | 1:49.372 | 18:20.636 | | |
| 6 | 15:27:47.224 | 15:27:47.224 | 15:28:13.798 | 26.574 | 18:47.210 | | |

| | | | |
|----|-------------------|-------|----------------------------|
| 20 | Valentin Pierburg | PROAM | SPS Automotive Performance |
| | Tom Onslow-Cole | | Mercedes AMG GT3 |

| Nr. | In Day Time | In Time | Out Time | Pit Time | T. Pit Time | Handicap | Penalty |
|-----|--------------|--------------|--------------|-----------|-------------|----------|---------|
| 1 | 14:42:43.277 | 14:42:43.277 | 14:54:49.606 | 12:06.329 | 12:06.329 | | |
| 2 | 15:05:02.524 | 15:05:02.524 | 15:06:20.869 | 1:18.345 | 13:24.674 | | |
| 3 | 15:12:24.544 | 15:12:24.544 | 15:13:48.383 | 1:23.839 | 14:48.513 | | |

| | | | |
|----|----------------|-------|-----------------|
| 21 | Duncan Cameron | PROAM | Spirit of Race |
| | Matt Griffin | | Ferrari 488 GT3 |

| Nr. | In Day Time | In Time | Out Time | Pit Time | T. Pit Time | Handicap | Penalty |
|-----|--------------|--------------|--------------|-----------|-------------|----------|---------|
| 1 | 15:08:52.736 | 15:08:52.736 | 15:25:34.549 | 16:41.813 | 16:41.813 | | |

| | | | |
|----|----------------------|----|------------------|
| 25 | Alexander Hrachowina | AM | HTP Motorsport |
| | Martin Konrad | | Mercedes AMG GT3 |

| Nr. | In Day Time | In Time | Out Time | Pit Time | T. Pit Time | Handicap | Penalty |
|-----|--------------|--------------|--------------|-----------|-------------|----------|---------|
| 1 | 14:39:15.308 | 14:39:15.308 | 14:55:39.896 | 16:24.588 | 16:24.588 | | |
| 2 | 15:01:58.784 | 15:01:58.784 | 15:08:13.264 | 6:14.480 | 22:39.068 | | |

| | | | |
|----|-----------------|-----|-------------------------|
| 26 | Eliseo Martínez | PRO | Lazarus Racing |
| | Fabio Onidi | | Lamborghini Huracan GT3 |

| Nr. | In Day Time | In Time | Out Time | Pit Time | T. Pit Time | Handicap | Penalty |
|-----|--------------|--------------|--------------|-----------|-------------|----------|---------|
| 1 | 14:42:01.778 | 14:42:01.778 | 14:54:02.614 | 12:00.836 | 12:00.836 | | |
| 2 | 15:12:43.136 | 15:12:43.136 | 15:15:04.076 | 2:20.940 | 14:21.776 | | |

| | | | |
|----|-----------------|-----|-------------------------|
| 27 | Nicola De Marco | PRO | Lazarus Racing |
| | Nicolas Pohler | | Lamborghini Huracan GT3 |

| Nr. | In Day Time | In Time | Out Time | Pit Time | T. Pit Time | Handicap | Penalty |
|-----|--------------|--------------|--------------|-----------|-------------|----------|---------|
| 1 | 14:41:09.212 | 14:41:09.212 | 14:53:37.116 | 12:27.904 | 12:27.904 | | |
| 2 | 15:04:02.537 | 15:04:02.537 | 15:06:26.192 | 2:23.655 | 14:51.559 | | |
| 3 | 15:12:48.320 | 15:12:48.320 | 15:16:08.135 | 3:19.815 | 18:11.374 | | |

| | | | |
|----|---------------|-----|-----------------------------|
| 63 | Albert Costa | PRO | Emil Frey Racing |
| | Giacomo Altoè | | Lamborghini Huracan GT3 EVO |

| Nr. | In Day Time | In Time | Out Time | Pit Time | T. Pit Time | Handicap | Penalty |
|-----|--------------|--------------|--------------|-----------|-------------|----------|---------|
| 1 | 14:41:23.019 | 14:41:23.019 | 14:53:43.006 | 12:19.987 | 12:19.987 | | |
| 2 | 15:22:19.009 | 15:22:19.009 | 15:23:33.111 | 1:14.102 | 13:34.089 | | |
| 3 | 15:27:35.490 | 15:27:35.490 | 15:28:50.133 | 1:14.643 | 14:48.732 | | |

| | | | |
|----|---------------------|-------|-------------------------|
| 66 | Kang Ling | PROAM | Vincenzo Sospiri Racing |
| | Frederik Schandorff | | Lamborghini Huracan GT3 |

| Nr. | In Day Time | In Time | Out Time | Pit Time | T. Pit Time | Handicap | Penalty |
|-----|--------------|--------------|--------------|-----------|-------------|----------|---------|
| 1 | 14:42:18.203 | 14:42:18.203 | 14:53:34.311 | 11:16.108 | 11:16.108 | | |
| 2 | 15:08:06.118 | 15:08:06.118 | 15:14:21.063 | 6:14.945 | 17:31.053 | | |

| | | | |
|----|--------------|-------|---------------------------------|
| 75 | Kenny Habul | PROAM | Rowe Racing / SunEnergy1 Racing |
| | Thomas Jäger | | Mercedes AMG GT3 |

| Nr. | In Day Time | In Time | Out Time | Pit Time | T. Pit Time | Handicap | Penalty |
|-----|--------------|--------------|--------------|-----------|-------------|----------|---------|
| 1 | 14:40:16.847 | 14:40:16.847 | 14:53:23.203 | 13:06.356 | 13:06.356 | | |
| 2 | 14:57:28.134 | 14:57:28.134 | 15:03:07.207 | 5:39.073 | 18:45.429 | | |





Paul Ricard
International GT Open
Free Practice - 2
Pit Stop Analysis



90

Alberto Di Folco PROAM Raton Racing by Target

Christoph Lenz Lamborghini Huracan GT3 EVO

| Nr. | In Day Time | In Time | Out Time | Pit Time | T. Pit Time | Handicap | Penalty |
|-----|--------------|--------------|--------------|-----------|-------------|----------|---------|
| 1 | 14:42:25.526 | 14:42:25.526 | 14:55:07.552 | 12:42.026 | 12:42.026 | | |
| 2 | 15:14:10.747 | 15:14:10.747 | 15:16:09.895 | 1:59.148 | 14:41.174 | | |
| 3 | 15:18:13.034 | 15:18:13.034 | 15:18:39.001 | 25.967 | 15:07.141 | | |

93

Christopher Froggatt PROAM Spirit of Race / Tempesta Racing

Edward Cheever III Ferrari 488 GT3

| Nr. | In Day Time | In Time | Out Time | Pit Time | T. Pit Time | Handicap | Penalty |
|-----|--------------|--------------|--------------|-----------|-------------|----------|---------|
| 1 | 14:41:38.687 | 14:41:38.687 | 14:53:09.388 | 11:30.701 | 11:30.701 | | |
| 2 | 15:03:35.538 | 15:03:35.538 | 15:06:08.080 | 2:32.542 | 14:03.243 | | |
| 3 | 15:14:23.260 | 15:14:23.260 | 15:17:57.251 | 3:33.991 | 17:37.234 | | |

96

Oliver Wilkinson PROAM Optimum Motorsport

Bradley Ellis Aston Martin GT3 AMR MY2019

| Nr. | In Day Time | In Time | Out Time | Pit Time | T. Pit Time | Handicap | Penalty |
|-----|--------------|--------------|--------------|-----------|-------------|----------|---------|
| 1 | 14:41:10.939 | 14:41:10.939 | 14:53:25.357 | 12:14.418 | 12:14.418 | | |
| 2 | 14:55:28.940 | 14:55:28.940 | 15:06:54.406 | 11:25.466 | 23:39.884 | | |
| 3 | 15:17:07.680 | 15:17:07.680 | 15:18:23.461 | 1:15.781 | 24:55.665 | | |

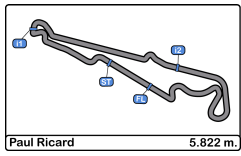
99

António Coimbra AM Sports and You

Luis Silva Mercedes AMG GT3

| Nr. | In Day Time | In Time | Out Time | Pit Time | T. Pit Time | Handicap | Penalty |
|-----|--------------|--------------|--------------|-----------|-------------|----------|---------|
| 1 | 14:42:24.914 | 14:42:24.914 | 14:54:10.228 | 11:45.314 | 11:45.314 | | |
| 2 | 15:14:54.150 | 15:14:54.150 | 15:17:54.189 | 3:00.039 | 14:45.353 | | |

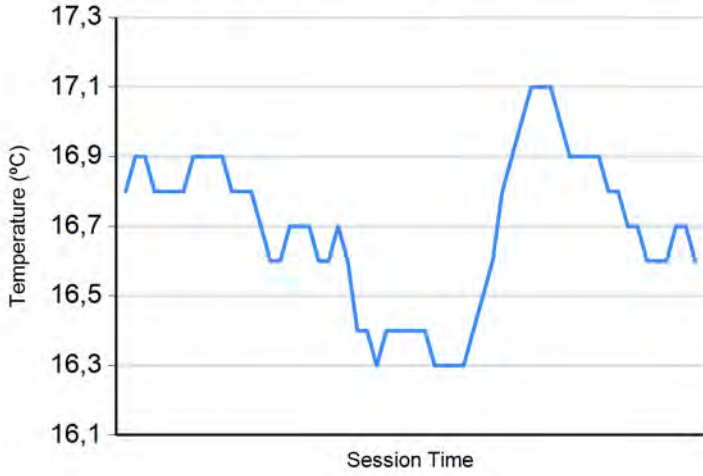




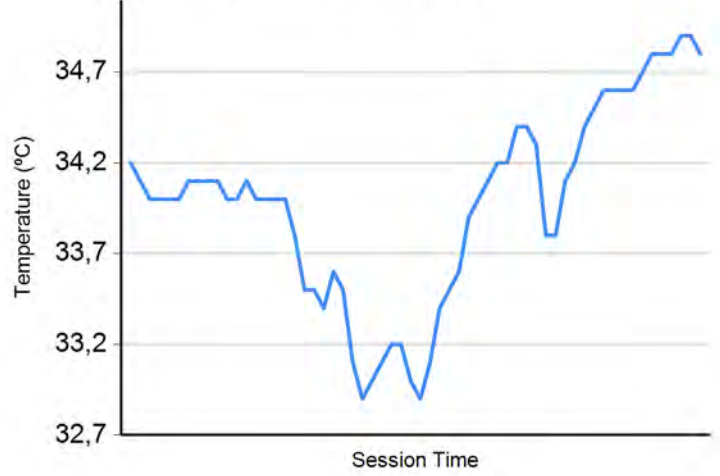
Paul Ricard
International GT Open
Free Practice - 2
Weather Report



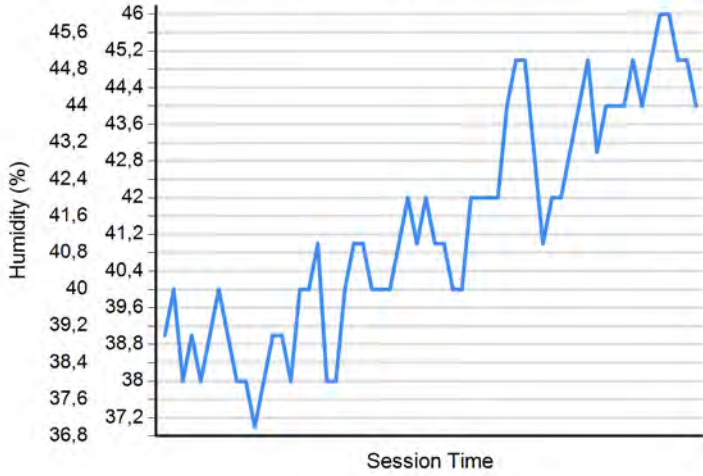
Air Temperature



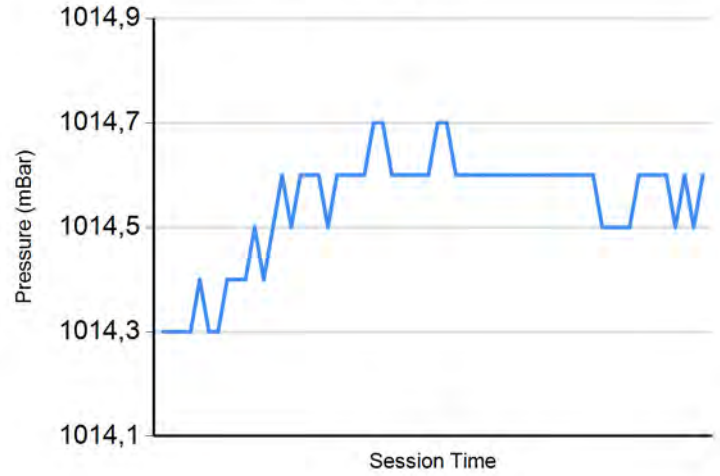
Track Temperature



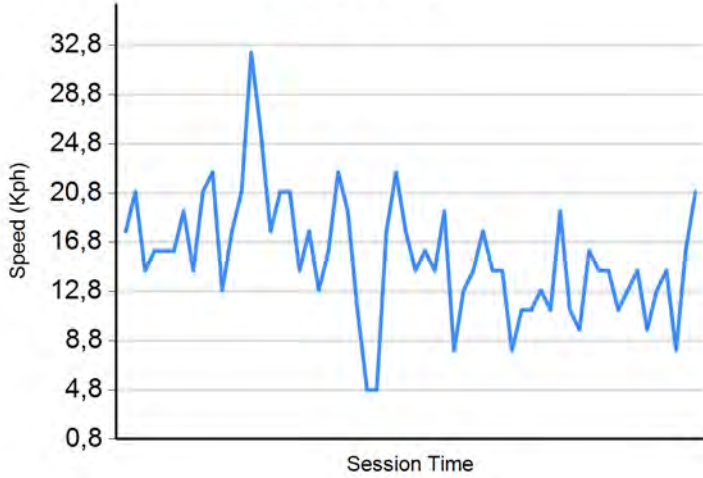
Humidity



Pressure

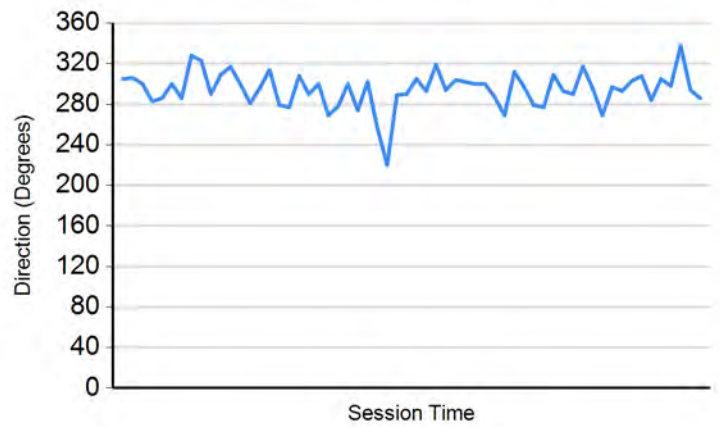


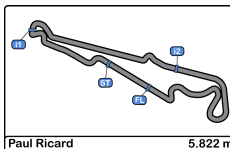
Wind Speed



Wind direction

North = 0°/360° Est = 90° South = 180° West = 270°





Paul Ricard
International GT Open
Free Practice 1 - 2
Results

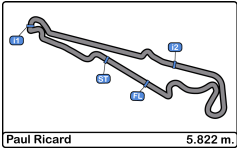


| Cls | Nº | Entrant/Team | Nat | Driver 1 | Nat | Status | Driver 2 | Nat | Status | Vehicle | Cat | Cls | Laps | Free Practice - 1 | Free Practice - 2 | Best | Gap | Interval | Km/h | | |
|-----|----|-----------------------------|-----|----------------------|-----|--------|---------------------|-----|--------|-------------------------|-------|-----|------|-------------------|-------------------|----------|----------|----------|--------|--------|-------|
| 1 | 20 | SPS Automotive Performan | DEU | Valentin Pierburg | DEU | | Tom Onslow-Cole | GBR | | Mercedes AMG GT3 | PROAM | 1 | 15 | | 1:59.670 | 9 | 1:59.670 | | | 175.1 | |
| 2 | 16 | Teo Martín Motorsport | ESP | Marcelo Hahn | BRA | | Allam Khodair | BRA | | McLaren 720 s | PROAM | 2 | 28 | 2:02.141 | 3 | 2:00.842 | 11 | 2:00.842 | 1.172 | 1.172 | 173.4 |
| 3 | 10 | SPS Automotive Performan | DEU | Miguel Ramos | PRT | | Fabrizio Crestani | ITA | | Mercedes AMG GT3 | PRO | 1 | 16 | | | 2:01.066 | 7 | 2:01.066 | 1.396 | 0.224 | 173.1 |
| 4 | 27 | Lazarus Racing | ITA | Nicola De Marco | ITA | | Nicolas Pohler | DEU | | Lamborghini Huracan GT3 | PRO | 2 | 23 | 2:01.092 | 3 | 2:02.653 | 18 | 2:01.092 | 1.422 | 0.026 | 173.0 |
| 5 | 6 | Antonelli MotorSport | ITA | Daniel Zampieri | ITA | | Alessio Rovera | ITA | | Mercedes AMG GT3 | PRO | 3 | 29 | 2:01.934 | 6 | 2:01.115 | 13 | 2:01.115 | 1.445 | 0.023 | 173.0 |
| 6 | 17 | Teo Martín Motorsport | ESP | Fran Rueda | ESP | | Andrés Saravia | ITA | | McLaren 720 s | PRO | 4 | 39 | 2:02.114 | 11 | 2:01.233 | 16 | 2:01.233 | 1.563 | 0.118 | 172.8 |
| 7 | 63 | Emil Frey Racing | CHE | Albert Costa | ESP | | Giacomo Altoè | ITA | | Lamborghini Huracan GT3 | PRO | 5 | 25 | 2:02.536 | 3 | 2:01.481 | 17 | 2:01.481 | 1.811 | 0.248 | 172.5 |
| 8 | 90 | Raton Racing by Target | ITA | Alberto Di Folco | ITA | | Christoph Lenz | CHE | | Lamborghini Huracan GT3 | PROAM | 3 | 19 | | | 2:01.668 | 19 | 2:01.668 | 1.998 | 0.187 | 172.2 |
| 9 | 75 | Rowe Racing / SunEnergy1 | DEU | Kenny Habul | AUS | | Thomas Jäger | DEU | | Mercedes AMG GT3 | PROAM | 4 | 36 | 2:01.879 | 5 | 2:02.127 | 3 | 2:01.879 | 2.209 | 0.211 | 171.9 |
| 10 | 93 | Spirit of Race / Tempesta R | GBR | Christopher Froggatt | GBR | | Edward Cheever III | ITA | | Ferrari 488 GT3 | PROAM | 5 | 20 | 2:03.319 | 4 | 2:01.930 | 9 | 2:01.930 | 2.260 | 0.051 | 171.8 |
| 11 | 14 | Emil Frey Racing | CHE | Norbert Siedler | AUT | | Mikaël Grenier | CAN | | Lamborghini Huracan GT3 | PRO | 6 | 23 | 2:02.875 | 3 | 2:02.006 | 4 | 2:02.006 | 2.336 | 0.076 | 171.7 |
| 12 | 26 | Lazarus Racing | ITA | Eliseo Martínez | ESP | | Fabio Onidi | ITA | | Lamborghini Huracan GT3 | PRO | 7 | 28 | 2:02.983 | 5 | 2:02.079 | 18 | 2:02.079 | 2.409 | 0.073 | 171.6 |
| 13 | 96 | Optimum Motorsport | GBR | Oliver Wilkinson | GBR | | Bradley Ellis | GBR | | Aston Martin GT3 AMR M | PROAM | 6 | 29 | 2:03.095 | 9 | 2:02.136 | 8 | 2:02.136 | 2.466 | 0.057 | 171.6 |
| 14 | 7 | Petri Corse | ITA | Petru Razvan Umbrasc | ROU | | Jules Gounon | FRA | | Bentley Continental GT3 | PRO | 8 | 27 | 2:03.430 | 8 | 2:02.136 | 5 | 2:02.136 | 2.466 | 0.000 | 171.6 |
| 15 | 19 | Raton Racing by Target | ITA | Jiatong Liang | CHN | | Raffaele Giammaria | ITA | | Lamborghini Huracan GT3 | PROAM | 7 | 18 | | | 2:02.144 | 13 | 2:02.144 | 2.474 | 0.008 | 171.5 |
| 16 | 21 | Spirit of Race | ITA | Duncan Cameron | GBR | | Matt Griffin | IRE | | Ferrari 488 GT3 | PROAM | 8 | 21 | 2:02.554 | 6 | 2:02.220 | 13 | 2:02.220 | 2.550 | 0.076 | 171.4 |
| 17 | 8 | Antonelli MotorSport | ITA | Giuseppe Cipriani | ITA | | | | | Mercedes AMG GT3 | AM | 1 | 21 | 2:04.078 | 7 | 2:02.260 | 12 | 2:02.260 | 2.590 | 0.040 | 171.4 |
| 18 | 66 | Vincenzo Sospiri Racing | ITA | Kang Ling | CHN | | Frederik Schandorff | DNK | | Lamborghini Huracan GT3 | PROAM | 9 | 25 | 2:03.947 | 3 | 2:02.359 | 18 | 2:02.359 | 2.689 | 0.099 | 171.2 |
| 19 | 25 | HTP Motorsport | DEU | Alexander Hrachowina | AUT | | Martin Konrad | AUT | | Mercedes AMG GT3 | AM | 2 | 32 | 2:03.254 | 13 | 2:03.030 | 3 | 2:03.030 | 3.360 | 0.671 | 170.3 |
| 20 | 9 | Antonelli MotorSport | ITA | Davide Roda | ITA | | | | | Mercedes AMG GT3 | AM | 3 | 16 | 2:05.039 | 6 | 2:03.078 | 9 | 2:03.078 | 3.408 | 0.048 | 170.2 |
| 21 | 99 | Sports and You | PRT | António Coimbra | PRT | | Luis Silva | PRT | | Mercedes AMG GT3 | AM | 4 | 28 | 2:06.320 | 8 | 2:03.353 | 13 | 2:03.353 | 3.683 | 0.275 | 169.9 |
| 22 | 12 | Ombra Racing | ITA | Federico Leo | ITA | | Najiy Razak | MYS | | Lamborghini Huracan GT3 | PRO | 9 | 20 | 2:04.075 | 3 | 2:04.509 | 3 | 2:04.075 | 4.405 | 0.722 | 168.9 |
| 23 | 59 | Teo Martín Motorsport | ESP | Martin Kodrić | HRV | | Henrique Chaves | PRT | | McLaren 720 s | PRO | 10 | 3 | 2:30.944 | 3 | | | 2:30.944 | 31.274 | 26.869 | 138.8 |

Published at:.....

| | | |
|------------------|-----------------------|--------------------|
| Stewards: | Race Director: | Timekeeper: |
| | | |





Paul Ricard
International GT Open
Free Practice - 3 - bronze drivers
Provisional Results



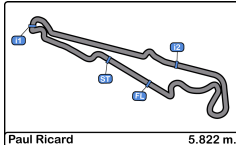
| Cls | Nº | Entrant/Team | Nat | Driver 1 | Nat | Driver 2 | Nat | Vehicle | Cat | Cls | Laps | Best | Time | Gap | Interval | Km/h |
|-----|----|----------------------------|-----|----------------------|-----|---------------------|-----|-----------------------------|-------|-----|------|------|----------|-------|----------|-------|
| 1 | 20 | SPS Automotive Performance | DEU | Valentin Pierburg | DEU | Tom Onslow-Cole | GBR | Mercedes AMG GT3 | PROAM | 1 | 15 | 15 | 2:00.617 | | | 173.7 |
| 2 | 10 | SPS Automotive Performance | DEU | Miguel Ramos | PRT | Fabrizio Crestani | ITA | Mercedes AMG GT3 | PRO | 1 | 16 | 15 | 2:00.630 | 0.013 | 0.013 | 173.7 |
| 3 | 25 | HTP Motorsport | DEU | Alexander Hrachowina | AUT | Martin Konrad | AUT | Mercedes AMG GT3 | AM | 1 | 18 | 17 | 2:01.188 | 0.571 | 0.558 | 172.9 |
| 4 | 8 | Antonelli MotorSport | ITA | Giuseppe Cipriani | ITA | | | Mercedes AMG GT3 | AM | 2 | 16 | 14 | 2:01.218 | 0.601 | 0.030 | 172.9 |
| 5 | 19 | Raton Racing by Target | ITA | Jiatong Liang | CHN | Raffaele Giammaria | ITA | Lamborghini Huracan GT3 EVO | PROAM | 2 | 16 | 14 | 2:02.061 | 1.444 | 0.843 | 171.7 |
| 6 | 93 | Spirit of Race / Tempesta | GBR | Christopher Froggatt | GBR | Edward Cheever III | ITA | Ferrari 488 GT3 | PROAM | 3 | 15 | 13 | 2:02.156 | 1.539 | 0.095 | 171.5 |
| 7 | 96 | Optimum Motorsport | GBR | Oliver Wilkinson | GBR | Bradley Ellis | GBR | Aston Martin GT3 AMR MY2019 | PROAM | 4 | 18 | 15 | 2:02.308 | 1.691 | 0.152 | 171.3 |
| 8 | 66 | Vincenzo Sospiri Racing | ITA | Kang Ling | CHN | Frederik Schandorff | DNK | Lamborghini Huracan GT3 | PROAM | 5 | 8 | 6 | 2:02.526 | 1.909 | 0.218 | 171.0 |
| 9 | 21 | Spirit of Race | ITA | Duncan Cameron | GBR | Matt Griffin | IRL | Ferrari 488 GT3 | PROAM | 6 | 17 | 15 | 2:02.844 | 2.227 | 0.318 | 170.6 |
| 10 | 16 | Teo Martín Motorsport | ESP | Marcelo Hahn | BRA | Allam Khodair | BRA | McLaren 720 s | PROAM | 7 | 13 | 11 | 2:02.872 | 2.255 | 0.028 | 170.5 |
| 11 | 75 | Rowe Racing / SunEnergy1 | DEU | Kenny Habul | AUS | Thomas Jäger | DEU | Mercedes AMG GT3 | PROAM | 8 | 16 | 6 | 2:02.891 | 2.274 | 0.019 | 170.5 |
| 12 | 9 | Antonelli MotorSport | ITA | Davide Roda | ITA | | | Mercedes AMG GT3 | AM | 3 | 14 | 8 | 2:03.030 | 2.413 | 0.139 | 170.3 |
| 13 | 99 | Sports and You | PRT | António Coimbra | PRT | Luis Silva | PRT | Mercedes AMG GT3 | AM | 4 | 13 | 9 | 2:03.894 | 3.277 | 0.864 | 169.1 |
| 14 | 90 | Raton Racing by Target | ITA | Alberto Di Folco | ITA | Christoph Lenz | CHE | Lamborghini Huracan GT3 EVO | PROAM | 9 | 17 | 16 | 2:03.928 | 3.311 | 0.034 | 169.1 |

Published at:.....

Track Temp: 28.0 °C Air Temp: 14.4 °C Humidity: 56 % Track Status: DRY

| | | |
|-----------|----------------|---|
| Stewards: | Race Director: | Timekeeper:  |
|-----------|----------------|---|





Paul Ricard
International GT Open
Free Practice - 3 - bronze drivers
Provisional Results by Class



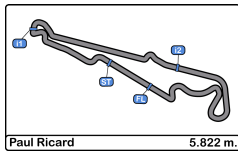
| Cls | Nº | Entrant/Team | Nat | Driver 1 | Nat | Status | Driver 2 | Nat | Status | Vehicle | Cat | Cls | Laps | Best | Time | Gap | Interval | Km/h | |
|--------------|----|----------------------------|-----|----------------------|-----|--------|---------------------|-----|--------|-----------------------------|-------|-----|------|------|----------|-------|----------|-------|--|
| PRO | | | | | | | | | | | | | | | | | | | |
| 1 | 10 | SPS Automotive Performance | DEU | Miguel Ramos | PRT | | Fabrizio Crestani | ITA | | Mercedes AMG GT3 | PRO | 1 | 16 | 15 | 2:00.630 | | | 173.7 | |
| PROAM | | | | | | | | | | | | | | | | | | | |
| 1 | 20 | SPS Automotive Performance | DEU | Valentin Pierburg | DEU | | Tom Onslow-Cole | GBR | | Mercedes AMG GT3 | PROAM | 1 | 15 | 15 | 2:00.617 | | | 173.7 | |
| 2 | 19 | Raton Racing by Target | ITA | Jiatong Liang | CHN | | Raffaele Giammaria | ITA | | Lamborghini Huracan GT3 EVO | PROAM | 2 | 16 | 14 | 2:02.061 | 1.444 | 1.444 | 171.7 | |
| 3 | 93 | Spirit of Race / Tempesta | GBR | Christopher Froggatt | GBR | | Edward Cheever III | ITA | | Ferrari 488 GT3 | PROAM | 3 | 15 | 13 | 2:02.156 | 1.539 | 0.095 | 171.5 | |
| 4 | 96 | Optimum Motorsport | GBR | Oliver Wilkinson | GBR | | Bradley Ellis | GBR | | Aston Martin GT3 AMR MY2019 | PROAM | 4 | 18 | 15 | 2:02.308 | 1.691 | 0.152 | 171.3 | |
| 5 | 66 | Vincenzo Sospiri Racing | ITA | Kang Ling | CHN | | Frederik Schandorff | DNK | | Lamborghini Huracan GT3 | PROAM | 5 | 8 | 6 | 2:02.526 | 1.909 | 0.218 | 171.0 | |
| 6 | 21 | Spirit of Race | ITA | Duncan Cameron | GBR | | Matt Griffin | IRL | | Ferrari 488 GT3 | PROAM | 6 | 17 | 15 | 2:02.844 | 2.227 | 0.318 | 170.6 | |
| 7 | 16 | Teo Martín Motorsport | ESP | Marcelo Hahn | BRA | | Allam Khodair | BRA | | McLaren 720 s | PROAM | 7 | 13 | 11 | 2:02.872 | 2.255 | 0.028 | 170.5 | |
| 8 | 75 | Rowe Racing / SunEnergy1 | DEU | Kenny Habul | AUS | | Thomas Jäger | DEU | | Mercedes AMG GT3 | PROAM | 8 | 16 | 6 | 2:02.891 | 2.274 | 0.019 | 170.5 | |
| 9 | 90 | Raton Racing by Target | ITA | Alberto Di Folco | ITA | | Christoph Lenz | CHE | | Lamborghini Huracan GT3 EVO | PROAM | 9 | 17 | 16 | 2:03.928 | 3.311 | 1.037 | 169.1 | |
| AM | | | | | | | | | | | | | | | | | | | |
| 1 | 25 | HTP Motorsport | DEU | Alexander Hrachowina | AUT | | Martin Konrad | AUT | | Mercedes AMG GT3 | AM | 1 | 18 | 17 | 2:01.188 | | | 172.9 | |
| 2 | 8 | Antonelli MotorSport | ITA | Giuseppe Cipriani | ITA | | | | | Mercedes AMG GT3 | AM | 2 | 16 | 14 | 2:01.218 | 0.030 | 0.030 | 172.9 | |
| 3 | 9 | Antonelli MotorSport | ITA | Davide Roda | ITA | | | | | Mercedes AMG GT3 | AM | 3 | 14 | 8 | 2:03.030 | 1.842 | 1.812 | 170.3 | |
| 4 | 99 | Sports and You | PRT | António Coimbra | PRT | | Luis Silva | PRT | | Mercedes AMG GT3 | AM | 4 | 13 | 9 | 2:03.894 | 2.706 | 0.864 | 169.1 | |

Published at:.....

Track Temp: 28.0 °C Air Temp: 14.4 °C Humidity: 56 % Track Status: DRY

| | | |
|------------------|-----------------------|--------------------|
| Stewards: | Race Director: | Timekeeper: |
|------------------|-----------------------|--------------------|





Paul Ricard
International GT Open
Free Practice - 3 - bronze drivers
Lap Analysis



8

1 Giuseppe Cipriani Mercedes AMG GT3
 AM 2 Antonelli MotorSport

| Lap | D | Time | Sector 1 | Sector 2 | Sector 3 | T. Spd | Elapsed |
|-----|---|--------------|--------------|----------|----------|--------|--------------|
| 1 | | 17:24:49.028 | 17:23:14.818 | 39.916 | 54.294 | | 17:24:49.028 |
| 2 | | 2:04.902 | 34.990 | 37.223 | 52.689 | 239.4 | 17:26:53.930 |
| 3 | | 3:24.815 P | 34.490 | 37.202 | 2:13.123 | 241.0 | 17:30:18.745 |
| 4 | | 2:30.386 | 56.985 | 40.051 | 53.350 | | 17:32:49.131 |
| 5 | | 2:03.328 | 34.443 | 37.067 | 51.818 | 241.0 | 17:34:52.459 |
| 6 | | 2:01.994 | 34.154 | 36.688 | 51.152 | 242.6 | 17:36:54.453 |
| 7 | | 2:02.384 | 34.017 | 36.798 | 51.569 | 242.6 | 17:38:56.837 |
| 8 | | 2:01.951 | 33.871 | 36.865 | 51.215 | 241.6 | 17:40:58.788 |
| 9 | | 2:01.963 | 33.821 | 36.638 | 51.504 | 242.6 | 17:43:00.751 |
| 10 | | 4:38.504 P | 35.078 | 39.722 | 3:23.704 | 242.6 | 17:47:39.255 |
| 11 | | 2:24.862 | 53.392 | 38.493 | 52.977 | | 17:50:04.117 |
| 12 | | 2:02.002 | 34.075 | 36.723 | 51.204 | 242.6 | 17:52:06.119 |
| 13 | | 2:01.670 | 33.891 | 36.640 | 51.139 | 242.6 | 17:54:07.789 |
| 14 | | 2:01.218 | 33.486 | 36.578 | 51.154 | 242.1 | 17:56:09.007 |
| 15 | | 2:06.677 | 33.615 | 37.256 | 55.806 | 242.1 | 17:58:15.684 |
| 16 | | 2:01.474 | 33.422 | 36.690 | 51.362 | 242.6 | 18:00:17.158 |
| 17 | | | 46.364 | 47.240 | | 170.3 | |

10

1 Miguel Ramos Mercedes AMG GT3
 PRO 2 Fabrizio Crestani SPS Automotive Performance

| Lap | D | Time | Sector 1 | Sector 2 | Sector 3 | T. Spd | Elapsed |
|-----|---|--------------|--------------|----------|----------|--------|--------------|
| 1 | | 17:24:08.355 | 17:22:37.847 | 37.722 | 52.786 | | 17:24:08.355 |
| 2 | | 2:01.841 | 33.963 | 36.725 | 51.153 | 240.0 | 17:26:10.196 |
| 3 | | 2:11.115 | 33.721 | 36.955 | 1:00.439 | 241.6 | 17:28:21.311 |
| 4 | | 2:02.156 | 33.718 | 36.899 | 51.539 | 240.5 | 17:30:23.467 |
| 5 | | 2:01.682 | 33.570 | 36.596 | 51.516 | 240.5 | 17:32:25.149 |
| 6 | | 4:35.089 P | 34.902 | 39.246 | 3:20.941 | 240.0 | 17:37:00.238 |
| 7 | | 2:28.464 | 50.973 | 39.738 | 57.753 | | 17:39:28.702 |
| 8 | | 2:09.797 | 33.676 | 39.823 | 56.298 | 241.6 | 17:41:38.499 |
| 9 | | 2:01.488 | 33.494 | 36.782 | 51.212 | 242.1 | 17:43:39.987 |
| 10 | | 2:01.019 | 33.528 | 36.426 | 51.065 | 241.0 | 17:45:41.006 |
| 11 | | 2:00.677 | 33.406 | 36.419 | 50.852 | 242.1 | 17:47:41.683 |
| 12 | | 2:07.216 | 33.420 | 36.702 | 57.094 | 242.6 | 17:49:48.899 |
| 13 | | 2:01.274 | 33.376 | 36.400 | 51.498 | 240.5 | 17:51:50.173 |
| 14 | | 2:00.688 | 33.459 | 36.424 | 50.805 | 240.5 | 17:53:50.861 |
| 15 | | 2:00.630 | 33.417 | 36.484 | 50.729 | 240.5 | 17:55:51.491 |
| 16 | | 2:00.725 | 33.206 | 36.559 | 50.960 | 241.0 | 17:57:52.216 |
| 17 | | | 33.358 | 36.505 | | 241.6 | |

9

1 Davide Roda Mercedes AMG GT3
 AM 2 Antonelli MotorSport

| Lap | D | Time | Sector 1 | Sector 2 | Sector 3 | T. Spd | Elapsed |
|-----|---|--------------|--------------|----------|----------|--------|--------------|
| 1 | | 17:24:59.660 | 17:23:25.049 | 39.667 | 54.944 | | 17:24:59.660 |
| 2 | | 2:05.992 | 35.764 | 37.422 | 52.806 | 240.0 | 17:27:05.652 |
| 3 | | 2:04.017 | 34.560 | 37.425 | 52.032 | 241.0 | 17:29:09.669 |
| 4 | | 2:03.246 | 34.045 | 37.033 | 52.168 | 241.6 | 17:31:12.915 |
| 5 | | 2:03.465 | 34.326 | 37.331 | 51.808 | 240.5 | 17:33:16.380 |
| 6 | | 3:21.992 P | 34.353 | 37.565 | 2:10.074 | 244.8 | 17:36:38.372 |
| 7 | | 2:40.954 | 52.947 | 38.775 | 1:09.232 | | 17:39:19.326 |
| 8 | | 2:03.030 | 34.140 | 37.173 | 51.717 | 243.2 | 17:41:22.356 |
| 9 | | 2:05.677 | 34.013 | 37.163 | 54.501 | 244.3 | 17:43:28.033 |
| 10 | | 2:04.098 | 34.493 | 37.195 | 52.410 | 243.2 | 17:45:32.131 |
| 11 | | 2:03.034 | 34.275 | 37.015 | 51.744 | 241.6 | 17:47:35.165 |
| 12 | | 2:49.147 P | 34.238 | 37.104 | 1:37.805 | 243.2 | 17:50:24.312 |
| 13 | | 2:48.957 | 49.298 | 36.891 | 1:22.768 | | 17:53:13.269 |
| 14 | | 2:07.280 | 34.269 | 34.917 | 58.094 | 242.6 | 17:55:20.549 |
| 15 | | | 34.038 | 36.987 | | 242.6 | |

16

1 Marcelo Hahn McLaren 720 s
 PROAM 2 Allam Khodair Teo Martín Motorsport

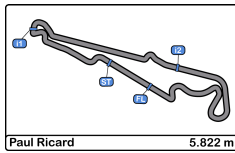
| Lap | D | Time | Sector 1 | Sector 2 | Sector 3 | T. Spd | Elapsed |
|-----|---|--------------|--------------|----------|----------|--------|--------------|
| 1 | | 17:32:14.130 | 17:30:44.214 | 37.147 | 52.769 | | 17:32:14.130 |
| 2 | | 2:03.415 | 34.178 | 36.945 | 52.292 | 237.3 | 17:34:17.545 |
| 3 | | 2:03.182 | 34.012 | 37.185 | 51.985 | 239.4 | 17:36:20.727 |
| 4 | | 2:03.560 | 34.138 | 37.281 | 52.141 | 241.6 | 17:38:24.287 |
| 5 | | 2:03.465 | 34.102 | 37.243 | 52.120 | 241.6 | 17:40:27.752 |
| 6 | | 2:03.581 | 34.131 | 37.351 | 52.099 | 242.1 | 17:42:31.333 |
| 7 | | 2:03.351 | 33.922 | 37.083 | 52.346 | 243.2 | 17:44:34.684 |
| 8 | | 2:04.522 | 34.137 | 37.137 | 53.248 | 242.1 | 17:46:39.206 |
| 9 | | 2:12.054 P | 34.035 | 36.924 | 1:01.095 | 241.6 | 17:48:51.260 |
| 10 | | 6:36.057 | 5:07.004 | 37.188 | 51.865 | | 17:55:27.317 |
| 11 | | 2:02.872 | 33.921 | 36.922 | 52.029 | 242.1 | 17:57:30.189 |
| 12 | | 2:03.075 | 33.761 | 37.876 | 51.438 | 242.6 | 17:59:33.264 |
| 13 | | 2:28.783 P | 33.634 | 36.882 | 1:18.267 | 243.7 | 18:02:02.047 |

19

1 Jiatong Liang Lamborghini Huracan GT3 EVO
 PROAM 2 Raffaele Giammaria Raton Racing by Target

| Lap | D | Time | Sector 1 | Sector 2 | Sector 3 | T. Spd | Elapsed |
|-----|---|----------------|--------------|----------|----------|--------|--------------|
| 1 | | 17:25:09.125 P | 17:22:39.646 | 38.048 | 1:51.431 | | 17:25:09.125 |
| 2 | | 3:20.137 P | 50.897 | 36.960 | 1:52.280 | | 17:28:29.262 |
| 3 | | 2:19.065 | 49.867 | 36.877 | 52.321 | | 17:30:48.327 |
| 4 | | 2:03.312 | 34.125 | 36.804 | 52.383 | 239.4 | 17:32:51.639 |
| 5 | | 2:06.869 | 36.395 | 38.027 | 52.447 | 239.4 | 17:34:58.508 |
| 6 | | 2:02.909 | 33.857 | 36.956 | 52.096 | 240.5 | 17:37:01.417 |
| 7 | | 2:03.530 | 33.860 | 36.955 | 52.715 | 240.5 | 17:39:04.947 |
| 8 | | 2:03.023 | 33.914 | 36.885 | 52.224 | 240.5 | 17:41:07.970 |
| 9 | | 2:03.663 | 34.083 | 36.987 | 52.593 | 240.5 | 17:43:11.633 |
| 10 | | 2:02.443 | 33.688 | 36.720 | 52.035 | 240.5 | 17:45:14.076 |
| 11 | | 3:08.421 P | 37.806 | 38.066 | 1:52.549 | 238.9 | 17:48:22.497 |
| 12 | | 2:20.925 | 50.144 | 37.184 | 53.597 | | 17:50:43.422 |
| 13 | | 2:02.796 | 33.809 | 36.867 | 52.120 | 240.0 | 17:52:46.218 |
| 14 | | 2:02.061 | 33.665 | 36.681 | 51.715 | 240.5 | 17:54:48.279 |
| 15 | | 2:06.148 | 34.952 | 37.081 | 54.115 | 240.5 | 17:56:54.427 |
| 16 | | 2:02.371 | 33.722 | 36.671 | 51.978 | 241.0 | 17:58:56.798 |
| 17 | | | 33.620 | 36.774 | | 241.0 | |





Paul Ricard
International GT Open
Free Practice - 3 - bronze drivers
Lap Analysis



| 20 | | | | | | | 25 | | | | | | | | |
|--|---|--------------|--------------|----------|----------|--------|---|-----|---|--------------|--------------|----------|----------|--------|--------------|
| 1 Valentin Pierburg Mercedes AMG GT3 | | | | | | | 1 Alexander Hrachowina Mercedes AMG GT3 | | | | | | | | |
| PROAM 2 Tom Onslow-Cole SPS Automotive Performance | | | | | | | AM 2 Martin Konrad HTP Motorsport | | | | | | | | |
| Lap | D | Time | Sector 1 | Sector 2 | Sector 3 | T. Spd | Elapsed | Lap | D | Time | Sector 1 | Sector 2 | Sector 3 | T. Spd | Elapsed |
| 1 | | 17:25:11.354 | 17:23:38.747 | 39.228 | 53.379 | | 17:25:11.354 | 1 | | 17:23:49.822 | 17:22:17.815 | 38.364 | 53.643 | | 17:23:49.822 |
| 2 | | 2:03.697 | 34.139 | 36.901 | 52.657 | 241.0 | 17:27:15.051 | 2 | | 2:04.444 | 34.400 | 37.159 | 52.885 | 238.4 | 17:25:54.266 |
| 3 | | 2:03.013 | 34.050 | 36.706 | 52.257 | 240.5 | 17:29:18.064 | 3 | | 2:04.263 | 34.204 | 37.279 | 52.780 | 240.5 | 17:27:58.529 |
| 4 | | 3:16.093 P | 34.070 | 36.786 | 2:05.237 | 240.0 | 17:32:34.157 | 4 | | 2:04.459 | 34.376 | 36.929 | 53.154 | 240.5 | 17:30:02.988 |
| 5 | | 2:31.458 | 58.083 | 39.297 | 54.078 | | 17:35:05.615 | 5 | | 2:04.267 | 34.281 | 36.957 | 53.029 | 240.0 | 17:32:07.255 |
| 6 | | 2:04.293 | 34.666 | 36.936 | 52.691 | 241.0 | 17:37:09.908 | 6 | | 2:12.086 P | 34.510 | 37.078 | 1:00.498 | 240.0 | 17:34:19.341 |
| 7 | | 2:03.191 | 33.974 | 36.736 | 52.481 | 241.0 | 17:39:13.099 | 7 | | 2:53.693 | 1:22.447 | 37.570 | 53.676 | | 17:37:13.034 |
| 8 | | 2:02.231 | 33.774 | 36.750 | 51.707 | 242.1 | 17:41:15.330 | 8 | | 2:03.471 | 34.006 | 36.830 | 52.635 | 243.7 | 17:39:16.505 |
| 9 | | 4:08.431 P | 33.919 | 36.854 | 2:57.658 | 241.6 | 17:45:23.761 | 9 | | 2:05.044 | 34.250 | 36.844 | 53.950 | 243.7 | 17:41:21.549 |
| 10 | | 2:26.754 | 52.315 | 41.582 | 52.857 | | 17:47:50.515 | 10 | | 2:03.652 | 33.959 | 37.023 | 52.670 | 243.2 | 17:43:25.201 |
| 11 | | 2:02.032 | 33.876 | 36.625 | 51.531 | 240.5 | 17:49:52.547 | 11 | | 2:13.249 P | 34.336 | 36.981 | 1:01.932 | 241.6 | 17:45:38.450 |
| 12 | | 2:01.858 | 33.692 | 36.876 | 51.290 | 242.1 | 17:51:54.405 | 12 | | 3:17.854 | 1:44.322 | 39.684 | 53.848 | | 17:48:56.304 |
| 13 | | 2:02.006 | 33.641 | 36.643 | 51.722 | 242.1 | 17:53:56.411 | 13 | | 2:02.036 | 33.805 | 36.629 | 51.602 | 241.0 | 17:50:58.340 |
| 14 | | 2:01.620 | 33.600 | 36.520 | 51.500 | 241.6 | 17:55:58.031 | 14 | | 2:02.295 | 33.864 | 36.720 | 51.711 | 241.6 | 17:53:00.635 |
| 15 | | 2:00.617 | 33.616 | 35.057 | 51.944 | 241.6 | 17:57:58.648 | 15 | | 2:01.529 | 33.520 | 36.617 | 51.392 | 242.6 | 17:55:02.164 |
| 16 | | | 33.714 | 36.589 | | 242.1 | | 16 | | 2:01.543 | 33.341 | 36.606 | 51.596 | 243.7 | 17:57:03.707 |

| 21 | | | | | | | 66 | | | | | | | | |
|-------------------------------------|---|--------------|--------------|----------|----------|--------|---|-----|---|--------------|--------------|----------|----------|--------|--------------|
| 1 Duncan Cameron Ferrari 488 GT3 | | | | | | | 1 Kang Ling Lamborghini Huracan GT3 | | | | | | | | |
| PROAM 2 Matt Griffin Spirit of Race | | | | | | | PROAM 2 Frederik Schandorff Vincenzo Sospiri Racing | | | | | | | | |
| Lap | D | Time | Sector 1 | Sector 2 | Sector 3 | T. Spd | Elapsed | Lap | D | Time | Sector 1 | Sector 2 | Sector 3 | T. Spd | Elapsed |
| 1 | | 17:22:52.448 | 17:21:19.658 | 39.191 | 53.599 | | 17:22:52.448 | 1 | | 17:23:15.423 | 17:21:41.855 | 38.929 | 54.639 | | 17:23:15.423 |
| 2 | | 2:05.044 | 34.766 | 37.536 | 52.742 | 238.9 | 17:24:57.492 | 2 | | 2:06.376 | 35.243 | 37.877 | 53.256 | 241.0 | 17:25:21.799 |
| 3 | | 2:04.355 | 34.549 | 37.489 | 52.317 | 243.7 | 17:27:01.847 | 3 | | 2:14.211 | 36.680 | 41.727 | 55.804 | 241.6 | 17:27:36.010 |
| 4 | | 2:04.783 | 34.138 | 37.297 | 53.348 | 242.6 | 17:29:06.630 | 4 | | 2:02.806 | 33.826 | 36.996 | 51.984 | 242.1 | 17:29:38.816 |
| 5 | | 2:05.454 | 34.336 | 38.373 | 52.745 | 243.7 | 17:31:12.084 | 5 | | 2:03.176 | 34.133 | 36.807 | 52.236 | 242.1 | 17:31:41.992 |
| 6 | | 2:03.821 | 34.142 | 37.174 | 52.505 | 242.1 | 17:33:15.905 | 6 | | 2:02.526 | 33.947 | 36.898 | 51.681 | 241.0 | 17:33:44.518 |
| 7 | | 2:04.943 | 34.202 | 37.318 | 53.423 | 243.2 | 17:35:20.848 | 7 | | 2:13.095 P | 34.905 | 37.990 | 1:00.200 | 241.6 | 17:35:57.613 |
| 8 | | 4:10.696 P | 34.291 | 37.563 | 2:58.842 | 243.7 | 17:39:31.544 | 8 | | 12:03.583 P | 10:28.170 | 36.922 | 58.491 | | 17:48:01.196 |
| 9 | | 2:28.633 | 52.735 | 42.592 | 53.306 | | 17:42:00.177 | | | | | | | | |
| 10 | | 2:08.483 | 36.461 | 38.922 | 53.100 | 244.3 | 17:44:08.660 | | | | | | | | |
| 11 | | 2:04.039 | 34.264 | 37.322 | 52.453 | 244.3 | 17:46:12.699 | | | | | | | | |
| 12 | | 2:03.801 | 34.235 | 37.365 | 52.201 | 243.7 | 17:48:16.500 | | | | | | | | |
| 13 | | 2:03.538 | 34.053 | 37.081 | 52.404 | 244.3 | 17:50:20.038 | | | | | | | | |
| 14 | | 2:02.922 | 33.917 | 36.841 | 52.164 | 244.3 | 17:52:22.960 | | | | | | | | |
| 15 | | 2:02.844 | 33.964 | 36.717 | 52.163 | 244.8 | 17:54:25.804 | | | | | | | | |
| 16 | | 2:03.770 | 33.913 | 37.131 | 52.726 | 243.2 | 17:56:29.574 | | | | | | | | |
| 17 | | 2:03.976 | 34.166 | 37.072 | 52.738 | 245.4 | 17:58:33.550 | | | | | | | | |
| 18 | | | 33.744 | 36.870 | | 245.4 | | | | | | | | | |

| 75 | | | | | | | 66 | | | | | | | | |
|--|---|--------------|--------------|----------|----------|--------|---|-----|---|--------------|--------------|----------|----------|--------|--------------|
| 1 Kenny Habul Mercedes AMG GT3 | | | | | | | 1 Kang Ling Lamborghini Huracan GT3 | | | | | | | | |
| PROAM 2 Thomas Jäger Rowe Racing / SunEnergy1 Racing | | | | | | | PROAM 2 Frederik Schandorff Vincenzo Sospiri Racing | | | | | | | | |
| Lap | D | Time | Sector 1 | Sector 2 | Sector 3 | T. Spd | Elapsed | Lap | D | Time | Sector 1 | Sector 2 | Sector 3 | T. Spd | Elapsed |
| 1 | | 17:22:57.453 | 17:21:24.544 | 39.366 | 53.543 | | 17:22:57.453 | 1 | | 17:23:15.423 | 17:21:41.855 | 38.929 | 54.639 | | 17:23:15.423 |
| 2 | | 2:04.149 | 34.566 | 37.286 | 52.297 | 236.8 | 17:25:01.602 | 2 | | 2:06.376 | 35.243 | 37.877 | 53.256 | 241.0 | 17:25:21.799 |
| 3 | | 2:04.639 | 34.775 | 37.406 | 52.458 | 240.0 | 17:27:06.241 | 3 | | 2:14.211 | 36.680 | 41.727 | 55.804 | 241.6 | 17:27:36.010 |
| 4 | | 2:17.312 | 39.472 | 42.863 | 54.977 | 215.1 | 17:29:23.553 | 4 | | 2:02.806 | 33.826 | 36.996 | 51.984 | 242.1 | 17:29:38.816 |
| 5 | | 2:04.265 | 34.221 | 37.851 | 52.193 | 238.9 | 17:31:27.818 | 5 | | 2:03.176 | 34.133 | 36.807 | 52.236 | 242.1 | 17:31:41.992 |
| 6 | | 2:02.891 | 33.952 | 36.901 | 52.038 | 234.7 | 17:33:30.709 | 6 | | 2:02.526 | 33.947 | 36.898 | 51.681 | 241.0 | 17:33:44.518 |
| 7 | | 2:03.655 | 34.074 | 37.255 | 52.326 | 238.9 | 17:35:34.364 | 7 | | 2:13.095 P | 34.905 | 37.990 | 1:00.200 | 241.6 | 17:35:57.613 |
| 8 | | 2:20.867 P | 37.633 | 41.246 | 1:01.988 | 235.8 | 17:37:55.231 | 8 | | 12:03.583 P | 10:28.170 | 36.922 | 58.491 | | 17:48:01.196 |
| 9 | | 3:30.202 | 1:56.782 | 38.378 | 55.042 | | 17:41:25.433 | | | | | | | | |
| 10 | | 2:07.028 | 34.878 | 38.666 | 53.484 | 240.5 | 17:43:32.461 | | | | | | | | |
| 11 | | 2:03.374 | 34.036 | 37.266 | 52.072 | 238.9 | 17:45:35.835 | | | | | | | | |
| 12 | | 2:02.918 | 33.889 | 37.225 | 51.804 | 238.9 | 17:47:38.753 | | | | | | | | |
| 13 | | 2:03.736 | 33.852 | 37.446 | 52.438 | 240.0 | 17:49:42.489 | | | | | | | | |
| 14 | | 2:14.041 P | 34.815 | 37.586 | 1:01.640 | 240.0 | 17:51:56.530 | | | | | | | | |
| 15 | | 4:24.712 | 2:52.781 | 38.355 | 53.576 | | 17:56:21.242 | | | | | | | | |
| 16 | | 2:22.118 P | 35.971 | 41.626 | 1:04.521 | 235.2 | 17:58:43.360 | | | | | | | | |





Paul Ricard
International GT Open
Free Practice - 3 - bronze drivers
Lap Analysis



| 90 | | | | | | | 96 | | | | | | | | |
|--------------------|---|--------------|-----------------------------|----------|----------|--------|--------------------|-----|---|-----------------------------|--------------|----------|----------|--------|--------------|
| 1 Alberto Di Folco | | | Lamborghini Huracan GT3 EVO | | | | 1 Oliver Wilkinson | | | Aston Martin GT3 AMR MY2019 | | | | | |
| PROAM | | | Raton Racing by Target | | | | PROAM | | | Optimum Motorsport | | | | | |
| 2 Christoph Lenz | | | | | | | 2 Bradley Ellis | | | | | | | | |
| Lap | D | Time | Sector 1 | Sector 2 | Sector 3 | T. Spd | Elapsed | Lap | D | Time | Sector 1 | Sector 2 | Sector 3 | T. Spd | Elapsed |
| 1 | | 17:24:02.631 | 17:22:30.784 | 37.662 | 54.185 | | 17:24:02.631 | 1 | | 17:23:08.555 | 17:21:18.784 | 46.121 | 1:03.650 | | 17:23:08.555 |
| 2 | | 2:05.558 | 34.765 | 37.213 | 53.580 | 238.9 | 17:26:08.189 | 2 | | 2:32.367 | 46.863 | 44.777 | 1:00.727 | 122.5 | 17:25:40.922 |
| 3 | | 2:05.048 | 34.280 | 37.628 | 53.140 | 239.4 | 17:28:13.237 | 3 | | 2:27.393 | 43.443 | 44.079 | 59.871 | 189.8 | 17:28:08.315 |
| 4 | | 2:05.829 | 34.853 | 37.383 | 53.593 | 240.5 | 17:30:19.066 | 4 | | 2:25.944 | 41.455 | 42.778 | 1:01.711 | 215.1 | 17:30:34.259 |
| 5 | | 2:05.316 | 34.524 | 37.623 | 53.169 | 239.4 | 17:32:24.382 | 5 | | 2:06.454 | 35.244 | 37.174 | 54.036 | 241.0 | 17:32:40.713 |
| 6 | | 2:04.570 | 34.179 | 37.372 | 53.019 | 237.3 | 17:34:28.952 | 6 | | 2:04.712 | 34.483 | 37.251 | 52.978 | 241.0 | 17:34:45.425 |
| 7 | | 2:05.097 | 34.458 | 37.262 | 53.377 | 238.9 | 17:36:34.049 | 7 | | 2:11.107 P | 34.296 | 37.393 | 59.418 | 243.2 | 17:36:56.532 |
| 8 | | 3:04.945 P | 34.441 | 37.443 | 1:53.061 | 240.0 | 17:39:38.994 | 8 | | 3:20.079 | 1:43.699 | 39.937 | 56.443 | | 17:40:16.611 |
| 9 | | 2:50.425 P | 51.589 | 37.886 | 1:20.950 | | 17:42:29.419 | 9 | | 2:03.502 | 34.118 | 37.066 | 52.318 | 244.3 | 17:42:20.113 |
| 10 | | 2:20.777 | 50.331 | 36.848 | 53.598 | | 17:44:50.196 | 10 | | 2:03.327 | 34.058 | 36.981 | 52.288 | 244.3 | 17:44:23.440 |
| 11 | | 2:04.551 | 34.473 | 37.242 | 52.836 | 240.5 | 17:46:54.747 | 11 | | 2:02.782 | 33.867 | 36.972 | 51.943 | 243.7 | 17:46:26.222 |
| 12 | | 2:04.531 | 34.428 | 37.125 | 52.978 | 240.0 | 17:48:59.278 | 12 | | 2:09.551 P | 33.843 | 36.935 | 58.773 | 244.8 | 17:48:35.773 |
| 13 | | 2:04.141 | 34.167 | 37.241 | 52.733 | 241.0 | 17:51:03.419 | 13 | | 3:23.504 | 1:44.589 | 40.493 | 58.422 | | 17:51:59.277 |
| 14 | | 2:04.640 | 34.140 | 37.177 | 53.323 | 240.5 | 17:53:08.059 | 14 | | 2:02.570 | 33.642 | 36.877 | 52.051 | 244.8 | 17:54:01.847 |
| 15 | | 2:05.009 | 34.149 | 37.639 | 53.221 | 241.0 | 17:55:13.068 | 15 | | 2:02.308 | 33.825 | 36.618 | 51.865 | 246.0 | 17:56:04.155 |
| 16 | | 2:03.928 | 34.288 | 37.238 | 52.402 | 241.6 | 17:57:16.996 | 16 | | 2:03.027 | 33.876 | 36.838 | 52.313 | 245.4 | 17:58:07.182 |
| 17 | | 2:04.099 | 34.155 | 37.132 | 52.812 | 241.6 | 17:59:21.095 | 17 | | 2:02.316 | 33.651 | 36.786 | 51.879 | 246.0 | 18:00:09.498 |
| 18 | | 34.772 | 44.216 | | | 242.1 | | 18 | | 2:37.538 P | 43.503 | 45.391 | 1:08.644 | 197.0 | 18:02:47.036 |

| 93 | | | | | | | 99 | | | | | | | | |
|------------------------|---|--------------|----------------------------------|----------|----------|--------|-------------------|-----|---|------------------|--------------|----------|----------|--------|--------------|
| 1 Christopher Froggatt | | | Ferrari 488 GT3 | | | | 1 António Coimbra | | | Mercedes AMG GT3 | | | | | |
| PROAM | | | Spirit of Race / Tempesta Racing | | | | AM | | | Sports and You | | | | | |
| 2 Edward Cheever III | | | | | | | 2 Luis Silva | | | | | | | | |
| Lap | D | Time | Sector 1 | Sector 2 | Sector 3 | T. Spd | Elapsed | Lap | D | Time | Sector 1 | Sector 2 | Sector 3 | T. Spd | Elapsed |
| 1 | | 17:25:35.289 | 17:23:57.492 | 42.065 | 55.732 | | 17:25:35.289 | 1 | | 17:25:31.147 | 17:23:47.179 | 44.958 | 59.010 | | 17:25:31.147 |
| 2 | | 2:08.079 | 36.209 | 38.031 | 53.839 | 241.0 | 17:27:43.368 | 2 | | 3:30.254 P | 41.626 | 42.870 | 2:05.758 | 204.5 | 17:29:01.401 |
| 3 | | 2:07.826 | 35.105 | 37.465 | 55.256 | 241.6 | 17:29:51.194 | 3 | | 2:32.073 | 55.517 | 41.011 | 55.545 | | 17:31:33.474 |
| 4 | | 2:05.853 | 34.424 | 36.822 | 54.607 | 242.1 | 17:31:57.047 | 4 | | 2:04.942 | 34.888 | 37.132 | 52.922 | 236.8 | 17:33:38.416 |
| 5 | | 2:04.110 | 34.335 | 36.866 | 52.909 | 240.0 | 17:34:01.157 | 5 | | 2:05.513 | 34.681 | 37.145 | 53.687 | 239.4 | 17:35:43.929 |
| 6 | | 2:04.673 | 34.229 | 37.252 | 53.192 | 241.6 | 17:36:05.830 | 6 | | 2:06.718 | 35.649 | 37.678 | 53.391 | 240.5 | 17:37:50.647 |
| 7 | | 2:03.910 | 34.107 | 37.227 | 52.576 | 241.6 | 17:38:09.740 | 7 | | 4:28.232 P | 34.551 | 37.364 | 3:16.317 | 240.5 | 17:42:18.879 |
| 8 | | 2:03.930 | 34.071 | 37.063 | 52.796 | 242.1 | 17:40:13.670 | 8 | | 2:21.126 | 50.835 | 37.242 | 53.049 | | 17:44:40.005 |
| 9 | | 5:35.989 P | 34.378 | 37.512 | 4:24.099 | 242.6 | 17:45:49.659 | 9 | | 2:03.894 | 34.295 | 37.062 | 52.537 | 241.0 | 17:46:43.899 |
| 10 | | 2:25.058 | 53.821 | 38.222 | 53.015 | | 17:48:14.717 | 10 | | 3:55.113 P | 34.477 | 37.085 | 2:43.551 | 240.5 | 17:50:39.012 |
| 11 | | 2:02.616 | 34.101 | 36.645 | 51.870 | 241.0 | 17:50:17.333 | 11 | | 2:30.837 | 55.954 | 38.173 | 56.710 | | 17:53:09.849 |
| 12 | | 2:02.701 | 33.847 | 36.887 | 51.967 | 242.6 | 17:52:20.034 | 12 | | 2:06.684 | 35.250 | 37.659 | 53.775 | 240.0 | 17:55:16.533 |
| 13 | | 2:02.156 | 33.636 | 36.699 | 51.821 | 243.2 | 17:54:22.190 | 13 | | 2:05.680 | 34.716 | 37.085 | 53.879 | 241.6 | 17:57:22.213 |
| 14 | | 2:02.442 | 33.666 | 36.798 | 51.978 | 242.6 | 17:56:24.632 | 14 | | | 37.778 | 55.477 | | 241.6 | |
| 15 | | 2:10.127 | 33.717 | 37.069 | 59.341 | 243.7 | 17:58:34.759 | | | | | | | | |
| 16 | | | 33.758 | 37.036 | | 244.3 | | | | | | | | | |





Paul Ricard
International GT Open
Free Practice - 3 - bronze drivers
Best Sectors Results



| Sector - 1 | | | | Sector - 2 | | | | Sector - 3 | | | | Ideal Lap vs Best Lap | | | | |
|------------|----|------------------------|--------|------------|------------------------|--------|----|------------------------|--------|------|----|------------------------|-----------|----------|------|--|
| Clas | Nº | Driver | Time | Nº | Driver | Time | Nº | Driver | Time | Clas | Nº | Driver | Ideal Lap | Best Lap | Clas | |
| 1 | 10 | Ramos - Crestani | 33.206 | 9 | Davide Roda | 34.917 | 10 | Ramos - Crestani | 50.729 | 1 | 20 | Pierburg - Onslow-Cole | 1:59.947 | 2:00.617 | 1 | |
| 2 | 25 | Hrachowina - Konrad | 33.265 | 20 | Pierburg - Onslow-Cole | 35.057 | 8 | Giuseppe Cipriani | 51.139 | 2 | 10 | Ramos - Crestani | 2:00.335 | 2:00.630 | 2 | |
| 3 | 8 | Giuseppe Cipriani | 33.422 | 10 | Ramos - Crestani | 36.400 | 20 | Pierburg - Onslow-Cole | 51.290 | 3 | 9 | Davide Roda | 2:00.647 | 2:03.030 | 12 | |
| 4 | 20 | Pierburg - Onslow-Cole | 33.600 | 25 | Hrachowina - Konrad | 36.550 | 25 | Hrachowina - Konrad | 51.373 | 4 | 8 | Giuseppe Cipriani | 2:01.139 | 2:01.218 | 4 | |
| 5 | 19 | Liang - Giammaria | 33.620 | 8 | Giuseppe Cipriani | 36.578 | 16 | Hahn - Khodair | 51.438 | 5 | 25 | Hrachowina - Konrad | 2:01.188 | 2:01.188 | 3 | |
| 6 | 16 | Hahn - Khodair | 33.634 | 96 | Wilkinson - Ellis | 36.618 | 66 | Ling - Schandorff | 51.681 | 6 | 16 | Hahn - Khodair | 2:01.954 | 2:02.872 | 10 | |
| 7 | 93 | Froggatt - Cheever III | 33.636 | 93 | Froggatt - Cheever III | 36.645 | 19 | Liang - Giammaria | 51.715 | 7 | 19 | Liang - Giammaria | 2:02.006 | 2:02.061 | 5 | |
| 8 | 96 | Wilkinson - Ellis | 33.642 | 19 | Liang - Giammaria | 36.671 | 9 | Davide Roda | 51.717 | 8 | 93 | Froggatt - Cheever III | 2:02.102 | 2:02.156 | 6 | |
| 9 | 21 | Cameron - Griffin | 33.744 | 21 | Cameron - Griffin | 36.717 | 75 | Habul - Jäger | 51.804 | 9 | 96 | Wilkinson - Ellis | 2:02.125 | 2:02.308 | 7 | |
| 10 | 66 | Ling - Schandorff | 33.826 | 66 | Ling - Schandorff | 36.807 | 93 | Froggatt - Cheever III | 51.821 | 10 | 66 | Ling - Schandorff | 2:02.314 | 2:02.526 | 8 | |
| 11 | 75 | Habul - Jäger | 33.852 | 90 | Di Folco - Lenz | 36.848 | 96 | Wilkinson - Ellis | 51.865 | 11 | 75 | Habul - Jäger | 2:02.557 | 2:02.891 | 11 | |
| 12 | 9 | Davide Roda | 34.013 | 16 | Hahn - Khodair | 36.882 | 21 | Cameron - Griffin | 52.163 | 12 | 21 | Cameron - Griffin | 2:02.624 | 2:02.844 | 9 | |
| 13 | 90 | Di Folco - Lenz | 34.140 | 75 | Habul - Jäger | 36.901 | 90 | Di Folco - Lenz | 52.402 | 13 | 90 | Di Folco - Lenz | 2:03.390 | 2:03.928 | 14 | |
| 14 | 99 | Coimbra - Silva | 34.295 | 99 | Coimbra - Silva | 37.062 | 99 | Coimbra - Silva | 52.537 | 14 | 99 | Coimbra - Silva | 2:03.894 | 2:03.894 | 13 | |





Paul Ricard
International GT Open
Free Practice - 3 - bronze drivers
Best 5 Lap Times



| Cl | N° | Entrant/Team | Nat | Driver 1 | Nat | Status | Driver 2 | Nat | Status | Vehicle | Cat | Cl | Best 1 | | Best 2 | | Best 3 | | Best 4 | | Best 5 | |
|----|----|----------------------------|-----|----------------------|-----|--------|---------------------|-----|--------|-------------------------|-------|----|----------|-----|----------|-----|----------|-----|----------|-----|----------|-----|
| | | | | | | | | | | | | | Time | Lap | Time | Lap | Time | Lap | Time | Lap | Time | Lap |
| 1 | 20 | SPS Automotive Performance | GER | Valentin Pierburg | GER | | Tom Onslow-Cole | GBR | | Mercedes AMG GT3 | PROAM | 1 | 2:00.617 | 15 | 2:01.620 | 14 | 2:01.858 | 12 | 2:02.006 | 13 | 2:02.032 | 11 |
| 2 | 10 | SPS Automotive Performance | GER | Miguel Ramos | PRT | | Fabrizio Crestani | ITA | | Mercedes AMG GT3 | PRO | 1 | 2:00.630 | 15 | 2:00.677 | 11 | 2:00.688 | 14 | 2:00.725 | 16 | 2:01.019 | 10 |
| 3 | 25 | HTP Motorsport | GER | Alexander Hrachowina | AUT | | Martin Konrad | AUT | | Mercedes AMG GT3 | AM | 1 | 2:01.188 | 17 | 2:01.529 | 15 | 2:01.543 | 16 | 2:02.036 | 13 | 2:02.295 | 14 |
| 4 | 8 | Antonelli MotorSport | ITA | Giuseppe Cipriani | ITA | | | | | Mercedes AMG GT3 | AM | 2 | 2:01.218 | 14 | 2:01.474 | 16 | 2:01.670 | 13 | 2:01.951 | 8 | 2:01.963 | 9 |
| 5 | 19 | Raton Racing by Target | ITA | Jiatong Liang | CHN | | Raffaele Giammaria | ITA | | Lamborghini Huracan GT3 | PROAM | 2 | 2:02.061 | 14 | 2:02.371 | 16 | 2:02.443 | 10 | 2:02.796 | 13 | 2:02.909 | 6 |
| 6 | 93 | Spirit of Race / Tempesta | GBR | Christopher Froggatt | GBR | | Edward Cheever III | ITA | | Ferrari 488 GT3 | PROAM | 3 | 2:02.156 | 13 | 2:02.442 | 14 | 2:02.616 | 11 | 2:02.701 | 12 | 2:03.910 | 7 |
| 7 | 96 | Optimum Motorsport | GBR | Oliver Wilkinson | GBR | | Bradley Ellis | GBR | | Aston Martin GT3 AMR | PROAM | 4 | 2:02.308 | 15 | 2:02.316 | 17 | 2:02.570 | 14 | 2:02.782 | 11 | 2:03.027 | 16 |
| 8 | 66 | Vincenzo Sospiri Racing | ITA | Kang Ling | CHN | | Frederik Schandorff | DNK | | Lamborghini Huracan GT3 | PROAM | 5 | 2:02.526 | 6 | 2:02.806 | 4 | 2:03.176 | 5 | 2:06.376 | 2 | 2:13.095 | 7 |
| 9 | 21 | Spirit of Race | ITA | Duncan Cameron | GBR | | Matt Griffin | IRL | | Ferrari 488 GT3 | PROAM | 6 | 2:02.844 | 15 | 2:02.922 | 14 | 2:03.538 | 13 | 2:03.770 | 16 | 2:03.801 | 12 |
| 10 | 16 | Teo Martín Motorsport | ESP | Marcelo Hahn | BRA | | Allam Khodair | BRA | | McLaren 720 s | PROAM | 7 | 2:02.872 | 11 | 2:03.075 | 12 | 2:03.182 | 3 | 2:03.351 | 7 | 2:03.415 | 2 |
| 11 | 75 | Rowe Racing / SunEnergy1 | GER | Kenny Habul | AUS | | Thomas Jäger | GER | | Mercedes AMG GT3 | PROAM | 8 | 2:02.891 | 6 | 2:02.918 | 12 | 2:03.374 | 11 | 2:03.655 | 7 | 2:03.736 | 13 |
| 12 | 9 | Antonelli MotorSport | ITA | Davide Roda | ITA | | | | | Mercedes AMG GT3 | AM | 3 | 2:03.030 | 8 | 2:03.034 | 11 | 2:03.246 | 4 | 2:03.465 | 5 | 2:04.017 | 3 |
| 13 | 99 | Sports and You | PRT | António Coimbra | PRT | | Luis Silva | PRT | | Mercedes AMG GT3 | AM | 4 | 2:03.894 | 9 | 2:04.942 | 4 | 2:05.513 | 5 | 2:05.680 | 13 | 2:06.684 | 12 |
| 14 | 90 | Raton Racing by Target | ITA | Alberto Di Folco | ITA | | Christoph Lenz | CHE | | Lamborghini Huracan GT3 | PROAM | 9 | 2:03.928 | 16 | 2:04.099 | 17 | 2:04.141 | 13 | 2:04.531 | 12 | 2:04.551 | 11 |





Paul Ricard
International GT Open
Free Practice - 3 - bronze drivers
Best 5 Top Speeds



| Cl | N° | Entrant/Team | Nat | Driver 1 | Nat | Status | Driver 2 | Nat | Status | Vehicle | Cat | Cl | Top 1 | | Top 2 | | Top 3 | | Top 4 | | Top 5 | | Avg |
|----|----|----------------------------|-----|----------------------|-----|--------|---------------------|-----|--------|-------------------------|-------|----|-------|-----|-------|-----|-------|-----|-------|-----|-------|-----|-------|
| | | | | | | | | | | | | | Km/h | Lap | Km/h | Lap | Km/h | Lap | Km/h | Lap | Km/h | Lap | |
| 1 | 96 | Optimum Motorsport | GBR | Oliver Wilkinson | GBR | | Bradley Ellis | GBR | | Aston Martin GT3 AMR | PROAM | 1 | 246.0 | 15 | 246.0 | 17 | 245.4 | 16 | 244.8 | 12 | 244.8 | 14 | 245.4 |
| 2 | 21 | Spirit of Race | ITA | Duncan Cameron | GBR | | Matt Griffin | IRL | | Ferrari 488 GT3 | PROAM | 2 | 245.4 | 17 | 245.4 | 18 | 244.8 | 15 | 244.3 | 10 | 244.3 | 11 | 244.8 |
| 3 | 9 | Antonelli MotorSport | ITA | Davide Roda | ITA | | | | | Mercedes AMG GT3 | AM | 1 | 244.8 | 6 | 244.3 | 9 | 243.2 | 8 | 243.2 | 10 | 243.2 | 12 | 243.7 |
| 4 | 93 | Spirit of Race / Tempesta | GBR | Christopher Froggatt | GBR | | Edward Cheever III | ITA | | Ferrari 488 GT3 | PROAM | 3 | 244.3 | 16 | 243.7 | 15 | 243.2 | 13 | 242.6 | 9 | 242.6 | 12 | 243.3 |
| 5 | 16 | Teo Martín Motorsport | ESP | Marcelo Hahn | BRA | | Allam Khodair | BRA | | McLaren 720 s | PROAM | 4 | 243.7 | 13 | 243.2 | 7 | 242.6 | 12 | 242.1 | 6 | 242.1 | 8 | 242.8 |
| 6 | 25 | HTP Motorsport | DEU | Alexander Hrachowina | AUT | | Martin Konrad | AUT | | Mercedes AMG GT3 | AM | 2 | 243.7 | 8 | 243.7 | 9 | 243.7 | 16 | 243.7 | 17 | 243.2 | 10 | 243.6 |
| 7 | 8 | Antonelli MotorSport | ITA | Giuseppe Cipriani | ITA | | | | | Mercedes AMG GT3 | AM | 3 | 242.6 | 6 | 242.6 | 7 | 242.6 | 9 | 242.6 | 10 | 242.6 | 12 | 242.6 |
| 8 | 10 | SPS Automotive Performance | DEU | Miguel Ramos | PRT | | Fabrizio Crestani | ITA | | Mercedes AMG GT3 | PRO | 1 | 242.6 | 12 | 242.1 | 9 | 242.1 | 11 | 241.6 | 3 | 241.6 | 8 | 242.0 |
| 9 | 20 | SPS Automotive Performance | DEU | Valentin Pierburg | DEU | | Tom Onslow-Cole | GBR | | Mercedes AMG GT3 | PROAM | 5 | 242.1 | 8 | 242.1 | 12 | 242.1 | 13 | 242.1 | 16 | 241.6 | 9 | 242.0 |
| 10 | 66 | Vincenzo Sospiri Racing | ITA | Kang Ling | CHN | | Frederik Schandorff | DNK | | Lamborghini Huracan GT3 | PROAM | 6 | 242.1 | 4 | 242.1 | 5 | 241.6 | 3 | 241.6 | 7 | 241.0 | 2 | 241.7 |
| 11 | 90 | Raton Racing by Target | ITA | Alberto Di Folco | ITA | | Christoph Lenz | CHE | | Lamborghini Huracan GT3 | PROAM | 7 | 242.1 | 18 | 241.6 | 16 | 241.6 | 17 | 241.0 | 13 | 241.0 | 15 | 241.5 |
| 12 | 99 | Sports and You | PRT | António Coimbra | PRT | | Luis Silva | PRT | | Mercedes AMG GT3 | AM | 4 | 241.6 | 13 | 241.6 | 14 | 241.0 | 9 | 240.5 | 6 | 240.5 | 7 | 241.0 |
| 13 | 19 | Raton Racing by Target | DEU | Jiatong Liang | CHN | | Raffaele Giammaria | ITA | | Lamborghini Huracan GT3 | PROAM | 8 | 241.0 | 16 | 241.0 | 17 | 240.5 | 6 | 240.5 | 7 | 240.5 | 8 | 240.7 |
| 14 | 75 | Rowe Racing / SunEnergy1 | DEU | Kenny Habul | AUS | | Thomas Jäger | DEU | | Mercedes AMG GT3 | PROAM | 9 | 240.5 | 10 | 240.0 | 3 | 240.0 | 13 | 240.0 | 14 | 238.9 | 5 | 239.8 |



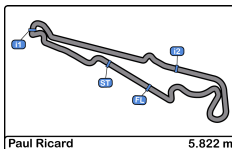


Paul Ricard
International GT Open
Free Practice - 3 - bronze drivers
Fastest Laps Sequence



| Lap | Time of Day | Session Time | Nº | Entrant/Team | Nat | Driver 1 | Nat | Status | Driver 2 | Nat | Status | Vehicle | Cat | Time | Km/h |
|-----|--------------|--------------|----|----------------------------|-----|-------------------|-----|--------|-------------------|-----|--------|------------------|-------|----------|-------|
| 2 | 17:24:57.492 | 4:57.492 | 21 | Spirit of Race | ITA | Duncan Cameron | GBR | | Matt Griffin | IRL | | Ferrari 488 GT3 | PROAM | 2:05.044 | 167.6 |
| 2 | 17:25:01.602 | 5:01.602 | 75 | Rowe Racing / SunEnergy1 | DEU | Kenny Habul | AUS | | Thomas Jäger | DEU | | Mercedes AMG GT3 | PROAM | 2:04.149 | 168.8 |
| 2 | 17:26:10.196 | 6:10.196 | 10 | SPS Automotive Performance | DEU | Miguel Ramos | PRT | | Fabrizio Crestani | ITA | | Mercedes AMG GT3 | PRO | 2:01.841 | 172.0 |
| 5 | 17:32:25.149 | 12:25.149 | 10 | SPS Automotive Performance | DEU | Miguel Ramos | PRT | | Fabrizio Crestani | ITA | | Mercedes AMG GT3 | PRO | 2:01.682 | 172.2 |
| 9 | 17:43:39.987 | 23:39.987 | 10 | SPS Automotive Performance | DEU | Miguel Ramos | PRT | | Fabrizio Crestani | ITA | | Mercedes AMG GT3 | PRO | 2:01.488 | 172.5 |
| 10 | 17:45:41.006 | 25:41.006 | 10 | SPS Automotive Performance | DEU | Miguel Ramos | PRT | | Fabrizio Crestani | ITA | | Mercedes AMG GT3 | PRO | 2:01.019 | 173.1 |
| 11 | 17:47:41.683 | 27:41.683 | 10 | SPS Automotive Performance | DEU | Miguel Ramos | PRT | | Fabrizio Crestani | ITA | | Mercedes AMG GT3 | PRO | 2:00.677 | 173.6 |
| 15 | 17:55:51.491 | 35:51.491 | 10 | SPS Automotive Performance | DEU | Miguel Ramos | PRT | | Fabrizio Crestani | ITA | | Mercedes AMG GT3 | PRO | 2:00.630 | 173.7 |
| 15 | 17:57:58.648 | 37:58.648 | 20 | SPS Automotive Performance | DEU | Valentin Pierburg | DEU | | Tom Onslow-Cole | GBR | | Mercedes AMG GT3 | PROAM | 2:00.617 | 173.7 |





Paul Ricard
International GT Open
Free Practice - 3 - bronze drivers
Event Best Maximum Speed



| Nº | Entrant/Team | Nat | Driver 1 | Nat | Status | Driver 2 | Nat | Status | Vehicle | Cat | Km/h | Session |
|----|----------------------------|-----|-------------------------|-----|--------|---------------------|-----|--------|-------------------------|-------|-------|------------------------------------|
| 7 | Petri Corse | ITA | Petru Razvan Umbrurescu | ROU | | Jules Gounon | FRA | | Bentley Continental GT3 | PRO | 247.1 | Free Practice - 2 |
| 17 | Teo Martín Motorsport | ESP | Fran Rueda | ESP | | Andrés Saravia | GTM | | McLaren 720 s | PRO | 246.5 | Free Practice - 1 |
| 26 | Lazarus Racing | ITA | Eliseo Martínez | ESP | | Fabio Onidi | ITA | | Lamborghini Huracan GT3 | PRO | 246.0 | Free Practice - 1 |
| 96 | Optimum Motorsport | GBR | Oliver Wilkinson | GBR | | Bradley Ellis | GBR | | Aston Martin GT3 AMR | PROAM | 246.0 | Free Practice - 2 |
| 21 | Spirit of Race | ITA | Duncan Cameron | GBR | | Matt Griffin | IRL | | Ferrari 488 GT3 | PROAM | 245.4 | Free Practice - 3 - bronze drivers |
| 9 | Antonelli MotorSport | ITA | Davide Roda | ITA | | | | | Mercedes AMG GT3 | AM | 244.8 | Free Practice - 3 - bronze drivers |
| 93 | Spirit of Race / Tempesta | GBR | Christopher Froggatt | GBR | | Edward Cheever III | ITA | | Ferrari 488 GT3 | PROAM | 244.3 | Free Practice - 3 - bronze drivers |
| 63 | Emil Frey Racing | CHE | Albert Costa | ESP | | Giacomo Altoè | ITA | | Lamborghini Huracan GT3 | PRO | 243.7 | Free Practice - 1 |
| 66 | Vincenzo Sospiri Racing | ITA | Kang Ling | CHN | | Frederik Schandorff | DNK | | Lamborghini Huracan GT3 | PROAM | 243.7 | Free Practice - 2 |
| 8 | Antonelli MotorSport | ITA | Giuseppe Cipriani | ITA | | | | | Mercedes AMG GT3 | AM | 243.7 | Free Practice - 2 |
| 20 | SPS Automotive Performance | DEU | Valentin Pierburg | DEU | | Tom Onslow-Cole | GBR | | Mercedes AMG GT3 | PROAM | 243.7 | Free Practice - 2 |
| 25 | HTP Motorsport | DEU | Alexander Hrachowina | AUT | | Martin Konrad | AUT | | Mercedes AMG GT3 | AM | 243.7 | Free Practice - 3 - bronze drivers |
| 16 | Teo Martín Motorsport | ESP | Marcelo Hahn | BRA | | Allam Khodair | BRA | | McLaren 720 s | PROAM | 243.7 | Free Practice - 3 - bronze drivers |
| 14 | Emil Frey Racing | CHE | Norbert Siedler | AUT | | Mikaël Grenier | CAN | | Lamborghini Huracan GT3 | PRO | 243.2 | Free Practice - 2 |
| 27 | Lazarus Racing | ITA | Nicola De Marco | ITA | | Nicolas Pohler | DEU | | Lamborghini Huracan GT3 | PRO | 243.2 | Free Practice - 2 |
| 6 | Antonelli MotorSport | ITA | Daniel Zampieri | ITA | | Alessio Rovera | ITA | | Mercedes AMG GT3 | PRO | 243.2 | Free Practice - 2 |
| 12 | Ombra Racing | ITA | Federico Leo | ITA | | Najji Razak | MYS | | Lamborghini Huracan GT3 | PRO | 242.6 | Free Practice - 2 |
| 10 | SPS Automotive Performance | DEU | Miguel Ramos | PRT | | Fabrizio Crestani | ITA | | Mercedes AMG GT3 | PRO | 242.6 | Free Practice - 2 |
| 99 | Sports and You | PRT | António Coimbra | PRT | | Luis Silva | PRT | | Mercedes AMG GT3 | AM | 242.6 | Free Practice - 2 |
| 75 | Rowe Racing / SunEnergy1 | DEU | Kenny Habul | AUS | | Thomas Jäger | DEU | | Mercedes AMG GT3 | PROAM | 242.1 | Free Practice - 1 |
| 90 | Raton Racing by Target | ITA | Alberto Di Folco | ITA | | Christoph Lenz | CHE | | Lamborghini Huracan GT3 | PROAM | 242.1 | Free Practice - 2 |
| 19 | Raton Racing by Target | ITA | Jiatong Liang | CHN | | Raffaele Giammaria | ITA | | Lamborghini Huracan GT3 | PROAM | 241.6 | Free Practice - 2 |
| 59 | Teo Martín Motorsport | ESP | Martin Kodrić | HRV | | Henrique Chaves | PRT | | McLaren 720 s | PRO | 241.0 | Free Practice - 1 |





Paul Ricard
International GT Open
Free Practice - 3 - bronze drivers
Pit Stop Analysis



8 Giuseppe Cipriani AM Antonelli MotorSport
 Mercedes AMG GT3

| Nr. | In Day Time | In Time | Out Time | Pit Time | T. Pit Time | Handicap | Penalty |
|-----|--------------|--------------|--------------|----------|-------------|----------|---------|
| 1 | 17:28:57.577 | 17:28:57.577 | 17:30:35.546 | 1:37.969 | 1:37.969 | | |
| 2 | 17:45:07.277 | 17:45:07.277 | 17:47:56.069 | 2:48.792 | 4:26.761 | | |

9 Davide Roda AM Antonelli MotorSport
 Mercedes AMG GT3

| Nr. | In Day Time | In Time | Out Time | Pit Time | T. Pit Time | Handicap | Penalty |
|-----|--------------|--------------|--------------|----------|-------------|----------|---------|
| 1 | 17:35:19.756 | 17:35:19.756 | 17:36:55.126 | 1:35.370 | 1:35.370 | | |
| 2 | 17:49:37.324 | 17:49:37.324 | 17:50:40.976 | 1:03.652 | 2:39.022 | | |

10 Miguel Ramos PRO SPS Automotive Performance
 Fabrizio Crestani Mercedes AMG GT3

| Nr. | In Day Time | In Time | Out Time | Pit Time | T. Pit Time | Handicap | Penalty |
|-----|--------------|--------------|--------------|----------|-------------|----------|---------|
| 1 | 17:34:32.559 | 17:34:32.559 | 17:37:17.178 | 2:44.619 | 2:44.619 | | |

16 Marcelo Hahn PROAM Teo Martin Motorsport
 Allam Khodair McLaren 720 s

| Nr. | In Day Time | In Time | Out Time | Pit Time | T. Pit Time | Handicap | Penalty |
|-----|--------------|--------------|--------------|----------|-------------|----------|---------|
| 1 | 17:48:42.688 | 17:48:42.688 | 17:53:24.789 | 4:42.101 | 4:42.101 | | |

19 Jiatong Liang PROAM Raton Racing by Target
 Raffaele Giammaria Lamborghini Huracan GT3 EVO

| Nr. | In Day Time | In Time | Out Time | Pit Time | T. Pit Time | Handicap | Penalty |
|-----|--------------|--------------|--------------|----------|-------------|----------|---------|
| 1 | 17:24:09.541 | 17:24:09.541 | 17:25:26.778 | 1:17.237 | 1:17.237 | | |
| 2 | 17:27:28.061 | 17:27:28.061 | 17:28:46.288 | 1:18.227 | 2:35.464 | | |
| 3 | 17:47:22.075 | 17:47:22.075 | 17:48:39.661 | 1:17.586 | 3:53.050 | | |

20 Valentin Pierburg PROAM SPS Automotive Performance
 Tom Onslow-Cole Mercedes AMG GT3

| Nr. | In Day Time | In Time | Out Time | Pit Time | T. Pit Time | Handicap | Penalty |
|-----|--------------|--------------|--------------|----------|-------------|----------|---------|
| 1 | 17:31:19.132 | 17:31:19.132 | 17:32:51.107 | 1:31.975 | 1:31.975 | | |
| 2 | 17:43:16.201 | 17:43:16.201 | 17:45:40.643 | 2:24.442 | 3:56.417 | | |

21 Duncan Cameron PROAM Spirit of Race
 Matt Griffin Ferrari 488 GT3

| Nr. | In Day Time | In Time | Out Time | Pit Time | T. Pit Time | Handicap | Penalty |
|-----|--------------|--------------|--------------|----------|-------------|----------|---------|
| 1 | 17:37:24.408 | 17:37:24.408 | 17:39:48.580 | 2:24.172 | 2:24.172 | | |

25 Alexander Hrachowina AM HTP Motorsport
 Martin Konrad Mercedes AMG GT3

| Nr. | In Day Time | In Time | Out Time | Pit Time | T. Pit Time | Handicap | Penalty |
|-----|--------------|--------------|--------------|----------|-------------|----------|---------|
| 1 | 17:34:10.761 | 17:34:10.761 | 17:35:06.337 | 55.576 | 55.576 | | |
| 2 | 17:45:30.052 | 17:45:30.052 | 17:46:48.704 | 1:18.652 | 2:14.228 | | |

66 Kang Ling PROAM Vincenzo Sospiri Racing
 Frederik Schandorff Lamborghini Huracan GT3

| Nr. | In Day Time | In Time | Out Time | Pit Time | T. Pit Time | Handicap | Penalty |
|-----|--------------|--------------|--------------|-----------|-------------|----------|---------|
| 1 | 17:35:49.244 | 17:35:49.244 | 17:45:52.253 | 10:03.009 | 10:03.009 | | |

75 Kenny Habul PROAM Rowe Racing / SunEnergy1 Racing
 Thomas Jäger Mercedes AMG GT3

| Nr. | In Day Time | In Time | Out Time | Pit Time | T. Pit Time | Handicap | Penalty |
|-----|--------------|--------------|--------------|----------|-------------|----------|---------|
| 1 | 17:37:46.818 | 17:37:46.818 | 17:39:17.060 | 1:30.242 | 1:30.242 | | |
| 2 | 17:51:48.125 | 17:51:48.125 | 17:54:15.496 | 2:27.371 | 3:57.613 | | |

90 Alberto Di Folco PROAM Raton Racing by Target
 Christoph Lenz Lamborghini Huracan GT3 EVO

| Nr. | In Day Time | In Time | Out Time | Pit Time | T. Pit Time | Handicap | Penalty |
|-----|--------------|--------------|--------------|----------|-------------|----------|---------|
| 1 | 17:38:37.621 | 17:38:37.621 | 17:39:56.322 | 1:18.701 | 1:18.701 | | |
| 2 | 17:42:00.466 | 17:42:00.466 | 17:42:46.372 | 45.906 | 2:04.607 | | |

93 Christopher Froggatt PROAM Spirit of Race / Tempesta Racing
 Edward Cheever III Ferrari 488 GT3

| Nr. | In Day Time | In Time | Out Time | Pit Time | T. Pit Time | Handicap | Penalty |
|-----|--------------|--------------|--------------|----------|-------------|----------|---------|
| 1 | 17:42:18.345 | 17:42:18.345 | 17:46:06.706 | 3:48.361 | 3:48.361 | | |

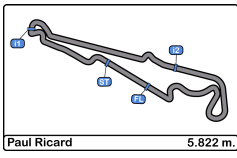
96 Oliver Wilkinson PROAM Optimum Motorsport
 Bradley Ellis Aston Martin GT3 AMR MY2019

| Nr. | In Day Time | In Time | Out Time | Pit Time | T. Pit Time | Handicap | Penalty |
|-----|--------------|--------------|--------------|----------|-------------|----------|---------|
| 1 | 17:36:48.221 | 17:36:48.221 | 17:38:04.268 | 1:16.047 | 1:16.047 | | |
| 2 | 17:48:27.476 | 17:48:27.476 | 17:49:42.616 | 1:15.140 | 2:31.187 | | |

99 António Coimbra AM Sports and You
 Luis Silva Mercedes AMG GT3

| Nr. | In Day Time | In Time | Out Time | Pit Time | T. Pit Time | Handicap | Penalty |
|-----|--------------|--------------|--------------|----------|-------------|----------|---------|
| 1 | 17:27:52.301 | 17:27:52.301 | 17:29:18.231 | 1:25.930 | 1:25.930 | | |
| 2 | 17:39:54.112 | 17:39:54.112 | 17:42:35.715 | 2:41.603 | 4:07.533 | | |
| 3 | 17:48:48.254 | 17:48:48.254 | 17:50:56.022 | 2:07.768 | 6:15.301 | | |

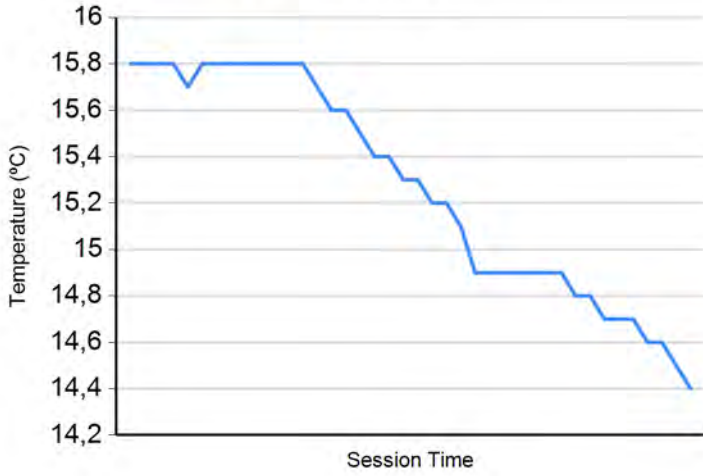




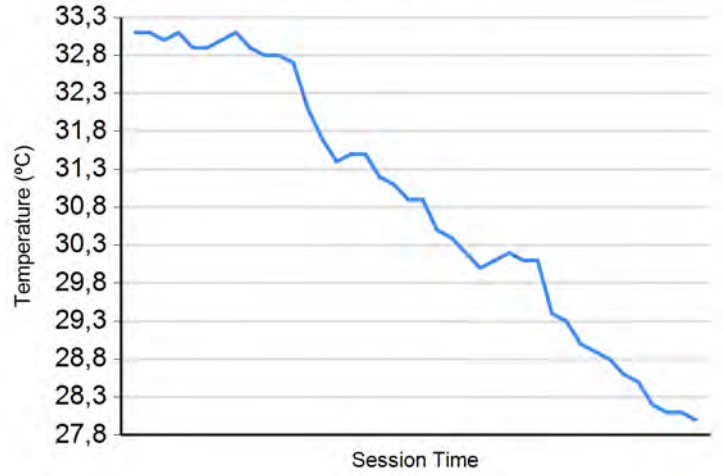
Paul Ricard
International GT Open
Free Practice - 3 - bronze drivers
Weather Report



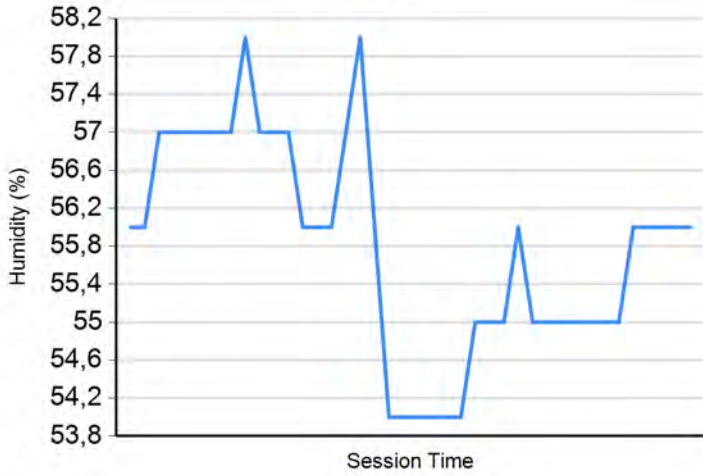
Air Temperature



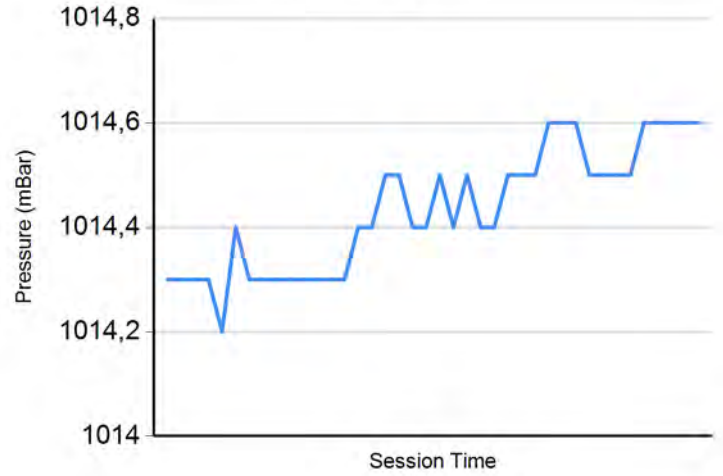
Track Temperature



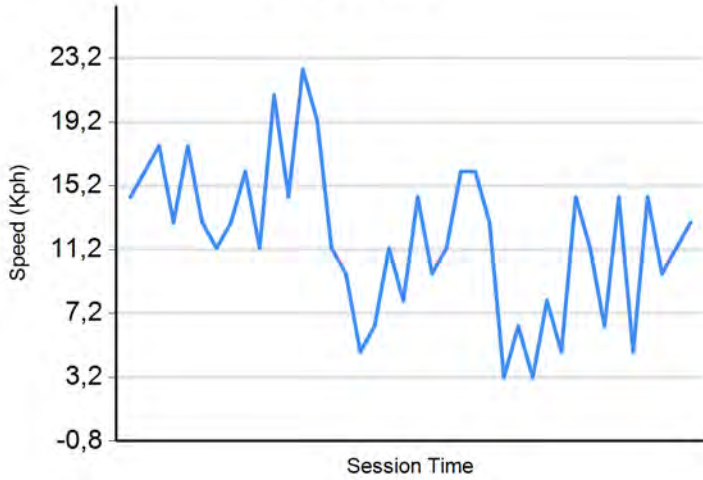
Humidity



Pressure

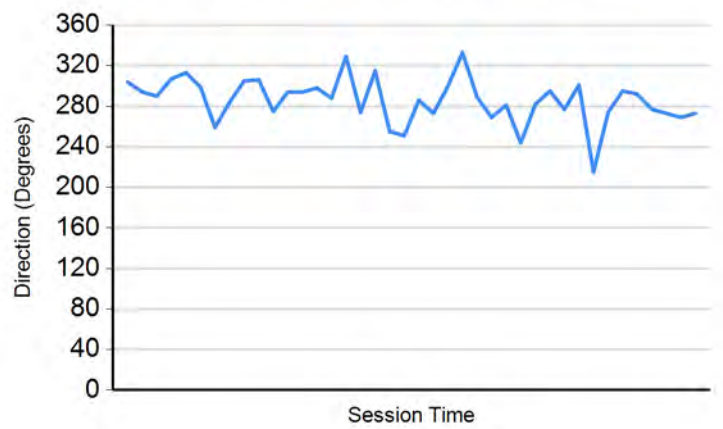


Wind Speed



Wind direction

North = 0°/360° Est = 90° South = 180° West = 270°





Paul Ricard
International GT Open
Free Practice 1 - 2 - 3
Results

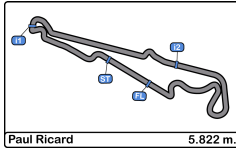


| Cls | Nº | Entrant/Team | Nat | Driver 1 | Nat | Status | Driver 2 | Nat | Status | Vehicle | Cat | Cls | Laps | Free Practice - 1 | Free Practice - 2 | Free Practice - 3 - bronze drivers | Best | Gap | Interval | Km/h | | | |
|-----|----|----------------------------|-----|----------------------|-----|--------|---------------------|-----|--------|-------------------------|-------|-----|------|-------------------|-------------------|---------------------------------------|----------|----------|----------|----------|--------|-------|-------|
| 1 | 20 | SPS Automotive Performance | DEU | Valentin Pierburg | DEU | | Tom Onslow-Cole | GBR | | Mercedes AMG GT3 | PROAM | 1 | 30 | | 1:59.670 | 9 | 2:00.617 | 15 | 1:59.670 | | 175.1 | | |
| 2 | 10 | SPS Automotive Performance | DEU | Miguel Ramos | PRT | | Fabrizio Crestani | ITA | | Mercedes AMG GT3 | PRO | 1 | 32 | | 2:01.066 | 7 | 2:00.630 | 15 | 2:00.630 | 0.960 | 0.960 | 173.7 | |
| 3 | 16 | Teo Martín Motorsport | ESP | Marcelo Hahn | BRA | | Allam Khodair | BRA | | McLaren 720 s | PROAM | 2 | 41 | 2:02.141 | 3 | 2:00.842 | 11 | 2:02.872 | 11 | 2:00.842 | 1.172 | 0.212 | 173.4 |
| 4 | 27 | Lazarus Racing | ITA | Nicola De Marco | ITA | | Nicolas Pohler | DEU | | Lamborghini Huracan GT3 | PRO | 2 | 23 | 2:01.092 | 3 | 2:02.653 | 18 | | 2:01.092 | 1.422 | 0.250 | 173.0 | |
| 5 | 6 | Antonelli MotorSport | ITA | Daniel Zampieri | ITA | | Alessio Rovera | ITA | | Mercedes AMG GT3 | PRO | 3 | 29 | 2:01.934 | 6 | 2:01.115 | 13 | | 2:01.115 | 1.445 | 0.023 | 173.0 | |
| 6 | 25 | HTP Motorsport | DEU | Alexander Hrachowina | AUT | | Martin Konrad | AUT | | Mercedes AMG GT3 | AM | 1 | 50 | 2:03.254 | 13 | 2:03.030 | 3 | 2:01.188 | 17 | 2:01.188 | 1.518 | 0.073 | 172.9 |
| 7 | 8 | Antonelli MotorSport | ITA | Giuseppe Cipriani | ITA | | | | | Mercedes AMG GT3 | AM | 2 | 37 | 2:04.078 | 7 | 2:02.260 | 12 | 2:01.218 | 14 | 2:01.218 | 1.548 | 0.030 | 172.9 |
| 8 | 17 | Teo Martín Motorsport | ESP | Fran Rueda | ESP | | Andrés Saravia | GTM | | McLaren 720 s | PRO | 4 | 39 | 2:02.114 | 11 | 2:01.233 | 16 | | 2:01.233 | 1.563 | 0.015 | 172.8 | |
| 9 | 63 | Emil Frey Racing | CHE | Albert Costa | ESP | | Giacomo Altoè | ITA | | Lamborghini Huracan GT3 | PRO | 5 | 25 | 2:02.536 | 3 | 2:01.481 | 17 | | 2:01.481 | 1.811 | 0.248 | 172.5 | |
| 10 | 90 | Raton Racing by Target | ITA | Alberto Di Folco | ITA | | Christoph Lenz | CHE | | Lamborghini Huracan GT3 | PROAM | 3 | 36 | | 2:01.668 | 19 | 2:03.928 | 16 | 2:01.668 | 1.998 | 0.187 | 172.2 | |
| 11 | 75 | Rowe Racing / SunEnergy1 | DEU | Kenny Habul | AUS | | Thomas Jäger | DEU | | Mercedes AMG GT3 | PROAM | 4 | 52 | 2:01.879 | 5 | 2:02.127 | 3 | 2:02.891 | 6 | 2:01.879 | 2.209 | 0.211 | 171.9 |
| 12 | 93 | Spirit of Race / Tempesta | GBR | Christopher Froggatt | GBR | | Edward Cheever III | ITA | | Ferrari 488 GT3 | PROAM | 5 | 35 | 2:03.319 | 4 | 2:01.930 | 9 | 2:02.156 | 13 | 2:01.930 | 2.260 | 0.051 | 171.8 |
| 13 | 14 | Emil Frey Racing | CHE | Norbert Siedler | AUT | | Mikaël Grenier | CAN | | Lamborghini Huracan GT3 | PRO | 6 | 23 | 2:02.875 | 3 | 2:02.006 | 4 | | 2:02.006 | 2.336 | 0.076 | 171.7 | |
| 14 | 19 | Raton Racing by Target | ITA | Jiatong Liang | CHN | | Raffaele Giammaria | ITA | | Lamborghini Huracan GT3 | PROAM | 6 | 34 | | 2:02.144 | 13 | 2:02.061 | 14 | 2:02.061 | 2.391 | 0.055 | 171.7 | |
| 15 | 26 | Lazarus Racing | ITA | Eliseo Martínez | ESP | | Fabio Onidi | ITA | | Lamborghini Huracan GT3 | PRO | 7 | 28 | 2:02.983 | 5 | 2:02.079 | 18 | | 2:02.079 | 2.409 | 0.018 | 171.6 | |
| 16 | 96 | Optimum Motorsport | GBR | Oliver Wilkinson | GBR | | Bradley Ellis | GBR | | Aston Martin GT3 AMR | PROAM | 7 | 47 | 2:03.095 | 9 | 2:02.136 | 8 | 2:02.308 | 15 | 2:02.136 | 2.466 | 0.057 | 171.6 |
| 17 | 7 | Petri Corse | ITA | Petru Razvan | ROU | | Jules Gounon | FRA | | Bentley Continental GT3 | PRO | 8 | 27 | 2:03.430 | 8 | 2:02.136 | 5 | | 2:02.136 | 2.466 | 0.000 | 171.6 | |
| 18 | 21 | Spirit of Race | ITA | Duncan Cameron | GBR | | Matt Griffin | IRL | | Ferrari 488 GT3 | PROAM | 8 | 38 | 2:02.554 | 6 | 2:02.220 | 13 | 2:02.844 | 15 | 2:02.220 | 2.550 | 0.084 | 171.4 |
| 19 | 66 | Vincenzo Sospiri Racing | ITA | Kang Ling | CHN | | Frederik Schandorff | DNK | | Lamborghini Huracan GT3 | PROAM | 9 | 33 | 2:03.947 | 3 | 2:02.359 | 18 | 2:02.526 | 6 | 2:02.359 | 2.689 | 0.139 | 171.2 |
| 20 | 9 | Antonelli MotorSport | ITA | Davide Roda | ITA | | | | | Mercedes AMG GT3 | AM | 3 | 30 | 2:05.039 | 6 | 2:03.078 | 9 | 2:03.030 | 8 | 2:03.030 | 3.360 | 0.671 | 170.3 |
| 21 | 99 | Sports and You | PRT | António Coimbra | PRT | | Luis Silva | PRT | | Mercedes AMG GT3 | AM | 4 | 41 | 2:06.320 | 8 | 2:03.353 | 13 | 2:03.894 | 9 | 2:03.353 | 3.683 | 0.323 | 169.9 |
| 22 | 12 | Ombra Racing | ITA | Federico Leo | ITA | | Najiy Razak | MYS | | Lamborghini Huracan GT3 | PRO | 9 | 20 | 2:04.075 | 3 | 2:04.509 | 3 | | 2:04.075 | 4.405 | 0.722 | 168.9 | |
| 23 | 59 | Teo Martín Motorsport | ESP | Martin Kodrić | PRT | | Henrique Chaves | PRT | | McLaren 720 s | PRO | 10 | 3 | 2:30.944 | 3 | | | | 2:30.944 | 31.274 | 26.869 | 138.8 | |

Published at:.....

| | | |
|------------------|-----------------------|--------------------|
| Stewards: | Race Director: | Timekeeper: |
| | | |





Paul Ricard
International GT Open
Qualifying - 1 Driver - 1
Provisional Results



| Cls | Nº | Entrant/Team | Nat | Driver 1 | Nat | Driver 2 | Nat | Vehicle | Cat | Cls | Laps | Best | Time | Gap | Interval | Km/h |
|-----|----|----------------------------|-----|-------------------------|-----|---------------------|-----|-----------------------------|-------|-----|------|------|----------|-------|----------|-------|
| 1 | 16 | Teo Martín Motorsport | ESP | Marcelo Hahn | BRA | Allam Khodair | BRA | McLaren 720 s | PROAM | 1 | 11 | 10 | 1:59.576 | | | 175.2 |
| 2 | 6 | Antonelli MotorSport | ITA | Daniel Zampieri | ITA | Alessio Rovera | ITA | Mercedes AMG GT3 | PRO | 1 | 9 | 8 | 1:59.668 | 0.092 | 0.092 | 175.1 |
| 3 | 59 | Teo Martín Motorsport | ESP | Martin Kodrić | HRV | Henrique Chaves | PRT | McLaren 720 s | PRO | 2 | 11 | 10 | 1:59.730 | 0.154 | 0.062 | 175.0 |
| 4 | 63 | Emil Frey Racing | CHE | Albert Costa | ESP | Giacomo Altoè | ITA | Lamborghini Huracan GT3 EVO | PRO | 3 | 10 | 9 | 1:59.776 | 0.200 | 0.046 | 174.9 |
| 5 | 10 | SPS Automotive Performance | DEU | Miguel Ramos | PRT | Fabrizio Crestani | ITA | Mercedes AMG GT3 | PRO | 4 | 12 | 7 | 1:59.956 | 0.380 | 0.180 | 174.7 |
| 6 | 27 | Lazarus Racing | ITA | Nicola De Marco | ITA | Nicolas Pohler | DEU | Lamborghini Huracan GT3 | PRO | 5 | 13 | 10 | 2:00.040 | 0.464 | 0.084 | 174.6 |
| 7 | 26 | Lazarus Racing | ITA | Eliseo Martínez | ESP | Fabio Onidi | ITA | Lamborghini Huracan GT3 | PRO | 6 | 11 | 9 | 2:00.251 | 0.675 | 0.211 | 174.2 |
| 8 | 75 | Rowe Racing / SunEnergy1 | DEU | Kenny Habul | AUS | Thomas Jäger | DEU | Mercedes AMG GT3 | PROAM | 2 | 13 | 11 | 2:00.403 | 0.827 | 0.152 | 174.0 |
| 9 | 17 | Teo Martín Motorsport | ESP | Fran Rueda | ESP | Andrés Saravia | GTW | McLaren 720 s | PRO | 7 | 10 | 7 | 2:00.536 | 0.960 | 0.133 | 173.8 |
| 10 | 14 | Emil Frey Racing | CHE | Norbert Siedler | AUT | Mikaël Grenier | CAN | Lamborghini Huracan GT3 EVO | PRO | 8 | 12 | 11 | 2:00.617 | 1.041 | 0.081 | 173.7 |
| 11 | 93 | Spirit of Race / Tempesta | GBR | Christopher Froggatt | GBR | Edward Cheever III | ITA | Ferrari 488 GT3 | PROAM | 3 | 8 | 7 | 2:00.746 | 1.170 | 0.129 | 173.5 |
| 12 | 90 | Raton Racing by Target | ITA | Alberto Di Folco | ITA | Christoph Lenz | CHE | Lamborghini Huracan GT3 EVO | PROAM | 4 | 14 | 12 | 2:00.792 | 1.216 | 0.046 | 173.5 |
| 13 | 8 | Antonelli MotorSport | ITA | Giuseppe Cipriani | ITA | | | Mercedes AMG GT3 | AM | 1 | 12 | 12 | 2:00.971 | 1.395 | 0.179 | 173.2 |
| 14 | 20 | SPS Automotive Performance | DEU | Valentin Pierburg | DEU | Tom Onslow-Cole | GBR | Mercedes AMG GT3 | PROAM | 5 | 12 | 12 | 2:01.123 | 1.547 | 0.152 | 173.0 |
| 15 | 66 | Vincenzo Sospiri Racing | ITA | Kang Ling | CHN | Frederik Schandorff | DNK | Lamborghini Huracan GT3 | PROAM | 6 | 13 | 12 | 2:01.336 | 1.760 | 0.213 | 172.7 |
| 16 | 19 | Raton Racing by Target | ITA | Jiatong Liang | CHN | Raffaele Giammaria | ITA | Lamborghini Huracan GT3 EVO | PROAM | 7 | 13 | 13 | 2:01.387 | 1.811 | 0.051 | 172.6 |
| 17 | 96 | Optimum Motorsport | GBR | Oliver Wilkinson | GBR | Bradley Ellis | GBR | Aston Martin GT3 AMR MY2019 | PROAM | 8 | 13 | 13 | 2:01.945 | 2.369 | 0.558 | 171.8 |
| 18 | 99 | Sports and You | PRT | António Coimbra | PRT | Luis Silva | PRT | Mercedes AMG GT3 | AM | 2 | 12 | 11 | 2:01.949 | 2.373 | 0.004 | 171.8 |
| 19 | 9 | Antonelli MotorSport | ITA | Davide Roda | ITA | | | Mercedes AMG GT3 | AM | 3 | 11 | 11 | 2:01.949 | 2.373 | 0.000 | 171.8 |
| 20 | 7 | Petri Corse | ITA | Petru Razvan Umbrurescu | ROU | Jules Gounon | FRA | Bentley Continental GT3 | PRO | 9 | 13 | 12 | 2:02.108 | 2.532 | 0.159 | 171.6 |
| 21 | 12 | Ombra Racing | ITA | Federico Leo | ITA | Najiy Razak | MYS | Lamborghini Huracan GT3 EVO | PRO | 10 | 14 | 14 | 2:02.290 | 2.714 | 0.182 | 171.3 |
| 22 | 25 | HTP Motorsport | DEU | Alexander Hrachowina | AUT | Martin Konrad | AUT | Mercedes AMG GT3 | AM | 4 | 13 | 12 | 2:02.431 | 2.855 | 0.141 | 171.1 |
| 23 | 21 | Spirit of Race | ITA | Duncan Cameron | GBR | Matt Griffin | IRL | Ferrari 488 GT3 | PROAM | 9 | 12 | 12 | 2:02.594 | 3.018 | 0.163 | 170.9 |

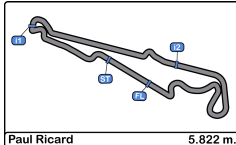
CAR 90 TIME:2:01.571 DISALLOWED TRACK LIMITS AT T 10
 CAR 96 TIME 2:02.446 DISALLOWED TRACK LIMITS AT T 1
 CAR 16 TIME 2:00.269 DISALLOWED TRACK LIMITS AT T 15
 CAR 90 TIME 2:00.714 DISALLOWED TRACK LIMITS AT T 7
 CAR 63 TIME 2:00.366 DISALLOWED TRACK LIMITS AT T 7
 CAR 27 TIME 2:00.040 DISALLOWED TRACK LIMITS AT T 9

Published at:.....

Track Temp: 22.3 °C Air Temp: 13.4 °C Humidity: 51 % Track Status: DRY

| | | |
|-----------|----------------|---|
| Stewards: | Race Director: | Timekeeper:  |
|-----------|----------------|---|





Paul Ricard
International GT Open
Qualifying - 1 Driver - 1
Provisional Results by Class



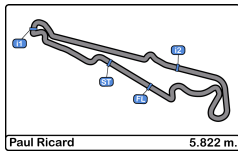
| Cls | Nº | Entrant/Team | Nat | Driver 1 | Nat | Status | Driver 2 | Nat | Status | Vehicle | Cat | Cls | Laps | Best | Time | Gap | Interval | Km/h | |
|--------------|----|----------------------------|-----|--------------------------------|-----|--------|----------------------------|-----|--------|-----------------------------|-------|-----|------|------|----------|-------|----------|-------|--|
| PRO | | | | | | | | | | | | | | | | | | | |
| 1 | 6 | Antonelli MotorSport | ITA | Daniel Zampieri | ITA | | Alessio Rovera | ITA | | Mercedes AMG GT3 | PRO | 1 | 9 | 8 | 1:59.668 | | | 175.1 | |
| 2 | 59 | Teo Martín Motorsport | ESP | Martin Kodrić | HRV | | Henrique Chaves | PRT | | McLaren 720 s | PRO | 2 | 11 | 10 | 1:59.730 | 0.062 | 0.062 | 175.0 | |
| 3 | 63 | Emil Frey Racing | CHE | Albert Costa | ESP | | Giacomo Altoè | ITA | | Lamborghini Huracan GT3 EVO | PRO | 3 | 10 | 9 | 1:59.776 | 0.108 | 0.046 | 174.9 | |
| 4 | 10 | SPS Automotive Performance | DEU | Miguel Ramos | ESP | | Fabrizio Crestani | ITA | | Mercedes AMG GT3 | PRO | 4 | 12 | 7 | 1:59.956 | 0.288 | 0.180 | 174.7 | |
| 5 | 27 | Lazarus Racing | ITA | Nicola De Marco | ITA | | Nicolas Pohler | DEU | | Lamborghini Huracan GT3 | PRO | 5 | 13 | 10 | 2:00.040 | 0.372 | 0.084 | 174.6 | |
| 6 | 26 | Lazarus Racing | ITA | Eliseo Martínez | ESP | | Fabio Onidi | ITA | | Lamborghini Huracan GT3 | PRO | 6 | 11 | 9 | 2:00.251 | 0.583 | 0.211 | 174.2 | |
| 7 | 17 | Teo Martín Motorsport | ESP | Fran Rueda | ESP | | Andrés Saravia | GTW | | McLaren 720 s | PRO | 7 | 10 | 7 | 2:00.536 | 0.868 | 0.285 | 173.8 | |
| 8 | 14 | Emil Frey Racing | CHE | Norbert Siedler | AUT | | Mikaël Grenier | CAN | | Lamborghini Huracan GT3 EVO | PRO | 8 | 12 | 11 | 2:00.617 | 0.949 | 0.081 | 173.7 | |
| 9 | 7 | Petri Corse | ITA | Petru Razvan Umbrărescu | ROU | | Jules Gounon | FRA | | Bentley Continental GT3 | PRO | 9 | 13 | 12 | 2:02.108 | 2.440 | 1.491 | 171.6 | |
| 10 | 12 | Ombra Racing | ITA | Federico Leo | ITA | | Najiy Razak | MYS | | Lamborghini Huracan GT3 EVO | PRO | 10 | 14 | 14 | 2:02.290 | 2.622 | 0.182 | 171.3 | |
| PROAM | | | | | | | | | | | | | | | | | | | |
| 1 | 16 | Teo Martín Motorsport | ESP | Marcelo Hahn | BRA | | Allam Khodair | BRA | | McLaren 720 s | PROAM | 1 | 11 | 10 | 1:59.576 | | | 175.2 | |
| 2 | 75 | Rowe Racing / SunEnergy1 | DEU | Kenny Habul | AUS | | Thomas Jäger | DEU | | Mercedes AMG GT3 | PROAM | 2 | 13 | 11 | 2:00.403 | 0.827 | 0.827 | 174.0 | |
| 3 | 93 | Spirit of Race / Tempesta | GBR | Christopher Froggatt | GBR | | Edward Cheever III | ITA | | Ferrari 488 GT3 | PROAM | 3 | 8 | 7 | 2:00.746 | 1.170 | 0.343 | 173.5 | |
| 4 | 90 | Raton Racing by Target | ITA | Alberto Di Folco | ITA | | Christoph Lenz | CHE | | Lamborghini Huracan GT3 EVO | PROAM | 4 | 14 | 12 | 2:00.792 | 1.216 | 0.046 | 173.5 | |
| 5 | 20 | SPS Automotive Performance | DEU | Valentin Pierburg | DEU | | Tom Onslow-Cole | GBR | | Mercedes AMG GT3 | PROAM | 5 | 12 | 12 | 2:01.123 | 1.547 | 0.331 | 173.0 | |
| 6 | 66 | Vincenzo Sospiri Racing | ITA | Kang Ling | CHN | | Frederik Schandorff | DNK | | Lamborghini Huracan GT3 | PROAM | 6 | 13 | 12 | 2:01.336 | 1.760 | 0.213 | 172.7 | |
| 7 | 19 | Raton Racing by Target | ITA | Jiatong Liang | CHN | | Raffaele Giammaria | ITA | | Lamborghini Huracan GT3 EVO | PROAM | 7 | 13 | 13 | 2:01.387 | 1.811 | 0.051 | 172.6 | |
| 8 | 96 | Optimum Motorsport | GBR | Oliver Wilkinson | GBR | | Bradley Ellis | GBR | | Aston Martin GT3 AMR MY2019 | PROAM | 8 | 13 | 13 | 2:01.945 | 2.369 | 0.558 | 171.8 | |
| 9 | 21 | Spirit of Race | ITA | Duncan Cameron | GBR | | Matt Griffin | IRL | | Ferrari 488 GT3 | PROAM | 9 | 12 | 12 | 2:02.594 | 3.018 | 0.649 | 170.9 | |
| AM | | | | | | | | | | | | | | | | | | | |
| 1 | 8 | Antonelli MotorSport | ITA | Giuseppe Cipriani | ITA | | | | | Mercedes AMG GT3 | AM | 1 | 12 | 12 | 2:00.971 | | | 173.2 | |
| 2 | 99 | Sports and You | PRT | António Coimbra | PRT | | Luis Silva | PRT | | Mercedes AMG GT3 | AM | 2 | 12 | 11 | 2:01.949 | 0.978 | 0.978 | 171.8 | |
| 3 | 9 | Antonelli MotorSport | ITA | Davide Roda | ITA | | | | | Mercedes AMG GT3 | AM | 3 | 11 | 11 | 2:01.949 | 0.978 | 0.000 | 171.8 | |
| 4 | 25 | HTP Motorsport | DEU | Alexander Hrachowina | AUT | | Martin Konrad | AUT | | Mercedes AMG GT3 | AM | 4 | 13 | 12 | 2:02.431 | 1.460 | 0.482 | 171.1 | |

Published at:.....

Track Temp: 22.3 °C Air Temp: 13.4 °C Humidity: 51 % Track Status: DRY

| | | |
|------------------|-----------------------|--------------------|
| Stewards: | Race Director: | Timekeeper: |
|------------------|-----------------------|--------------------|



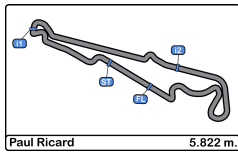


Paul Ricard
International GT Open
Qualifying - 1 Driver - 1
Lap Analysis



| 6 | | | | | | | 9 | | | | | | | | |
|---|----------------|--------------|--------------|----------|----------|--------------|--|-----|--------------|--------------|----------|----------|----------|--------------|---------|
| 1 Daniel Zampieri Mercedes AMG GT3 | | | | | | | 1 Davide Roda Mercedes AMG GT3 | | | | | | | | |
| PRO 2 Alessio Rovera Antonelli MotorSport | | | | | | | AM 2 Antonelli MotorSport | | | | | | | | |
| Lap | D | Time | Sector 1 | Sector 2 | Sector 3 | T. Spd | Elapsed | Lap | D | Time | Sector 1 | Sector 2 | Sector 3 | T. Spd | Elapsed |
| 1 | 1 | 10:33:16.142 | 10:31:35.978 | 38.124 | 1:02.040 | | 10:33:16.142 | 1 | 10:33:53.934 | 10:32:18.378 | 39.655 | 55.901 | | 10:33:53.934 | |
| 2 | 1 | 2:01.209 | 34.030 | 36.400 | 50.779 | 238.4 | 10:35:17.351 | 2 | 2:03.998 | 34.788 | 36.833 | 52.377 | 238.4 | 10:35:57.932 | |
| 3 | 1 | 2:00.941 | 33.455 | 36.459 | 51.027 | 239.4 | 10:37:18.292 | 3 | 2:04.059 | 34.228 | 36.919 | 52.912 | 239.4 | 10:38:01.991 | |
| 4 | 1 | 2:00.782 | 33.476 | 36.385 | 50.921 | 241.0 | 10:39:19.074 | 4 | 2:02.710 | 34.178 | 36.677 | 51.855 | 238.9 | 10:40:04.701 | |
| 5 | 1 | 2:01.311 | 33.580 | 36.548 | 51.183 | 242.6 | 10:41:20.385 | 5 | 3:58.396 P | 34.105 | 37.117 | 2:47.174 | 240.0 | 10:44:03.097 | |
| 6 | 1 | 9:34.332 P | 33.649 | 36.885 | 8:23.798 | 237.8 | 10:50:54.717 | 6 | 2:19.448 | 50.619 | 36.939 | 51.890 | | 10:46:22.545 | |
| 7 | 1 | 2:32.597 | 55.572 | 45.762 | 51.263 | | 10:53:27.314 | 7 | 2:02.672 | 34.098 | 36.762 | 51.812 | 238.4 | 10:48:25.217 | |
| 8 | 1 | 1:59.668 | 33.323 | 36.230 | 50.115 | 240.5 | 10:55:26.982 | 8 | 2:02.445 | 33.935 | 36.600 | 51.910 | 239.4 | 10:50:27.662 | |
| 9 | 1 | 2:11.351 | 34.922 | 44.251 | 52.178 | 242.1 | 10:57:38.333 | 9 | 4:17.333 P | 33.971 | 37.463 | 3:05.899 | 244.3 | 10:54:44.995 | |
| 10 | 1 | | 33.226 | 1:08.940 | | 240.5 | | 10 | 2:18.651 | 50.029 | 36.664 | 51.958 | | 10:57:03.646 | |
| 7 | | | | | | | 11 | | | | | | | | |
| 1 Petru Razvan Umbrarescu Bentley Continental GT3 | | | | | | | 2 Jules Gounon Petri Corse | | | | | | | | |
| Lap | D | Time | Sector 1 | Sector 2 | Sector 3 | T. Spd | Elapsed | Lap | D | Time | Sector 1 | Sector 2 | Sector 3 | T. Spd | Elapsed |
| 1 | 1 | 10:32:58.679 | 10:31:15.994 | 43.053 | 59.632 | | 10:32:58.679 | 11 | 2:01.949 | 33.914 | 36.702 | 51.333 | 241.6 | 10:59:05.595 | |
| 2 | 1 | 2:06.918 | 35.491 | 37.844 | 53.583 | 243.7 | 10:35:05.597 | 12 | | 34.632 | 37.690 | | 240.0 | | |
| 3 | 1 | 2:04.562 | 34.667 | 36.808 | 53.087 | 244.8 | 10:37:10.159 | 12 | | | | | | | |
| 4 | 1 | 2:03.690 | 34.335 | 36.626 | 52.729 | 245.4 | 10:39:13.849 | 12 | | | | | | | |
| 5 | 1 | 3:03.814 P | 34.249 | 36.867 | 1:52.698 | 245.4 | 10:42:17.663 | 12 | | | | | | | |
| 6 | 1 | 2:30.666 | 55.620 | 41.709 | 53.337 | | 10:44:48.329 | 12 | | | | | | | |
| 7 | 1 | 2:03.630 | 34.362 | 36.548 | 52.720 | 244.8 | 10:46:51.959 | 12 | | | | | | | |
| 8 | 1 | 2:05.912 | 34.377 | 36.452 | 55.083 | 244.3 | 10:48:57.871 | 12 | | | | | | | |
| 9 | 1 | 2:02.147 | 33.933 | 36.320 | 51.894 | 246.5 | 10:51:00.018 | 12 | | | | | | | |
| 10 | 1 | 2:02.852 | 34.070 | 36.225 | 52.557 | 246.0 | 10:53:02.870 | 12 | | | | | | | |
| 11 | 1 | 2:14.627 | 39.095 | 42.707 | 52.825 | 245.4 | 10:55:17.497 | 12 | | | | | | | |
| 12 | 1 | 2:02.108 | 33.721 | 36.364 | 52.023 | 246.5 | 10:57:19.605 | 12 | | | | | | | |
| 13 | 1 | 2:02.605 | 33.725 | 36.408 | 52.472 | 247.7 | 10:59:22.210 | 12 | | | | | | | |
| 14 | 1 | | 34.777 | 36.796 | | 238.4 | | 12 | | | | | | | |
| 8 | | | | | | | 10 | | | | | | | | |
| 1 Giuseppe Cipriani Mercedes AMG GT3 | | | | | | | 1 Miguel Ramos Mercedes AMG GT3 | | | | | | | | |
| AM 2 Antonelli MotorSport | | | | | | | PRO 2 Fabrizio Crestani SPS Automotive Performance | | | | | | | | |
| Lap | D | Time | Sector 1 | Sector 2 | Sector 3 | T. Spd | Elapsed | Lap | D | Time | Sector 1 | Sector 2 | Sector 3 | T. Spd | Elapsed |
| 1 | 10:35:02.745 P | 10:31:42.132 | 39.463 | 2:41.150 | | 10:35:02.745 | | 1 | 10:32:19.486 | 10:30:47.861 | 37.016 | 54.609 | | 10:32:19.486 | |
| 2 | 2:23.128 | 52.544 | 37.635 | 52.949 | | 10:37:25.873 | | 2 | 2:01.790 | 33.830 | 36.277 | 51.683 | 238.4 | 10:34:21.276 | |
| 3 | 2:03.077 | 34.844 | 36.765 | 51.468 | 240.5 | 10:39:28.950 | | 3 | 2:00.907 | 33.540 | 36.481 | 50.886 | 237.8 | 10:36:22.183 | |
| 4 | 2:02.220 | 34.291 | 36.738 | 51.191 | 240.0 | 10:41:31.170 | | 4 | 2:00.592 | 33.476 | 36.465 | 50.651 | 241.0 | 10:38:22.775 | |
| 5 | 2:01.878 | 33.851 | 36.681 | 51.346 | 239.4 | 10:43:33.048 | | 5 | 2:00.590 | 33.376 | 36.519 | 50.695 | 239.4 | 10:40:23.365 | |
| 6 | 2:01.561 | 33.903 | 36.629 | 51.029 | 240.5 | 10:45:34.609 | | 6 | 2:00.547 | 33.396 | 36.299 | 50.852 | 240.0 | 10:42:23.912 | |
| 7 | 4:03.614 P | 33.960 | 37.543 | 2:52.111 | 239.4 | 10:49:38.223 | | 7 | 2:00.547 | 33.396 | 36.299 | 50.852 | 240.0 | 10:42:23.912 | |
| 8 | 2:24.154 | 52.357 | 38.738 | 53.059 | | 10:52:02.377 | | 7 | 1:59.956 | 33.272 | 36.242 | 50.442 | 239.4 | 10:44:23.868 | |
| 9 | 2:02.046 | 34.292 | 36.475 | 51.279 | 238.9 | 10:54:04.423 | | 8 | 8:31.602 P | 35.581 | 37.540 | 7:18.481 | 228.8 | 10:52:55.470 | |
| 10 | 2:01.136 | 33.670 | 36.506 | 50.960 | 240.0 | 10:56:05.559 | | 9 | 2:19.542 | 49.778 | 36.414 | 53.350 | | 10:55:15.012 | |
| 11 | 2:02.445 | 33.974 | 36.700 | 51.771 | 240.0 | 10:58:08.004 | | 10 | 2:02.964 | 33.196 | 36.209 | 53.559 | 240.5 | 10:57:17.976 | |
| 12 | 2:00.971 | 33.620 | 36.495 | 50.856 | 239.4 | 11:00:08.975 | | 11 | 2:01.877 | 33.170 | 36.731 | 51.976 | 240.5 | 10:59:19.853 | |
| 13 | | 33.670 | 37.906 | | 240.5 | | | 12 | 2:00.283 | 33.205 | 36.350 | 50.728 | 241.0 | 11:01:20.136 | |
| | | | | | | | 12 | | | | | | | | |
| | | | | | | | 1 Federico Leo Lamborghini Huracan GT3 EVO | | | | | | | | |
| | | | | | | | PRO 2 Najji Razak Ombra Racing | | | | | | | | |
| Lap | D | Time | Sector 1 | Sector 2 | Sector 3 | T. Spd | Elapsed | Lap | D | Time | Sector 1 | Sector 2 | Sector 3 | T. Spd | Elapsed |
| 1 | 10:35:02.745 P | 10:31:42.132 | 39.463 | 2:41.150 | | 10:35:02.745 | | 1 | 10:32:42.664 | 10:31:09.515 | 38.463 | 54.686 | | 10:32:42.664 | |
| 2 | 2:23.128 | 52.544 | 37.635 | 52.949 | | 10:37:25.873 | | 2 | 2:04.491 | 35.076 | 37.055 | 52.360 | 238.9 | 10:34:47.155 | |
| 3 | 2:03.077 | 34.844 | 36.765 | 51.468 | 240.5 | 10:39:28.950 | | 3 | 2:03.496 | 34.590 | 36.836 | 52.070 | 239.4 | 10:36:50.651 | |
| 4 | 2:02.220 | 34.291 | 36.738 | 51.191 | 240.0 | 10:41:31.170 | | 4 | 2:03.027 | 34.466 | 36.581 | 51.980 | 242.6 | 10:38:53.678 | |
| 5 | 2:01.878 | 33.851 | 36.681 | 51.346 | 239.4 | 10:43:33.048 | | 5 | 2:02.479 | 34.386 | 36.473 | 51.620 | 239.4 | 10:40:56.157 | |
| 6 | 2:01.561 | 33.903 | 36.629 | 51.029 | 240.5 | 10:45:34.609 | | 6 | 2:02.820 | 34.045 | 36.634 | 52.141 | 239.4 | 10:42:58.977 | |
| 7 | 4:03.614 P | 33.960 | 37.543 | 2:52.111 | 239.4 | 10:49:38.223 | | 7 | 2:14.294 P | 36.115 | 37.440 | 1:00.739 | 238.4 | 10:45:13.271 | |
| 8 | 2:24.154 | 52.357 | 38.738 | 53.059 | | 10:52:02.377 | | 8 | 2:59.436 | 1:29.701 | 37.003 | 52.732 | | 10:48:12.707 | |
| 9 | 2:02.046 | 34.292 | 36.475 | 51.279 | 238.9 | 10:54:04.423 | | 9 | 2:02.789 | 34.493 | 36.520 | 51.776 | 238.4 | 10:50:15.496 | |
| 10 | 2:01.136 | 33.670 | 36.506 | 50.960 | 240.0 | 10:56:05.559 | | 10 | 2:02.437 | 34.199 | 36.473 | 51.765 | 240.0 | 10:52:17.933 | |
| 11 | 2:02.445 | 33.974 | 36.700 | 51.771 | 240.0 | 10:58:08.004 | | 11 | 2:02.501 | 34.160 | 36.639 | 51.702 | 238.9 | 10:54:20.434 | |
| 12 | 2:00.971 | 33.620 | 36.495 | 50.856 | 239.4 | 11:00:08.975 | | 12 | 2:02.909 | 34.299 | 36.846 | 51.764 | 239.4 | 10:56:23.343 | |
| 13 | | 33.670 | 37.906 | | 240.5 | | | 13 | 2:02.338 | 34.182 | 36.725 | 51.431 | 239.4 | 10:58:25.681 | |
| | | | | | | | | 14 | 2:02.290 | 34.195 | 36.619 | 51.476 | 238.9 | 11:00:27.971 | |
| | | | | | | | | 15 | 2 | 39.334 | 37.356 | | 187.8 | | |





Paul Ricard
International GT Open
Qualifying - 1 Driver - 1
Lap Analysis



| 14 | | | | | | |
|-------------------|---|--------------|-----------------------------|----------|----------|--------------|
| 1 Norbert Siedler | | | Lamborghini Huracan GT3 EVO | | | |
| PRO | | | Emil Frey Racing | | | |
| Lap | D | Time | Sector 1 | Sector 2 | Sector 3 | T. Spd |
| 1 | 2 | 10:34:10.172 | 10:32:34.176 | 40.857 | 55.139 | 10:34:10.172 |
| 2 | 2 | 2:02.289 | 34.187 | 36.643 | 51.459 | 238.9 |
| 3 | 2 | 2:00.999 | 33.570 | 36.224 | 51.205 | 241.6 |
| 4 | 2 | 2:00.956 | 33.646 | 36.212 | 51.098 | 240.5 |
| 5 | 2 | 2:00.632 | 33.249 | 36.233 | 51.150 | 240.0 |
| 6 | 2 | 6:38.215 P | 33.273 | 36.310 | 5:28.632 | 240.0 |
| 7 | 2 | 2:26.471 | 52.334 | 39.467 | 54.670 | 10:51:19.734 |
| 8 | 2 | 2:00.672 | 33.392 | 36.203 | 51.077 | 241.0 |
| 9 | 2 | 2:00.733 | 33.178 | 36.251 | 51.304 | 238.9 |
| 10 | 2 | 2:04.329 | 35.022 | 36.686 | 52.621 | 227.8 |
| 11 | 2 | 2:00.617 | 33.340 | 36.324 | 50.953 | 241.6 |
| 12 | 2 | 2:00.724 | 33.240 | 36.485 | 50.999 | 243.2 |
| 13 | 2 | | 35.338 | 40.995 | | 242.1 |

| 19 | | | | | | |
|-----------------|---|--------------|-----------------------------|----------|----------|--------------|
| 1 Jiatong Liang | | | Lamborghini Huracan GT3 EVO | | | |
| PROAM | | | Raton Racing by Target | | | |
| Lap | D | Time | Sector 1 | Sector 2 | Sector 3 | T. Spd |
| 1 | 1 | 10:32:35.988 | 10:31:00.091 | 39.210 | 56.687 | 10:32:35.988 |
| 2 | 1 | 2:07.633 | 34.407 | 36.434 | 56.792 | 237.8 |
| 3 | 1 | 2:03.720 | 34.220 | 37.126 | 52.374 | 237.8 |
| 4 | 1 | 2:02.023 | 33.816 | 36.328 | 51.879 | 241.0 |
| 5 | 1 | 2:01.857 | 33.781 | 36.277 | 51.799 | 241.0 |
| 6 | 1 | 3:45.800 P | 34.337 | 37.381 | 2:34.082 | 241.0 |
| 7 | 1 | 2:20.387 | 49.972 | 36.698 | 53.717 | 10:46:57.408 |
| 8 | 1 | 2:01.800 | 33.493 | 36.566 | 51.741 | 240.5 |
| 9 | 1 | 2:06.179 | 33.342 | 38.103 | 54.734 | 241.6 |
| 10 | 1 | 2:01.728 | 33.606 | 36.255 | 51.867 | 241.6 |
| 11 | 1 | 2:03.098 | 33.623 | 36.173 | 53.302 | 240.0 |
| 12 | 1 | 2:02.418 | 33.476 | 36.638 | 52.304 | 240.5 |
| 13 | 1 | 2:01.387 | 33.563 | 36.300 | 51.524 | 241.0 |
| 14 | 1 | | 33.453 | 36.207 | | 241.6 |

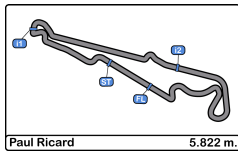
| 16 | | | | | | |
|----------------|---|--------------|-----------------------|----------|----------|--------------|
| 1 Marcelo Hahn | | | McLaren 720 s | | | |
| PROAM | | | Teo Martin Motorsport | | | |
| Lap | D | Time | Sector 1 | Sector 2 | Sector 3 | T. Spd |
| 1 | 2 | 10:33:46.708 | 10:32:16.549 | 37.838 | 52.321 | 10:33:46.708 |
| 2 | 2 | 2:01.894 | 34.054 | 36.572 | 51.268 | 237.8 |
| 3 | 2 | 2:01.482 | 33.823 | 36.461 | 51.198 | 240.5 |
| 4 | 2 | 2:00.622 | 33.556 | 36.142 | 50.924 | 240.5 |
| 5 | 2 | 2:00.815 | 33.438 | 36.615 | 50.762 | 240.5 |
| 6 | 2 | 2:00.333 | 33.394 | 36.231 | 50.708 | 241.6 |
| 7 | 2 | 2:08.131 P | 33.298 | 36.396 | 58.437 | 242.1 |
| 8 | 2 | 4:34.137 | 3:03.642 | 38.249 | 52.246 | 10:50:34.122 |
| 9 | 2 | 2:00.269 | 33.059 | 35.983 | 51.227 | 241.6 |
| 10 | 2 | 1:59.576 | 33.153 | 36.071 | 50.352 | 241.0 |
| 11 | 2 | 2:21.115 P | 33.667 | 45.848 | 1:01.600 | 241.6 |

| 20 | | | | | | |
|---------------------|---|--------------|----------------------------|----------|----------|--------------|
| 1 Valentin Pierburg | | | Mercedes AMG GT3 | | | |
| PROAM | | | SPS Automotive Performance | | | |
| Lap | D | Time | Sector 1 | Sector 2 | Sector 3 | T. Spd |
| 1 | 1 | 10:32:40.411 | 10:31:01.986 | 40.354 | 58.071 | 10:32:40.411 |
| 2 | 1 | 2:04.981 | 34.373 | 36.790 | 53.818 | 238.4 |
| 3 | 1 | 2:03.791 | 33.976 | 36.708 | 53.107 | 238.9 |
| 4 | 1 | 2:02.137 | 33.822 | 36.556 | 51.759 | 240.0 |
| 5 | 1 | 2:01.946 | 33.717 | 36.644 | 51.585 | 238.9 |
| 6 | 1 | 3:15.412 P | 33.963 | 36.892 | 2:04.557 | 238.9 |
| 7 | 1 | 2:27.241 | 52.650 | 40.555 | 54.036 | 10:46:35.919 |
| 8 | 1 | 2:07.928 | 33.824 | 37.541 | 56.563 | 237.8 |
| 9 | 1 | 2:01.490 | 33.676 | 36.493 | 51.321 | 237.8 |
| 10 | 1 | 2:04.885 | 34.710 | 37.173 | 53.002 | 239.4 |
| 11 | 1 | 2:01.152 | 33.423 | 36.286 | 51.443 | 237.8 |
| 12 | 1 | 2:01.123 | 33.453 | 36.453 | 51.217 | 238.9 |
| 13 | 1 | | 33.514 | 36.552 | | 239.4 |

| 17 | | | | | | |
|--------------|---|--------------|-----------------------|----------|----------|--------------|
| 1 Fran Rueda | | | McLaren 720 s | | | |
| PRO | | | Teo Martin Motorsport | | | |
| Lap | D | Time | Sector 1 | Sector 2 | Sector 3 | T. Spd |
| 1 | 2 | 10:32:22.712 | 10:30:51.938 | 37.350 | 53.424 | 10:32:22.712 |
| 2 | 2 | 2:03.002 | 34.131 | 36.806 | 52.065 | 239.4 |
| 3 | 2 | 2:02.254 | 34.059 | 36.671 | 51.524 | 240.0 |
| 4 | 2 | 2:10.278 P | 34.158 | 36.789 | 59.331 | 241.6 |
| 5 | 2 | 8:55.397 | 7:27.522 | 36.589 | 51.286 | 10:47:33.643 |
| 6 | 2 | 2:01.231 | 33.736 | 36.418 | 51.077 | 237.3 |
| 7 | 2 | 2:00.536 | 33.457 | 36.175 | 50.904 | 244.3 |
| 8 | 2 | 2:00.865 | 33.464 | 36.138 | 51.263 | 242.6 |
| 9 | 2 | 2:00.651 | 33.405 | 36.120 | 51.126 | 240.5 |
| 10 | 2 | 2:11.092 P | 34.353 | 37.374 | 59.365 | 242.1 |

| 21 | | | | | | |
|------------------|---|--------------|-----------------|----------|----------|--------------|
| 1 Duncan Cameron | | | Ferrari 488 GT3 | | | |
| PROAM | | | Spirit of Race | | | |
| Lap | D | Time | Sector 1 | Sector 2 | Sector 3 | T. Spd |
| 1 | 1 | 10:34:24.579 | 10:32:44.531 | 42.803 | 57.245 | 10:34:24.579 |
| 2 | 1 | 2:07.125 | 36.138 | 37.371 | 53.616 | 238.9 |
| 3 | 1 | 2:04.912 | 35.172 | 36.862 | 52.878 | 241.6 |
| 4 | 1 | 2:03.579 | 34.342 | 36.752 | 52.485 | 241.0 |
| 5 | 1 | 4:01.075 P | 34.203 | 36.683 | 2:50.189 | 240.5 |
| 6 | 1 | 2:24.073 | 52.307 | 38.651 | 53.115 | 10:47:05.343 |
| 7 | 1 | 2:03.775 | 35.011 | 36.568 | 52.196 | 239.4 |
| 8 | 1 | 2:04.109 | 34.958 | 36.844 | 52.307 | 240.0 |
| 9 | 1 | 2:03.423 | 34.619 | 36.776 | 52.028 | 241.0 |
| 10 | 1 | 2:02.878 | 34.356 | 36.574 | 51.948 | 243.2 |
| 11 | 1 | 2:02.822 | 34.216 | 36.471 | 52.135 | 240.0 |
| 12 | 1 | 2:02.594 | 33.921 | 36.601 | 52.072 | 242.6 |
| 13 | 1 | | 34.005 | 37.400 | | 241.0 |





Paul Ricard
International GT Open
Qualifying - 1 Driver - 1
Lap Analysis



| 25 | | | | | | | 59 | | | | | | | | |
|---|---|--------------|--------------|----------|----------|--------|--|--|---|--------------|--------------|----------|----------|--------|--------------|
| 1 Alexander Hrachowina Mercedes AMG GT3 | | | | | | | 1 Martin Kodrić McLaren 720 s | | | | | | | | |
| AM 2 Martin Konrad HTP Motorsport | | | | | | | PRO 2 Henrique Chaves Teo Martín Motorsport | | | | | | | | |
| Lap | D | Time | Sector 1 | Sector 2 | Sector 3 | T. Spd | Elapsed | Lap | D | Time | Sector 1 | Sector 2 | Sector 3 | T. Spd | Elapsed |
| 1 | 1 | 10:32:38.652 | 10:31:03.509 | 38.785 | 56.358 | | 10:32:38.652 | 1 | 1 | 10:33:21.271 | 10:31:40.675 | 42.521 | 58.075 | | 10:33:21.271 |
| 2 | 1 | 2:05.749 | 34.612 | 36.911 | 54.226 | 240.5 | 10:34:44.401 | 2 | 1 | 2:07.874 | 35.819 | 38.924 | 53.131 | 238.4 | 10:35:29.145 |
| 3 | 1 | 2:04.343 | 34.278 | 36.789 | 53.276 | 239.4 | 10:36:48.744 | 3 | 1 | 2:11.091 P | 33.774 | 37.460 | 59.857 | 238.9 | 10:37:40.236 |
| 4 | 1 | 2:08.528 | 38.150 | 37.201 | 53.177 | 216.4 | 10:38:57.272 | 4 | 1 | 3:23.509 | 1:52.493 | 38.027 | 52.989 | | 10:41:03.745 |
| 5 | 1 | 2:04.146 | 34.698 | 36.602 | 52.846 | 240.5 | 10:41:01.418 | 5 | 1 | 2:06.864 | 34.717 | 36.711 | 55.436 | 241.0 | 10:43:10.609 |
| 6 | 1 | 2:12.123 P | 34.606 | 36.615 | 1:00.902 | 240.0 | 10:43:13.541 | 6 | 1 | 2:00.256 | 33.512 | 35.994 | 50.750 | 241.0 | 10:45:10.865 |
| 7 | 1 | 6:16.184 | 4:46.498 | 37.024 | 52.662 | | 10:49:29.725 | 7 | 1 | 2:09.357 P | 33.180 | 36.482 | 59.695 | 240.5 | 10:47:20.222 |
| 8 | 1 | 2:03.138 | 34.272 | 36.441 | 52.425 | 240.0 | 10:51:32.863 | 8 | 1 | 7:07.807 | 5:35.528 | 37.862 | 54.417 | | 10:54:28.029 |
| 9 | 1 | 2:05.029 | 34.405 | 36.420 | 54.204 | 241.6 | 10:53:37.892 | 9 | 1 | 2:03.439 | 34.663 | 37.160 | 51.616 | 238.9 | 10:56:31.468 |
| 10 | 1 | 2:03.131 | 34.471 | 36.396 | 52.264 | 240.5 | 10:55:41.023 | 10 | 1 | 1:59.730 | 33.192 | 35.958 | 50.580 | 241.6 | 10:58:31.198 |
| 11 | 1 | 2:02.650 | 34.136 | 36.450 | 52.064 | 241.0 | 10:57:43.673 | 11 | 1 | 2:14.614 P | 34.735 | 37.765 | 1:02.114 | 241.6 | 11:00:45.812 |
| 12 | 1 | 2:02.431 | 34.050 | 36.483 | 51.898 | 242.1 | 10:59:46.104 | 63 | | | | | | | |
| 13 | 1 | 2:12.493 P | 34.211 | 36.752 | 1:01.530 | 241.0 | 11:01:58.597 | 1 Albert Costa Lamborghini Huracan GT3 EVO | | | | | | | |
| | | | | | | | PRO 2 Giacomo Altoè Emil Frey Racing | | | | | | | | |
| | | | | | | | Lap D Time Sector 1 Sector 2 Sector 3 T. Spd Elapsed | | | | | | | | |
| | | | | | | | 2 1 10:33:53.334 10:32:22.687 37.950 52.697 10:33:53.334 | | | | | | | | |
| | | | | | | | 2 1 2:01.495 33.809 36.354 51.332 238.4 10:35:54.829 | | | | | | | | |
| | | | | | | | 3 1 2:00.955 33.423 36.395 51.137 242.1 10:37:55.784 | | | | | | | | |
| | | | | | | | 4 1 2:00.519 33.523 36.045 50.951 242.1 10:39:56.303 | | | | | | | | |
| | | | | | | | 5 1 9:07.391 P 33.413 36.284 7:57.694 241.6 10:49:03.694 | | | | | | | | |
| | | | | | | | 6 1 2:24.600 52.986 40.334 51.280 10:51:28.294 | | | | | | | | |
| | | | | | | | 7 1 2:00.366 33.315 36.048 51.003 242.1 10:53:28.660 | | | | | | | | |
| | | | | | | | 8 1 1:59.839 33.228 36.191 50.420 241.0 10:55:28.499 | | | | | | | | |
| | | | | | | | 9 1 1:59.776 33.128 36.115 50.533 243.7 10:57:28.275 | | | | | | | | |
| | | | | | | | 10 1 2:08.766 37.242 39.944 51.580 219.0 10:59:37.041 | | | | | | | | |
| | | | | | | | 11 1 32.951 36.316 242.6 | | | | | | | | |
| 26 | | | | | | | 66 | | | | | | | | |
| 1 Eliseo Martínez Lamborghini Huracan GT3 | | | | | | | 1 Kang Ling Lamborghini Huracan GT3 | | | | | | | | |
| PRO 2 Fabio Onidi Lazarus Racing | | | | | | | PROAM 2 Frederik Schandorff Vincenzo Sospiri Racing | | | | | | | | |
| Lap | D | Time | Sector 1 | Sector 2 | Sector 3 | T. Spd | Elapsed | Lap | D | Time | Sector 1 | Sector 2 | Sector 3 | T. Spd | Elapsed |
| 1 | 2 | 10:32:14.583 | 10:30:43.389 | 38.455 | 52.739 | | 10:32:14.583 | 1 | 2 | 10:32:50.871 | 10:31:08.711 | 44.514 | 57.646 | | 10:32:50.871 |
| 2 | 2 | 2:14.802 P | 34.767 | 38.262 | 1:01.773 | 236.3 | 10:34:29.385 | 2 | 2 | 2:05.552 | 34.461 | 37.044 | 54.047 | 239.4 | 10:34:56.423 |
| 3 | 2 | 3:06.841 | 1:38.163 | 37.131 | 51.547 | | 10:37:36.226 | 3 | 2 | 2:03.196 | 34.005 | 36.826 | 52.365 | 239.4 | 10:36:59.619 |
| 4 | 2 | 2:01.233 | 33.808 | 36.196 | 51.229 | 242.1 | 10:39:37.459 | 4 | 2 | 2:02.160 | 33.926 | 36.586 | 51.648 | 241.6 | 10:39:01.779 |
| 5 | 2 | 2:01.408 | 33.616 | 36.488 | 51.304 | 242.1 | 10:41:38.867 | 5 | 2 | 2:08.304 | 33.894 | 36.629 | 57.781 | 240.5 | 10:41:10.083 |
| 6 | 2 | 2:01.291 | 33.561 | 36.428 | 51.302 | 240.0 | 10:43:40.158 | 6 | 2 | 2:02.291 | 33.902 | 36.802 | 51.587 | 240.5 | 10:43:12.374 |
| 7 | 2 | 2:10.877 P | 33.470 | 37.104 | 1:00.303 | 238.4 | 10:45:51.035 | 7 | 2 | 2:08.335 P | 33.699 | 36.624 | 58.012 | 242.6 | 10:45:20.709 |
| 8 | 2 | 7:52.653 | 6:22.563 | 37.771 | 52.319 | | 10:53:43.688 | 8 | 2 | 5:30.008 | 4:00.605 | 37.220 | 52.183 | | 10:50:50.717 |
| 9 | 2 | 2:00.251 | 33.416 | 36.093 | 50.742 | 241.6 | 10:55:43.939 | 9 | 2 | 2:06.576 | 33.607 | 36.647 | 56.322 | 241.6 | 10:52:57.293 |
| 10 | 2 | 2:05.995 | 35.076 | 39.048 | 51.871 | 243.2 | 10:57:49.934 | 10 | 2 | 2:01.639 | 33.513 | 36.550 | 51.576 | 240.0 | 10:54:58.932 |
| 11 | 2 | 2:22.887 P | 33.431 | 36.652 | 1:12.804 | 242.6 | 11:00:12.821 | 11 | 2 | 2:01.532 | 33.473 | 36.563 | 51.496 | 241.0 | 10:57:00.464 |
| | | | | | | | 12 2 2:01.336 33.305 36.681 51.350 242.6 10:59:01.800 | | | | | | | | |
| | | | | | | | 13 2 2:10.030 P 34.940 36.977 58.113 242.1 11:01:11.830 | | | | | | | | |
| 27 | | | | | | | | | | | | | | | |
| 1 Nicola De Marco Lamborghini Huracan GT3 | | | | | | | | | | | | | | | |
| PRO 2 Nicolas Pohler Lazarus Racing | | | | | | | | | | | | | | | |
| Lap | D | Time | Sector 1 | Sector 2 | Sector 3 | T. Spd | Elapsed | | | | | | | | |
| 1 | 2 | 10:32:19.511 | 10:30:47.048 | 39.026 | 53.437 | | 10:32:19.511 | | | | | | | | |
| 2 | 2 | 2:11.740 P | 35.033 | 37.155 | 59.552 | 232.2 | 10:34:31.251 | | | | | | | | |
| 3 | 2 | 3:58.761 | 2:30.249 | 36.761 | 51.751 | | 10:38:30.012 | | | | | | | | |
| 4 | 2 | 2:02.513 | 34.287 | 36.905 | 51.321 | 238.9 | 10:40:32.525 | | | | | | | | |
| 5 | 2 | 2:02.331 | 34.106 | 36.658 | 51.567 | 240.0 | 10:42:34.856 | | | | | | | | |
| 6 | 2 | 2:01.845 | 34.076 | 36.614 | 51.155 | 241.0 | 10:44:36.701 | | | | | | | | |
| 7 | 2 | 2:01.835 | 33.747 | 36.550 | 51.538 | 238.4 | 10:46:38.536 | | | | | | | | |
| 8 | 2 | 2:12.934 P | 33.839 | 37.129 | 1:01.966 | 240.0 | 10:48:51.470 | | | | | | | | |
| 9 | 2 | 4:01.028 | 2:31.577 | 37.323 | 52.128 | | 10:52:52.498 | | | | | | | | |
| 10 | 2 | 2:00.040 | 33.723 | 34.114 | 52.203 | 239.4 | 10:54:52.538 | | | | | | | | |
| 11 | 2 | 2:01.373 | 33.479 | 36.633 | 51.261 | 240.0 | 10:56:53.911 | | | | | | | | |
| 12 | 2 | 2:01.390 | 33.546 | 36.518 | 51.326 | 240.5 | 10:58:55.301 | | | | | | | | |
| 13 | 2 | 2:01.013 | 33.472 | 36.453 | 51.088 | 242.1 | 11:00:56.314 | | | | | | | | |
| 14 | 2 | | 37.296 | 42.901 | | 240.5 | | | | | | | | | |





Paul Ricard
International GT Open
Qualifying - 1 Driver - 1
Lap Analysis



| 75 | | | | | | | 96 | | | | | | | | | | | | | | |
|---------------|---|--------------|------------------|----------|----------|--------|---------------------------------|-----|---|-----------------------------|--------------|----------|----------|-----------------|--------------|--|--|--------------------|--|--|--|
| 1 Kenny Habul | | | Mercedes AMG GT3 | | | | 1 Oliver Wilkinson | | | Aston Martin GT3 AMR MY2019 | | | | | | | | | | | |
| PROAM | | | 2 Thomas Jäger | | | | Rowe Racing / SunEnergy1 Racing | | | | PROAM | | | 2 Bradley Ellis | | | | Optimum Motorsport | | | |
| Lap | D | Time | Sector 1 | Sector 2 | Sector 3 | T. Spd | Elapsed | Lap | D | Time | Sector 1 | Sector 2 | Sector 3 | T. Spd | Elapsed | | | | | | |
| 1 | 2 | 10:32:24.826 | 10:30:54.434 | 37.965 | 52.427 | | 10:32:24.826 | 1 | 1 | 10:32:36.793 | 10:30:59.490 | 39.459 | 57.844 | | 10:32:36.793 | | | | | | |
| 2 | 2 | 2:10.922 P | 34.206 | 37.272 | 59.444 | 239.4 | 10:34:35.748 | 2 | 1 | 2:14.537 P | 34.741 | 36.398 | 1:03.398 | 243.2 | 10:34:51.330 | | | | | | |
| 3 | 2 | 3:07.347 | 1:36.851 | 37.353 | 53.143 | | 10:37:43.095 | 3 | 1 | 3:04.730 | 1:32.263 | 38.899 | 53.568 | | 10:37:56.060 | | | | | | |
| 4 | 2 | 2:01.752 | 33.954 | 36.550 | 51.248 | 236.8 | 10:39:44.847 | 4 | 1 | 2:03.088 | 34.432 | 36.443 | 52.213 | 246.5 | 10:39:59.148 | | | | | | |
| 5 | 2 | 2:01.014 | 33.554 | 36.464 | 50.996 | 237.8 | 10:41:45.861 | 5 | 1 | 2:02.446 | 34.107 | 36.403 | 51.936 | 242.6 | 10:42:01.594 | | | | | | |
| 6 | 2 | 2:00.741 | 33.350 | 36.536 | 50.855 | 237.8 | 10:43:46.602 | 6 | 1 | 2:02.308 | 34.109 | 36.356 | 51.843 | 242.6 | 10:44:03.902 | | | | | | |
| 7 | 2 | 2:08.672 P | 33.255 | 36.609 | 58.808 | 237.8 | 10:45:55.274 | 7 | 1 | 2:08.746 P | 33.825 | 36.361 | 58.560 | 243.2 | 10:46:12.648 | | | | | | |
| 8 | 2 | 4:14.473 | 2:45.068 | 37.512 | 51.893 | | 10:50:09.747 | 8 | 1 | 4:57.868 | 3:26.884 | 37.991 | 52.993 | | 10:51:10.516 | | | | | | |
| 9 | 2 | 2:00.679 | 33.520 | 36.560 | 50.599 | 236.8 | 10:52:10.426 | 9 | 1 | 2:04.787 | 34.558 | 37.675 | 52.554 | 242.6 | 10:53:15.303 | | | | | | |
| 10 | 2 | 2:00.943 | 33.225 | 36.535 | 51.183 | 237.3 | 10:54:11.369 | 10 | 1 | 2:02.624 | 34.153 | 36.411 | 52.060 | 241.6 | 10:55:17.927 | | | | | | |
| 11 | 2 | 2:00.403 | 33.306 | 36.406 | 50.691 | 238.9 | 10:56:11.772 | 11 | 1 | 2:09.774 | 36.551 | 38.102 | 55.121 | 243.7 | 10:57:27.701 | | | | | | |
| 12 | 2 | 2:00.410 | 33.118 | 36.430 | 50.862 | 238.9 | 10:58:12.182 | 12 | 1 | 2:02.354 | 34.055 | 36.348 | 51.951 | 243.2 | 10:59:30.055 | | | | | | |
| 13 | 2 | 2:22.511 P | 33.330 | 38.371 | 1:10.810 | 236.3 | 11:00:34.693 | 13 | 1 | 2:01.945 | 33.855 | 36.445 | 51.645 | 244.3 | 11:01:32.000 | | | | | | |

| 90 | | | | | | | 99 | | | | | | | | | | | | | | |
|--------------------|---|--------------|-----------------------------|----------|----------|--------|------------------------|-----|---|------------------|--------------|----------|----------|--------------|--------------|--|--|----------------|--|--|--|
| 1 Alberto Di Folco | | | Lamborghini Huracan GT3 EVO | | | | 1 António Coimbra | | | Mercedes AMG GT3 | | | | | | | | | | | |
| PROAM | | | 2 Christoph Lenz | | | | Raton Racing by Target | | | | AM | | | 2 Luis Silva | | | | Sports and You | | | |
| Lap | D | Time | Sector 1 | Sector 2 | Sector 3 | T. Spd | Elapsed | Lap | D | Time | Sector 1 | Sector 2 | Sector 3 | T. Spd | Elapsed | | | | | | |
| 1 | 1 | 10:32:32.960 | 10:30:57.148 | 37.308 | 58.504 | | 10:32:32.960 | 1 | 1 | 10:34:38.138 | 10:33:03.686 | 38.106 | 56.346 | | 10:34:38.138 | | | | | | |
| 2 | 1 | 2:03.255 | 34.097 | 36.536 | 52.622 | 239.4 | 10:34:36.215 | 2 | 1 | 2:04.070 | 35.062 | 36.869 | 52.139 | 236.3 | 10:36:42.208 | | | | | | |
| 3 | 1 | 2:01.674 | 34.049 | 36.384 | 51.241 | 237.8 | 10:36:37.889 | 3 | 1 | 2:02.823 | 34.313 | 36.698 | 51.812 | 240.0 | 10:38:45.031 | | | | | | |
| 4 | 1 | 2:01.779 | 33.851 | 36.319 | 51.609 | 241.0 | 10:38:39.668 | 4 | 1 | 2:02.783 | 34.291 | 36.471 | 52.021 | 238.4 | 10:40:47.814 | | | | | | |
| 5 | 1 | 2:01.571 | 33.790 | 36.244 | 51.537 | 240.0 | 10:40:41.239 | 5 | 1 | 2:02.374 | 34.330 | 36.435 | 51.609 | 238.4 | 10:42:50.188 | | | | | | |
| 6 | 1 | 4:04.107 P | 33.522 | 37.036 | 2:53.549 | 241.0 | 10:44:45.346 | 6 | 1 | 3:24.557 P | 34.251 | 36.631 | 2:13.675 | 238.4 | 10:46:14.745 | | | | | | |
| 7 | 1 | 2:34.840 | 51.776 | 37.722 | 1:05.342 | | 10:47:20.186 | 7 | 1 | 2:21.590 | 51.389 | 37.401 | 52.800 | | 10:48:36.335 | | | | | | |
| 8 | 1 | 2:01.086 | 33.900 | 36.105 | 51.081 | 238.4 | 10:49:21.272 | 8 | 1 | 2:02.425 | 34.360 | 36.574 | 51.491 | 237.8 | 10:50:38.760 | | | | | | |
| 9 | 1 | 2:01.192 | 33.762 | 36.146 | 51.284 | 239.4 | 10:51:22.464 | 9 | 1 | 2:02.343 | 33.941 | 36.478 | 51.924 | 239.4 | 10:52:41.103 | | | | | | |
| 10 | 1 | 2:00.714 | 33.454 | 36.256 | 51.004 | 241.0 | 10:53:23.178 | 10 | 1 | 2:03.121 | 34.365 | 36.649 | 52.107 | 239.4 | 10:54:44.224 | | | | | | |
| 11 | 1 | 2:02.708 | 33.492 | 36.299 | 52.917 | 238.9 | 10:55:25.886 | 11 | 1 | 2:01.949 | 34.112 | 36.585 | 51.252 | 238.9 | 10:56:46.173 | | | | | | |
| 12 | 1 | 2:00.792 | 33.333 | 36.235 | 51.224 | 240.5 | 10:57:26.678 | 12 | 1 | 2:02.079 | 33.961 | 36.599 | 51.519 | 238.9 | 10:58:48.252 | | | | | | |
| 13 | 1 | 2:02.808 | 33.452 | 36.338 | 53.018 | 241.0 | 10:59:29.486 | 13 | 1 | | 36.319 | 39.448 | | 239.4 | | | | | | | |
| 14 | 1 | 2:00.888 | 33.319 | 36.262 | 51.307 | 242.6 | 11:01:30.374 | | | | | | | | | | | | | | |
| 15 | 1 | | 34.716 | 38.670 | | 242.6 | | | | | | | | | | | | | | | |

| 93 | | | | | | | | | | |
|------------------------|---|--------------|----------------------|----------|----------|--------|----------------------------------|--|--|--|
| 1 Christopher Froggatt | | | Ferrari 488 GT3 | | | | | | | |
| PROAM | | | 2 Edward Cheever III | | | | Spirit of Race / Tempesta Racing | | | |
| Lap | D | Time | Sector 1 | Sector 2 | Sector 3 | T. Spd | Elapsed | | | |
| 1 | 2 | 10:34:04.158 | 10:32:33.833 | 37.795 | 52.530 | | 10:34:04.158 | | | |
| 2 | 2 | 2:02.269 | 34.055 | 36.556 | 51.658 | 237.8 | 10:36:06.427 | | | |
| 3 | 2 | 2:01.559 | 33.736 | 36.314 | 51.509 | 243.2 | 10:38:07.986 | | | |
| 4 | 2 | 2:01.001 | 33.475 | 36.255 | 51.271 | 242.6 | 10:40:08.987 | | | |
| 5 | 2 | 6:11.621 P | 33.353 | 36.368 | 5:01.900 | 242.6 | 10:46:20.608 | | | |
| 6 | 2 | 2:30.426 | 53.601 | 40.430 | 56.395 | | 10:48:51.034 | | | |
| 7 | 2 | 2:00.746 | 33.396 | 36.151 | 51.199 | 243.2 | 10:50:51.780 | | | |
| 8 | 2 | 2:08.682 | 33.234 | 41.798 | 53.650 | 244.3 | 10:53:00.462 | | | |
| 9 | 2 | | 33.475 | 36.304 | | 242.6 | | | | |





Paul Ricard
International GT Open
Qualifying - 1 Driver - 1
Best Sectors Results



| Sector - 1 | | | | Sector - 2 | | | | Sector - 3 | | | | Ideal Lap vs Best Lap | | | | |
|------------|----|-------------------------|--------|------------|-------------------------|--------|----|-------------------------|--------|------|----|-------------------------|-----------|----------|------|--|
| Clas | Nº | Driver | Time | Nº | Driver | Time | Nº | Driver | Time | Clas | Nº | Driver | Ideal Lap | Best Lap | Clas | |
| 1 | 63 | Albert Costa | 32.951 | 27 | Nicolas Pohler | 34.114 | 6 | Daniel Zampieri | 50.115 | 1 | 27 | Nicolas Pohler | 1:58.674 | 2:00.040 | 6 | |
| 2 | 16 | Allam Khodair | 33.059 | 59 | Martin Kodrić | 35.958 | 16 | Allam Khodair | 50.352 | 2 | 16 | Allam Khodair | 1:59.394 | 1:59.576 | 1 | |
| 3 | 75 | Thomas Jäger | 33.118 | 16 | Allam Khodair | 35.983 | 63 | Albert Costa | 50.420 | 3 | 63 | Albert Costa | 1:59.416 | 1:59.776 | 4 | |
| 4 | 10 | Fabrizio Crestani | 33.170 | 63 | Albert Costa | 36.045 | 10 | Fabrizio Crestani | 50.442 | 4 | 6 | Daniel Zampieri | 1:59.571 | 1:59.668 | 2 | |
| 5 | 14 | Mikaël Grenier | 33.178 | 26 | Fabio Onidi | 36.093 | 59 | Martin Kodrić | 50.580 | 5 | 59 | Martin Kodrić | 1:59.718 | 1:59.730 | 3 | |
| 6 | 59 | Martin Kodrić | 33.180 | 90 | Alberto Di Folco | 36.105 | 75 | Thomas Jäger | 50.599 | 6 | 10 | Fabrizio Crestani | 1:59.821 | 1:59.956 | 5 | |
| 7 | 6 | Daniel Zampieri | 33.226 | 17 | Andrés Saravia | 36.120 | 26 | Fabio Onidi | 50.742 | 7 | 75 | Thomas Jäger | 2:00.123 | 2:00.403 | 8 | |
| 8 | 93 | Edward Cheever III | 33.234 | 93 | Edward Cheever III | 36.151 | 8 | Giuseppe Cipriani | 50.856 | 8 | 26 | Fabio Onidi | 2:00.251 | 2:00.251 | 7 | |
| 9 | 66 | Frederik Schandorff | 33.305 | 19 | Jiatong Liang | 36.173 | 17 | Andrés Saravia | 50.904 | 9 | 14 | Mikaël Grenier | 2:00.334 | 2:00.617 | 10 | |
| 10 | 90 | Alberto Di Folco | 33.319 | 14 | Mikaël Grenier | 36.203 | 14 | Mikaël Grenier | 50.953 | 10 | 90 | Alberto Di Folco | 2:00.428 | 2:00.792 | 12 | |
| 11 | 19 | Jiatong Liang | 33.342 | 10 | Fabrizio Crestani | 36.209 | 90 | Alberto Di Folco | 51.004 | 11 | 17 | Andrés Saravia | 2:00.429 | 2:00.536 | 9 | |
| 12 | 17 | Andrés Saravia | 33.405 | 7 | Petru Razvan Umbrurescu | 36.225 | 27 | Nicolas Pohler | 51.088 | 12 | 93 | Edward Cheever III | 2:00.584 | 2:00.746 | 11 | |
| 13 | 26 | Fabio Onidi | 33.416 | 6 | Daniel Zampieri | 36.230 | 93 | Edward Cheever III | 51.199 | 13 | 20 | Valentin Pierburg | 2:00.926 | 2:01.123 | 14 | |
| 14 | 20 | Valentin Pierburg | 33.423 | 20 | Valentin Pierburg | 36.286 | 20 | Valentin Pierburg | 51.217 | 14 | 8 | Giuseppe Cipriani | 2:00.951 | 2:00.971 | 13 | |
| 15 | 27 | Nicolas Pohler | 33.472 | 96 | Oliver Wilkinson | 36.348 | 99 | António Coimbra | 51.252 | 15 | 19 | Jiatong Liang | 2:01.039 | 2:01.387 | 16 | |
| 16 | 8 | Giuseppe Cipriani | 33.620 | 25 | Alexander Hrachowina | 36.396 | 9 | Davide Roda | 51.333 | 16 | 66 | Frederik Schandorff | 2:01.205 | 2:01.336 | 15 | |
| 17 | 7 | Petru Razvan Umbrurescu | 33.721 | 75 | Thomas Jäger | 36.406 | 66 | Frederik Schandorff | 51.350 | 17 | 99 | António Coimbra | 2:01.628 | 2:01.949 | 18 | |
| 18 | 96 | Oliver Wilkinson | 33.825 | 99 | António Coimbra | 36.435 | 12 | Najiy Razak | 51.431 | 18 | 96 | Oliver Wilkinson | 2:01.818 | 2:01.945 | 17 | |
| 19 | 9 | Davide Roda | 33.914 | 21 | Duncan Cameron | 36.471 | 19 | Jiatong Liang | 51.524 | 19 | 7 | Petru Razvan Umbrurescu | 2:01.840 | 2:02.108 | 20 | |
| 20 | 21 | Duncan Cameron | 33.921 | 12 | Najiy Razak | 36.473 | 96 | Oliver Wilkinson | 51.645 | 20 | 9 | Davide Roda | 2:01.847 | 2:01.949 | 19 | |
| 21 | 99 | António Coimbra | 33.941 | 8 | Giuseppe Cipriani | 36.475 | 7 | Petru Razvan Umbrurescu | 51.894 | 21 | 12 | Najiy Razak | 2:01.949 | 2:02.290 | 21 | |
| 22 | 12 | Najiy Razak | 34.045 | 66 | Frederik Schandorff | 36.550 | 25 | Alexander Hrachowina | 51.898 | 22 | 21 | Duncan Cameron | 2:02.340 | 2:02.594 | 23 | |
| 23 | 25 | Alexander Hrachowina | 34.050 | 9 | Davide Roda | 36.600 | 21 | Duncan Cameron | 51.948 | 23 | 25 | Alexander Hrachowina | 2:02.344 | 2:02.431 | 22 | |





Paul Ricard
International GT Open
Qualifying - 1 Driver - 1
Best 5 Lap Times



| Cl | Nº | Entrant/Team | Nat | Driver 1 | Nat | Status | Driver 2 | Nat | Status | Vehicle | Cat | Cl | Best 1 | | Best 2 | | Best 3 | | Best 4 | | Best 5 | |
|----|----|----------------------------|-----|--------------------------------|-----|--------|----------------------------|-----|--------|-------------------------|-------|----|----------|-----|----------|-----|----------|-----|----------|-----|----------|-----|
| | | | | | | | | | | | | | Time | Lap | Time | Lap | Time | Lap | Time | Lap | Time | Lap |
| 1 | 16 | Teo Martín Motorsport | ESP | Marcelo Hahn | BRA | | Allam Khodair | BRA | | McLaren 720 s | PROAM | 1 | 1:59.576 | 10 | 2:00.333 | 6 | 2:00.622 | 4 | 2:00.815 | 5 | 2:01.482 | 3 |
| 2 | 6 | Antonelli MotorSport | ITA | Daniel Zampieri | ITA | | Alessio Rovera | ITA | | Mercedes AMG GT3 | PRO | 1 | 1:59.668 | 8 | 2:00.782 | 4 | 2:00.941 | 3 | 2:01.209 | 2 | 2:01.311 | 5 |
| 3 | 59 | Teo Martín Motorsport | ESP | Martin Kodrić | HRV | | Henrique Chaves | PRY | | McLaren 720 s | PRO | 2 | 1:59.730 | 10 | 2:00.256 | 6 | 2:03.439 | 9 | 2:06.864 | 5 | 2:07.874 | 2 |
| 4 | 63 | Emil Frey Racing | CHE | Albert Costa | ESP | | Giacomo Altoè | ITA | | Lamborghini Huracan GT3 | PRO | 3 | 1:59.776 | 9 | 1:59.839 | 8 | 2:00.519 | 4 | 2:00.955 | 3 | 2:01.495 | 2 |
| 5 | 10 | SPS Automotive Performance | DEU | Miguel Ramos | PRY | | Fabrizio Crestani | ITA | | Mercedes AMG GT3 | PRO | 4 | 1:59.956 | 7 | 2:00.283 | 12 | 2:00.547 | 6 | 2:00.590 | 5 | 2:00.592 | 4 |
| 6 | 27 | Lazarus Racing | ITA | Nicola De Marco | ITA | | Nicolas Pohler | DEU | | Lamborghini Huracan GT3 | PRO | 5 | 2:00.040 | 10 | 2:01.013 | 13 | 2:01.373 | 11 | 2:01.390 | 12 | 2:01.835 | 7 |
| 7 | 26 | Lazarus Racing | ITA | Eliseo Martínez | ESP | | Fabio Onidi | ITA | | Lamborghini Huracan GT3 | PRO | 6 | 2:00.251 | 9 | 2:01.233 | 4 | 2:01.291 | 6 | 2:01.408 | 5 | 2:05.995 | 10 |
| 8 | 75 | Rowe Racing / SunEnergy1 | DEU | Kenny Habul | AUS | | Thomas Jäger | DEU | | Mercedes AMG GT3 | PROAM | 2 | 2:00.403 | 11 | 2:00.410 | 12 | 2:00.679 | 9 | 2:00.741 | 6 | 2:00.943 | 10 |
| 9 | 17 | Teo Martín Motorsport | ESP | Fran Rueda | ESP | | Andrés Saravia | ITA | | McLaren 720 s | PRO | 7 | 2:00.536 | 7 | 2:00.651 | 9 | 2:00.865 | 8 | 2:01.231 | 6 | 2:02.254 | 3 |
| 10 | 14 | Emil Frey Racing | CHE | Norbert Siedler | AUT | | Mikaël Grenier | CAN | | Lamborghini Huracan GT3 | PRO | 8 | 2:00.617 | 11 | 2:00.632 | 5 | 2:00.672 | 8 | 2:00.724 | 12 | 2:00.733 | 9 |
| 11 | 93 | Spirit of Race / Tempesta | GBR | Christopher Froggatt | GBR | | Edward Cheever III | ITA | | Ferrari 488 GT3 | PROAM | 3 | 2:00.746 | 7 | 2:01.001 | 4 | 2:01.559 | 3 | 2:02.269 | 2 | 2:08.682 | 8 |
| 12 | 90 | Raton Racing by Target | ITA | Alberto Di Folco | ITA | | Christoph Lenz | CHE | | Lamborghini Huracan GT3 | PROAM | 4 | 2:00.792 | 12 | 2:00.888 | 14 | 2:01.086 | 8 | 2:01.192 | 9 | 2:01.674 | 3 |
| 13 | 8 | Antonelli MotorSport | ITA | Giuseppe Cipriani | ITA | | | | | Mercedes AMG GT3 | AM | 1 | 2:00.971 | 12 | 2:01.136 | 10 | 2:01.561 | 6 | 2:01.878 | 5 | 2:02.046 | 9 |
| 14 | 20 | SPS Automotive Performance | DEU | Valentin Pierburg | DEU | | Tom Onslow-Cole | GBR | | Mercedes AMG GT3 | PROAM | 5 | 2:01.123 | 12 | 2:01.152 | 11 | 2:01.490 | 9 | 2:01.946 | 5 | 2:02.137 | 4 |
| 15 | 66 | Vincenzo Sospiri Racing | ITA | Kang Ling | CHN | | Frederik Schandorff | DNK | | Lamborghini Huracan GT3 | PROAM | 6 | 2:01.336 | 12 | 2:01.532 | 11 | 2:01.639 | 10 | 2:02.160 | 4 | 2:02.291 | 6 |
| 16 | 19 | Raton Racing by Target | ITA | Jiatong Liang | CHN | | Raffaele Giammaria | ITA | | Lamborghini Huracan GT3 | PROAM | 7 | 2:01.387 | 13 | 2:01.728 | 10 | 2:01.800 | 8 | 2:01.857 | 5 | 2:02.023 | 4 |
| 17 | 96 | Optimum Motorsport | GBR | Oliver Wilkinson | GBR | | Bradley Ellis | GBR | | Aston Martin GT3 AMR | PROAM | 8 | 2:01.945 | 13 | 2:02.308 | 6 | 2:02.354 | 12 | 2:02.624 | 10 | 2:03.088 | 4 |
| 18 | 9 | Antonelli MotorSport | ITA | Davide Roda | ITA | | | | | Mercedes AMG GT3 | AM | 2 | 2:01.949 | 11 | 2:02.445 | 8 | 2:02.672 | 7 | 2:02.710 | 4 | 2:03.998 | 2 |
| 19 | 99 | Sports and You | PRY | António Coimbra | PRY | | Luis Silva | PRY | | Mercedes AMG GT3 | AM | 3 | 2:01.949 | 11 | 2:02.079 | 12 | 2:02.343 | 9 | 2:02.374 | 5 | 2:02.425 | 8 |
| 20 | 7 | Petri Corse | ITA | Petru Razvan Umbrurescu | ROU | | Jules Gounon | ITA | | Bentley Continental GT3 | PRO | 9 | 2:02.108 | 12 | 2:02.147 | 9 | 2:02.605 | 13 | 2:02.852 | 10 | 2:03.630 | 7 |
| 21 | 12 | Ombra Racing | ITA | Federico Leo | ITA | | Najiy Razak | MYS | | Lamborghini Huracan GT3 | PRO | 10 | 2:02.290 | 14 | 2:02.338 | 13 | 2:02.437 | 10 | 2:02.479 | 5 | 2:02.501 | 11 |
| 22 | 25 | HTP Motorsport | DEU | Alexander Hrachowina | AUT | | Martin Konrad | AUT | | Mercedes AMG GT3 | AM | 4 | 2:02.431 | 12 | 2:02.650 | 11 | 2:03.131 | 10 | 2:03.138 | 8 | 2:04.146 | 5 |
| 23 | 21 | Spirit of Race | ITA | Duncan Cameron | GBR | | Matt Griffin | IRL | | Ferrari 488 GT3 | PROAM | 9 | 2:02.594 | 12 | 2:02.822 | 11 | 2:02.878 | 10 | 2:03.423 | 9 | 2:03.579 | 4 |





Paul Ricard
International GT Open
Qualifying - 1 Driver - 1
Best 5 Top Speeds



| Cl | Nº | Entrant/Team | Nat | Driver 1 | Nat | Status | Driver 2 | Nat | Status | Vehicle | Cat | Cl | Top 1 | | Top 2 | | Top 3 | | Top 4 | | Top 5 | | Avg |
|----|----|----------------------------|-----|--------------------------------|-----|--------|----------------------------|-----|--------|-------------------------|-------|----|--------------|-----|-------|-----|-------|-----|-------|-----|-------|-----|-------|
| | | | | | | | | | | | | | Km/h | Lap | Km/h | Lap | Km/h | Lap | Km/h | Lap | Km/h | Lap | |
| 1 | 7 | Petri Corse | ITA | <u>Petru Razvan Umbrurescu</u> | ROU | | Jules Gounon | ITA | | Bentley Continental GT3 | PRO | 1 | 247.7 | 13 | 246.5 | 9 | 246.5 | 12 | 246.0 | 10 | 245.4 | 4 | 246.4 |
| 2 | 96 | Optimum Motorsport | GBR | <u>Oliver Wilkinson</u> | GBR | | Bradley Ellis | GBR | | Aston Martin GT3 AMR | PROAM | 1 | 246.5 | 4 | 244.3 | 13 | 243.7 | 11 | 243.2 | 2 | 243.2 | 7 | 244.2 |
| 3 | 9 | Antonelli MotorSport | ITA | Davide Roda | ITA | | | | | Mercedes AMG GT3 | AM | 1 | 244.3 | 9 | 241.6 | 11 | 240.0 | 5 | 240.0 | 12 | 239.4 | 3 | 241.0 |
| 4 | 17 | Teo Martín Motorsport | ESP | Fran Rueda | ESP | | <u>Andrés Saravia</u> | ITA | | McLaren 720 s | PRO | 2 | 244.3 | 7 | 242.6 | 8 | 242.1 | 10 | 241.6 | 4 | 240.5 | 9 | 242.2 |
| 5 | 93 | Spirit of Race / Tempesta | GBR | Christopher Froggatt | GBR | | <u>Edward Cheever III</u> | ITA | | Ferrari 488 GT3 | PROAM | 2 | 244.3 | 8 | 243.2 | 3 | 243.2 | 7 | 242.6 | 4 | 242.6 | 5 | 243.2 |
| 6 | 63 | Emil Frey Racing | CHE | <u>Albert Costa</u> | ESP | | Giacomo Altoè | ITA | | Lamborghini Huracan GT3 | PRO | 3 | 243.7 | 9 | 242.6 | 11 | 242.1 | 3 | 242.1 | 4 | 242.1 | 7 | 242.5 |
| 7 | 14 | Emil Frey Racing | CHE | Norbert Siedler | AUT | | <u>Mikaël Grenier</u> | CAN | | Lamborghini Huracan GT3 | PRO | 4 | 243.2 | 12 | 242.1 | 13 | 241.6 | 3 | 241.6 | 11 | 241.0 | 8 | 241.9 |
| 8 | 21 | Spirit of Race | ITA | <u>Duncan Cameron</u> | GBR | | Matt Griffin | ITA | | Ferrari 488 GT3 | PROAM | 3 | 243.2 | 10 | 242.6 | 12 | 241.6 | 3 | 241.0 | 4 | 241.0 | 9 | 241.9 |
| 9 | 26 | Lazarus Racing | ITA | Eliseo Martínez | ESP | | <u>Fabio Onidi</u> | ITA | | Lamborghini Huracan GT3 | PRO | 5 | 243.2 | 10 | 242.6 | 11 | 242.1 | 4 | 242.1 | 5 | 241.6 | 9 | 242.3 |
| 10 | 6 | Antonelli MotorSport | ITA | <u>Daniel Zampieri</u> | ITA | | Alessio Rovera | ITA | | Mercedes AMG GT3 | PRO | 6 | 242.6 | 5 | 242.1 | 9 | 241.0 | 4 | 240.5 | 8 | 240.5 | 10 | 241.3 |
| 11 | 12 | Ombra Racing | ITA | Federico Leo | ITA | | <u>Najiy Razak</u> | MYS | | Lamborghini Huracan GT3 | PRO | 7 | 242.6 | 4 | 240.0 | 10 | 239.4 | 3 | 239.4 | 5 | 239.4 | 6 | 240.2 |
| 12 | 66 | Vincenzo Sospiri Racing | ITA | Kang Ling | CHN | | <u>Frederik Schandorff</u> | DEN | | Lamborghini Huracan GT3 | PROAM | 4 | 242.6 | 7 | 242.6 | 12 | 242.1 | 13 | 241.6 | 4 | 241.6 | 9 | 242.1 |
| 13 | 90 | Raton Racing by Target | ITA | <u>Alberto Di Folco</u> | ITA | | Christoph Lenz | CHE | | Lamborghini Huracan GT3 | PROAM | 5 | 242.6 | 14 | 242.6 | 15 | 241.0 | 4 | 241.0 | 6 | 241.0 | 10 | 241.7 |
| 14 | 16 | Teo Martín Motorsport | ESP | Marcelo Hahn | BRA | | <u>Allam Khodair</u> | BRA | | McLaren 720 s | PROAM | 6 | 242.1 | 7 | 241.6 | 6 | 241.6 | 9 | 241.6 | 11 | 241.0 | 10 | 241.6 |
| 15 | 25 | HTP Motorsport | DEU | <u>Alexander Hrachowina</u> | AUT | | Martin Konrad | AUT | | Mercedes AMG GT3 | AM | 2 | 242.1 | 12 | 241.6 | 9 | 241.0 | 11 | 241.0 | 13 | 240.5 | 2 | 241.2 |
| 16 | 27 | Lazarus Racing | ITA | Nicola De Marco | ITA | | <u>Nicolas Pohler</u> | DEU | | Lamborghini Huracan GT3 | PRO | 8 | 242.1 | 13 | 241.0 | 6 | 240.5 | 12 | 240.5 | 14 | 240.0 | 5 | 240.8 |
| 17 | 19 | Raton Racing by Target | ITA | <u>Jiatong Liang</u> | CAN | | Raffaele Giammaria | ITA | | Lamborghini Huracan GT3 | PROAM | 7 | 241.6 | 9 | 241.6 | 10 | 241.6 | 14 | 241.0 | 4 | 241.0 | 5 | 241.3 |
| 18 | 59 | Teo Martín Motorsport | ESP | <u>Martin Kodrić</u> | HRV | | Henrique Chaves | PRT | | McLaren 720 s | PRO | 9 | 241.6 | 10 | 241.6 | 11 | 241.0 | 5 | 241.0 | 6 | 240.5 | 7 | 241.1 |
| 19 | 10 | SPS Automotive Performance | DEU | Miguel Ramos | PRT | | <u>Fabrizio Crestani</u> | ITA | | Mercedes AMG GT3 | PRO | 10 | 241.0 | 4 | 241.0 | 12 | 240.5 | 10 | 240.5 | 11 | 240.0 | 6 | 240.6 |
| 20 | 8 | Antonelli MotorSport | ITA | Giuseppe Cipriani | ITA | | | | | Mercedes AMG GT3 | AM | 3 | 240.5 | 3 | 240.5 | 6 | 240.5 | 13 | 240.0 | 4 | 240.0 | 10 | 240.3 |
| 21 | 20 | SPS Automotive Performance | DEU | <u>Valentin Pierburg</u> | DEU | | Tom Onslow-Cole | GBR | | Mercedes AMG GT3 | PROAM | 8 | 240.0 | 4 | 239.4 | 10 | 239.4 | 13 | 238.9 | 3 | 238.9 | 5 | 239.3 |
| 22 | 99 | Sports and You | PRT | <u>António Coimbra</u> | PRT | | Luis Silva | PRT | | Mercedes AMG GT3 | AM | 4 | 240.0 | 3 | 239.4 | 9 | 239.4 | 10 | 239.4 | 13 | 238.9 | 11 | 239.4 |
| 23 | 75 | Rowe Racing / SunEnergy1 | DEU | Kenny Habul | AUS | | <u>Thomas Jäger</u> | DEU | | Mercedes AMG GT3 | PROAM | 9 | 239.4 | 2 | 238.9 | 11 | 238.9 | 12 | 237.8 | 5 | 237.8 | 6 | 238.6 |



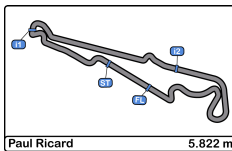


Paul Ricard
International GT Open
Qualifying - 1 Driver - 1
Fastest Laps Sequence



| Lap | Time of Day | Session Time | Nº | Entrant/Team | Nat | Driver 1 | Nat | Status | Driver 2 | Nat | Status | Vehicle | Cat | Time | Km/h |
|-----|--------------|--------------|----|----------------------------|-----|------------------------|-----|--------|--------------------------|-----|--------|-------------------------|-------|----------|-------|
| 2 | 10:34:21.276 | 4:21.276 | 10 | SPS Automotive Performance | DEU | Miguel Ramos | PRT | | <u>Fabrizio Crestani</u> | ITA | | Mercedes AMG GT3 | PRO | 2:01.790 | 172.0 |
| 2 | 10:35:17.351 | 5:17.351 | 6 | Antonelli MotorSport | ITA | <u>Daniel Zampieri</u> | ITA | | Alessio Rovera | ITA | | Mercedes AMG GT3 | PRO | 2:01.209 | 172.9 |
| 3 | 10:36:22.183 | 6:22.183 | 10 | SPS Automotive Performance | DEU | Miguel Ramos | PRT | | <u>Fabrizio Crestani</u> | ITA | | Mercedes AMG GT3 | PRO | 2:00.907 | 173.3 |
| 4 | 10:38:22.775 | 8:22.775 | 10 | SPS Automotive Performance | DEU | Miguel Ramos | PRT | | <u>Fabrizio Crestani</u> | ITA | | Mercedes AMG GT3 | PRO | 2:00.592 | 173.8 |
| 4 | 10:39:56.303 | 9:56.303 | 63 | Emil Frey Racing | CHE | <u>Albert Costa</u> | ESP | | Giacomo Altoè | ITA | | Lamborghini Huracan GT3 | PRO | 2:00.519 | 173.9 |
| 6 | 10:43:51.854 | 13:51.854 | 16 | Teo Martín Motorsport | ESP | Marcelo Hahn | BRA | | <u>Allam Khodair</u> | BRA | | McLaren 720 s | PROAM | 2:00.333 | 174.1 |
| 7 | 10:44:23.868 | 14:23.868 | 10 | SPS Automotive Performance | DEU | Miguel Ramos | PRT | | <u>Fabrizio Crestani</u> | ITA | | Mercedes AMG GT3 | PRO | 1:59.956 | 174.7 |
| 10 | 10:54:33.967 | 24:33.967 | 16 | Teo Martín Motorsport | ESP | Marcelo Hahn | BRA | | <u>Allam Khodair</u> | BRA | | McLaren 720 s | PROAM | 1:59.576 | 175.2 |





Paul Ricard
International GT Open
Qualifying - 1 Driver - 1
Event Best Maximum Speed



| Nº | Entrant/Team | Nat | Driver 1 | Nat | Status | Driver 2 | Nat | Status | Vehicle | Cat | Km/h | Session |
|----|----------------------------|-----|-------------------------|-----|--------|---------------------|-----|--------|-------------------------|-------|-------|------------------------------------|
| 7 | Petri Corse | ITA | Petru Razvan Umbrurescu | ROU | | Jules Gounon | FRA | | Bentley Continental GT3 | PRO | 247.7 | Qualifying - 1 Driver - 1 |
| 17 | Teo Martín Motorsport | ESP | Fran Rueda | ESP | | Andrés Saravia | GTM | | McLaren 720 s | PRO | 246.5 | Free Practice - 1 |
| 96 | Optimum Motorsport | GBR | Oliver Wilkinson | GBR | | Bradley Ellis | GBR | | Aston Martin GT3 AMR | PROAM | 246.5 | Qualifying - 1 Driver - 1 |
| 26 | Lazarus Racing | ITA | Eliseo Martínez | ESP | | Fabio Onidi | ITA | | Lamborghini Huracan GT3 | PRO | 246.0 | Free Practice - 1 |
| 21 | Spirit of Race | ITA | Duncan Cameron | GBR | | Matt Griffin | IRL | | Ferrari 488 GT3 | PROAM | 245.4 | Free Practice - 3 - bronze drivers |
| 9 | Antonelli MotorSport | ITA | Davide Roda | ITA | | | | | Mercedes AMG GT3 | AM | 244.8 | Free Practice - 3 - bronze drivers |
| 93 | Spirit of Race / Tempesta | GBR | Christopher Froggatt | GBR | | Edward Cheever III | ITA | | Ferrari 488 GT3 | PROAM | 244.3 | Free Practice - 3 - bronze drivers |
| 63 | Emil Frey Racing | CHE | Albert Costa | ESP | | Giacomo Altoè | ITA | | Lamborghini Huracan GT3 | PRO | 243.7 | Free Practice - 1 |
| 66 | Vincenzo Sospiri Racing | ITA | Kang Ling | CHN | | Frederik Schandorff | DNK | | Lamborghini Huracan GT3 | PROAM | 243.7 | Free Practice - 2 |
| 8 | Antonelli MotorSport | ITA | Giuseppe Cipriani | ITA | | | | | Mercedes AMG GT3 | AM | 243.7 | Free Practice - 2 |
| 20 | SPS Automotive Performance | DEU | Valentin Pierburg | DEU | | Tom Onslow-Cole | GBR | | Mercedes AMG GT3 | PROAM | 243.7 | Free Practice - 2 |
| 25 | HTP Motorsport | DEU | Alexander Hrachowina | AUT | | Martin Konrad | AUT | | Mercedes AMG GT3 | AM | 243.7 | Free Practice - 3 - bronze drivers |
| 16 | Teo Martín Motorsport | ESP | Marcelo Hahn | BRA | | Allam Khodair | BRA | | McLaren 720 s | PROAM | 243.7 | Free Practice - 3 - bronze drivers |
| 14 | Emil Frey Racing | CHE | Norbert Siedler | AUT | | Mikaël Grenier | CAN | | Lamborghini Huracan GT3 | PRO | 243.2 | Free Practice - 2 |
| 27 | Lazarus Racing | ITA | Nicola De Marco | ITA | | Nicolas Pohler | DEU | | Lamborghini Huracan GT3 | PRO | 243.2 | Free Practice - 2 |
| 6 | Antonelli MotorSport | ITA | Daniel Zampieri | ITA | | Alessio Rovera | ITA | | Mercedes AMG GT3 | PRO | 243.2 | Free Practice - 2 |
| 12 | Ombra Racing | ITA | Federico Leo | ITA | | Najji Razak | MYS | | Lamborghini Huracan GT3 | PRO | 242.6 | Free Practice - 2 |
| 10 | SPS Automotive Performance | DEU | Miguel Ramos | PRT | | Fabrizio Crestani | ITA | | Mercedes AMG GT3 | PRO | 242.6 | Free Practice - 2 |
| 99 | Sports and You | PRT | António Coimbra | PRT | | Luis Silva | PRT | | Mercedes AMG GT3 | AM | 242.6 | Free Practice - 2 |
| 90 | Raton Racing by Target | ITA | Alberto Di Folco | ITA | | Christoph Lenz | CHE | | Lamborghini Huracan GT3 | PROAM | 242.6 | Qualifying - 1 Driver - 1 |
| 75 | Rowe Racing / SunEnergy1 | DEU | Kenny Habul | AUS | | Thomas Jäger | DEU | | Mercedes AMG GT3 | PROAM | 242.1 | Free Practice - 1 |
| 19 | Raton Racing by Target | ITA | Jiatong Liang | CHN | | Raffaele Giammaria | ITA | | Lamborghini Huracan GT3 | PROAM | 241.6 | Free Practice - 2 |
| 59 | Teo Martín Motorsport | ESP | Martin Kodrić | HRV | | Henrique Chaves | PRT | | McLaren 720 s | PRO | 241.6 | Qualifying - 1 Driver - 1 |





Paul Ricard
International GT Open
Qualifying - 1 Driver - 1
Pit Stop Analysis



| | | | |
|---|-----------------|-----|----------------------|
| 6 | Daniel Zampieri | PRO | Antonelli MotorSport |
| | Alessio Rovera | | Mercedes AMG GT3 |

| Nr. | In Day Time | In Time | Out Time | Pit Time | T. Pit Time | Handicap | Penalty |
|-----|--------------|--------------|--------------|----------|-------------|----------|---------|
| 1 | 10:43:21.852 | 10:43:21.852 | 10:51:11.499 | 7:49.647 | 7:49.647 | | |

| | | | |
|---|-------------------------|-----|-------------------------|
| 7 | Petru Razvan Umbrurescu | PRO | Petri Corse |
| | Jules Gounon | | Bentley Continental GT3 |

| Nr. | In Day Time | In Time | Out Time | Pit Time | T. Pit Time | Handicap | Penalty |
|-----|--------------|--------------|--------------|----------|-------------|----------|---------|
| 1 | 10:41:17.989 | 10:41:17.989 | 10:42:34.973 | 1:16.984 | 1:16.984 | | |

| | | | |
|---|-------------------|----|----------------------|
| 8 | Giuseppe Cipriani | AM | Antonelli MotorSport |
| | | | Mercedes AMG GT3 |

| Nr. | In Day Time | In Time | Out Time | Pit Time | T. Pit Time | Handicap | Penalty |
|-----|--------------|--------------|--------------|----------|-------------|----------|---------|
| 1 | 10:33:18.768 | 10:33:18.768 | 10:35:19.536 | 2:00.768 | 2:00.768 | | |
| 2 | 10:47:38.170 | 10:47:38.170 | 10:49:55.034 | 2:16.864 | 4:17.632 | | |

| | | | |
|---|-------------|----|----------------------|
| 9 | Davide Roda | AM | Antonelli MotorSport |
| | | | Mercedes AMG GT3 |

| Nr. | In Day Time | In Time | Out Time | Pit Time | T. Pit Time | Handicap | Penalty |
|-----|--------------|--------------|--------------|----------|-------------|----------|---------|
| 1 | 10:42:48.176 | 10:42:48.176 | 10:44:19.895 | 1:31.719 | 1:31.719 | | |
| 2 | 10:52:31.377 | 10:52:31.377 | 10:55:01.699 | 2:30.322 | 4:02.041 | | |

| | | | |
|----|-------------------|-----|----------------------------|
| 10 | Miguel Ramos | PRO | SPS Automotive Performance |
| | Fabrizio Crestani | | Mercedes AMG GT3 |

| Nr. | In Day Time | In Time | Out Time | Pit Time | T. Pit Time | Handicap | Penalty |
|-----|--------------|--------------|--------------|----------|-------------|----------|---------|
| 1 | 10:46:29.726 | 10:46:29.726 | 10:53:12.308 | 6:42.582 | 6:42.582 | | |

| | | | |
|----|--------------|-----|-----------------------------|
| 12 | Federico Leo | PRO | Ombra Racing |
| | Najiy Razak | | Lamborghini Huracan GT3 EVO |

| Nr. | In Day Time | In Time | Out Time | Pit Time | T. Pit Time | Handicap | Penalty |
|-----|--------------|--------------|--------------|----------|-------------|----------|---------|
| 1 | 10:45:04.345 | 10:45:04.345 | 10:46:09.611 | 1:05.266 | 1:05.266 | | |

| | | | |
|----|-----------------|-----|-----------------------------|
| 14 | Norbert Siedler | PRO | Emil Frey Racing |
| | Mikaël Grenier | | Lamborghini Huracan GT3 EVO |

| Nr. | In Day Time | In Time | Out Time | Pit Time | T. Pit Time | Handicap | Penalty |
|-----|--------------|--------------|--------------|----------|-------------|----------|---------|
| 1 | 10:44:15.832 | 10:44:15.832 | 10:49:10.403 | 4:54.571 | 4:54.571 | | |

| | | | |
|----|---------------|-------|-----------------------|
| 16 | Marcelo Hahn | PROAM | Teo Martín Motorsport |
| | Allam Khodair | | McLaren 720 s |

| Nr. | In Day Time | In Time | Out Time | Pit Time | T. Pit Time | Handicap | Penalty |
|-----|--------------|--------------|--------------|----------|-------------|----------|---------|
| 1 | 10:45:51.428 | 10:45:51.428 | 10:48:30.112 | 2:38.684 | 2:38.684 | | |

| | | | |
|----|----------------|-----|-----------------------|
| 17 | Fran Rueda | PRO | Teo Martín Motorsport |
| | Andrés Saravia | | McLaren 720 s |

| Nr. | In Day Time | In Time | Out Time | Pit Time | T. Pit Time | Handicap | Penalty |
|-----|--------------|--------------|--------------|----------|-------------|----------|---------|
| 1 | 10:38:29.542 | 10:38:29.542 | 10:45:31.546 | 7:02.004 | 7:02.004 | | |

| | | | |
|----|--------------------|-------|-----------------------------|
| 19 | Jiatong Liang | PROAM | Raton Racing by Target |
| | Raffaele Giammaria | | Lamborghini Huracan GT3 EVO |

| Nr. | In Day Time | In Time | Out Time | Pit Time | T. Pit Time | Handicap | Penalty |
|-----|--------------|--------------|--------------|----------|-------------|----------|---------|
| 1 | 10:42:54.492 | 10:42:54.492 | 10:44:54.059 | 1:59.567 | 1:59.567 | | |

| | | | |
|----|-------------------|-------|----------------------------|
| 20 | Valentin Pierburg | PROAM | SPS Automotive Performance |
| | Tom Onslow-Cole | | Mercedes AMG GT3 |

| Nr. | In Day Time | In Time | Out Time | Pit Time | T. Pit Time | Handicap | Penalty |
|-----|--------------|--------------|--------------|----------|-------------|----------|---------|
| 1 | 10:42:55.895 | 10:42:55.895 | 10:44:25.753 | 1:29.858 | 1:29.858 | | |

| | | | |
|----|----------------|-------|-----------------|
| 21 | Duncan Cameron | PROAM | Spirit of Race |
| | Matt Griffin | | Ferrari 488 GT3 |

| Nr. | In Day Time | In Time | Out Time | Pit Time | T. Pit Time | Handicap | Penalty |
|-----|--------------|--------------|--------------|----------|-------------|----------|---------|
| 1 | 10:42:41.961 | 10:42:41.961 | 10:44:58.278 | 2:16.317 | 2:16.317 | | |

| | | | |
|----|----------------------|----|------------------|
| 25 | Alexander Hrachowina | AM | HTP Motorsport |
| | Martin Konrad | | Mercedes AMG GT3 |

| Nr. | In Day Time | In Time | Out Time | Pit Time | T. Pit Time | Handicap | Penalty |
|-----|--------------|--------------|--------------|----------|-------------|----------|---------|
| 1 | 10:43:05.200 | 10:43:05.200 | 10:47:25.990 | 4:20.790 | 4:20.790 | | |

| | | | |
|----|-----------------|-----|-------------------------|
| 26 | Eliseo Martínez | PRO | Lazarus Racing |
| | Fabio Onidi | | Lamborghini Huracan GT3 |

| Nr. | In Day Time | In Time | Out Time | Pit Time | T. Pit Time | Handicap | Penalty |
|-----|--------------|--------------|--------------|----------|-------------|----------|---------|
| 1 | 10:34:20.992 | 10:34:20.992 | 10:35:34.100 | 1:13.108 | 1:13.108 | | |
| 2 | 10:45:42.712 | 10:45:42.712 | 10:51:40.046 | 5:57.334 | 7:10.442 | | |

| | | | |
|----|-----------------|-----|-------------------------|
| 27 | Nicola De Marco | PRO | Lazarus Racing |
| | Nicolas Pohler | | Lamborghini Huracan GT3 |

| Nr. | In Day Time | In Time | Out Time | Pit Time | T. Pit Time | Handicap | Penalty |
|-----|--------------|--------------|--------------|----------|-------------|----------|---------|
| 1 | 10:34:22.404 | 10:34:22.404 | 10:36:27.732 | 2:05.328 | 2:05.328 | | |
| 2 | 10:48:42.645 | 10:48:42.645 | 10:50:46.361 | 2:03.716 | 4:09.044 | | |

| | | | |
|----|-----------------|-----|-----------------------|
| 59 | Martin Kodrić | PRO | Teo Martín Motorsport |
| | Henrique Chaves | | McLaren 720 s |

| Nr. | In Day Time | In Time | Out Time | Pit Time | T. Pit Time | Handicap | Penalty |
|-----|--------------|--------------|--------------|----------|-------------|----------|---------|
| 1 | 10:37:31.225 | 10:37:31.225 | 10:38:55.698 | 1:24.473 | 1:24.473 | | |
| 2 | 10:47:11.703 | 10:47:11.703 | 10:52:17.317 | 5:05.614 | 6:30.087 | | |

| | | | |
|----|---------------|-----|-----------------------------|
| 63 | Albert Costa | PRO | Emil Frey Racing |
| | Giacomo Altoè | | Lamborghini Huracan GT3 EVO |

| Nr. | In Day Time | In Time | Out Time | Pit Time | T. Pit Time | Handicap | Penalty |
|-----|--------------|--------------|--------------|----------|-------------|----------|---------|
| 1 | 10:41:55.608 | 10:41:55.608 | 10:49:20.837 | 7:25.229 | 7:25.229 | | |

| | | | |
|----|---------------------|-------|-------------------------|
| 66 | Kang Ling | PROAM | Vincenzo Sospiri Racing |
| | Frederik Schandorff | | Lamborghini Huracan GT3 |

| Nr. | In Day Time | In Time | Out Time | Pit Time | T. Pit Time | Handicap | Penalty |
|-----|--------------|--------------|--------------|----------|-------------|----------|---------|
| 1 | 10:45:12.347 | 10:45:12.347 | 10:48:47.829 | 3:35.482 | 3:35.482 | | |

| | | | |
|----|--------------|-------|---------------------------------|
| 75 | Kenny Habul | PROAM | Rowe Racing / SunEnergy1 Racing |
| | Thomas Jäger | | Mercedes AMG GT3 |

| Nr. | In Day Time | In Time | Out Time | Pit Time | T. Pit Time | Handicap | Penalty |
|-----|--------------|--------------|--------------|----------|-------------|----------|---------|
| 1 | 10:34:27.352 | 10:34:27.352 | 10:35:38.420 | 1:11.068 | 1:11.068 | | |
| 2 | 10:45:46.874 | 10:45:46.874 | 10:48:06.589 | 2:19.715 | 3:30.783 | | |

| | | | |
|----|------------------|-------|-----------------------------|
| 90 | Alberto Di Folco | PROAM | Raton Racing by Target |
| | Christoph Lenz | | Lamborghini Huracan GT3 EVO |

| Nr. | In Day Time | In Time | Out Time | Pit Time | T. Pit Time | Handicap | Penalty |
|-----|--------------|--------------|--------------|----------|-------------|----------|---------|
| 1 | 10:42:43.022 | 10:42:43.022 | 10:45:02.383 | 2:19.361 | 2:19.361 | | |

| | | | |
|----|----------------------|-------|----------------------------------|
| 93 | Christopher Froggatt | PROAM | Spirit of Race / Tempesta Racing |
| | Edward Cheever III | | Ferrari 488 GT3 |

| Nr. | In Day Time | In Time | Out Time | Pit Time | T. Pit Time | Handicap | Penalty |
|-----|--------------|--------------|--------------|----------|-------------|----------|---------|
| 1 | 10:42:12.704 | 10:42:12.704 | 10:46:37.601 | 4:24.897 | 4:24.897 | | |





Paul Ricard
International GT Open
Qualifying - 1 Driver - 1
Pit Stop Analysis



96

Oliver Wilkinson PROAM Optimum Motorsport

Bradley Ellis Aston Martin GT3 AMR MY2019

| Nr. | In Day Time | In Time | Out Time | Pit Time | T. Pit Time | Handicap | Penalty |
|-----|--------------|--------------|--------------|----------|-------------|----------|---------|
| 1 | 10:34:41.828 | 10:34:41.828 | 10:35:46.481 | 1:04.653 | 1:04.653 | | |
| 2 | 10:46:04.338 | 10:46:04.338 | 10:49:04.506 | 3:00.168 | 4:04.821 | | |

99

António Coimbra AM Sports and You

Luis Silva Mercedes AMG GT3

| Nr. | In Day Time | In Time | Out Time | Pit Time | T. Pit Time | Handicap | Penalty |
|-----|--------------|--------------|--------------|----------|-------------|----------|---------|
| 1 | 10:44:52.155 | 10:44:52.155 | 10:46:31.703 | 1:39.548 | 1:39.548 | | |

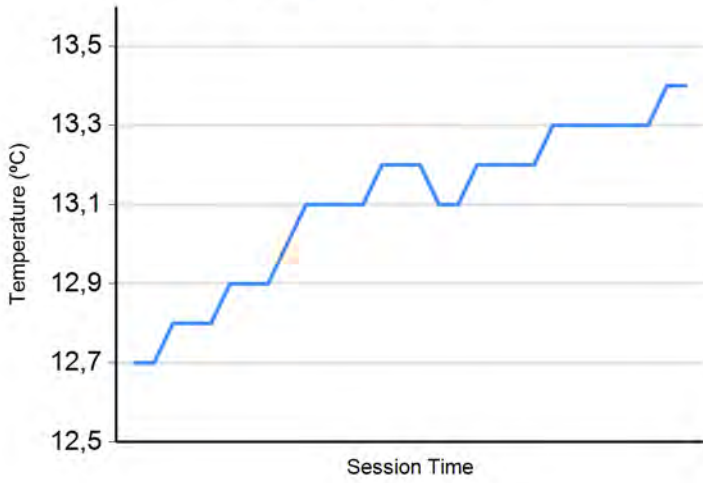




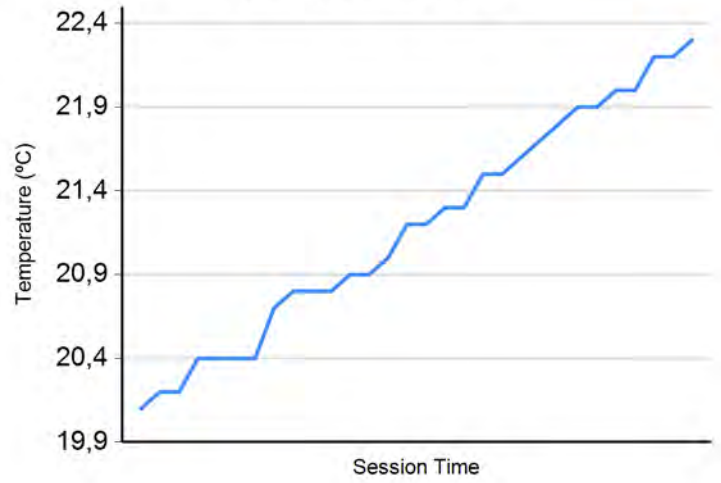
Paul Ricard
International GT Open
Qualifying - 1 Driver - 1
Weather Report



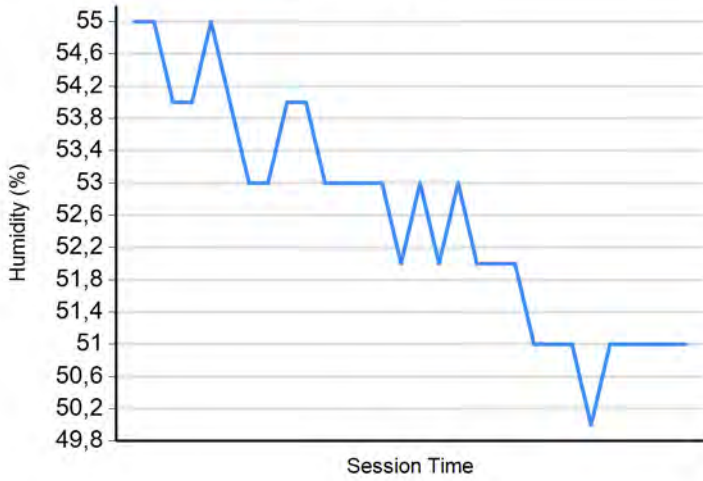
Air Temperature



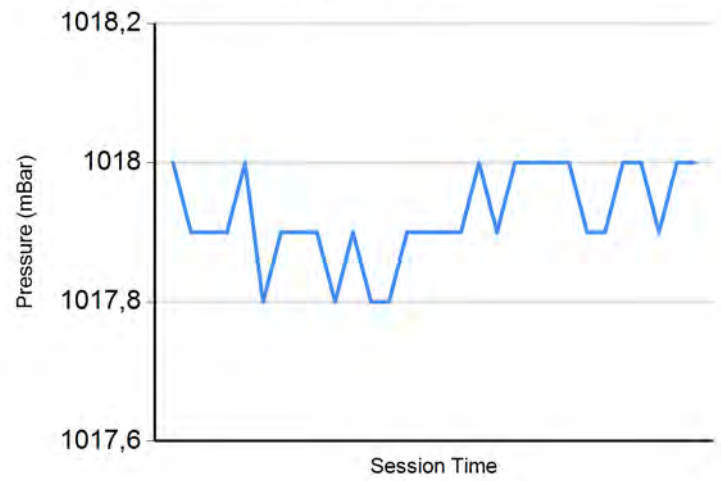
Track Temperature



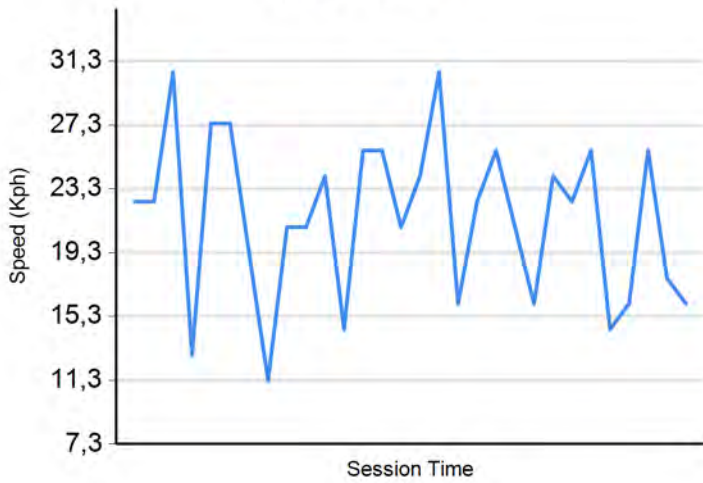
Humidity



Pressure

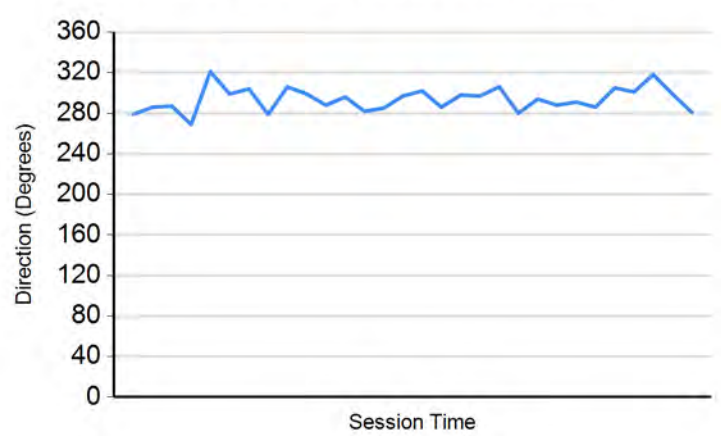


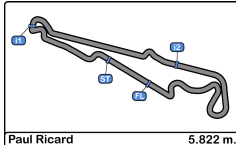
Wind Speed



Wind direction

North = 0°/360° Est = 90° South = 180° West = 270°





Paul Ricard
International GT Open
Qualifying - 1 Driver - 1
Provisional Results Amended



| Cls | Nº | Entrant/Team | Nat | Driver 1 | Nat | Driver 2 | Nat | Vehicle | Cat | Cls | Laps | Best | Time | Gap | Interval | Km/h |
|-----|----|----------------------------|-----|-------------------------|-----|---------------------|-----|-----------------------------|-------|-----|------|------|----------|-------|----------|-------|
| 1 | 16 | Teo Martín Motorsport | ESP | Marcelo Hahn | BRA | Allam Khodair | BRA | McLaren 720 s | PROAM | 1 | 11 | 10 | 1:59.576 | | | 175.2 |
| 2 | 6 | Antonelli MotorSport | ITA | Daniel Zampieri | ITA | Alessio Rovera | ITA | Mercedes AMG GT3 | PRO | 1 | 9 | 8 | 1:59.668 | 0.092 | 0.092 | 175.1 |
| 3 | 59 | Teo Martín Motorsport | ESP | Martin Kodrić | HRV | Henrique Chaves | PRT | McLaren 720 s | PRO | 2 | 11 | 10 | 1:59.730 | 0.154 | 0.062 | 175.0 |
| 4 | 63 | Emil Frey Racing | CHE | Albert Costa | ESP | Giacomo Altoè | ITA | Lamborghini Huracan GT3 EVO | PRO | 3 | 10 | 9 | 1:59.776 | 0.200 | 0.046 | 174.9 |
| 5 | 10 | SPS Automotive Performance | DEU | Miguel Ramos | ESP | Fabrizio Crestani | ITA | Mercedes AMG GT3 | PRO | 4 | 12 | 7 | 1:59.956 | 0.380 | 0.180 | 174.7 |
| 6 | 26 | Lazarus Racing | ESP | Eliseo Martínez | ESP | Fabio Onidi | ITA | Lamborghini Huracan GT3 | PRO | 5 | 11 | 9 | 2:00.251 | 0.675 | 0.295 | 174.2 |
| 7 | 75 | Rowe Racing / SunEnergy1 | DEU | Kenny Habul | AUS | Thomas Jäger | DEU | Mercedes AMG GT3 | PROAM | 2 | 13 | 11 | 2:00.403 | 0.827 | 0.152 | 174.0 |
| 8 | 17 | Teo Martín Motorsport | ESP | Fran Rueda | ESP | Andrés Saravia | GTM | McLaren 720 s | PRO | 6 | 10 | 7 | 2:00.536 | 0.960 | 0.133 | 173.8 |
| 9 | 14 | Emil Frey Racing | CHE | Norbert Siedler | AUT | Mikaël Grenier | CAN | Lamborghini Huracan GT3 EVO | PRO | 7 | 12 | 11 | 2:00.617 | 1.041 | 0.081 | 173.7 |
| 10 | 93 | Spirit of Race / Tempesta | GBR | Christopher Froggatt | GBR | Edward Cheever III | ITA | Ferrari 488 GT3 | PROAM | 3 | 8 | 7 | 2:00.746 | 1.170 | 0.129 | 173.5 |
| 11 | 90 | Raton Racing by Target | ITA | Alberto Di Folco | ITA | Christoph Lenz | CHE | Lamborghini Huracan GT3 EVO | PROAM | 4 | 14 | 12 | 2:00.792 | 1.216 | 0.046 | 173.5 |
| 12 | 8 | Antonelli MotorSport | ITA | Giuseppe Cipriani | ITA | | | Mercedes AMG GT3 | AM | 1 | 12 | 12 | 2:00.971 | 1.395 | 0.179 | 173.2 |
| 13 | 27 | Lazarus Racing | ITA | Nicola De Marco | ITA | Nicolas Pohler | DEU | Lamborghini Huracan GT3 | PRO | 8 | 13 | 13 | 2:01.013 | 1.437 | 0.042 | 173.1 |
| 14 | 20 | SPS Automotive Performance | DEU | Valentin Pierburg | DEU | Tom Onslow-Cole | GBR | Mercedes AMG GT3 | PROAM | 5 | 12 | 12 | 2:01.123 | 1.547 | 0.110 | 173.0 |
| 15 | 66 | Vincenzo Sospiri Racing | ITA | Kang Ling | CHN | Frederik Schandorff | DNK | Lamborghini Huracan GT3 | PROAM | 6 | 13 | 12 | 2:01.336 | 1.760 | 0.213 | 172.7 |
| 16 | 19 | Raton Racing by Target | ITA | Jiatong Liang | CHN | Raffaele Giammaria | ITA | Lamborghini Huracan GT3 EVO | PROAM | 7 | 13 | 13 | 2:01.387 | 1.811 | 0.051 | 172.6 |
| 17 | 96 | Optimum Motorsport | GBR | Oliver Wilkinson | GBR | Bradley Ellis | GBR | Aston Martin GT3 AMR MY2019 | PROAM | 8 | 13 | 13 | 2:01.945 | 2.369 | 0.558 | 171.8 |
| 18 | 99 | Sports and You | PRT | António Coimbra | PRT | Luis Silva | PRT | Mercedes AMG GT3 | AM | 2 | 12 | 11 | 2:01.949 | 2.373 | 0.004 | 171.8 |
| 19 | 9 | Antonelli MotorSport | ITA | Davide Roda | ITA | | | Mercedes AMG GT3 | AM | 3 | 11 | 11 | 2:01.949 | 2.373 | 0.000 | 171.8 |
| 20 | 7 | Petri Corse | ITA | Petru Razvan Umbrurescu | ROU | Jules Gounon | FRA | Bentley Continental GT3 | PRO | 9 | 13 | 12 | 2:02.108 | 2.532 | 0.159 | 171.6 |
| 21 | 12 | Ombra Racing | ITA | Federico Leo | ITA | Najiy Razak | MYS | Lamborghini Huracan GT3 EVO | PRO | 10 | 14 | 14 | 2:02.290 | 2.714 | 0.182 | 171.3 |
| 22 | 25 | HTP Motorsport | DEU | Alexander Hrachowina | AUT | Martin Konrad | AUT | Mercedes AMG GT3 | AM | 4 | 13 | 12 | 2:02.431 | 2.855 | 0.141 | 171.1 |
| 23 | 21 | Spirit of Race | ITA | Duncan Cameron | GBR | Matt Griffin | IRL | Ferrari 488 GT3 | PROAM | 9 | 12 | 12 | 2:02.594 | 3.018 | 0.163 | 170.9 |

CAR 90 TIME:2:01.571 DISALLOWED TRACK LIMITS AT T 10
 CAR 96 TIME 2:02.446 DISALLOWED TRACK LIMITS AT T 1
 CAR 16 TIME 2:00.269 DISALLOWED TRACK LIMITS AT T 15
 CAR 90 TIME 2:00.714 DISALLOWED TRACK LIMITS AT T 7
 CAR 63 TIME 2:00.366 DISALLOWED TRACK LIMITS AT T 7
 CAR 27 TIME 2:00.040 DISALLOWED TRACK LIMITS AT T 9

Published at:.....

Track Temp: 22.3 °C Air Temp: 13.4 °C Humidity: 51 % Track Status: DRY

| | | |
|-----------|----------------|-------------|
| Stewards: | Race Director: | Timekeeper: |
|-----------|----------------|-------------|

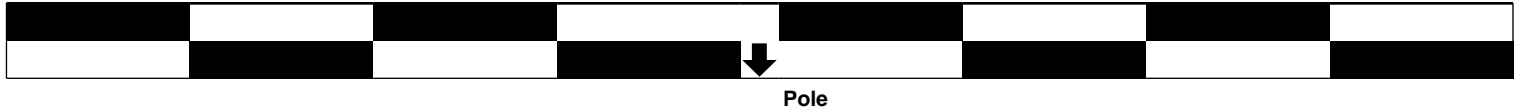




Paul Ricard
International GT Open
Race - 1
Starting Grid Amended



| | | | | |
|----|----|-------------------------|----------|------|
| 23 | 21 | Duncan Cameron | 2:02.594 | .12. |
| 22 | 25 | Alexander Hrachowina | 2:02.431 | .11. |
| 20 | 7 | Petru Razvan Umbrurescu | 2:02.108 | .10. |
| 18 | 99 | António Coimbra | 2:01.949 | .9. |
| 16 | 19 | Jiatong Liang | 2:01.387 | .8. |
| 14 | 20 | Valentin Pierburg | 2:01.123 | .7. |
| 12 | 8 | Giuseppe Cipriani | 2:00.971 | .6. |
| 10 | 93 | Edward Cheever III | 2:00.746 | .5. |
| 8 | 17 | Andrés Saravia | 2:00.536 | .4. |
| 6 | 26 | Fabio Onidi | 2:00.251 | .3. |
| 4 | 63 | Albert Costa | 1:59.776 | .2. |
| 2 | 6 | Daniel Zampieri | 1:59.668 | .1. |
| 5 | 10 | Fabrizio Crestani | 1:59.956 | |
| 3 | 59 | Martin Kodrić | 1:59.730 | |
| 1 | 16 | Allam Khodair | 1:59.576 | |

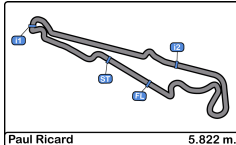


Published at:.....

Stewards:

Timekeeper:





Paul Ricard
International GT Open
Race - 1
Provisional Results



| Cls | Nº | Entrant/Team | Nat | Driver 1 | Nat | Status | Driver 2 | Nat | Status | Vehicle | Cat | Cl | Laps | Total Time | Gap | Interval | Km/h | Best | Time | Km/h |
|---|----|----------------------------------|-----|--------------------------------|-----|--------|----------------------------|-----|--------|-------------------------|-------|----|------|-------------|----------|----------|-------|------|----------|-------|
| 1 | 63 | Emil Frey Racing | CHE | Albert Costa | ESP | | Giacomo Altoè | ITA | | Lamborghini Huracan GT3 | PRO | 1 | 34 | 1:10:30.309 | | | 168.4 | 16 | 2:01.020 | 173.1 |
| 2 | 59 | Teo Martín Motorsport | ESP | Martin Kodrić | HRV | | Henrique Chaves | PRT | | McLaren 720 s | PRO | 2 | 34 | 1:10:30.848 | 0.539 | 0.539 | 168.4 | 31 | 2:01.053 | 173.1 |
| 3 | 17 | Teo Martín Motorsport | ESP | Fran Rueda | ESP | | Andrés Saravia | GT | | McLaren 720 s | PRO | 3 | 34 | 1:10:32.740 | 2.431 | 1.892 | 168.3 | 31 | 2:01.266 | 172.8 |
| 4 | 10 | SPS Automotive Performance | DEU | Miguel Ramos | PRT | | Fabrizio Crestani | ITA | | Mercedes AMG GT3 | PRO | 4 | 34 | 1:10:40.898 | 10.589 | 8.158 | 168.0 | 19 | 2:01.002 | 173.2 |
| 5 | 20 | SPS Automotive Performance | DEU | Valentin Pierburg | DEU | | Tom Onslow-Cole | GB | | Mercedes AMG GT3 | PROAM | 1 | 34 | 1:10:50.068 | 19.759 | 9.170 | 167.6 | 29 | 2:00.407 | 174.0 |
| 6 | 6 | Antonelli MotorSport | ITA | Daniel Zampieri | ITA | | Alessio Rovera | ITA | | Mercedes AMG GT3 | PRO | 5 | 34 | 1:10:50.754 | 20.445 | 0.686 | 167.6 | 18 | 2:01.680 | 172.2 |
| 7 | 16 | Teo Martín Motorsport | ESP | Marcelo Hahn | BRA | | Allam Khodair | BRA | | McLaren 720 s | PROAM | 2 | 34 | 1:10:54.461 | 24.152 | 3.707 | 167.4 | 3 | 2:01.238 | 172.8 |
| 8 | 19 | Raton Racing by Target | ITA | Jiatong Liang | CHN | | Raffaele Giammaria | ITA | | Lamborghini Huracan GT3 | PROAM | 3 | 34 | 1:11:02.459 | 32.150 | 7.998 | 167.1 | 26 | 2:01.212 | 172.9 |
| 9 | 75 | Rowe Racing / SunEnergy1 | DEU | Kenny Habul | AUS | | Thomas Jäger | DEU | | Mercedes AMG GT3 | PROAM | 4 | 34 | 1:11:05.705 | 35.396 | 3.246 | 167.0 | 16 | 2:01.268 | 172.8 |
| 10 | 66 | Vincenzo Sospiri Racing | ITA | Kang Ling | CHN | | Frederik Schandorff | DNK | | Lamborghini Huracan GT3 | PROAM | 5 | 34 | 1:11:06.292 | 35.983 | 0.587 | 167.0 | 26 | 2:02.197 | 171.5 |
| 11 | 96 | Optimum Motorsport | GB | Oliver Wilkinson | GB | | Bradley Ellis | GB | | Aston Martin GT3 AMR | PROAM | 6 | 34 | 1:11:06.736 | 36.427 | 0.444 | 167.0 | 21 | 2:01.703 | 172.2 |
| 12 | 21 | Spirit of Race | ITA | Duncan Cameron | GB | | Matt Griffin | IRL | | Ferrari 488 GT3 | PROAM | 7 | 34 | 1:11:07.383 | 37.074 | 0.647 | 166.9 | 22 | 2:01.065 | 173.1 |
| 13 | 25 | HTP Motorsport | DEU | Alexander Hrachowina | AUT | | Martin Konrad | AUT | | Mercedes AMG GT3 | AM | 1 | 34 | 1:11:24.826 | 54.517 | 17.443 | 166.3 | 26 | 2:01.145 | 173.0 |
| 14 | 90 | Raton Racing by Target | ITA | Alberto Di Folco | ITA | | Christoph Lenz | CHE | | Lamborghini Huracan GT3 | PROAM | 8 | 34 | 1:11:28.409 | 58.100 | 3.583 | 166.1 | 9 | 2:01.461 | 172.5 |
| 15 | 8 | Antonelli MotorSport | ITA | Giuseppe Cipriani | ITA | | | | | Mercedes AMG GT3 | AM | 2 | 34 | 1:11:31.008 | 1:00.699 | 2.599 | 166.0 | 34 | 2:01.837 | 172.0 |
| 16 | 12 | Ombra Racing | ITA | Federico Leo | ITA | | Najiy Razak | MY | | Lamborghini Huracan GT3 | PRO | 6 | 34 | 1:11:34.871 | 1:04.562 | 3.863 | 165.9 | 18 | 2:02.630 | 170.9 |
| 17 | 27 | Lazarus Racing | ITA | Nicola De Marco | ITA | | Nicolas Pohler | DEU | | Lamborghini Huracan GT3 | PRO | 7 | 34 | 1:11:37.562 | 1:07.253 | 2.691 | 165.8 | 32 | 2:02.264 | 171.4 |
| 18 | 9 | Antonelli MotorSport | ITA | Davide Roda | ITA | | | | | Mercedes AMG GT3 | AM | 3 | 34 | 1:11:54.160 | 1:23.851 | 16.598 | 165.1 | 26 | 2:02.746 | 170.7 |
| 19 | 26 | Lazarus Racing | ITA | Eliseo Martínez | ESP | | Fabio Onidi | ITA | | Lamborghini Huracan GT3 | PRO | 8 | 30 | 1:12:13.651 | 4 Laps | 4 Laps | 145.0 | 23 | 2:02.582 | 170.9 |
| 20 | 99 | Sports and You | PRT | António Coimbra | PRT | | Luis Silva | PRT | | Mercedes AMG GT3 | AM | 4 | 29 | 1:10:39.623 | 5 Laps | 1 Lap | 143.3 | 13 | 2:03.415 | 169.8 |
| Not classified: (Requirements: 75% of number laps of leader = 26 Laps) | | | | | | | | | | | | | | | | | | | | |
| | 93 | Spirit of Race / Tempesta Racing | GB | Christopher Froggatt | GB | | Edward Cheever III | ITA | | Ferrari 488 GT3 | PROAM | 9 | 15 | 31:58.199 | 19 Laps | 14 Laps | 163.8 | 10 | 2:01.893 | 171.9 |
| | 7 | Petri Corse | ITA | Petru Razvan Umbrurescu | RO | | Jules Gounon | FRA | | Bentley Continental GT3 | PRO | 9 | 10 | 24:31.135 | 24 Laps | 5 Laps | 142.4 | 7 | 2:03.434 | 169.8 |
| | 14 | Emil Frey Racing | CHE | Norbert Siedler | AUT | | Mikaël Grenier | CAN | | Lamborghini Huracan GT3 | PRO | 10 | | | | | | | | |

Fastest lap Pierburg - Onslow-Cole in 2:00.407 at 174.1 Km/h in lap 29

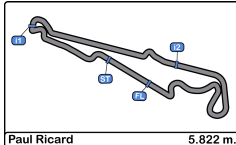
CAR #8 5sec PENALTY TRACK LIMITS ART.19.4
 CAR #9 - 1 SECONDS TIME ADDED TO THE END OF THE RACE LESS TIME HANDICAP
 CAR #10 - 2 SECONDS TIME ADDED TO THE END OF THE RACE LESS TIME HANDICAP
 CAR #25 - 3 SECONDS TIME ADDED TO THE END OF THE RACE LESS TIME HANDICAP
 CAR #27 AFTER INVESTIGATION 5sec TIME PENALTY TO BE ADDED TO RACE TIME (Art. 16.1.d)
 CAR #8 TIME 2:00.285 - 1:59.824 DISALLOWED TRACK LIMITS

Published at:.....

Track Temp: 32.1 °C Air Temp: 16.3 °C Humidity: 58 % Track Status: DRY

| | | |
|------------------|-----------------------|--------------------|
| Stewards: | Race Director: | Timekeeper: |
|------------------|-----------------------|--------------------|





Paul Ricard
International GT Open
Race - 1
Provisional Results by Class



| Cls | Nº | Entrant/Team | Nat | Driver 1 | Nat | Status | Driver 2 | Nat | Status | Vehicle | Cat | Cl | Laps | Total Time | Gap | Interval | Km/h | Best | Time | Km/h |
|---|----|----------------------------------|-----|------------------------------|-----|--------|----------------------------|-----|--------|-------------------------|-------|----|------|--------------------|----------|----------|-------|------|----------|-------|
| PRO | | | | | | | | | | | | | | | | | | | | |
| 1 | 63 | Emil Frey Racing | CHN | Albert Costa | ESP | | Giacomo Altoè | ITA | | Lamborghini Huracan GT3 | PRO | 1 | 34 | 1:10:30.309 | | | 168.4 | 16 | 2:01.020 | 173.1 |
| 2 | 59 | Teo Martín Motorsport | ESP | Martin Kodrić | HRV | | Henrique Chaves | PRT | | McLaren 720 s | PRO | 2 | 34 | 1:10:30.848 | 0.539 | 0.539 | 168.4 | 31 | 2:01.053 | 173.1 |
| 3 | 17 | Teo Martín Motorsport | ESP | Fran Rueda | ESP | | Andrés Saravia | GT | | McLaren 720 s | PRO | 3 | 34 | 1:10:32.740 | 2.431 | 1.892 | 168.3 | 31 | 2:01.266 | 172.8 |
| 4 | 10 | SPS Automotive Performance | DEU | Miguel Ramos | PRT | | Fabrizio Crestani | ITA | | Mercedes AMG GT3 | PRO | 4 | 34 | 1:10:40.898 | 10.589 | 8.158 | 168.0 | 19 | 2:01.002 | 173.2 |
| 5 | 6 | Antonelli MotorSport | ITA | Daniel Zampieri | ITA | | Alessio Rovera | ITA | | Mercedes AMG GT3 | PRO | 5 | 34 | 1:10:50.754 | 20.445 | 9.856 | 167.6 | 18 | 2:01.680 | 172.2 |
| 6 | 12 | Ombra Racing | ITA | Federico Leo | ITA | | Najiy Razak | MY | | Lamborghini Huracan GT3 | PRO | 6 | 34 | 1:11:34.871 | 1:04.562 | 44.117 | 165.9 | 18 | 2:02.630 | 170.9 |
| 7 | 27 | Lazarus Racing | ITA | Nicola De Marco | ITA | | Nicolas Pohler | DEU | | Lamborghini Huracan GT3 | PRO | 7 | 34 | 1:11:37.562 | 1:07.253 | 2.691 | 165.8 | 32 | 2:02.264 | 171.4 |
| 8 | 26 | Lazarus Racing | ITA | Eliseo Martínez | ESP | | Fabio Onidi | ITA | | Lamborghini Huracan GT3 | PRO | 8 | 30 | 1:12:13.651 | 4 Laps | 4 Laps | 145.0 | 23 | 2:02.582 | 170.9 |
| Not classified: (Requirements: 75% of number laps of leader = 26 Laps) | | | | | | | | | | | | | | | | | | | | |
| 7 | | Petri Corse | ITA | Petru Razvan Umbrascu | RO | | Jules Gounon | FRA | | Bentley Continental GT3 | PRO | 9 | 10 | 24:31.135 | 24 Laps | 20 Laps | 142.4 | 7 | 2:03.434 | 169.8 |
| 14 | | Emil Frey Racing | CHN | Norbert Siedler | AUT | | Mikaël Grenier | CAN | | Lamborghini Huracan GT3 | PRO | 10 | | | | | | | | |
| PROAM | | | | | | | | | | | | | | | | | | | | |
| 1 | 20 | SPS Automotive Performance | DEU | Valentin Pierburg | DEU | | Tom Onslow-Cole | GB | | Mercedes AMG GT3 | PROAM | 1 | 34 | 1:10:50.068 | | | 167.6 | 29 | 2:00.407 | 174.0 |
| 2 | 16 | Teo Martín Motorsport | ESP | Marcelo Hahn | BRA | | Allam Khodair | BRA | | McLaren 720 s | PROAM | 2 | 34 | 1:10:54.461 | 24.152 | 4.393 | 167.4 | 3 | 2:01.238 | 172.8 |
| 3 | 19 | Raton Racing by Target | ITA | Jiatong Liang | CHN | | Raffaele Giammaria | ITA | | Lamborghini Huracan GT3 | PROAM | 3 | 34 | 1:11:02.459 | 32.150 | 7.998 | 167.1 | 26 | 2:01.212 | 172.9 |
| 4 | 75 | Rowe Racing / SunEnergy1 | DEU | Kenny Habul | AUS | | Thomas Jäger | DEU | | Mercedes AMG GT3 | PROAM | 4 | 34 | 1:11:05.705 | 35.396 | 3.246 | 167.0 | 16 | 2:01.268 | 172.8 |
| 5 | 66 | Vincenzo Sospiri Racing | ITA | Kang Ling | CHN | | Frederik Schandorff | DNK | | Lamborghini Huracan GT3 | PROAM | 5 | 34 | 1:11:06.292 | 35.983 | 0.587 | 167.0 | 26 | 2:02.197 | 171.5 |
| 6 | 96 | Optimum Motorsport | GB | Oliver Wilkinson | GB | | Bradley Ellis | GB | | Aston Martin GT3 AMR M | PROAM | 6 | 34 | 1:11:06.736 | 36.427 | 0.444 | 167.0 | 21 | 2:01.703 | 172.2 |
| 7 | 21 | Spirit of Race | ITA | Duncan Cameron | GB | | Matt Griffin | IRL | | Ferrari 488 GT3 | PROAM | 7 | 34 | 1:11:07.383 | 37.074 | 0.647 | 166.9 | 22 | 2:01.065 | 173.1 |
| 8 | 90 | Raton Racing by Target | ITA | Alberto Di Folco | ITA | | Christoph Lenz | CHE | | Lamborghini Huracan GT3 | PROAM | 8 | 34 | 1:11:28.409 | 58.100 | 21.026 | 166.1 | 9 | 2:01.461 | 172.5 |
| Not classified: (Requirements: 75% of number laps of leader = 26 Laps) | | | | | | | | | | | | | | | | | | | | |
| 93 | | Spirit of Race / Tempesta Racing | GB | Christopher Froggatt | GB | | Edward Cheever III | ITA | | Ferrari 488 GT3 | PROAM | 9 | 15 | 31:58.199 | 19 Laps | 19 Laps | 163.8 | 10 | 2:01.893 | 171.9 |
| AM | | | | | | | | | | | | | | | | | | | | |
| 1 | 25 | HTP Motorsport | DEU | Alexander Hrachowina | AUT | | Martin Konrad | AUT | | Mercedes AMG GT3 | AM | 1 | 34 | 1:11:24.826 | | | 166.3 | 26 | 2:01.145 | 173.0 |
| 2 | 8 | Antonelli MotorSport | ITA | Giuseppe Cipriani | ITA | | | | | Mercedes AMG GT3 | AM | 2 | 34 | 1:11:31.008 | 1:00.699 | 6.182 | 166.0 | 34 | 2:01.837 | 172.0 |
| 3 | 9 | Antonelli MotorSport | ITA | Davide Roda | ITA | | | | | Mercedes AMG GT3 | AM | 3 | 34 | 1:11:54.160 | 1:23.851 | 23.152 | 165.1 | 26 | 2:02.746 | 170.7 |
| 4 | 99 | Sports and You | PRT | António Coimbra | PRT | | Luis Silva | PRT | | Mercedes AMG GT3 | AM | 4 | 29 | 1:10:39.623 | 5 Laps | 5 Laps | 143.3 | 13 | 2:03.415 | 169.8 |

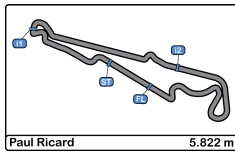
Fastest lap Pierburg - Onslow-Cole in 2:00.407 at 174.1 Km/h in lap 29

Published at:.....

Track Temp: 32.1 °C Air Temp: 16.3 °C Humidity: 58 % Track Status: DRY

| | | |
|------------------|-----------------------|--------------------|
| Stewards: | Race Director: | Timekeeper: |
|------------------|-----------------------|--------------------|





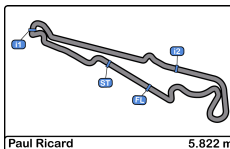
Paul Ricard
International GT Open
Race - 1



Provisional Classification by Driver Fastest Lap

| Cl | N° | Entrant/Team | Nat | Vehicle | Driver | Nat | Status | Cat | Cl | Laps | Best | Time | Gap | Interval | Km/h |
|----|----|--------------------------------|-----|-------------------------|---------------------|-----|--------|-----|----|------|------|----------|-------|----------|-------|
| 1 | 20 | SPS Automotive Performance | DEU | Mercedes AMG GT3 | Tom Onslow-Cole | GBR | PROAM | | 1 | 20 | 15 | 2:00.407 | | | 174.0 |
| 2 | 10 | SPS Automotive Performance | DEU | Mercedes AMG GT3 | Fabrizio Crestani | ITA | PRO | | 1 | 20 | 19 | 2:01.002 | 0.595 | 0.595 | 173.2 |
| 3 | 63 | Emil Frey Racing | CHE | Lamborghini Huracan GT | Albert Costa | ESP | PRO | | 2 | 18 | 16 | 2:01.020 | 0.613 | 0.018 | 173.1 |
| 4 | 59 | Teo Martín Motorsport | ESP | McLaren 720 s | Henrique Chaves | PRT | PRO | | 3 | 20 | 17 | 2:01.053 | 0.646 | 0.033 | 173.1 |
| 5 | 21 | Spirit of Race | ITA | Ferrari 488 GT3 | Matt Griffin | IRL | PROAM | | 2 | 20 | 8 | 2:01.065 | 0.658 | 0.012 | 173.1 |
| 6 | 25 | HTP Motorsport | DEU | Mercedes AMG GT3 | Martin Konrad | AUT | AM | | 1 | 20 | 12 | 2:01.145 | 0.738 | 0.080 | 173.0 |
| 7 | 19 | Raton Racing by Target | ITA | Lamborghini Huracan GT | Raffaele Giammaria | ITA | PROAM | | 3 | 20 | 12 | 2:01.212 | 0.805 | 0.067 | 172.9 |
| 8 | 10 | SPS Automotive Performance | DEU | Mercedes AMG GT3 | Miguel Ramos | PRT | PRO | | 4 | 14 | 13 | 2:01.216 | 0.809 | 0.004 | 172.9 |
| 9 | 16 | Teo Martín Motorsport | ESP | McLaren 720 s | Allam Khodair | BRA | PROAM | | 4 | 18 | 3 | 2:01.238 | 0.831 | 0.022 | 172.8 |
| 10 | 17 | Teo Martín Motorsport | ESP | McLaren 720 s | Fran Rueda | ESP | PRO | | 5 | 20 | 17 | 2:01.266 | 0.859 | 0.028 | 172.8 |
| 11 | 75 | Rowe Racing / SunEnergy1 R | DEU | Mercedes AMG GT3 | Thomas Jäger | DEU | PROAM | | 5 | 20 | 16 | 2:01.268 | 0.861 | 0.002 | 172.8 |
| 12 | 63 | Emil Frey Racing | CHE | Lamborghini Huracan GT | Giacomo Altoè | ITA | PRO | | 6 | 16 | 13 | 2:01.322 | 0.915 | 0.054 | 172.7 |
| 13 | 90 | Raton Racing by Target | ITA | Lamborghini Huracan GT | Alberto Di Folco | ITA | PROAM | | 6 | 19 | 9 | 2:01.461 | 1.054 | 0.139 | 172.5 |
| 14 | 17 | Teo Martín Motorsport | ESP | McLaren 720 s | Andrés Saravia | GTM | PRO | | 7 | 14 | 13 | 2:01.573 | 1.166 | 0.112 | 172.4 |
| 15 | 6 | Antonelli MotorSport | ITA | Mercedes AMG GT3 | Alessio Rovera | ITA | PRO | | 8 | 19 | 3 | 2:01.680 | 1.273 | 0.107 | 172.2 |
| 16 | 96 | Optimum Motorsport | GBR | Aston Martin GT3 AMR M | Bradley Ellis | GBR | PROAM | | 7 | 20 | 7 | 2:01.703 | 1.296 | 0.023 | 172.2 |
| 17 | 59 | Teo Martín Motorsport | ESP | McLaren 720 s | Martin Kodrić | HRV | PRO | | 9 | 14 | 10 | 2:01.828 | 1.421 | 0.125 | 172.0 |
| 18 | 8 | Antonelli MotorSport | ITA | Mercedes AMG GT3 | Giuseppe Cipriani | ITA | AM | | 2 | 34 | 34 | 2:01.837 | 1.430 | 0.009 | 172.0 |
| 19 | 93 | Spirit of Race / Tempesta Raci | GBR | Ferrari 488 GT3 | Edward Cheever III | ITA | PROAM | | 8 | 15 | 10 | 2:01.893 | 1.486 | 0.056 | 171.9 |
| 20 | 6 | Antonelli MotorSport | ITA | Mercedes AMG GT3 | Daniel Zampieri | ITA | PRO | | 10 | 15 | 13 | 2:01.937 | 1.530 | 0.044 | 171.8 |
| 21 | 66 | Vincenzo Sospiri Racing | ITA | Lamborghini Huracan GT | Kang Ling | CHN | PROAM | | 9 | 20 | 12 | 2:02.197 | 1.790 | 0.260 | 171.5 |
| 22 | 27 | Lazarus Racing | ITA | Lamborghini Huracan GT | Nicola De Marco | ITA | PRO | | 11 | 17 | 15 | 2:02.264 | 1.857 | 0.067 | 171.4 |
| 23 | 27 | Lazarus Racing | ITA | Lamborghini Huracan GT | Nicolas Pohler | DEU | PRO | | 12 | 17 | 5 | 2:02.390 | 1.983 | 0.126 | 171.2 |
| 24 | 16 | Teo Martín Motorsport | ESP | McLaren 720 s | Marcelo Hahn | BRA | PROAM | | 10 | 16 | 12 | 2:02.401 | 1.994 | 0.011 | 171.2 |
| 25 | 66 | Vincenzo Sospiri Racing | ITA | Lamborghini Huracan GT | Frederik Schandorff | DNK | PROAM | | 11 | 14 | 13 | 2:02.483 | 2.076 | 0.082 | 171.1 |
| 26 | 26 | Lazarus Racing | ITA | Lamborghini Huracan GT | Eliseo Martínez | ESP | PRO | | 13 | 16 | 9 | 2:02.582 | 2.175 | 0.099 | 170.9 |
| 27 | 12 | Ombra Racing | ITA | Lamborghini Huracan GT | Federico Leo | ITA | PRO | | 14 | 19 | 3 | 2:02.630 | 2.223 | 0.048 | 170.9 |
| 28 | 19 | Raton Racing by Target | ITA | Lamborghini Huracan GT | Jiatong Liang | CHN | PROAM | | 12 | 14 | 12 | 2:02.647 | 2.240 | 0.017 | 170.8 |
| 29 | 9 | Antonelli MotorSport | ITA | Mercedes AMG GT3 | Davide Roda | ITA | AM | | 3 | 34 | 26 | 2:02.746 | 2.339 | 0.099 | 170.7 |
| 30 | 26 | Lazarus Racing | ITA | Lamborghini Huracan GT | Fabio Onidi | ITA | PRO | | 15 | 14 | 10 | 2:02.781 | 2.374 | 0.035 | 170.7 |
| 31 | 75 | Rowe Racing / SunEnergy1 R | DEU | Mercedes AMG GT3 | Kenny Habul | AUS | PROAM | | 13 | 14 | 11 | 2:02.859 | 2.452 | 0.078 | 170.5 |
| 32 | 96 | Optimum Motorsport | GBR | Aston Martin GT3 AMR M | Oliver Wilkinson | GBR | PROAM | | 14 | 14 | 9 | 2:03.099 | 2.692 | 0.240 | 170.2 |
| 33 | 12 | Ombra Racing | ITA | Lamborghini Huracan GT | Najjy Razak | MYS | PRO | | 16 | 15 | 12 | 2:03.137 | 2.730 | 0.038 | 170.2 |
| 34 | 20 | SPS Automotive Performance | DEU | Mercedes AMG GT3 | Valentin Pierburg | DEU | PROAM | | 15 | 14 | 5 | 2:03.244 | 2.837 | 0.107 | 170.0 |
| 35 | 99 | Sports and You | PRT | Mercedes AMG GT3 | António Coimbra | PRT | AM | | 4 | 14 | 13 | 2:03.415 | 3.008 | 0.171 | 169.8 |
| 36 | 7 | Petri Corse | ITA | Bentley Continental GT3 | Petru Razvan Umbr | ROU | PRO | | 17 | 10 | 7 | 2:03.434 | 3.027 | 0.019 | 169.8 |
| 37 | 21 | Spirit of Race | ITA | Ferrari 488 GT3 | Duncan Cameron | GBR | PROAM | | 16 | 14 | 9 | 2:03.450 | 3.043 | 0.016 | 169.7 |
| 38 | 90 | Raton Racing by Target | ITA | Lamborghini Huracan GT | Christoph Lenz | CHE | PROAM | | 17 | 15 | 15 | 2:03.705 | 3.298 | 0.255 | 169.4 |
| 39 | 25 | HTP Motorsport | DEU | Mercedes AMG GT3 | Alexander Hrachowin | AUT | AM | | 5 | 14 | 8 | 2:03.967 | 3.560 | 0.262 | 169.0 |
| 40 | 99 | Sports and You | PRT | Mercedes AMG GT3 | Luis Silva | PRT | AM | | 6 | 15 | 11 | 2:05.532 | 5.125 | 1.565 | 166.9 |



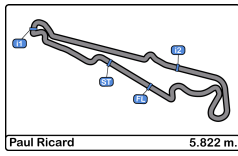


Paul Ricard
International GT Open
Race - 1
Distance and Speed Average



| Cls | Nº | Entrant/Team | Nat | Driver 1 | Nat | Status | Driver 2 | Nat | Status | Vehicle | Cat | Cls | Laps | Distance | Total Time | Km/h |
|---|----|--------------------------------|-----|-----------------------------|-----|--------|----------------------------|-----|--------|-------------------------|-------|-----|------|----------|-------------|-------|
| 1 | 63 | Emil Frey Racing | CHE | <u>Albert Costa</u> | ESP | | Giacomo Altoè | ITA | | Lamborghini Huracan GT3 | PRO | 1 | 34 | 197.94 | 1:10:30.309 | 168.4 |
| 2 | 59 | Teo Martín Motorsport | ESP | <u>Martin Kodrić</u> | HRV | | Henrique Chaves | PRT | | McLaren 720 s | PRO | 2 | 34 | 197.94 | 1:10:30.848 | 168.4 |
| 3 | 17 | Teo Martín Motorsport | ESP | Fran Rueda | ESP | | <u>Andrés Saravia</u> | GTN | | McLaren 720 s | PRO | 3 | 34 | 197.94 | 1:10:32.740 | 168.3 |
| 4 | 10 | SPS Automotive Performance | DEU | Miguel Ramos | PRT | | <u>Fabrizio Crestani</u> | ITA | | Mercedes AMG GT3 | PRO | 4 | 34 | 197.94 | 1:10:40.898 | 168.0 |
| 5 | 20 | SPS Automotive Performance | DEU | <u>Valentin Pierburg</u> | DEU | | Tom Onslow-Cole | GBR | | Mercedes AMG GT3 | PROAM | 1 | 34 | 197.94 | 1:10:50.068 | 167.6 |
| 6 | 6 | Antonelli MotorSport | ITA | <u>Daniel Zampieri</u> | ITA | | Alessio Rovera | ITA | | Mercedes AMG GT3 | PRO | 5 | 34 | 197.94 | 1:10:50.754 | 167.6 |
| 7 | 16 | Teo Martín Motorsport | ESP | Marcelo Hahn | BRA | | <u>Allam Khodair</u> | BRA | | McLaren 720 s | PROAM | 2 | 34 | 197.94 | 1:10:54.461 | 167.4 |
| 8 | 19 | Raton Racing by Target | ITA | <u>Jiatong Liang</u> | CHN | | Raffaele Giammaria | ITA | | Lamborghini Huracan GT3 | PROAM | 3 | 34 | 197.94 | 1:11:02.459 | 167.1 |
| 9 | 75 | Rowe Racing / SunEnergy1 R | DEU | Kenny Habul | AUS | | <u>Thomas Jäger</u> | DEU | | Mercedes AMG GT3 | PROAM | 4 | 34 | 197.94 | 1:11:05.705 | 167.0 |
| 10 | 66 | Vincenzo Sospiri Racing | ITA | Kang Ling | CHN | | <u>Frederik Schandorff</u> | DNK | | Lamborghini Huracan GT3 | PROAM | 5 | 34 | 197.94 | 1:11:06.292 | 167.0 |
| 11 | 96 | Optimum Motorsport | GBR | <u>Oliver Wilkinson</u> | GBR | | Bradley Ellis | GBR | | Aston Martin GT3 AMR MY | PROAM | 6 | 34 | 197.94 | 1:11:06.736 | 167.0 |
| 12 | 21 | Spirit of Race | ITA | <u>Duncan Cameron</u> | GBR | | Matt Griffin | IRL | | Ferrari 488 GT3 | PROAM | 7 | 34 | 197.94 | 1:11:07.383 | 166.9 |
| 13 | 25 | HTP Motorsport | DEU | <u>Alexander Hrachowina</u> | AUT | | Martin Konrad | AUT | | Mercedes AMG GT3 | AM | 1 | 34 | 197.94 | 1:11:24.826 | 166.3 |
| 14 | 90 | Raton Racing by Target | ITA | <u>Alberto Di Folco</u> | ITA | | Christoph Lenz | CHE | | Lamborghini Huracan GT3 | PROAM | 8 | 34 | 197.94 | 1:11:28.409 | 166.1 |
| 15 | 8 | Antonelli MotorSport | ITA | Giuseppe Cipriani | ITA | | | | | Mercedes AMG GT3 | AM | 2 | 34 | 197.94 | 1:11:31.008 | 166.0 |
| 16 | 12 | Ombra Racing | ITA | Federico Leo | ITA | | <u>Najiy Razak</u> | MYS | | Lamborghini Huracan GT3 | PRO | 6 | 34 | 197.94 | 1:11:34.871 | 165.9 |
| 17 | 27 | Lazarus Racing | ITA | Nicola De Marco | ITA | | <u>Nicolas Pohler</u> | DEU | | Lamborghini Huracan GT3 | PRO | 7 | 34 | 197.94 | 1:11:37.562 | 165.8 |
| 18 | 9 | Antonelli MotorSport | ITA | Davide Roda | ITA | | | | | Mercedes AMG GT3 | AM | 3 | 34 | 197.94 | 1:11:54.160 | 165.1 |
| 19 | 26 | Lazarus Racing | ITA | Eliseo Martínez | ESP | | <u>Fabio Onidi</u> | ITA | | Lamborghini Huracan GT3 | PRO | 8 | 30 | 174.66 | 1:12:13.651 | 145.0 |
| 20 | 99 | Sports and You | PRT | <u>António Coimbra</u> | PRT | | Luis Silva | PRT | | Mercedes AMG GT3 | AM | 4 | 29 | 168.83 | 1:10:39.623 | 143.3 |
| Not classified: (Requirements: 75% of number laps of leader = 26 Laps) | | | | | | | | | | | | | | | | |
| | 93 | Spirit of Race / Tempesta Raci | GBR | Christopher Froggatt | GBR | | <u>Edward Cheever III</u> | ITA | | Ferrari 488 GT3 | PROAM | 9 | 15 | 87.33 | 31:58.199 | 163.8 |
| | 7 | Petri Corse | ITA | <u>Petru Razvan Umbrasc</u> | ROU | | Jules Gounon | FRA | | Bentley Continental GT3 | PRO | 9 | 10 | 58.22 | 24:31.135 | 142.4 |
| | 14 | Emil Frey Racing | CHE | Norbert Siedler | AUT | | <u>Mikaël Grenier</u> | CAN | | Lamborghini Huracan GT3 | PRO | 10 | | | | |





Paul Ricard
International GT Open
Race - 1
Lap Analysis



| 6 | | | | | | | 8 | | | | | | | | |
|-------------------|---|------------|------------------|----------|----------|--------|----------------------|-----|---|------------------|----------|----------|----------|--------|-------------|
| 1 Daniel Zampieri | | | Mercedes AMG GT3 | | | | 1 Giuseppe Cipriani | | | Mercedes AMG GT3 | | | | | |
| PRO | | | 2 Alessio Rovera | | | | Antonelli MotorSport | | | AM | | | | | |
| Lap | D | Time | Sector 1 | Sector 2 | Sector 3 | T. Spd | Elapsed | Lap | D | Time | Sector 1 | Sector 2 | Sector 3 | T. Spd | Elapsed |
| 1 | 1 | 2:07.992 | 39.108 | 37.099 | 51.785 | 218.1 | 2:07.992 | 1 | 1 | 2:14.695 | 43.800 | 38.269 | 52.626 | 205.3 | 2:14.695 |
| 2 | 1 | 2:02.761 | 33.895 | 37.323 | 51.543 | 240.5 | 4:10.753 | 2 | 1 | 2:04.493 | 34.516 | 37.531 | 52.446 | 243.7 | 4:19.188 |
| 3 | 1 | 2:02.272 | 33.860 | 36.994 | 51.418 | 240.0 | 6:13.025 | 3 | 1 | 2:03.987 | 34.207 | 37.562 | 52.218 | 241.6 | 6:23.175 |
| 4 | 1 | 2:02.422 | 33.722 | 36.923 | 51.777 | 240.0 | 8:15.447 | 4 | 1 | 2:05.304 | 34.336 | 37.383 | 53.585 | 240.5 | 8:28.479 |
| 5 | 1 | 2:02.124 | 33.670 | 37.034 | 51.420 | 238.9 | 10:17.571 | 5 | 1 | 2:03.706 | 34.246 | 37.269 | 52.191 | 241.6 | 10:32.185 |
| 6 | 1 | 2:02.831 | 33.679 | 37.550 | 51.602 | 238.9 | 12:20.402 | 6 | 1 | 2:03.732 | 34.143 | 37.404 | 52.185 | 241.0 | 12:35.917 |
| 7 | 1 | 2:02.925 | 33.874 | 37.470 | 51.581 | 241.0 | 14:23.327 | 7 | 1 | 2:03.990 | 34.084 | 37.647 | 52.259 | 241.6 | 14:39.907 |
| 8 | 1 | 2:02.337 | 34.107 | 36.899 | 51.331 | 240.0 | 16:25.664 | 8 | 1 | 2:03.422 | 33.925 | 37.450 | 52.047 | 242.1 | 16:43.329 |
| 9 | 1 | 2:02.809 | 34.016 | 37.264 | 51.529 | 237.8 | 18:28.473 | 9 | 1 | 2:03.424 | 34.116 | 37.235 | 52.073 | 240.5 | 18:46.753 |
| 10 | 1 | 2:02.032 | 33.684 | 36.869 | 51.479 | 240.5 | 20:30.505 | 10 | 1 | 2:04.198 | 34.478 | 37.592 | 52.128 | 241.6 | 20:50.951 |
| 11 | 1 | 2:03.018 | 34.034 | 37.033 | 51.951 | 237.8 | 22:33.523 | 11 | 1 | 2:03.979 | 34.572 | 37.306 | 52.101 | 242.1 | 22:54.930 |
| 12 | 1 | 2:01.976 | 33.827 | 36.885 | 51.264 | 243.2 | 24:35.499 | 12 | 1 | 2:03.409 | 34.166 | 37.250 | 51.993 | 239.4 | 24:58.339 |
| 13 | 1 | 2:01.937 | 33.611 | 36.895 | 51.431 | 238.9 | 26:37.436 | 13 | 1 | 2:03.826 | 34.232 | 37.268 | 52.326 | 239.4 | 27:02.165 |
| 14 | 1 | 2:02.004 | 33.752 | 36.912 | 51.340 | 241.0 | 28:39.440 | 14 | 1 | 3:08.734 P | 34.220 | 37.192 | 1:57.322 | 240.5 | 30:10.899 |
| 15 | 1 | 2:59.733 P | 33.813 | 36.877 | 1:49.043 | 239.4 | 31:39.173 | 15 | 1 | 2:21.120 | 51.395 | 37.639 | 52.086 | | 32:32.019 |
| 16 | 2 | 2:18.035 | 49.797 | 36.819 | 51.419 | | 33:57.208 | 16 | 2 | 2:03.049 | 34.153 | 37.102 | 51.794 | 238.9 | 34:35.068 |
| 17 | 2 | 2:01.790 | 33.944 | 36.695 | 51.151 | 239.4 | 35:58.998 | 17 | 2 | 2:02.859 | 34.143 | 37.056 | 51.660 | 239.4 | 36:37.927 |
| 18 | 2 | 2:01.680 | 33.612 | 36.662 | 51.406 | 239.4 | 38:00.678 | 18 | 2 | 2:03.958 | 34.145 | 37.208 | 52.605 | 238.9 | 38:41.885 |
| 19 | 2 | 2:02.276 | 33.885 | 36.738 | 51.653 | 237.8 | 40:02.954 | 19 | 2 | 2:02.922 | 34.097 | 37.261 | 51.564 | 241.0 | 40:44.807 |
| 20 | 2 | 2:02.822 | 33.903 | 37.074 | 51.845 | 241.0 | 42:05.776 | 20 | 2 | 2:02.401 | 33.871 | 37.047 | 51.483 | 241.0 | 42:47.208 |
| 21 | 2 | 2:03.663 | 34.433 | 37.281 | 51.949 | 241.0 | 44:09.439 | 21 | 2 | 2:03.635 | 34.137 | 37.530 | 51.968 | 238.9 | 44:50.843 |
| 22 | 2 | 2:04.078 | 33.881 | 37.151 | 53.046 | 244.3 | 46:13.517 | 22 | 2 | 2:03.005 | 33.796 | 37.080 | 52.129 | 242.1 | 46:53.848 |
| 23 | 2 | 2:04.141 | 34.069 | 36.979 | 53.093 | 243.2 | 48:17.658 | 23 | 2 | 2:00.285 | 34.030 | 34.692 | 51.563 | 242.1 | 48:54.133 |
| 24 | 2 | 2:03.906 | 33.959 | 37.008 | 52.939 | 243.7 | 50:21.564 | 24 | 2 | 2:02.830 | 33.973 | 37.293 | 51.564 | 241.0 | 50:56.963 |
| 25 | 2 | 2:03.402 | 33.866 | 37.117 | 52.419 | 242.6 | 52:24.966 | 25 | 2 | 2:02.933 | 33.741 | 37.123 | 52.069 | 241.0 | 52:59.896 |
| 26 | 2 | 2:03.042 | 33.800 | 36.941 | 52.301 | 244.3 | 54:28.008 | 26 | 2 | 2:02.548 | 33.709 | 37.175 | 51.664 | 242.1 | 55:02.444 |
| 27 | 2 | 2:02.833 | 33.686 | 36.903 | 52.244 | 243.2 | 56:30.841 | 27 | 2 | 2:02.952 | 33.934 | 37.183 | 51.835 | 241.0 | 57:05.396 |
| 28 | 2 | 2:02.779 | 33.723 | 36.950 | 52.106 | 242.1 | 58:33.620 | 28 | 2 | 2:02.337 | 33.716 | 37.080 | 51.541 | 242.1 | 59:07.733 |
| 29 | 2 | 2:02.453 | 33.667 | 36.835 | 51.951 | 242.1 | 1:00:36.073 | 29 | 2 | 1:59.824 | 33.806 | 34.283 | 51.735 | 241.0 | 1:01:07.557 |
| 30 | 2 | 2:02.832 | 33.754 | 36.858 | 52.220 | 243.7 | 1:02:38.905 | 30 | 2 | 2:03.455 | 33.960 | 37.172 | 52.323 | 241.6 | 1:03:11.012 |
| 31 | 2 | 2:02.485 | 33.647 | 36.862 | 51.976 | 242.1 | 1:04:41.390 | 31 | 2 | 2:05.772 | 34.400 | 37.203 | 54.169 | 242.1 | 1:05:16.784 |
| 32 | 2 | 2:03.701 | 33.777 | 36.827 | 53.097 | 243.2 | 1:06:45.091 | 32 | 2 | 2:03.645 | 34.168 | 36.949 | 52.528 | 243.2 | 1:07:20.429 |
| 33 | 2 | 2:02.698 | 33.724 | 36.939 | 52.035 | 243.7 | 1:08:47.789 | 33 | 2 | 2:03.742 | 34.148 | 37.061 | 52.533 | 242.1 | 1:09:24.171 |
| 34 | 2 | 2:02.965 | 33.778 | 36.890 | 52.297 | 243.7 | 1:10:50.754 | 34 | 2 | 2:01.837 | 33.511 | 36.910 | 51.416 | 241.0 | 1:11:26.008 |

| 7 | | | | | | | |
|---------------------------|---|------------|-------------------------|----------|----------|--------|-----------|
| 1 Petru Razvan Umbrarescu | | | Bentley Continental GT3 | | | | |
| PRO | | | 2 Jules Gounon | | | | |
| Lap | D | Time | Sector 1 | Sector 2 | Sector 3 | T. Spd | Elapsed |
| 1 | 1 | 3:24.602 P | 46.774 | 40.549 | 1:57.279 | 198.5 | 3:24.602 |
| 2 | 1 | 2:21.655 | 51.207 | 37.069 | 53.379 | | 5:46.257 |
| 3 | 1 | 2:05.221 | 34.598 | 37.234 | 53.389 | 243.7 | 7:51.478 |
| 4 | 1 | 2:03.819 | 34.332 | 37.025 | 52.462 | 245.4 | 9:55.297 |
| 5 | 1 | 2:04.503 | 34.493 | 37.172 | 52.838 | 245.4 | 11:59.800 |
| 6 | 1 | 2:03.575 | 34.242 | 36.733 | 52.600 | 245.4 | 14:03.375 |
| 7 | 1 | 2:03.434 | 34.268 | 36.685 | 52.481 | 246.0 | 16:06.809 |
| 8 | 1 | 3:59.772 P | 34.339 | 36.993 | 2:48.440 | 246.0 | 20:06.581 |
| 9 | 1 | 2:20.506 | 51.171 | 36.626 | 52.709 | | 22:27.087 |
| 10 | 1 | 2:04.048 | 34.279 | 37.009 | 52.760 | 246.0 | 24:31.135 |
| 11 | 1 | | 34.085 | 36.751 | | 244.3 | |





Paul Ricard
International GT Open
Race - 1
Lap Analysis



9

1 Davide Roda

Mercedes AMG GT3

10

1 Miguel Ramos

Mercedes AMG GT3

AM

2

Antonelli MotorSport

PRO

2 Fabrizio Crestani

SPS Automotive Performance

| Lap | D | Time | Sector 1 | Sector 2 | Sector 3 | T. Spd | Elapsed | Lap | D | Time | Sector 1 | Sector 2 | Sector 3 | T. Spd | Elapsed |
|-----|---|------------|----------|----------|----------|--------|-------------|-----|---|------------|----------|----------|----------|--------|-------------|
| 1 | | 2:16.144 | 45.063 | 38.271 | 52.810 | 209.7 | 2:16.144 | 1 | 2 | 2:09.918 | 40.867 | 36.978 | 52.073 | 224.5 | 2:09.918 |
| 2 | | 2:04.424 | 34.480 | 37.348 | 52.596 | 242.1 | 4:20.568 | 2 | 2 | 2:03.195 | 34.081 | 37.378 | 51.736 | 243.7 | 4:13.113 |
| 3 | | 2:05.151 | 34.510 | 37.445 | 53.196 | 241.0 | 6:25.719 | 3 | 2 | 2:02.809 | 34.389 | 37.114 | 51.306 | 240.5 | 6:15.922 |
| 4 | | 2:06.889 | 36.306 | 37.789 | 52.794 | 243.7 | 8:32.608 | 4 | 2 | 2:02.220 | 33.994 | 36.940 | 51.286 | 240.0 | 8:18.142 |
| 5 | | 2:04.055 | 34.387 | 37.242 | 52.426 | 240.5 | 10:36.663 | 5 | 2 | 2:01.933 | 33.766 | 36.827 | 51.340 | 238.9 | 10:20.075 |
| 6 | | 2:05.603 | 34.325 | 37.361 | 53.917 | 243.2 | 12:42.266 | 6 | 2 | 2:02.102 | 33.778 | 36.901 | 51.423 | 240.5 | 12:22.177 |
| 7 | | 2:04.831 | 34.076 | 37.492 | 53.263 | 245.4 | 14:47.097 | 7 | 2 | 2:02.914 | 33.816 | 36.836 | 52.262 | 240.0 | 14:25.091 |
| 8 | | 2:05.053 | 34.918 | 37.289 | 52.846 | 243.2 | 16:52.150 | 8 | 2 | 2:03.283 | 34.615 | 36.903 | 51.765 | 241.6 | 16:28.374 |
| 9 | | 2:04.226 | 34.337 | 37.349 | 52.540 | 240.0 | 18:56.376 | 9 | 2 | 2:02.384 | 33.802 | 36.933 | 51.649 | 240.5 | 18:30.758 |
| 10 | | 2:04.162 | 34.450 | 37.118 | 52.594 | 240.5 | 21:00.538 | 10 | 2 | 2:01.840 | 33.598 | 36.854 | 51.388 | 242.1 | 20:32.598 |
| 11 | | 2:04.500 | 34.593 | 37.247 | 52.660 | 240.0 | 23:05.038 | 11 | 2 | 2:02.739 | 33.647 | 36.845 | 52.247 | 241.0 | 22:35.337 |
| 12 | | 2:04.332 | 34.174 | 37.310 | 52.848 | 240.5 | 25:09.370 | 12 | 2 | 2:04.305 | 35.678 | 36.772 | 51.855 | 241.6 | 24:39.642 |
| 13 | | 2:04.190 | 34.458 | 37.205 | 52.527 | 239.4 | 27:13.560 | 13 | 2 | 2:02.194 | 33.589 | 36.840 | 51.765 | 239.4 | 26:41.836 |
| 14 | | 2:03.341 | 34.140 | 37.061 | 52.140 | 241.0 | 29:16.901 | 14 | 2 | 2:01.749 | 33.417 | 36.833 | 51.499 | 241.6 | 28:43.585 |
| 15 | | 2:04.026 | 34.377 | 37.056 | 52.593 | 241.0 | 31:20.927 | 15 | 2 | 2:01.385 | 33.521 | 36.521 | 51.343 | 240.0 | 30:44.970 |
| 16 | | 3:04.981 P | 34.308 | 37.658 | 1:53.015 | 241.6 | 34:25.908 | 16 | 2 | 2:01.578 | 33.421 | 36.743 | 51.414 | 240.0 | 32:46.548 |
| 17 | | 2:26.534 | 54.460 | 37.722 | 54.352 | | 36:52.442 | 17 | 2 | 2:01.324 | 33.328 | 36.799 | 51.197 | 239.4 | 34:47.872 |
| 18 | | 2:04.367 | 35.109 | 37.175 | 52.083 | 240.5 | 38:56.809 | 18 | 2 | 2:03.622 | 33.701 | 36.762 | 53.159 | 239.4 | 36:51.494 |
| 19 | | 2:04.843 | 35.654 | 37.306 | 51.883 | 239.4 | 41:01.652 | 19 | 2 | 2:01.002 | 33.445 | 36.636 | 50.921 | 240.0 | 38:52.496 |
| 20 | | 2:03.916 | 34.031 | 37.218 | 52.667 | 239.4 | 43:05.568 | 20 | 2 | 2:55.115 P | 33.391 | 36.771 | 1:44.953 | 240.5 | 41:47.611 |
| 21 | | 2:03.972 | 34.668 | 37.245 | 52.059 | 239.4 | 45:09.540 | 21 | 1 | 2:22.827 | 52.821 | 38.125 | 51.881 | | 44:10.438 |
| 22 | | 2:03.558 | 34.177 | 37.265 | 52.116 | 239.4 | 47:13.098 | 22 | 1 | 2:04.154 | 33.801 | 37.537 | 52.816 | 241.0 | 46:14.592 |
| 23 | | 2:03.501 | 34.167 | 37.059 | 52.275 | 241.6 | 49:16.599 | 23 | 1 | 2:03.338 | 33.998 | 36.927 | 52.413 | 242.1 | 48:17.930 |
| 24 | | 2:03.129 | 33.950 | 37.119 | 52.060 | 240.5 | 51:19.728 | 24 | 1 | 2:03.146 | 34.083 | 36.816 | 52.247 | 242.6 | 50:21.076 |
| 25 | | 2:02.885 | 33.942 | 36.949 | 51.994 | 240.5 | 53:22.613 | 25 | 1 | 2:02.304 | 33.729 | 36.775 | 51.800 | 240.5 | 52:23.380 |
| 26 | | 2:02.746 | 33.964 | 37.139 | 51.643 | 241.6 | 55:25.359 | 26 | 1 | 2:01.735 | 33.602 | 36.667 | 51.466 | 241.0 | 54:25.115 |
| 27 | | 2:03.606 | 34.247 | 37.425 | 51.934 | 240.5 | 57:28.965 | 27 | 1 | 2:01.368 | 33.498 | 36.638 | 51.232 | 241.6 | 56:26.483 |
| 28 | | 2:04.202 | 33.917 | 37.267 | 53.018 | 242.1 | 59:33.167 | 28 | 1 | 2:01.502 | 33.504 | 36.617 | 51.381 | 240.0 | 58:27.985 |
| 29 | | 2:02.971 | 34.010 | 37.081 | 51.880 | 240.5 | 1:01:36.138 | 29 | 1 | 2:01.998 | 33.657 | 36.713 | 51.628 | 241.0 | 1:00:29.983 |
| 30 | | 2:03.089 | 33.911 | 36.940 | 52.238 | 240.5 | 1:03:39.227 | 30 | 1 | 2:01.522 | 33.477 | 36.534 | 51.511 | 241.0 | 1:02:31.505 |
| 31 | | 2:03.693 | 34.117 | 37.405 | 52.171 | 240.5 | 1:05:42.920 | 31 | 1 | 2:01.477 | 33.681 | 36.633 | 51.163 | 240.5 | 1:04:32.982 |
| 32 | | 2:02.901 | 34.102 | 37.200 | 51.599 | 241.0 | 1:07:45.821 | 32 | 1 | 2:01.790 | 33.608 | 36.694 | 51.488 | 241.6 | 1:06:34.772 |
| 33 | | 2:03.401 | 34.226 | 37.163 | 52.012 | 240.5 | 1:09:49.222 | 33 | 1 | 2:01.216 | 33.535 | 36.519 | 51.162 | 239.4 | 1:08:35.988 |
| 34 | | 2:03.938 | 34.698 | 37.098 | 52.142 | 241.6 | 1:11:53.160 | 34 | 1 | 2:02.910 | 33.633 | 36.688 | 52.589 | 242.1 | 1:10:38.898 |





Paul Ricard
International GT Open
Race - 1
Lap Analysis



12

1 Federico Leo
 Lamborghini Huracan GT3 EVO
 2 Najiy Razak
 Ombra Racing

16

1 Marcelo Hahn
 McLaren 720 s
 2 Allam Khodair
 Teo Martín Motorsport

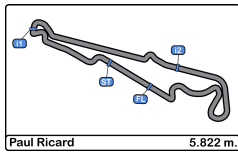
| Lap | D | Time | Sector 1 | Sector 2 | Sector 3 | T. Spd | Elapsed | Lap | D | Time | Sector 1 | Sector 2 | Sector 3 | T. Spd | Elapsed |
|-----|---|------------|----------|----------|----------|--------|-------------|-----|---|------------|----------|----------|----------|--------|-------------|
| 1 | 2 | 2:16.387 | 45.780 | 38.162 | 52.445 | 208.8 | 2:16.387 | 1 | 2 | 2:07.162 | 38.592 | 36.787 | 51.783 | 218.6 | 2:07.162 |
| 2 | 2 | 2:05.932 | 35.525 | 38.148 | 52.259 | 244.3 | 4:22.319 | 2 | 2 | 2:01.892 | 33.724 | 36.873 | 51.295 | 240.0 | 4:09.054 |
| 3 | 2 | 2:03.793 | 34.381 | 37.209 | 52.203 | 241.0 | 6:26.112 | 3 | 2 | 2:01.238 | 33.546 | 36.577 | 51.115 | 240.0 | 6:10.292 |
| 4 | 2 | 2:04.219 | 35.432 | 37.030 | 51.757 | 242.6 | 8:30.331 | 4 | 2 | 2:01.608 | 33.511 | 36.834 | 51.263 | 240.5 | 8:11.900 |
| 5 | 2 | 2:03.941 | 34.481 | 37.431 | 52.029 | 243.7 | 10:34.272 | 5 | 2 | 2:01.457 | 33.427 | 36.840 | 51.190 | 240.0 | 10:13.357 |
| 6 | 2 | 2:03.795 | 34.209 | 37.213 | 52.373 | 241.6 | 12:38.067 | 6 | 2 | 2:01.769 | 33.502 | 36.869 | 51.398 | 240.5 | 12:15.126 |
| 7 | 2 | 2:03.854 | 34.279 | 37.128 | 52.447 | 241.6 | 14:41.921 | 7 | 2 | 2:01.447 | 33.460 | 36.577 | 51.410 | 241.6 | 14:16.573 |
| 8 | 2 | 2:03.693 | 34.380 | 37.275 | 52.038 | 241.6 | 16:45.614 | 8 | 2 | 2:01.673 | 33.567 | 36.668 | 51.438 | 241.6 | 16:18.246 |
| 9 | 2 | 2:03.699 | 34.325 | 37.312 | 52.062 | 241.0 | 18:49.313 | 9 | 2 | 2:01.716 | 33.772 | 36.625 | 51.319 | 241.0 | 18:19.962 |
| 10 | 2 | 2:04.778 | 34.391 | 37.898 | 52.489 | 240.5 | 20:54.091 | 10 | 2 | 2:01.688 | 33.556 | 36.668 | 51.464 | 241.0 | 20:21.650 |
| 11 | 2 | 2:05.206 | 34.801 | 37.854 | 52.551 | 241.0 | 22:59.297 | 11 | 2 | 2:01.916 | 33.870 | 36.670 | 51.376 | 240.5 | 22:23.566 |
| 12 | 2 | 2:03.137 | 34.256 | 36.983 | 51.898 | 240.5 | 25:02.434 | 12 | 2 | 2:01.771 | 33.567 | 36.762 | 51.442 | 240.5 | 24:25.337 |
| 13 | 2 | 2:03.693 | 34.264 | 37.044 | 52.385 | 240.5 | 27:06.127 | 13 | 2 | 2:01.432 | 33.456 | 36.789 | 51.187 | 241.0 | 26:26.769 |
| 14 | 2 | 2:03.327 | 34.091 | 36.974 | 52.262 | 241.0 | 29:09.454 | 14 | 2 | 2:01.675 | 33.802 | 36.703 | 51.170 | 241.0 | 28:28.444 |
| 15 | 2 | 2:11.130 P | 34.238 | 37.022 | 59.870 | 239.4 | 31:20.584 | 15 | 2 | 2:02.726 | 34.269 | 36.680 | 51.777 | 241.6 | 30:31.170 |
| 16 | 1 | 3:21.898 | 1:52.754 | 37.118 | 52.026 | | 34:42.482 | 16 | 2 | 2:01.679 | 33.733 | 36.514 | 51.432 | 241.6 | 32:32.849 |
| 17 | 1 | 2:02.777 | 34.206 | 36.911 | 51.660 | 240.0 | 36:45.259 | 17 | 2 | 2:02.843 | 34.205 | 36.797 | 51.841 | 242.6 | 34:35.692 |
| 18 | 1 | 2:02.630 | 33.954 | 36.931 | 51.745 | 239.4 | 38:47.889 | 18 | 2 | 2:10.990 P | 34.238 | 36.958 | 59.794 | 242.6 | 36:46.682 |
| 19 | 1 | 2:02.689 | 34.026 | 36.778 | 51.885 | 238.9 | 40:50.578 | 19 | 1 | 3:15.011 | 1:44.374 | 38.186 | 52.451 | | 40:01.693 |
| 20 | 1 | 2:02.902 | 34.146 | 37.025 | 51.731 | 240.0 | 42:53.480 | 20 | 1 | 2:05.471 | 35.404 | 37.229 | 52.838 | 239.4 | 42:07.164 |
| 21 | 1 | 2:03.053 | 33.956 | 37.069 | 52.028 | 239.4 | 44:56.533 | 21 | 1 | 2:04.689 | 34.298 | 37.326 | 53.065 | 242.1 | 44:11.853 |
| 22 | 1 | 2:03.161 | 34.113 | 37.056 | 51.992 | 240.0 | 46:59.694 | 22 | 1 | 2:03.779 | 34.290 | 37.123 | 52.366 | 243.7 | 46:15.632 |
| 23 | 1 | 2:02.696 | 33.890 | 36.914 | 51.892 | 240.5 | 49:02.390 | 23 | 1 | 2:03.560 | 34.288 | 37.057 | 52.215 | 241.6 | 48:19.192 |
| 24 | 1 | 2:02.890 | 34.022 | 36.845 | 52.023 | 240.5 | 51:05.280 | 24 | 1 | 2:03.595 | 34.296 | 37.015 | 52.284 | 242.6 | 50:22.787 |
| 25 | 1 | 2:02.720 | 34.044 | 36.911 | 51.765 | 239.4 | 53:08.000 | 25 | 1 | 2:02.929 | 33.971 | 37.117 | 51.841 | 241.0 | 52:25.716 |
| 26 | 1 | 2:03.102 | 33.836 | 37.207 | 52.059 | 242.1 | 55:11.102 | 26 | 1 | 2:02.715 | 33.850 | 36.668 | 52.197 | 243.7 | 54:28.431 |
| 27 | 1 | 2:03.127 | 33.982 | 37.143 | 52.002 | 240.5 | 57:14.229 | 27 | 1 | 2:02.894 | 33.791 | 36.790 | 52.313 | 243.7 | 56:31.325 |
| 28 | 1 | 2:03.077 | 34.044 | 37.085 | 51.948 | 239.4 | 59:17.306 | 28 | 1 | 2:03.122 | 33.937 | 36.872 | 52.313 | 242.6 | 58:34.447 |
| 29 | 1 | 2:03.076 | 34.061 | 37.097 | 51.918 | 240.0 | 1:01:20.382 | 29 | 1 | 2:02.922 | 33.971 | 36.830 | 52.121 | 241.6 | 1:00:37.369 |
| 30 | 1 | 2:02.890 | 34.078 | 36.919 | 51.893 | 240.5 | 1:03:23.272 | 30 | 1 | 2:02.401 | 33.773 | 36.826 | 51.802 | 242.1 | 1:02:39.770 |
| 31 | 1 | 2:02.737 | 34.068 | 36.826 | 51.843 | 240.5 | 1:05:26.009 | 31 | 1 | 2:03.344 | 33.684 | 36.719 | 52.941 | 242.1 | 1:04:43.114 |
| 32 | 1 | 2:02.743 | 33.924 | 36.930 | 51.889 | 242.1 | 1:07:28.752 | 32 | 1 | 2:03.804 | 33.629 | 37.027 | 53.148 | 243.7 | 1:06:46.918 |
| 33 | 1 | 2:03.009 | 33.998 | 37.118 | 51.893 | 240.5 | 1:09:31.761 | 33 | 1 | 2:03.624 | 33.759 | 37.113 | 52.752 | 243.7 | 1:08:50.542 |
| 34 | 1 | 2:03.110 | 33.937 | 37.109 | 52.064 | 241.6 | 1:11:34.871 | 34 | 1 | 2:03.919 | 34.213 | 37.205 | 52.501 | 241.6 | 1:10:54.461 |

14

1 Norbert Siedler
 Lamborghini Huracan GT3 EVO
 2 Mikaël Grenier
 Emil Frey Racing

| Lap | D | Time | Sector 1 | Sector 2 | Sector 3 | T. Spd | Elapsed |
|-----|---|------|----------|----------|----------|--------|---------|
| 1 | 2 | | 42.748 | 1:10.393 | | 225.0 | |





Paul Ricard
International GT Open
Race - 1
Lap Analysis



17

1 Fran Rueda

McLaren 720 s 19

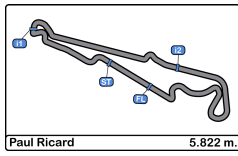
1 Jiatong Liang

Lamborghini Huracan GT3 EVO

PRO 2 Andrés Saravia Teo Martin Motorsport PROAM 2 Raffaele Giammaria Raton Racing by Target

| Lap | D | Time | Sector 1 | Sector 2 | Sector 3 | T. Spd | Elapsed | Lap | D | Time | Sector 1 | Sector 2 | Sector 3 | T. Spd | Elapsed |
|-----|---|------------|----------|----------|----------|--------|-------------|-----|---|------------|----------|----------|----------|--------|-------------|
| 1 | 2 | 2:10.807 | 41.889 | 36.960 | 51.958 | | 2:10.807 | 1 | 1 | 2:15.322 | 43.484 | 38.640 | 53.198 | 212.1 | 2:15.322 |
| 2 | 2 | 2:03.273 | 33.991 | 36.904 | 52.378 | 247.1 | 4:14.080 | 2 | 1 | 2:04.210 | 34.196 | 37.379 | 52.635 | 244.3 | 4:19.532 |
| 3 | 2 | 2:02.802 | 33.993 | 36.968 | 51.841 | 227.3 | 6:16.882 | 3 | 1 | 2:04.272 | 34.267 | 37.254 | 52.751 | 243.2 | 6:23.804 |
| 4 | 2 | 2:02.453 | 33.914 | 36.755 | 51.784 | | 8:19.335 | 4 | 1 | 2:03.968 | 34.036 | 37.114 | 52.818 | 243.2 | 8:27.772 |
| 5 | 2 | 2:02.161 | 33.750 | 36.783 | 51.628 | 245.4 | 10:21.496 | 5 | 1 | 2:03.049 | 33.972 | 36.841 | 52.236 | 241.0 | 10:30.821 |
| 6 | 2 | 2:02.044 | 33.595 | 36.801 | 51.648 | 238.9 | 12:23.540 | 6 | 1 | 2:02.949 | 33.992 | 36.802 | 52.155 | 240.5 | 12:33.770 |
| 7 | 2 | 2:02.134 | 33.611 | 36.650 | 51.873 | 249.4 | 14:25.674 | 7 | 1 | 2:03.209 | 33.923 | 37.272 | 52.014 | 241.6 | 14:36.979 |
| 8 | 2 | 2:03.178 | 34.354 | 36.894 | 51.930 | 246.0 | 16:28.852 | 8 | 1 | 2:03.530 | 33.785 | 36.993 | 52.752 | 241.6 | 16:40.509 |
| 9 | 2 | 2:02.311 | 33.698 | 36.820 | 51.793 | 250.0 | 18:31.163 | 9 | 1 | 2:03.461 | 34.210 | 36.726 | 52.525 | 241.0 | 18:43.970 |
| 10 | 2 | 2:02.073 | 33.784 | 36.703 | 51.586 | | 20:33.236 | 10 | 1 | 2:02.937 | 34.096 | 36.749 | 52.092 | 241.0 | 20:46.907 |
| 11 | 2 | 2:02.208 | 33.717 | 36.588 | 51.903 | | 22:35.444 | 11 | 1 | 2:02.933 | 34.061 | 36.761 | 52.111 | 240.5 | 22:49.840 |
| 12 | 2 | 2:03.331 | 35.117 | 36.795 | 51.419 | 238.4 | 24:38.775 | 12 | 1 | 2:02.647 | 33.820 | 36.815 | 52.012 | 241.6 | 24:52.487 |
| 13 | 2 | 2:01.573 | 33.614 | 36.569 | 51.390 | 243.7 | 26:40.348 | 13 | 1 | 2:03.198 | 33.906 | 36.815 | 52.477 | 241.0 | 26:55.685 |
| 14 | 2 | 2:09.112 P | 33.754 | 36.607 | 58.751 | 243.2 | 28:49.460 | 14 | 1 | 3:03.084 P | 34.040 | 36.773 | 1:52.271 | 241.6 | 29:58.769 |
| 15 | 1 | 3:07.253 | 1:39.367 | 36.276 | 51.610 | | 31:56.713 | 15 | 2 | 2:20.930 | 51.024 | 37.988 | 51.918 | | 32:19.699 |
| 16 | 1 | 2:01.586 | 33.684 | 36.395 | 51.507 | 240.0 | 33:58.299 | 16 | 2 | 2:02.700 | 33.962 | 36.787 | 51.951 | 238.4 | 34:22.399 |
| 17 | 1 | 2:01.882 | 33.723 | 36.504 | 51.655 | 242.6 | 36:00.181 | 17 | 2 | 2:02.556 | 33.656 | 37.260 | 51.640 | 239.4 | 36:24.955 |
| 18 | 1 | 2:01.802 | 33.838 | 36.401 | 51.563 | 242.1 | 38:01.983 | 18 | 2 | 2:03.178 | 33.563 | 37.710 | 51.905 | 240.0 | 38:28.133 |
| 19 | 1 | 2:02.027 | 33.800 | 36.488 | 51.739 | 240.5 | 40:04.010 | 19 | 2 | 2:01.726 | 33.501 | 36.548 | 51.677 | 240.5 | 40:29.859 |
| 20 | 1 | 2:03.535 | 33.886 | 37.074 | 52.575 | 243.2 | 42:07.545 | 20 | 2 | 2:02.041 | 33.532 | 36.959 | 51.550 | 240.5 | 42:31.900 |
| 21 | 1 | 2:03.586 | 34.445 | 36.965 | 52.176 | 243.7 | 44:11.131 | 21 | 2 | 2:03.136 | 33.581 | 37.835 | 51.720 | 240.0 | 44:35.036 |
| 22 | 1 | 2:02.829 | 33.823 | 36.834 | 52.172 | 243.2 | 46:13.960 | 22 | 2 | 2:01.727 | 33.531 | 36.690 | 51.506 | 241.6 | 46:36.763 |
| 23 | 1 | 2:02.759 | 33.930 | 36.791 | 52.038 | 242.6 | 48:16.719 | 23 | 2 | 2:02.069 | 33.611 | 36.707 | 51.751 | 240.5 | 48:38.832 |
| 24 | 1 | 2:01.624 | 33.615 | 36.483 | 51.526 | 242.6 | 50:18.343 | 24 | 2 | 2:02.105 | 33.592 | 37.026 | 51.487 | 241.6 | 50:40.937 |
| 25 | 1 | 2:01.412 | 33.474 | 36.540 | 51.398 | 242.1 | 52:19.755 | 25 | 2 | 2:01.359 | 33.464 | 36.530 | 51.365 | 240.5 | 52:42.296 |
| 26 | 1 | 2:01.380 | 33.388 | 36.627 | 51.365 | 242.1 | 54:21.135 | 26 | 2 | 2:01.212 | 33.317 | 36.582 | 51.313 | 241.6 | 54:43.508 |
| 27 | 1 | 2:01.719 | 33.578 | 36.571 | 51.570 | 243.2 | 56:22.854 | 27 | 2 | 2:01.486 | 33.367 | 36.716 | 51.403 | 241.6 | 56:44.994 |
| 28 | 1 | 2:01.528 | 33.570 | 36.512 | 51.446 | 241.6 | 58:24.382 | 28 | 2 | 2:01.892 | 33.431 | 36.578 | 51.883 | 241.0 | 58:46.886 |
| 29 | 1 | 2:01.426 | 33.441 | 36.565 | 51.420 | 243.2 | 1:00:25.808 | 29 | 2 | 2:03.233 | 33.389 | 36.720 | 53.124 | 241.0 | 1:00:50.119 |
| 30 | 1 | 2:01.320 | 33.440 | 36.583 | 51.297 | 242.6 | 1:02:27.128 | 30 | 2 | 2:03.196 | 33.909 | 36.909 | 52.378 | 243.2 | 1:02:53.315 |
| 31 | 1 | 2:01.266 | 33.397 | 36.497 | 51.372 | 242.6 | 1:04:28.394 | 31 | 2 | 2:01.995 | 33.997 | 36.486 | 51.512 | 244.3 | 1:04:55.310 |
| 32 | 1 | 2:01.342 | 33.332 | 36.614 | 51.396 | 243.7 | 1:06:29.736 | 32 | 2 | 2:02.305 | 33.759 | 37.043 | 51.503 | 241.0 | 1:06:57.615 |
| 33 | 1 | 2:01.568 | 33.351 | 36.429 | 51.788 | 242.6 | 1:08:31.304 | 33 | 2 | 2:01.607 | 33.340 | 36.565 | 51.702 | 241.0 | 1:08:59.222 |
| 34 | 1 | 2:01.436 | 33.487 | 36.495 | 51.454 | 243.2 | 1:10:32.740 | 34 | 2 | 2:03.237 | 33.395 | 37.957 | 51.885 | 241.0 | 1:11:02.459 |





Paul Ricard
International GT Open
Race - 1
Lap Analysis



20

1 Valentin Pierburg

Mercedes AMG GT3

21

1 Duncan Cameron

Ferrari 488 GT3

PROAM

2 Tom Onslow-Cole

SPS Automotive Performance

PROAM

2 Matt Griffin

Spirit of Race

| Lap | D | Time | Sector 1 | Sector 2 | Sector 3 | T. Spd | Elapsed | Lap | D | Time | Sector 1 | Sector 2 | Sector 3 | T. Spd | Elapsed |
|-----|---|------------|----------|----------|----------|--------|-------------|-----|---|------------|----------|----------|----------|--------|-------------|
| 1 | 1 | 2:17.073 | 45.895 | 38.548 | 52.630 | 208.8 | 2:17.073 | 1 | 1 | 2:19.922 | 46.492 | 39.805 | 53.625 | 211.3 | 2:19.922 |
| 2 | 1 | 2:04.464 | 34.746 | 37.280 | 52.438 | 241.0 | 4:21.537 | 2 | 1 | 2:04.876 | 34.631 | 37.364 | 52.881 | 240.0 | 4:24.798 |
| 3 | 1 | 2:04.354 | 34.107 | 37.354 | 52.893 | 241.0 | 6:25.891 | 3 | 1 | 2:04.616 | 34.648 | 37.289 | 52.679 | 242.1 | 6:29.414 |
| 4 | 1 | 2:03.652 | 34.388 | 37.197 | 52.067 | 240.5 | 8:29.543 | 4 | 1 | 2:04.108 | 34.224 | 37.302 | 52.582 | 241.6 | 8:33.522 |
| 5 | 1 | 2:03.244 | 33.786 | 37.169 | 52.289 | 241.0 | 10:32.787 | 5 | 1 | 2:03.669 | 34.321 | 37.004 | 52.344 | 243.7 | 10:37.191 |
| 6 | 1 | 2:03.735 | 34.013 | 37.069 | 52.653 | 242.1 | 12:36.522 | 6 | 1 | 2:04.040 | 34.389 | 36.981 | 52.670 | 242.1 | 12:41.231 |
| 7 | 1 | 2:03.930 | 33.832 | 37.844 | 52.254 | 241.0 | 14:40.452 | 7 | 1 | 2:03.909 | 34.094 | 37.073 | 52.742 | 239.4 | 14:45.140 |
| 8 | 1 | 2:03.446 | 33.982 | 37.178 | 52.286 | 241.6 | 16:43.898 | 8 | 1 | 2:03.750 | 34.252 | 37.207 | 52.291 | 243.2 | 16:48.890 |
| 9 | 1 | 2:03.441 | 33.906 | 37.172 | 52.363 | 242.1 | 18:47.339 | 9 | 1 | 2:03.450 | 33.965 | 36.949 | 52.536 | 241.6 | 18:52.340 |
| 10 | 1 | 2:04.357 | 34.438 | 37.283 | 52.636 | 241.6 | 20:51.696 | 10 | 1 | 2:04.051 | 34.066 | 37.113 | 52.872 | 241.0 | 20:56.391 |
| 11 | 1 | 2:03.990 | 34.323 | 37.297 | 52.370 | 238.4 | 22:55.686 | 11 | 1 | 2:03.744 | 34.233 | 37.013 | 52.498 | 241.6 | 23:00.135 |
| 12 | 1 | 2:03.352 | 33.953 | 37.216 | 52.183 | 240.0 | 24:59.038 | 12 | 1 | 2:03.468 | 34.204 | 36.941 | 52.323 | 242.6 | 25:03.603 |
| 13 | 1 | 2:03.828 | 34.027 | 37.283 | 52.518 | 239.4 | 27:02.866 | 13 | 1 | 2:05.128 | 34.811 | 36.954 | 53.363 | 239.4 | 27:08.731 |
| 14 | 1 | 3:00.893 P | 33.862 | 37.171 | 1:49.860 | 240.0 | 30:03.759 | 14 | 1 | 3:02.976 P | 34.138 | 37.318 | 1:51.520 | 242.6 | 30:11.707 |
| 15 | 2 | 2:18.755 | 50.582 | 36.982 | 51.191 | | 32:22.514 | 15 | 2 | 2:20.648 | 50.816 | 37.528 | 52.304 | | 32:32.355 |
| 16 | 2 | 2:01.430 | 33.454 | 36.587 | 51.389 | 238.4 | 34:23.944 | 16 | 2 | 2:02.989 | 34.225 | 37.008 | 51.756 | 240.0 | 34:35.344 |
| 17 | 2 | 2:01.477 | 33.424 | 36.720 | 51.333 | 240.5 | 36:25.421 | 17 | 2 | 2:02.993 | 34.091 | 37.233 | 51.669 | 240.5 | 36:38.337 |
| 18 | 2 | 2:01.755 | 33.494 | 37.050 | 51.211 | 241.0 | 38:27.176 | 18 | 2 | 2:02.573 | 33.998 | 37.020 | 51.555 | 238.9 | 38:40.910 |
| 19 | 2 | 2:00.783 | 33.357 | 36.566 | 50.860 | 237.8 | 40:27.959 | 19 | 2 | 2:01.741 | 33.644 | 36.789 | 51.308 | 238.9 | 40:42.651 |
| 20 | 2 | 2:01.130 | 33.413 | 36.683 | 51.034 | 238.4 | 42:29.089 | 20 | 2 | 2:01.528 | 33.764 | 36.652 | 51.112 | 242.6 | 42:44.179 |
| 21 | 2 | 2:00.660 | 33.371 | 36.346 | 50.943 | 240.0 | 44:29.749 | 21 | 2 | 2:01.343 | 33.478 | 36.589 | 51.276 | 242.1 | 44:45.522 |
| 22 | 2 | 2:01.851 | 33.652 | 36.463 | 51.736 | 241.0 | 46:31.600 | 22 | 2 | 2:01.065 | 33.369 | 36.592 | 51.104 | 243.7 | 46:46.587 |
| 23 | 2 | 2:02.344 | 33.684 | 36.703 | 51.957 | 240.0 | 48:33.944 | 23 | 2 | 2:01.937 | 33.500 | 37.126 | 51.311 | 240.0 | 48:48.524 |
| 24 | 2 | 2:01.098 | 33.416 | 36.515 | 51.167 | 239.4 | 50:35.042 | 24 | 2 | 2:01.304 | 33.422 | 36.608 | 51.274 | 240.0 | 50:49.828 |
| 25 | 2 | 2:01.298 | 33.345 | 36.584 | 51.369 | 239.4 | 52:36.340 | 25 | 2 | 2:02.064 | 33.953 | 36.672 | 51.439 | 238.9 | 52:51.892 |
| 26 | 2 | 2:01.797 | 33.636 | 36.570 | 51.591 | 241.6 | 54:38.137 | 26 | 2 | 2:01.367 | 33.457 | 36.664 | 51.246 | 242.6 | 54:53.259 |
| 27 | 2 | 2:01.416 | 33.828 | 36.627 | 50.961 | 244.3 | 56:39.553 | 27 | 2 | 2:03.344 | 34.026 | 37.059 | 52.259 | 242.6 | 56:56.603 |
| 28 | 2 | 2:00.606 | 33.376 | 36.424 | 50.806 | 241.0 | 58:40.159 | 28 | 2 | 2:01.537 | 33.442 | 36.606 | 51.489 | 240.0 | 58:58.140 |
| 29 | 2 | 2:00.407 | 33.208 | 36.320 | 50.879 | 241.6 | 1:00:40.566 | 29 | 2 | 2:01.298 | 33.390 | 36.559 | 51.349 | 240.0 | 1:00:59.438 |
| 30 | 2 | 2:00.772 | 33.148 | 36.421 | 51.203 | 241.6 | 1:02:41.338 | 30 | 2 | 2:01.854 | 33.500 | 36.948 | 51.406 | 244.3 | 1:03:01.292 |
| 31 | 2 | 2:00.960 | 33.282 | 36.389 | 51.289 | 240.5 | 1:04:42.298 | 31 | 2 | 2:01.527 | 33.541 | 36.547 | 51.439 | 241.6 | 1:05:02.819 |
| 32 | 2 | 2:02.293 | 33.419 | 36.655 | 52.219 | 242.1 | 1:06:44.591 | 32 | 2 | 2:01.488 | 33.342 | 36.802 | 51.344 | 242.1 | 1:07:04.307 |
| 33 | 2 | 2:02.516 | 33.682 | 36.577 | 52.257 | 241.0 | 1:08:47.107 | 33 | 2 | 2:01.755 | 33.505 | 36.479 | 51.771 | 243.7 | 1:09:06.062 |
| 34 | 2 | 2:02.961 | 33.816 | 36.764 | 52.381 | 239.4 | 1:10:50.068 | 34 | 2 | 2:01.321 | 33.462 | 36.537 | 51.322 | 243.2 | 1:11:07.383 |





Paul Ricard
International GT Open
Race - 1
Lap Analysis



25

1 Alexander Hrachowina

Mercedes AMG GT3

26

1 Eliseo Martínez

Lamborghini Huracan GT3

AM

2 Martin Konrad

HTP Motorsport

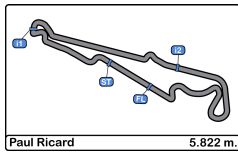
PRO

2 Fabio Onidi

Lazarus Racing

| Lap | D | Time | Sector 1 | Sector 2 | Sector 3 | T. Spd | Elapsed | Lap | D | Time | Sector 1 | Sector 2 | Sector 3 | T. Spd | Elapsed |
|-----|---|------------|----------|----------|----------|--------|-------------|-----|---|------------|----------|----------|----------|--------|-------------|
| 1 | 1 | 2:22.027 | 47.363 | 40.677 | 53.987 | 198.5 | 2:22.027 | 1 | 2 | 2:14.039 | 43.070 | 38.468 | 52.501 | 218.6 | 2:14.039 |
| 2 | 1 | 2:05.807 | 34.566 | 37.569 | 53.672 | 241.6 | 4:27.834 | 2 | 2 | 2:03.424 | 34.407 | 36.895 | 52.122 | 240.5 | 4:17.463 |
| 3 | 1 | 2:05.763 | 34.655 | 37.270 | 53.838 | 241.0 | 6:33.597 | 3 | 2 | 2:03.137 | 34.318 | 36.893 | 51.926 | 244.3 | 6:20.600 |
| 4 | 1 | 2:04.975 | 34.579 | 37.126 | 53.270 | 241.6 | 8:38.572 | 4 | 2 | 2:03.328 | 34.105 | 37.010 | 52.213 | 241.6 | 8:23.928 |
| 5 | 1 | 2:04.782 | 34.306 | 37.136 | 53.340 | 241.0 | 10:43.354 | 5 | 2 | 2:03.984 | 34.011 | 36.993 | 52.980 | 240.0 | 10:27.912 |
| 6 | 1 | 2:04.700 | 34.611 | 37.030 | 53.059 | 240.5 | 12:48.054 | 6 | 2 | 2:02.840 | 34.084 | 36.853 | 51.903 | 244.8 | 12:30.752 |
| 7 | 1 | 2:04.130 | 34.115 | 37.010 | 53.005 | 242.1 | 14:52.184 | 7 | 2 | 2:03.074 | 34.047 | 36.982 | 52.045 | 240.0 | 14:33.826 |
| 8 | 1 | 2:03.967 | 34.168 | 36.845 | 52.954 | 242.1 | 16:56.151 | 8 | 2 | 2:03.367 | 34.448 | 37.023 | 51.896 | 242.1 | 16:37.193 |
| 9 | 1 | 2:03.994 | 34.079 | 36.943 | 52.972 | 242.1 | 19:00.145 | 9 | 2 | 2:03.016 | 33.943 | 36.968 | 52.105 | 240.0 | 18:40.209 |
| 10 | 1 | 2:04.045 | 34.254 | 36.942 | 52.849 | 242.1 | 21:04.190 | 10 | 2 | 2:02.781 | 33.943 | 36.883 | 51.955 | 238.9 | 20:42.990 |
| 11 | 1 | 2:04.182 | 34.461 | 36.947 | 52.774 | 240.0 | 23:08.372 | 11 | 2 | 2:03.023 | 34.118 | 37.046 | 51.859 | 238.9 | 22:46.013 |
| 12 | 1 | 2:04.168 | 34.273 | 36.925 | 52.970 | 243.2 | 25:12.540 | 12 | 2 | 2:03.040 | 33.851 | 36.973 | 52.216 | 239.4 | 24:49.053 |
| 13 | 1 | 2:04.515 | 34.386 | 37.126 | 53.003 | 241.0 | 27:17.055 | 13 | 2 | 2:20.397 P | 35.029 | 38.173 | 1:07.195 | 234.7 | 27:09.450 |
| 14 | 1 | 2:12.239 P | 34.320 | 36.904 | 1:01.015 | 242.1 | 29:29.294 | 14 | 2 | 3:43.648 P | 1:10.640 | 1:03.743 | 1:29.265 | | 30:53.098 |
| 15 | 2 | 3:06.892 | 1:38.198 | 36.809 | 51.885 | | 32:36.186 | 15 | 1 | 10:28.674 | 8:57.198 | 38.103 | 53.373 | | 41:21.772 |
| 16 | 2 | 2:02.531 | 34.013 | 36.919 | 51.599 | 238.9 | 34:38.717 | 16 | 1 | 2:04.446 | 34.707 | 37.147 | 52.592 | 236.3 | 43:26.218 |
| 17 | 2 | 2:01.955 | 33.613 | 36.738 | 51.604 | 241.0 | 36:40.672 | 17 | 1 | 2:04.107 | 34.354 | 37.186 | 52.567 | 237.8 | 45:30.325 |
| 18 | 2 | 2:02.195 | 33.635 | 36.789 | 51.771 | 240.0 | 38:42.867 | 18 | 1 | 2:03.799 | 34.435 | 37.050 | 52.314 | 240.0 | 47:34.124 |
| 19 | 2 | 2:02.462 | 33.707 | 36.894 | 51.861 | 242.1 | 40:45.329 | 19 | 1 | 2:03.685 | 34.293 | 36.885 | 52.507 | 240.0 | 49:37.809 |
| 20 | 2 | 2:02.324 | 33.827 | 36.815 | 51.682 | 243.2 | 42:47.653 | 20 | 1 | 2:03.439 | 34.389 | 36.870 | 52.180 | 237.3 | 51:41.248 |
| 21 | 2 | 2:03.458 | 34.122 | 37.193 | 52.143 | 242.1 | 44:51.111 | 21 | 1 | 2:05.201 | 34.116 | 37.134 | 53.951 | 238.4 | 53:46.449 |
| 22 | 2 | 2:02.929 | 33.898 | 36.972 | 52.059 | 244.3 | 46:54.040 | 22 | 1 | 2:03.274 | 34.179 | 36.940 | 52.155 | 237.8 | 55:49.723 |
| 23 | 2 | 2:04.221 | 34.119 | 37.078 | 53.024 | 242.1 | 48:58.261 | 23 | 1 | 2:02.582 | 33.923 | 36.671 | 51.988 | 237.3 | 57:52.305 |
| 24 | 2 | 2:02.791 | 34.049 | 37.278 | 51.464 | 243.7 | 51:01.052 | 24 | 1 | 2:02.923 | 33.882 | 36.777 | 52.264 | 242.1 | 59:55.228 |
| 25 | 2 | 2:01.346 | 33.581 | 36.579 | 51.186 | 242.1 | 53:02.398 | 25 | 1 | 2:03.130 | 34.131 | 36.742 | 52.257 | 237.8 | 1:01:58.358 |
| 26 | 2 | 2:01.145 | 33.250 | 36.670 | 51.225 | 242.1 | 55:03.543 | 26 | 1 | 2:02.808 | 34.020 | 36.810 | 51.978 | 238.9 | 1:04:01.166 |
| 27 | 2 | 2:02.085 | 33.559 | 36.761 | 51.765 | 242.1 | 57:05.628 | 27 | 1 | 2:02.798 | 33.879 | 36.821 | 52.098 | 237.8 | 1:06:03.964 |
| 28 | 2 | 2:02.528 | 33.836 | 36.987 | 51.705 | 243.2 | 59:08.156 | 28 | 1 | 2:03.293 | 34.088 | 36.953 | 52.252 | 237.8 | 1:08:07.257 |
| 29 | 2 | 2:01.591 | 33.680 | 36.932 | 50.979 | 243.2 | 1:01:09.747 | 29 | 1 | 2:03.149 | 34.118 | 36.893 | 52.138 | 238.4 | 1:10:10.406 |
| 30 | 2 | 2:01.549 | 33.342 | 36.628 | 51.579 | 241.6 | 1:03:11.296 | 30 | 1 | 2:03.245 | 33.969 | 36.885 | 52.391 | 237.8 | 1:12:13.651 |
| 31 | 2 | 2:04.639 | 34.405 | 37.064 | 53.170 | 244.3 | 1:05:15.935 | | | | | | | | |
| 32 | 2 | 2:02.648 | 33.750 | 36.885 | 52.013 | 242.6 | 1:07:18.583 | | | | | | | | |
| 33 | 2 | 2:01.573 | 33.705 | 36.620 | 51.248 | 240.5 | 1:09:20.156 | | | | | | | | |
| 34 | 2 | 2:01.670 | 33.732 | 36.665 | 51.273 | 241.6 | 1:11:21.826 | | | | | | | | |





Paul Ricard
International GT Open
Race - 1
Lap Analysis



27

1 Nicola De Marco

Lamborghini Huracan GT3 59

1 Martin Kodrić

McLaren 720 s

PRO

2 Nicolas Pohler

Lazarus Racing

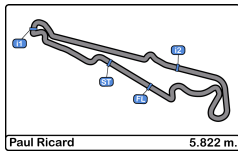
PRO

2 Henrique Chaves

Teo Martín Motorsport

| Lap | D | Time | Sector 1 | Sector 2 | Sector 3 | T. Spd | Elapsed | Lap | D | Time | Sector 1 | Sector 2 | Sector 3 | T. Spd | Elapsed |
|-----|---|------------|----------|----------|----------|--------|-------------|-----|---|------------|----------|----------|----------|--------|-------------|
| 1 | 2 | 2:12.541 | 42.673 | 37.461 | 52.407 | 227.3 | 2:12.541 | 1 | 1 | 2:08.565 | 39.688 | 36.774 | 52.103 | 222.2 | 2:08.565 |
| 2 | 2 | 2:03.149 | 34.153 | 37.034 | 51.962 | 240.5 | 4:15.690 | 2 | 1 | 2:03.206 | 33.839 | 36.940 | 52.427 | 241.6 | 4:11.771 |
| 3 | 2 | 2:02.616 | 34.230 | 36.987 | 51.399 | 240.5 | 6:18.306 | 3 | 1 | 2:02.352 | 34.145 | 36.840 | 51.367 | 242.6 | 6:14.123 |
| 4 | 2 | 2:02.923 | 33.982 | 37.156 | 51.785 | 241.6 | 8:21.229 | 4 | 1 | 2:01.966 | 33.690 | 36.750 | 51.526 | 243.7 | 8:16.089 |
| 5 | 2 | 2:02.390 | 33.918 | 37.094 | 51.378 | 240.5 | 10:23.619 | 5 | 1 | 2:02.465 | 34.002 | 36.933 | 51.530 | 242.1 | 10:18.554 |
| 6 | 2 | 2:02.644 | 33.938 | 37.151 | 51.555 | 242.6 | 12:26.263 | 6 | 1 | 2:02.615 | 33.650 | 36.892 | 52.073 | 242.1 | 12:21.169 |
| 7 | 2 | 2:02.915 | 33.898 | 37.319 | 51.698 | 240.5 | 14:29.178 | 7 | 1 | 2:03.164 | 33.846 | 37.144 | 52.174 | 243.2 | 14:24.333 |
| 8 | 2 | 2:04.012 | 33.957 | 37.245 | 52.810 | 240.5 | 16:33.190 | 8 | 1 | 2:02.213 | 33.781 | 36.781 | 51.651 | 243.2 | 16:26.546 |
| 9 | 2 | 2:03.611 | 33.869 | 37.135 | 52.607 | 238.9 | 18:36.801 | 9 | 1 | 2:02.994 | 33.757 | 36.900 | 52.337 | 242.6 | 18:29.540 |
| 10 | 2 | 2:02.965 | 33.830 | 37.150 | 51.985 | 240.0 | 20:39.766 | 10 | 1 | 2:01.828 | 33.678 | 36.665 | 51.485 | 243.2 | 20:31.368 |
| 11 | 2 | 2:03.104 | 34.063 | 37.251 | 51.790 | 238.9 | 22:42.870 | 11 | 1 | 2:02.708 | 33.820 | 36.688 | 52.200 | 242.1 | 22:34.076 |
| 12 | 2 | 2:02.891 | 33.981 | 37.120 | 51.790 | 241.6 | 24:45.761 | 12 | 1 | 2:02.285 | 34.118 | 36.695 | 51.472 | 243.7 | 24:36.361 |
| 13 | 2 | 2:03.044 | 33.922 | 37.279 | 51.843 | 240.0 | 26:48.805 | 13 | 1 | 2:01.969 | 33.812 | 36.701 | 51.456 | 242.1 | 26:38.330 |
| 14 | 2 | 2:02.941 | 33.786 | 37.170 | 51.985 | 241.6 | 28:51.746 | 14 | 1 | 2:09.200 P | 33.880 | 36.653 | 58.667 | 242.1 | 28:47.530 |
| 15 | 2 | 2:02.683 | 34.110 | 37.061 | 51.512 | 239.4 | 30:54.429 | 15 | 2 | 3:08.158 | 1:40.376 | 36.519 | 51.263 | | 31:55.688 |
| 16 | 2 | 2:02.479 | 33.942 | 36.892 | 51.645 | 239.4 | 32:56.908 | 16 | 2 | 2:01.929 | 33.819 | 36.525 | 51.585 | 238.9 | 33:57.617 |
| 17 | 2 | 2:08.873 P | 33.849 | 37.335 | 57.689 | 240.0 | 35:05.781 | 17 | 2 | 2:01.943 | 33.911 | 36.561 | 51.471 | 242.6 | 35:59.560 |
| 18 | 1 | 3:32.661 | 2:02.664 | 37.470 | 52.527 | | 38:38.442 | 18 | 2 | 2:01.498 | 33.661 | 36.409 | 51.428 | 242.1 | 38:01.058 |
| 19 | 1 | 2:04.010 | 34.425 | 37.296 | 52.289 | 238.4 | 40:42.452 | 19 | 2 | 2:02.410 | 33.963 | 36.635 | 51.812 | 240.5 | 40:03.468 |
| 20 | 1 | 2:03.703 | 34.903 | 37.062 | 51.738 | 242.6 | 42:46.155 | 20 | 2 | 2:03.075 | 33.835 | 37.506 | 51.734 | 242.6 | 42:06.543 |
| 21 | 1 | 2:03.468 | 34.124 | 37.224 | 52.120 | 240.0 | 44:49.623 | 21 | 2 | 2:03.466 | 33.851 | 37.307 | 52.308 | 242.6 | 44:10.009 |
| 22 | 1 | 2:03.345 | 34.029 | 37.363 | 51.953 | 241.0 | 46:52.968 | 22 | 2 | 2:02.667 | 33.614 | 37.113 | 51.940 | 242.1 | 46:12.676 |
| 23 | 1 | 2:04.931 | 34.350 | 37.721 | 52.860 | 239.4 | 48:57.899 | 23 | 2 | 2:01.595 | 33.519 | 36.660 | 51.416 | 241.6 | 48:14.271 |
| 24 | 1 | 2:04.125 | 34.940 | 37.130 | 52.055 | 240.5 | 51:02.024 | 24 | 2 | 2:01.863 | 33.579 | 36.680 | 51.604 | 242.1 | 50:16.134 |
| 25 | 1 | 2:03.342 | 34.139 | 37.140 | 52.063 | 242.1 | 53:05.366 | 25 | 2 | 2:01.874 | 33.698 | 36.705 | 51.471 | 241.6 | 52:18.008 |
| 26 | 1 | 2:03.157 | 33.996 | 37.342 | 51.819 | 242.1 | 55:08.523 | 26 | 2 | 2:01.566 | 33.533 | 36.762 | 51.271 | 242.1 | 54:19.574 |
| 27 | 1 | 2:03.228 | 34.018 | 37.248 | 51.962 | 241.0 | 57:11.751 | 27 | 2 | 2:01.577 | 33.561 | 36.697 | 51.319 | 242.1 | 56:21.151 |
| 28 | 1 | 2:03.435 | 34.102 | 37.247 | 52.086 | 241.6 | 59:15.186 | 28 | 2 | 2:01.367 | 33.534 | 36.654 | 51.179 | 241.6 | 58:22.518 |
| 29 | 1 | 2:03.305 | 34.077 | 37.307 | 51.921 | 240.5 | 1:01:18.491 | 29 | 2 | 2:01.417 | 33.343 | 36.575 | 51.499 | 243.2 | 1:00:23.935 |
| 30 | 1 | 2:02.871 | 34.032 | 37.033 | 51.806 | 239.4 | 1:03:21.362 | 30 | 2 | 2:01.616 | 33.857 | 36.556 | 51.203 | 243.7 | 1:02:25.551 |
| 31 | 1 | 2:02.924 | 33.952 | 37.051 | 51.921 | 241.0 | 1:05:24.286 | 31 | 2 | 2:01.053 | 33.466 | 36.493 | 51.094 | 242.1 | 1:04:26.604 |
| 32 | 1 | 2:02.264 | 33.773 | 36.924 | 51.567 | 241.6 | 1:07:26.550 | 32 | 2 | 2:01.293 | 33.369 | 36.569 | 51.355 | 243.7 | 1:06:27.897 |
| 33 | 1 | 2:03.066 | 34.136 | 37.038 | 51.892 | 240.0 | 1:09:29.616 | 33 | 2 | 2:01.469 | 33.502 | 36.536 | 51.431 | 243.7 | 1:08:29.366 |
| 34 | 1 | 2:02.946 | 34.038 | 37.029 | 51.879 | 241.0 | 1:11:32.562 | 34 | 2 | 2:01.482 | 33.324 | 36.760 | 51.398 | 243.7 | 1:10:30.848 |





Paul Ricard
International GT Open
Race - 1
Lap Analysis



63

1 Albert Costa
 Lamborghini Huracan GT3 EVO

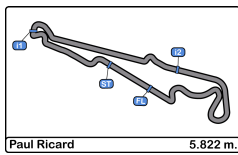
66

1 Kang Ling
 Lamborghini Huracan GT3

PRO 2 Giacomo Altoè Emil Frey Racing PROAM 2 Frederik Schandorff Vincenzo Sospiri Racing

| Lap | D | Time | Sector 1 | Sector 2 | Sector 3 | T. Spd | Elapsed | Lap | D | Time | Sector 1 | Sector 2 | Sector 3 | T. Spd | Elapsed |
|-----|---|------------|----------|----------|----------|--------|-------------|-----|---|------------|----------|----------|----------|--------|-------------|
| 1 | 1 | 2:09.239 | 40.359 | 36.857 | 52.023 | 222.6 | 2:09.239 | 1 | 2 | 2:13.223 | 42.944 | 37.629 | 52.650 | 222.2 | 2:13.223 |
| 2 | 1 | 2:02.289 | 33.807 | 36.790 | 51.692 | 242.1 | 4:11.528 | 2 | 2 | 2:03.430 | 34.187 | 37.019 | 52.224 | 241.0 | 4:16.653 |
| 3 | 1 | 2:02.020 | 33.728 | 36.785 | 51.507 | 242.1 | 6:13.548 | 3 | 2 | 2:03.024 | 33.969 | 37.016 | 52.039 | 241.6 | 6:19.677 |
| 4 | 1 | 2:02.219 | 33.757 | 36.743 | 51.719 | 242.1 | 8:15.767 | 4 | 2 | 2:03.434 | 33.845 | 37.251 | 52.338 | 241.0 | 8:23.111 |
| 5 | 1 | 2:02.117 | 33.827 | 36.837 | 51.453 | 241.6 | 10:17.884 | 5 | 2 | 2:04.147 | 34.047 | 37.076 | 53.024 | 241.6 | 10:27.258 |
| 6 | 1 | 2:02.850 | 33.761 | 37.310 | 51.779 | 241.6 | 12:20.734 | 6 | 2 | 2:03.070 | 33.923 | 37.092 | 52.055 | 241.0 | 12:30.328 |
| 7 | 1 | 2:03.001 | 33.867 | 37.487 | 51.647 | 242.6 | 14:23.735 | 7 | 2 | 2:02.982 | 33.861 | 37.094 | 52.027 | 240.0 | 14:33.310 |
| 8 | 1 | 2:02.356 | 33.933 | 37.010 | 51.413 | 243.2 | 16:26.091 | 8 | 2 | 2:03.526 | 34.576 | 37.044 | 51.906 | 242.6 | 16:36.836 |
| 9 | 1 | 2:03.080 | 33.831 | 37.229 | 52.020 | 242.1 | 18:29.171 | 9 | 2 | 2:02.699 | 33.838 | 36.892 | 51.969 | 241.0 | 18:39.535 |
| 10 | 1 | 2:01.642 | 33.506 | 36.795 | 51.341 | 243.2 | 20:30.813 | 10 | 2 | 2:02.579 | 33.919 | 36.952 | 51.708 | 241.6 | 20:42.114 |
| 11 | 1 | 2:02.867 | 33.952 | 36.883 | 52.032 | 242.1 | 22:33.680 | 11 | 2 | 2:02.940 | 33.907 | 37.028 | 52.005 | 241.6 | 22:45.054 |
| 12 | 1 | 2:02.296 | 34.002 | 36.760 | 51.534 | 243.7 | 24:35.976 | 12 | 2 | 2:02.491 | 33.822 | 37.045 | 51.624 | 241.6 | 24:47.545 |
| 13 | 1 | 2:01.971 | 33.599 | 36.708 | 51.664 | 241.6 | 26:37.947 | 13 | 2 | 2:02.483 | 33.676 | 37.032 | 51.775 | 241.6 | 26:50.028 |
| 14 | 1 | 2:01.847 | 33.661 | 36.735 | 51.451 | 242.1 | 28:39.794 | 14 | 2 | 2:09.690 P | 34.248 | 37.114 | 58.328 | 242.1 | 28:59.718 |
| 15 | 1 | 2:02.079 | 33.838 | 36.755 | 51.486 | 242.6 | 30:41.873 | 15 | 1 | 3:11.400 | 1:42.687 | 36.844 | 51.869 | | 32:11.118 |
| 16 | 1 | 2:01.020 | 33.352 | 36.604 | 51.064 | 240.0 | 32:42.893 | 16 | 1 | 2:02.772 | 34.007 | 36.803 | 51.962 | 238.4 | 34:13.890 |
| 17 | 1 | 2:01.192 | 33.491 | 36.752 | 50.949 | 240.5 | 34:44.085 | 17 | 1 | 2:02.434 | 33.833 | 36.769 | 51.832 | 240.5 | 36:16.324 |
| 18 | 1 | 2:57.938 P | 33.844 | 36.628 | 1:47.466 | 241.6 | 37:42.023 | 18 | 1 | 2:02.585 | 33.830 | 36.750 | 52.005 | 241.0 | 38:18.909 |
| 19 | 2 | 2:20.105 | 50.661 | 37.137 | 52.307 | | 40:02.128 | 19 | 1 | 2:02.563 | 33.825 | 36.761 | 51.977 | 240.5 | 40:21.472 |
| 20 | 2 | 2:02.921 | 34.426 | 37.020 | 51.475 | 241.0 | 42:05.049 | 20 | 1 | 2:02.630 | 33.779 | 36.862 | 51.989 | 240.0 | 42:24.102 |
| 21 | 2 | 2:03.800 | 34.936 | 36.974 | 51.890 | 240.0 | 44:08.849 | 21 | 1 | 2:02.789 | 33.901 | 36.819 | 52.069 | 240.0 | 44:26.891 |
| 22 | 2 | 2:02.482 | 33.834 | 36.820 | 51.828 | 241.0 | 46:11.331 | 22 | 1 | 2:03.948 | 33.963 | 37.419 | 52.566 | 242.6 | 46:30.839 |
| 23 | 2 | 2:02.033 | 33.810 | 36.750 | 51.473 | 240.0 | 48:13.364 | 23 | 1 | 2:03.708 | 34.029 | 36.800 | 52.879 | 241.6 | 48:34.547 |
| 24 | 2 | 2:01.797 | 33.643 | 36.706 | 51.448 | 241.0 | 50:15.161 | 24 | 1 | 2:02.314 | 33.800 | 36.752 | 51.762 | 242.6 | 50:36.861 |
| 25 | 2 | 2:01.717 | 33.574 | 36.640 | 51.503 | 241.0 | 52:16.878 | 25 | 1 | 2:02.307 | 33.690 | 36.853 | 51.764 | 240.0 | 52:39.168 |
| 26 | 2 | 2:01.586 | 33.626 | 36.634 | 51.326 | 241.6 | 54:18.464 | 26 | 1 | 2:02.197 | 33.722 | 36.727 | 51.748 | 242.6 | 54:41.365 |
| 27 | 2 | 2:01.571 | 33.505 | 36.637 | 51.429 | 241.6 | 56:20.035 | 27 | 1 | 2:02.253 | 33.692 | 36.704 | 51.857 | 242.6 | 56:43.618 |
| 28 | 2 | 2:01.539 | 33.566 | 36.615 | 51.358 | 241.0 | 58:21.574 | 28 | 1 | 2:02.434 | 33.697 | 36.816 | 51.921 | 242.1 | 58:46.052 |
| 29 | 2 | 2:01.529 | 33.590 | 36.589 | 51.350 | 241.6 | 1:00:23.103 | 29 | 1 | 2:03.806 | 33.718 | 36.909 | 53.179 | 242.6 | 1:00:49.858 |
| 30 | 2 | 2:01.412 | 33.549 | 36.598 | 51.265 | 242.1 | 1:02:24.515 | 30 | 1 | 2:03.250 | 33.776 | 36.972 | 52.502 | 242.1 | 1:02:53.108 |
| 31 | 2 | 2:01.322 | 33.433 | 36.598 | 51.291 | 241.0 | 1:04:25.837 | 31 | 1 | 2:03.666 | 34.899 | 36.769 | 51.998 | 241.6 | 1:04:56.774 |
| 32 | 2 | 2:01.613 | 33.502 | 36.615 | 51.496 | 242.1 | 1:06:27.450 | 32 | 1 | 2:02.634 | 34.009 | 36.779 | 51.846 | 243.2 | 1:06:59.408 |
| 33 | 2 | 2:01.418 | 33.507 | 36.491 | 51.420 | 241.6 | 1:08:28.868 | 33 | 1 | 2:02.755 | 33.661 | 36.818 | 52.276 | 243.2 | 1:09:02.163 |
| 34 | 2 | 2:01.441 | 33.409 | 36.719 | 51.313 | 242.1 | 1:10:30.309 | 34 | 1 | 2:04.129 | 33.932 | 37.359 | 52.838 | 242.6 | 1:11:06.292 |





Paul Ricard
International GT Open
Race - 1
Lap Analysis



75

1 Kenny Habul Mercedes AMG GT3
 PROAM 2 Thomas Jäger Rowe Racing / SunEnergy1 Racing

90

1 Alberto Di Folco Lamborghini Huracan GT3 EVO
 PROAM 2 Christoph Lenz Raton Racing by Target

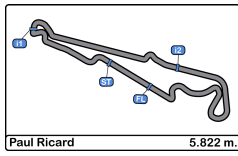
| Lap | D | Time | Sector 1 | Sector 2 | Sector 3 | T. Spd | Elapsed | Lap | D | Time | Sector 1 | Sector 2 | Sector 3 | T. Spd | Elapsed |
|-----|---|------------|----------|----------|----------|--------|-------------|-----|---|------------|----------|----------|----------|--------|-------------|
| 1 | 2 | 2:12.085 | 42.177 | 37.632 | 52.276 | 223.1 | 2:12.085 | 1 | 1 | 2:13.319 | 43.204 | 37.515 | 52.600 | 223.6 | 2:13.319 |
| 2 | 2 | 2:02.885 | 34.008 | 37.147 | 51.730 | 238.9 | 4:14.970 | 2 | 1 | 2:03.590 | 34.479 | 37.000 | 52.111 | 242.1 | 4:16.909 |
| 3 | 2 | 2:02.768 | 33.863 | 37.103 | 51.802 | 239.4 | 6:17.738 | 3 | 1 | 2:03.108 | 34.072 | 36.857 | 52.179 | 242.6 | 6:20.017 |
| 4 | 2 | 2:02.820 | 33.891 | 37.173 | 51.756 | 240.5 | 8:20.558 | 4 | 1 | 2:03.510 | 33.964 | 36.874 | 52.672 | 242.1 | 8:23.527 |
| 5 | 2 | 2:02.057 | 33.582 | 37.027 | 51.448 | 240.0 | 10:22.615 | 5 | 1 | 2:02.477 | 33.957 | 36.824 | 51.696 | 242.6 | 10:26.004 |
| 6 | 2 | 2:02.211 | 33.620 | 37.042 | 51.549 | 240.0 | 12:24.826 | 6 | 1 | 2:01.928 | 33.504 | 36.751 | 51.673 | 240.5 | 12:27.932 |
| 7 | 2 | 2:02.265 | 33.593 | 37.035 | 51.637 | 240.0 | 14:27.091 | 7 | 1 | 2:02.056 | 33.601 | 36.872 | 51.583 | 241.6 | 14:29.988 |
| 8 | 2 | 2:02.470 | 33.715 | 37.087 | 51.668 | 240.0 | 16:29.561 | 8 | 1 | 2:02.169 | 33.658 | 36.796 | 51.715 | 243.2 | 16:32.157 |
| 9 | 2 | 2:02.225 | 33.718 | 36.871 | 51.636 | 240.0 | 18:31.786 | 9 | 1 | 2:01.461 | 33.562 | 36.623 | 51.276 | 240.0 | 18:33.618 |
| 10 | 2 | 2:02.273 | 33.743 | 36.848 | 51.682 | 240.5 | 20:34.059 | 10 | 1 | 2:01.784 | 33.629 | 36.598 | 51.557 | 241.6 | 20:35.402 |
| 11 | 2 | 2:02.038 | 33.657 | 36.846 | 51.535 | 239.4 | 22:36.097 | 11 | 1 | 2:01.492 | 33.670 | 36.653 | 51.169 | 240.0 | 22:36.894 |
| 12 | 2 | 2:03.904 | 35.280 | 37.068 | 51.556 | 239.4 | 24:40.001 | 12 | 1 | 2:03.551 | 34.739 | 37.174 | 51.638 | 242.6 | 24:40.445 |
| 13 | 2 | 2:02.344 | 33.841 | 36.922 | 51.581 | 240.0 | 26:42.345 | 13 | 1 | 2:02.228 | 33.857 | 36.877 | 51.494 | 241.0 | 26:42.673 |
| 14 | 2 | 2:01.861 | 33.679 | 36.834 | 51.348 | 240.5 | 28:44.206 | 14 | 1 | 2:02.140 | 33.859 | 36.674 | 51.607 | 242.1 | 28:44.813 |
| 15 | 2 | 2:02.154 | 33.891 | 36.921 | 51.342 | 240.0 | 30:46.360 | 15 | 1 | 2:02.087 | 33.696 | 36.740 | 51.651 | 240.5 | 30:46.900 |
| 16 | 2 | 2:01.268 | 33.499 | 36.755 | 51.014 | 237.8 | 32:47.628 | 16 | 1 | 2:01.575 | 33.566 | 36.707 | 51.302 | 242.1 | 32:48.475 |
| 17 | 2 | 2:01.444 | 33.453 | 36.787 | 51.204 | 238.9 | 34:49.072 | 17 | 1 | 2:01.576 | 33.612 | 36.637 | 51.327 | 241.0 | 34:50.051 |
| 18 | 2 | 2:02.833 | 33.566 | 36.995 | 52.272 | 238.9 | 36:51.905 | 18 | 1 | 2:02.534 | 33.628 | 36.747 | 52.159 | 242.1 | 36:52.585 |
| 19 | 2 | 2:01.770 | 33.637 | 36.728 | 51.405 | 239.4 | 38:53.675 | 19 | 1 | 3:03.109 P | 34.067 | 36.724 | 1:52.318 | 240.5 | 39:55.694 |
| 20 | 2 | 2:08.898 P | 33.545 | 36.657 | 58.696 | 238.4 | 41:02.573 | 20 | 2 | 2:24.248 | 52.459 | 38.063 | 53.726 | | 42:19.942 |
| 21 | 1 | 3:13.228 | 1:42.561 | 37.517 | 53.150 | | 44:15.801 | 21 | 2 | 2:05.701 | 34.845 | 37.367 | 53.489 | 239.4 | 44:25.643 |
| 22 | 1 | 2:05.240 | 34.451 | 37.940 | 52.849 | 236.3 | 46:21.041 | 22 | 2 | 2:06.813 | 34.829 | 37.529 | 54.455 | 238.4 | 46:32.456 |
| 23 | 1 | 2:04.920 | 34.423 | 37.460 | 53.037 | 234.7 | 48:25.961 | 23 | 2 | 2:05.029 | 34.569 | 37.118 | 53.342 | 238.9 | 48:37.485 |
| 24 | 1 | 2:04.453 | 34.244 | 37.258 | 52.951 | 236.8 | 50:30.414 | 24 | 2 | 2:05.676 | 34.446 | 37.931 | 53.299 | 240.5 | 50:43.161 |
| 25 | 1 | 2:03.939 | 34.123 | 37.271 | 52.545 | 235.2 | 52:34.353 | 25 | 2 | 2:05.284 | 34.431 | 38.041 | 52.812 | 239.4 | 52:48.445 |
| 26 | 1 | 2:03.518 | 33.972 | 37.334 | 52.212 | 239.4 | 54:37.871 | 26 | 2 | 2:04.246 | 34.487 | 37.048 | 52.711 | 240.5 | 54:52.691 |
| 27 | 1 | 2:04.143 | 34.895 | 37.134 | 52.114 | 237.8 | 56:42.014 | 27 | 2 | 2:04.686 | 34.261 | 37.235 | 53.190 | 240.5 | 56:57.377 |
| 28 | 1 | 2:03.323 | 33.928 | 37.165 | 52.230 | 236.3 | 58:45.337 | 28 | 2 | 2:04.320 | 34.271 | 37.311 | 52.738 | 242.1 | 59:01.697 |
| 29 | 1 | 2:03.562 | 33.963 | 37.253 | 52.346 | 235.8 | 1:00:48.899 | 29 | 2 | 2:04.621 | 34.412 | 37.371 | 52.838 | 240.5 | 1:01:06.318 |
| 30 | 1 | 2:03.036 | 33.903 | 37.046 | 52.087 | 234.7 | 1:02:51.935 | 30 | 2 | 2:04.188 | 34.232 | 37.119 | 52.837 | 239.4 | 1:03:10.506 |
| 31 | 1 | 2:02.859 | 33.865 | 37.149 | 51.845 | 235.8 | 1:04:54.794 | 31 | 2 | 2:04.625 | 34.436 | 37.119 | 53.070 | 239.4 | 1:05:15.131 |
| 32 | 1 | 2:03.840 | 34.006 | 37.863 | 51.971 | 237.8 | 1:06:58.634 | 32 | 2 | 2:04.820 | 34.213 | 37.506 | 53.101 | 240.5 | 1:07:19.951 |
| 33 | 1 | 2:02.944 | 33.726 | 37.234 | 51.984 | 236.8 | 1:09:01.578 | 33 | 2 | 2:04.753 | 34.256 | 36.881 | 53.616 | 239.4 | 1:09:24.704 |
| 34 | 1 | 2:04.127 | 34.011 | 37.619 | 52.497 | 237.3 | 1:11:05.705 | 34 | 2 | 2:03.705 | 34.463 | 36.773 | 52.469 | 240.5 | 1:11:28.409 |

93

1 Christopher Froggatt Ferrari 488 GT3
 PROAM 2 Edward Cheever III Spirit of Race / Tempesta Racing

| Lap | D | Time | Sector 1 | Sector 2 | Sector 3 | T. Spd | Elapsed |
|-----|---|------------|----------|----------|----------|--------|-----------|
| 1 | 2 | 2:10.080 | 41.201 | 36.922 | 51.957 | 226.4 | 2:10.080 |
| 2 | 2 | 2:03.321 | 34.250 | 37.279 | 51.792 | 242.6 | 4:13.401 |
| 3 | 2 | 2:03.066 | 34.422 | 37.001 | 51.643 | 244.8 | 6:16.467 |
| 4 | 2 | 2:02.342 | 33.834 | 36.816 | 51.692 | 243.2 | 8:18.809 |
| 5 | 2 | 2:01.991 | 33.627 | 36.650 | 51.714 | 243.7 | 10:20.800 |
| 6 | 2 | 2:02.085 | 33.845 | 36.635 | 51.605 | 243.7 | 12:22.885 |
| 7 | 2 | 2:02.446 | 33.664 | 36.788 | 51.994 | 243.2 | 14:25.331 |
| 8 | 2 | 2:02.496 | 34.147 | 36.766 | 51.583 | 246.5 | 16:27.827 |
| 9 | 2 | 2:02.154 | 33.568 | 36.720 | 51.866 | 243.2 | 18:29.981 |
| 10 | 2 | 2:01.893 | 33.718 | 36.617 | 51.558 | 244.3 | 20:31.874 |
| 11 | 2 | 2:02.960 | 33.755 | 36.781 | 52.424 | 243.2 | 22:34.834 |
| 12 | 2 | 2:06.451 | 36.834 | 37.503 | 52.114 | 244.3 | 24:41.285 |
| 13 | 2 | 2:03.046 | 33.882 | 36.584 | 52.580 | 243.2 | 26:44.331 |
| 14 | 2 | 2:04.579 | 34.604 | 37.614 | 52.361 | 243.7 | 28:48.910 |
| 15 | 2 | 3:09.289 P | 34.617 | 37.533 | 1:57.139 | 242.1 | 31:58.199 |
| 16 | 1 | | 50.771 | 35.962 | | | |





Paul Ricard
International GT Open
Race - 1
Lap Analysis



96

1 Oliver Wilkinson
 Aston Martin GT3 AMR MY2019

99

1 António Coimbra
 Mercedes AMG GT3

PROAM

2 Bradley Ellis

Optimum Motorsport

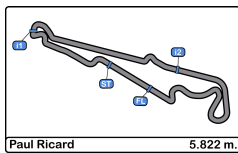
AM

2 Luis Silva

Sports and You

| Lap | D | Time | Sector 1 | Sector 2 | Sector 3 | T. Spd | Elapsed | Lap | D | Time | Sector 1 | Sector 2 | Sector 3 | T. Spd | Elapsed |
|-----|---|------------|----------|----------|----------|--------|-------------|-----|---|------------|----------|----------|----------|--------|-------------|
| 1 | 1 | 2:18.689 | 46.645 | 38.396 | 53.648 | 199.6 | 2:18.689 | 1 | 1 | 2:22.942 | | 1:29.062 | 53.880 | 197.8 | 2:22.942 |
| 2 | 1 | 2:04.165 | 34.405 | 37.257 | 52.503 | 243.2 | 4:22.854 | 2 | 1 | 9:37.498 P | 1:05.580 | 2:03.804 | 6:28.114 | 172.8 | 12:00.440 |
| 3 | 1 | 2:03.937 | 34.342 | 37.008 | 52.587 | 246.0 | 6:26.791 | 3 | 1 | 2:32.478 | 52.343 | 44.802 | 55.333 | | 14:32.918 |
| 4 | 1 | 2:05.443 | 35.674 | 37.166 | 52.603 | 248.2 | 8:32.234 | 4 | 1 | 2:07.946 | 36.813 | 37.571 | 53.562 | 240.0 | 16:40.864 |
| 5 | 1 | 2:03.750 | 34.101 | 37.050 | 52.599 | 243.7 | 10:35.984 | 5 | 1 | 2:05.049 | 35.056 | 37.210 | 52.783 | 241.0 | 18:45.913 |
| 6 | 1 | 2:03.695 | 34.195 | 36.866 | 52.634 | 243.2 | 12:39.679 | 6 | 1 | 2:04.453 | 34.906 | 37.300 | 52.247 | 240.0 | 20:50.366 |
| 7 | 1 | 2:03.597 | 34.093 | 37.078 | 52.426 | 244.8 | 14:43.276 | 7 | 1 | 2:10.395 | 38.271 | 37.769 | 54.355 | 238.9 | 23:00.761 |
| 8 | 1 | 2:03.498 | 34.312 | 37.084 | 52.102 | 244.3 | 16:46.774 | 8 | 1 | 2:04.447 | 34.789 | 37.314 | 52.344 | 242.6 | 25:05.208 |
| 9 | 1 | 2:03.099 | 34.069 | 36.754 | 52.276 | 244.8 | 18:49.873 | 9 | 1 | 2:05.020 | 34.853 | 37.360 | 52.807 | 240.5 | 27:10.228 |
| 10 | 1 | 2:03.325 | 34.271 | 37.043 | 52.011 | 245.4 | 20:53.198 | 10 | 1 | 2:03.972 | 34.680 | 37.139 | 52.153 | 241.6 | 29:14.200 |
| 11 | 1 | 2:03.848 | 34.324 | 36.953 | 52.571 | 243.7 | 22:57.046 | 11 | 1 | 2:03.609 | 34.566 | 36.950 | 52.093 | 238.4 | 31:17.809 |
| 12 | 1 | 2:03.690 | 34.170 | 36.890 | 52.630 | 244.3 | 25:00.736 | 12 | 1 | 2:04.350 | 34.537 | 37.327 | 52.486 | 238.4 | 33:22.159 |
| 13 | 1 | 2:04.212 | 34.337 | 37.215 | 52.660 | 242.6 | 27:04.948 | 13 | 1 | 2:03.415 | 34.424 | 37.127 | 51.864 | 238.4 | 35:25.574 |
| 14 | 1 | 2:10.989 P | 34.153 | 37.137 | 59.699 | 243.7 | 29:15.937 | 14 | 1 | 3:12.793 P | 34.375 | 36.948 | 2:01.470 | 238.4 | 38:38.367 |
| 15 | 2 | 3:09.707 | 1:40.999 | 36.806 | 51.902 | | 32:25.644 | 15 | 2 | 2:27.260 | 54.027 | 38.567 | 54.666 | | 41:05.627 |
| 16 | 2 | 2:02.923 | 33.883 | 36.684 | 52.356 | 241.0 | 34:28.567 | 16 | 2 | 2:06.118 | 35.148 | 37.378 | 53.592 | 238.4 | 43:11.745 |
| 17 | 2 | 2:01.927 | 33.600 | 36.662 | 51.665 | 242.6 | 36:30.494 | 17 | 2 | 2:06.878 | 34.958 | 38.105 | 53.815 | 238.4 | 45:18.623 |
| 18 | 2 | 2:01.832 | 33.570 | 36.593 | 51.669 | 242.6 | 38:32.326 | 18 | 2 | 2:06.908 | 35.219 | 37.626 | 54.063 | 238.4 | 47:25.531 |
| 19 | 2 | 2:02.124 | 33.663 | 36.762 | 51.699 | 242.1 | 40:34.450 | 19 | 2 | 2:06.836 | 34.983 | 37.369 | 54.484 | 238.4 | 49:32.367 |
| 20 | 2 | 2:02.282 | 33.778 | 36.693 | 51.811 | 242.1 | 42:36.732 | 20 | 2 | 2:06.733 | 35.693 | 37.497 | 53.543 | 238.4 | 51:39.100 |
| 21 | 2 | 2:01.703 | 33.602 | 36.551 | 51.550 | 243.2 | 44:38.435 | 21 | 2 | 2:07.619 | 35.101 | 37.398 | 55.120 | 239.4 | 53:46.719 |
| 22 | 2 | 2:01.729 | 33.481 | 36.554 | 51.694 | 243.2 | 46:40.164 | 22 | 2 | 2:06.834 | 35.213 | 37.515 | 54.106 | 240.5 | 55:53.553 |
| 23 | 2 | 2:02.147 | 33.570 | 36.735 | 51.842 | 242.1 | 48:42.311 | 23 | 2 | 2:05.755 | 35.103 | 37.178 | 53.474 | 239.4 | 57:59.308 |
| 24 | 2 | 2:01.916 | 33.657 | 36.651 | 51.608 | 243.7 | 50:44.227 | 24 | 2 | 2:06.213 | 34.955 | 37.177 | 54.081 | 239.4 | 1:00:05.521 |
| 25 | 2 | 2:02.455 | 33.787 | 36.944 | 51.724 | 243.2 | 52:46.682 | 25 | 2 | 2:05.532 | 35.067 | 37.063 | 53.402 | 238.4 | 1:02:11.053 |
| 26 | 2 | 2:02.003 | 33.877 | 36.617 | 51.509 | 243.2 | 54:48.685 | 26 | 2 | 2:05.618 | 34.907 | 37.588 | 53.123 | 236.3 | 1:04:16.671 |
| 27 | 2 | 2:02.414 | 33.790 | 36.839 | 51.785 | 242.6 | 56:51.099 | 27 | 2 | 2:06.070 | 35.010 | 37.403 | 53.657 | 240.5 | 1:06:22.741 |
| 28 | 2 | 2:02.232 | 33.751 | 36.537 | 51.944 | 242.6 | 58:53.331 | 28 | 2 | 2:10.233 | 35.603 | 37.471 | 57.159 | 239.4 | 1:08:32.974 |
| 29 | 2 | 2:02.172 | 33.858 | 36.707 | 51.607 | 242.6 | 1:00:55.503 | 29 | 2 | 2:06.649 | 34.935 | 37.186 | 54.528 | 240.5 | 1:10:39.623 |
| 30 | 2 | 2:02.100 | 33.681 | 36.671 | 51.748 | 242.6 | 1:02:57.603 | | | | | | | | |
| 31 | 2 | 2:01.880 | 33.647 | 36.641 | 51.592 | 242.1 | 1:04:59.483 | | | | | | | | |
| 32 | 2 | 2:01.785 | 33.518 | 36.615 | 51.652 | 244.3 | 1:07:01.268 | | | | | | | | |
| 33 | 2 | 2:01.835 | 33.589 | 36.624 | 51.622 | 244.3 | 1:09:03.103 | | | | | | | | |
| 34 | 2 | 2:03.633 | 33.620 | 36.877 | 53.136 | 245.4 | 1:11:06.736 | | | | | | | | |





Paul Ricard
International GT Open
Race - 1
Analysis by Lap



Paul Ricard 5.822 m.

Num Lap Time Gap

Lap 1

| | | |
|----|----------|----------|
| 16 | 2:07.162 | |
| 6 | 2:07.992 | 00.830 |
| 59 | 2:08.565 | 01.403 |
| 63 | 2:09.239 | 02.077 |
| 10 | 2:09.918 | 02.756 |
| 93 | 2:10.080 | 02.918 |
| 17 | 2:10.807 | 03.645 |
| 75 | 2:12.085 | 04.923 |
| 27 | 2:12.541 | 05.379 |
| 66 | 2:13.223 | 06.061 |
| 90 | 2:13.319 | 06.157 |
| 26 | 2:14.039 | 06.877 |
| 8 | 2:14.695 | 07.533 |
| 19 | 2:15.322 | 08.160 |
| 9 | 2:16.144 | 08.982 |
| 12 | 2:16.387 | 09.225 |
| 20 | 2:17.073 | 09.911 |
| 96 | 2:18.689 | 11.527 |
| 21 | 2:19.922 | 12.760 |
| 25 | 2:22.027 | 14.865 |
| 99 | 2:22.942 | 15.780 |
| 7 | 3:24.602 | 1:17.440 |

Num Lap Time Gap

Lap 2

| | | |
|----|----------|--------|
| 16 | 2:01.892 | |
| 6 | 2:02.761 | 01.699 |
| 63 | 2:02.289 | 02.474 |
| 59 | 2:03.206 | 02.717 |
| 10 | 2:03.195 | 04.059 |
| 93 | 2:03.321 | 04.347 |
| 17 | 2:03.273 | 05.026 |
| 75 | 2:02.885 | 05.916 |
| 27 | 2:03.149 | 06.636 |
| 66 | 2:03.430 | 07.599 |
| 90 | 2:03.590 | 07.855 |
| 26 | 2:03.424 | 08.409 |
| 8 | 2:04.493 | 10.134 |
| 19 | 2:04.210 | 10.478 |
| 9 | 2:04.424 | 11.514 |

Num Lap Time Gap

Lap 3

| | | |
|----|----------|----------|
| 20 | 2:04.464 | 12.483 |
| 12 | 2:05.932 | 13.265 |
| 96 | 2:04.165 | 13.800 |
| 21 | 2:04.876 | 15.744 |
| 25 | 2:05.807 | 18.780 |
| 7 | 2:21.655 | 1:37.203 |

Num Lap Time Gap

Lap 4

| | | |
|----|----------|----------|
| 16 | 2:01.238 | |
| 6 | 2:02.272 | 02.733 |
| 63 | 2:02.020 | 03.256 |
| 59 | 2:02.352 | 03.831 |
| 10 | 2:02.809 | 05.630 |
| 93 | 2:03.066 | 06.175 |
| 17 | 2:02.802 | 06.590 |
| 75 | 2:02.768 | 07.446 |
| 27 | 2:02.616 | 08.014 |
| 66 | 2:03.024 | 09.385 |
| 90 | 2:03.108 | 09.725 |
| 26 | 2:03.137 | 10.308 |
| 8 | 2:03.987 | 12.883 |
| 19 | 2:04.272 | 13.512 |
| 9 | 2:05.151 | 15.427 |
| 20 | 2:04.354 | 15.599 |
| 12 | 2:03.793 | 15.820 |
| 96 | 2:03.937 | 16.499 |
| 21 | 2:04.616 | 19.122 |
| 25 | 2:05.763 | 23.305 |
| 7 | 2:05.221 | 1:41.186 |

Num Lap Time Gap

Lap 5

| | | |
|----|----------|----------|
| 16 | 2:01.457 | |
| 6 | 2:02.124 | 04.214 |
| 63 | 2:02.117 | 04.527 |
| 59 | 2:02.465 | 05.197 |
| 10 | 2:01.933 | 06.718 |
| 93 | 2:01.991 | 07.443 |
| 17 | 2:02.161 | 08.139 |
| 75 | 2:02.057 | 09.258 |
| 27 | 2:02.390 | 10.262 |
| 90 | 2:02.477 | 12.647 |
| 66 | 2:04.147 | 13.901 |
| 26 | 2:03.984 | 14.555 |
| 19 | 2:03.049 | 17.464 |
| 8 | 2:03.706 | 18.828 |
| 20 | 2:03.244 | 19.430 |
| 12 | 2:03.941 | 20.915 |
| 96 | 2:03.750 | 22.627 |
| 9 | 2:04.055 | 23.306 |
| 21 | 2:03.669 | 23.834 |
| 25 | 2:04.782 | 29.997 |
| 7 | 2:04.503 | 1:46.443 |

Num Lap Time Gap

Lap 6

| | | |
|----|----------|--------|
| 16 | 2:01.769 | |
| 6 | 2:02.831 | 05.276 |
| 63 | 2:02.850 | 05.608 |
| 59 | 2:02.615 | 06.043 |

Num Lap Time Gap

Lap 7

| | | |
|----|----------|----------|
| 10 | 2:02.102 | 07.051 |
| 93 | 2:02.085 | 07.759 |
| 17 | 2:02.044 | 08.414 |
| 75 | 2:02.211 | 09.700 |
| 27 | 2:02.644 | 11.137 |
| 90 | 2:01.928 | 12.806 |
| 66 | 2:03.070 | 15.202 |
| 26 | 2:02.840 | 15.626 |
| 19 | 2:02.949 | 18.644 |
| 8 | 2:03.732 | 20.791 |
| 20 | 2:03.735 | 21.396 |
| 12 | 2:03.795 | 22.941 |
| 96 | 2:03.695 | 24.553 |
| 21 | 2:04.040 | 26.105 |
| 9 | 2:05.603 | 27.140 |
| 25 | 2:04.700 | 32.928 |
| 7 | 2:03.575 | 1:48.249 |

Num Lap Time Gap

Lap 8

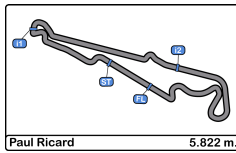
| | | |
|----|----------|--------|
| 16 | 2:01.673 | |
| 6 | 2:02.337 | 07.418 |
| 63 | 2:02.356 | 07.845 |
| 59 | 2:02.213 | 08.300 |
| 93 | 2:02.496 | 09.581 |
| 10 | 2:03.283 | 10.128 |
| 17 | 2:03.178 | 10.606 |
| 75 | 2:02.470 | 11.315 |
| 90 | 2:02.169 | 13.911 |
| 27 | 2:04.012 | 14.944 |
| 66 | 2:03.526 | 18.590 |
| 26 | 2:03.367 | 18.947 |
| 19 | 2:03.530 | 22.263 |
| 99 | 2:07.946 | 4 Laps |
| 8 | 2:03.422 | 25.083 |
| 20 | 2:03.446 | 25.652 |
| 12 | 2:03.693 | 27.368 |
| 96 | 2:03.498 | 28.528 |
| 21 | 2:03.750 | 30.644 |
| 9 | 2:05.053 | 33.904 |
| 25 | 2:03.967 | 37.905 |

Num Lap Time Gap

Lap 9

| | | |
|----|----------|--------|
| 16 | 2:01.716 | |
| 6 | 2:02.809 | 08.511 |
| 63 | 2:03.080 | 09.209 |
| 59 | 2:02.994 | 09.578 |
| 93 | 2:02.154 | 10.019 |
| 10 | 2:02.384 | 10.796 |
| 17 | 2:02.311 | 11.201 |
| 75 | 2:02.225 | 11.824 |
| 90 | 2:01.461 | 13.656 |
| 27 | 2:03.611 | 16.839 |
| 66 | 2:02.699 | 19.573 |
| 26 | 2:03.016 | 20.247 |
| 19 | 2:03.461 | 24.008 |
| 99 | 2:05.049 | 4 Laps |
| 8 | 2:03.424 | 26.791 |
| 20 | 2:03.441 | 27.377 |





Paul Ricard
International GT Open
Race - 1



Analysis by Lap

| | | |
|----------|-----------------|--------------|
| 12 | 2:03.699 | 29.351 |
| 96 | 2:03.099 | 29.911 |
| 21 | 2:03.450 | 32.378 |
| 9 | 2:04.226 | 36.414 |
| 25 | 2:03.994 | 40.183 |
| 7 | 3:59.772 | 1 Lap |

Num Lap Time Gap

Lap 10

| | | |
|-----------|-----------------|---------------|
| 16 | 2:01.688 | |
| 6 | 2:02.032 | 08.855 |
| 63 | 2:01.642 | 09.163 |
| 59 | 2:01.828 | 09.718 |
| 93 | 2:01.893 | 10.224 |
| 10 | 2:01.840 | 10.948 |
| 17 | 2:02.073 | 11.586 |
| 75 | 2:02.273 | 12.409 |
| 90 | 2:01.784 | 13.752 |
| 27 | 2:02.965 | 18.116 |
| 66 | 2:02.579 | 20.464 |
| 26 | 2:02.781 | 21.340 |
| 19 | 2:02.937 | 25.257 |
| 99 | 2:04.453 | 4 Laps |
| 8 | 2:04.198 | 29.301 |
| 20 | 2:04.357 | 30.046 |
| 96 | 2:03.325 | 31.548 |
| 12 | 2:04.778 | 32.441 |
| 21 | 2:04.051 | 34.741 |
| 9 | 2:04.162 | 38.888 |
| 25 | 2:04.045 | 42.540 |

Num Lap Time Gap

Lap 11

| | | |
|----------|-----------------|---------------|
| 16 | 2:01.916 | |
| 7 | 2:20.506 | 2 Laps |
| 6 | 2:03.018 | 09.957 |
| 63 | 2:02.867 | 10.114 |
| 59 | 2:02.708 | 10.510 |
| 93 | 2:02.960 | 11.268 |
| 10 | 2:02.739 | 11.771 |
| 17 | 2:02.208 | 11.878 |
| 75 | 2:02.038 | 12.531 |
| 90 | 2:01.492 | 13.328 |

| | | |
|-----------|-----------------|---------------|
| 27 | 2:03.104 | 19.304 |
| 66 | 2:02.940 | 21.488 |
| 26 | 2:03.023 | 22.447 |
| 19 | 2:02.933 | 26.274 |
| 8 | 2:03.979 | 31.364 |
| 20 | 2:03.990 | 32.120 |
| 96 | 2:03.848 | 33.480 |
| 12 | 2:05.206 | 35.731 |
| 21 | 2:03.744 | 36.569 |
| 99 | 2:10.395 | 4 Laps |
| 9 | 2:04.500 | 41.472 |
| 25 | 2:04.182 | 44.806 |

Num Lap Time Gap

Lap 12

| | | |
|-----------|-----------------|---------------|
| 16 | 2:01.771 | |
| 7 | 2:04.048 | 2 Laps |
| 6 | 2:01.976 | 10.162 |
| 63 | 2:02.296 | 10.639 |
| 59 | 2:02.285 | 11.024 |
| 17 | 2:03.331 | 13.438 |
| 10 | 2:04.305 | 14.305 |
| 75 | 2:03.904 | 14.664 |
| 90 | 2:03.551 | 15.108 |
| 93 | 2:06.451 | 15.948 |
| 27 | 2:02.891 | 20.424 |
| 66 | 2:02.491 | 22.208 |
| 26 | 2:03.040 | 23.716 |
| 19 | 2:02.647 | 27.150 |
| 8 | 2:03.409 | 33.002 |
| 20 | 2:03.352 | 33.701 |
| 96 | 2:03.690 | 35.399 |
| 12 | 2:03.137 | 37.097 |
| 21 | 2:03.468 | 38.266 |
| 99 | 2:04.447 | 4 Laps |
| 9 | 2:04.332 | 44.033 |
| 25 | 2:04.168 | 47.203 |

Num Lap Time Gap

Lap 13

| | | |
|----|----------|--------|
| 16 | 2:01.432 | |
| 6 | 2:01.937 | 10.667 |
| 63 | 2:01.971 | 11.178 |

| | | |
|----|----------|--------|
| 59 | 2:01.969 | 11.561 |
| 17 | 2:01.573 | 13.579 |
| 10 | 2:02.194 | 15.067 |
| 75 | 2:02.344 | 15.576 |
| 90 | 2:02.228 | 15.904 |
| 93 | 2:03.046 | 17.562 |
| 27 | 2:03.044 | 22.036 |
| 66 | 2:02.483 | 23.259 |
| 19 | 2:03.198 | 28.916 |
| 8 | 2:03.826 | 35.396 |
| 20 | 2:03.828 | 36.097 |
| 96 | 2:04.212 | 38.179 |

Num Lap Time Gap

Lap 14

| | | |
|-----------|-----------------|---------------|
| 12 | 2:03.693 | 39.358 |
| 21 | 2:05.128 | 41.962 |
| 26 | 2:20.397 | 42.681 |
| 99 | 2:05.020 | 4 Laps |
| 9 | 2:04.190 | 46.791 |
| 25 | 2:04.515 | 50.286 |

Num Lap Time Gap

Lap 15

| | | |
|-----------|-----------------|---------------|
| 16 | 2:01.675 | |
| 6 | 2:02.004 | 10.996 |
| 63 | 2:01.847 | 11.350 |
| 10 | 2:01.749 | 15.141 |
| 75 | 2:01.861 | 15.762 |
| 90 | 2:02.140 | 16.369 |
| 59 | 2:09.200 | 19.086 |
| 93 | 2:04.579 | 20.466 |
| 17 | 2:09.112 | 21.016 |
| 27 | 2:02.941 | 23.302 |
| 66 | 2:09.690 | 31.274 |
| 12 | 2:03.327 | 41.010 |
| 99 | 2:03.972 | 4 Laps |
| 96 | 2:10.989 | 47.493 |
| 9 | 2:03.341 | 48.457 |
| 25 | 2:12.239 | 1:00.850 |
| 19 | 3:03.084 | 1:30.325 |
| 20 | 3:00.893 | 1:35.315 |
| 8 | 3:08.734 | 1:42.455 |
| 21 | 3:02.976 | 1:43.263 |

Num Lap Time Gap

Lap 16

| | | |
|-----------|-----------------|---------------|
| 16 | 2:01.679 | |
| 25 | 3:06.892 | 1 Lap |
| 63 | 2:01.020 | 10.044 |
| 10 | 2:01.578 | 13.699 |
| 75 | 2:01.268 | 14.779 |
| 90 | 2:01.575 | 15.626 |
| 27 | 2:02.479 | 24.059 |
| 99 | 2:04.350 | 4 Laps |
| 6 | 2:18.035 | 1:24.359 |
| 59 | 2:01.929 | 1:24.768 |
| 17 | 2:01.586 | 1:25.450 |
| 66 | 2:02.772 | 1:41.041 |
| 19 | 2:02.700 | 1:49.550 |
| 20 | 2:01.430 | 1:51.095 |
| 9 | 3:04.981 | 1:53.059 |
| 96 | 2:02.923 | 1:55.718 |
| 8 | 2:03.049 | 2:02.219 |

Num Lap Time Gap

Lap 15

| | | |
|-----------|-----------------|---------------|
| 16 | 2:02.726 | |
| 63 | 2:02.079 | 10.703 |
| 10 | 2:01.385 | 13.800 |
| 75 | 2:02.154 | 15.190 |
| 90 | 2:02.087 | 15.730 |
| 26 | 3:43.648 | 1 Lap |
| 27 | 2:02.683 | 23.259 |
| 99 | 2:03.609 | 4 Laps |
| 12 | 2:11.130 | 49.414 |
| 9 | 2:04.026 | 49.757 |
| 6 | 2:59.733 | 1:08.003 |
| 59 | 3:08.158 | 1:24.518 |
| 17 | 3:07.253 | 1:25.543 |
| 93 | 3:09.289 | 1:27.029 |
| 66 | 3:11.400 | 1:39.948 |
| 19 | 2:20.930 | 1:48.529 |
| 20 | 2:18.755 | 1:51.344 |
| 96 | 3:09.707 | 1:54.474 |
| 8 | 2:21.120 | 2:00.849 |
| 21 | 2:20.648 | 2:01.185 |

Num Lap Time Gap

Lap 16

| | | |
|-----------|-----------------|---------------|
| 16 | 2:01.679 | |
| 25 | 3:06.892 | 1 Lap |
| 63 | 2:01.020 | 10.044 |
| 10 | 2:01.578 | 13.699 |
| 75 | 2:01.268 | 14.779 |
| 90 | 2:01.575 | 15.626 |
| 27 | 2:02.479 | 24.059 |
| 99 | 2:04.350 | 4 Laps |
| 6 | 2:18.035 | 1:24.359 |
| 59 | 2:01.929 | 1:24.768 |
| 17 | 2:01.586 | 1:25.450 |
| 66 | 2:02.772 | 1:41.041 |
| 19 | 2:02.700 | 1:49.550 |
| 20 | 2:01.430 | 1:51.095 |
| 9 | 3:04.981 | 1:53.059 |
| 96 | 2:02.923 | 1:55.718 |
| 8 | 2:03.049 | 2:02.219 |

Num Lap Time Gap

Lap 17

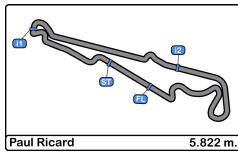
| | | |
|-----------|-----------------|---------------|
| 16 | 2:02.843 | |
| 25 | 2:02.531 | 1 Lap |
| 12 | 3:21.898 | 1 Lap |
| 63 | 2:01.192 | 08.393 |
| 10 | 2:01.324 | 12.180 |
| 75 | 2:01.444 | 13.380 |
| 90 | 2:01.576 | 14.359 |
| 27 | 2:08.873 | 30.089 |
| 99 | 2:03.415 | 4 Laps |
| 6 | 2:01.790 | 1:23.306 |
| 59 | 2:01.943 | 1:23.868 |
| 17 | 2:01.882 | 1:24.489 |
| 66 | 2:02.434 | 1:40.632 |
| 19 | 2:02.556 | 1:49.263 |
| 20 | 2:01.477 | 1:49.729 |
| 96 | 2:01.927 | 1:54.802 |
| 8 | 2:02.859 | 2:02.235 |
| 21 | 2:02.993 | 2:02.645 |
| 25 | 2:01.955 | 2:04.980 |
| 12 | 2:02.777 | 2:09.567 |

Num Lap Time Gap

Lap 18

| | | |
|-----------|-----------------|---------------|
| 16 | 2:10.990 | |
| 10 | 2:03.622 | 04.812 |
| 75 | 2:02.833 | 05.223 |
| 9 | 2:26.534 | 1 Lap |
| 90 | 2:02.534 | 05.903 |
| 63 | 2:57.938 | 55.341 |
| 6 | 2:01.680 | 1:13.996 |
| 59 | 2:01.498 | 1:14.376 |
| 17 | 2:01.802 | 1:15.301 |
| 66 | 2:02.585 | 1:32.227 |
| 20 | 2:01.755 | 1:40.494 |
| 19 | 2:03.178 | 1:41.451 |
| 96 | 2:01.832 | 1:45.644 |
| 99 | 3:12.793 | 4 Laps |
| 27 | 3:32.661 | 1:51.760 |
| 21 | 2:02.573 | 1:54.228 |



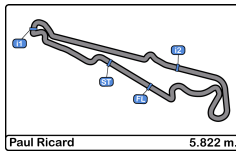


Paul Ricard
International GT Open
Race - 1
Analysis by Lap



| Num | Lap Time | Gap | Num | Lap Time | Gap | Num | Lap Time | Gap | Num | Lap Time | Gap | | | |
|---------------|-----------------|------------|---------------|-----------------|------------|---------------|-----------------|------------|---------------|-----------------|------------|---------------|-----------------|------------|
| 8 | 2:03.958 | 1:55.203 | 27 | 2:03.703 | 1:43.582 | 19 | 2:01.727 | 25.432 | 20 | 2:01.098 | 19.881 | 6 | 2:03.042 | 09.544 |
| 25 | 2:02.195 | 1:56.185 | 8 | 2:02.401 | 1:44.635 | 96 | 2:01.729 | 28.833 | 66 | 2:02.314 | 21.700 | 16 | 2:02.715 | 09.967 |
| 12 | 2:02.630 | 2:01.207 | 25 | 2:02.324 | 1:45.080 | 21 | 2:01.065 | 35.256 | 19 | 2:02.105 | 25.776 | 75 | 2:03.518 | 19.407 |
| Num | Lap Time | Gap | 12 | 2:02.902 | 1:50.907 | 27 | 2:03.345 | 41.637 | 90 | 2:05.676 | 28.000 | 20 | 2:01.797 | 19.673 |
| Lap 19 | | | 9 | 2:03.916 | 2:02.995 | 8 | 2:03.005 | 42.517 | 96 | 2:01.916 | 29.066 | 66 | 2:02.197 | 22.901 |
| 10 | 2:01.002 | | 99 | 2:06.118 | 4 Laps | 25 | 2:02.929 | 42.709 | 21 | 2:01.304 | 34.667 | 19 | 2:01.212 | 25.044 |
| 75 | 2:01.770 | 01.179 | 26 | 2:04.446 | 4 Laps | 12 | 2:03.161 | 48.363 | 8 | 2:02.830 | 41.802 | 96 | 2:02.003 | 30.221 |
| 9 | 2:04.367 | 1 Lap | Num | Lap Time | Gap | 9 | 2:03.558 | 1:01.767 | 25 | 2:02.791 | 45.891 | 90 | 2:04.246 | 34.227 |
| 90 | 3:03.109 | 1:03.198 | Lap 21 | | 99 | 2:06.908 | 4 Laps | 27 | 2:04.125 | 46.863 | 21 | 2:01.367 | 34.795 | |
| 16 | 3:15.011 | 1:09.197 | 63 | 2:03.800 | | 26 | 2:03.799 | 4 Laps | 12 | 2:02.890 | 50.119 | 8 | 2:02.548 | 43.980 |
| 63 | 2:20.105 | 1:09.632 | 6 | 2:03.663 | 00.590 | Num | Lap Time | Gap | 9 | 2:03.129 | 1:04.567 | 25 | 2:01.145 | 45.079 |
| 6 | 2:02.276 | 1:10.458 | 59 | 2:03.466 | 01.160 | Lap 23 | | | 99 | 2:06.733 | 4 Laps | 27 | 2:03.157 | 50.059 |
| 59 | 2:02.410 | 1:10.972 | 10 | 2:22.827 | 01.589 | 63 | 2:02.033 | | 26 | 2:03.439 | 4 Laps | 12 | 2:03.102 | 52.638 |
| 17 | 2:02.027 | 1:11.514 | 17 | 2:03.586 | 02.282 | 59 | 2:01.595 | 00.907 | Num | Lap Time | Gap | 9 | 2:02.746 | 1:06.895 |
| 66 | 2:02.563 | 1:28.976 | 16 | 2:04.689 | 03.004 | 17 | 2:02.759 | 03.355 | Lap 25 | | | 26 | 2:03.274 | 4 Laps |
| 20 | 2:00.783 | 1:35.463 | 75 | 3:13.228 | 06.952 | 6 | 2:04.141 | 04.294 | 63 | 2:01.717 | | 99 | 2:06.834 | 4 Laps |
| 19 | 2:01.726 | 1:37.363 | 90 | 2:05.701 | 16.794 | 10 | 2:03.338 | 04.566 | 59 | 2:01.874 | 01.130 | Num | Lap Time | Gap |
| 96 | 2:02.124 | 1:41.954 | 66 | 2:02.789 | 18.042 | 16 | 2:03.560 | 05.828 | 17 | 2:01.412 | 02.877 | 99 | 2:06.834 | 4 Laps |
| 27 | 2:04.010 | 1:49.956 | 20 | 2:00.660 | 20.900 | 75 | 2:04.920 | 12.597 | 10 | 2:02.304 | 06.502 | Lap 27 | | |
| 21 | 2:01.741 | 1:50.155 | 19 | 2:03.136 | 26.187 | 20 | 2:02.344 | 20.580 | 6 | 2:03.402 | 08.088 | 63 | 2:01.571 | |
| 8 | 2:02.922 | 1:52.311 | 96 | 2:01.703 | 29.586 | 66 | 2:03.708 | 21.183 | 16 | 2:02.929 | 08.838 | 59 | 2:01.577 | 01.116 |
| 25 | 2:02.462 | 1:52.833 | 21 | 2:01.343 | 36.673 | 90 | 2:05.029 | 24.121 | 75 | 2:03.939 | 17.475 | 17 | 2:01.719 | 02.819 |
| 12 | 2:02.689 | 1:58.082 | 27 | 2:03.468 | 40.774 | 19 | 2:02.069 | 25.468 | 20 | 2:01.298 | 19.462 | 10 | 2:01.368 | 06.448 |
| 9 | 2:04.843 | 2:09.156 | 8 | 2:03.635 | 41.994 | 96 | 2:02.147 | 28.947 | 66 | 2:02.307 | 22.290 | 6 | 2:02.833 | 10.806 |
| Num | Lap Time | Gap | 25 | 2:03.458 | 42.262 | 21 | 2:01.937 | 35.160 | 19 | 2:01.359 | 25.418 | 16 | 2:02.894 | 11.290 |
| Lap 20 | | | 12 | 2:03.053 | 47.684 | 8 | 2:00.285 | 40.769 | 96 | 2:02.455 | 29.804 | 20 | 2:01.416 | 19.518 |
| 75 | 2:08.898 | | 9 | 2:03.972 | 1:00.691 | 27 | 2:04.931 | 44.535 | 90 | 2:05.284 | 31.567 | 75 | 2:04.143 | 21.979 |
| 99 | 2:27.260 | 5 Laps | 99 | 2:06.878 | 4 Laps | 25 | 2:04.221 | 44.897 | 21 | 2:02.064 | 35.014 | 66 | 2:02.253 | 23.583 |
| 26 | 10:28.674 | 5 Laps | 26 | 2:04.107 | 4 Laps | 12 | 2:02.696 | 49.026 | 8 | 2:02.933 | 43.018 | 19 | 2:01.486 | 24.959 |
| 10 | 2:55.115 | 45.038 | Num | Lap Time | Gap | 9 | 2:03.501 | 1:03.235 | 25 | 2:01.346 | 45.520 | 96 | 2:02.414 | 31.064 |
| 63 | 2:02.921 | 1:02.476 | Lap 22 | | 99 | 2:06.836 | 4 Laps | 27 | 2:03.342 | 48.488 | 21 | 2:03.344 | 36.568 | |
| 6 | 2:02.822 | 1:03.203 | 63 | 2:02.482 | | 26 | 2:03.685 | 4 Laps | 12 | 2:02.720 | 51.122 | 90 | 2:04.686 | 37.342 |
| 59 | 2:03.075 | 1:03.970 | 59 | 2:02.667 | 01.345 | Num | Lap Time | Gap | 9 | 2:02.885 | 1:05.735 | 8 | 2:02.952 | 45.361 |
| 16 | 2:05.471 | 1:04.591 | 6 | 2:04.078 | 02.186 | Lap 24 | | | 26 | 2:05.201 | 4 Laps | 25 | 2:02.085 | 45.593 |
| 17 | 2:03.535 | 1:04.972 | 17 | 2:02.829 | 02.629 | 63 | 2:01.797 | | 99 | 2:07.619 | 4 Laps | 27 | 2:03.228 | 51.716 |
| 90 | 2:24.248 | 1:17.369 | 10 | 2:04.154 | 03.261 | 59 | 2:01.863 | 00.973 | Num | Lap Time | Gap | 12 | 2:03.127 | 54.194 |
| 66 | 2:02.630 | 1:21.529 | 16 | 2:03.779 | 04.301 | 17 | 2:01.624 | 03.182 | Lap 26 | | | 9 | 2:03.606 | 1:08.930 |
| 20 | 2:01.130 | 1:26.516 | 75 | 2:05.240 | 09.710 | 10 | 2:03.146 | 05.915 | 63 | 2:01.586 | | 26 | 2:02.582 | 4 Laps |
| 19 | 2:02.041 | 1:29.327 | 66 | 2:03.948 | 19.508 | 6 | 2:03.906 | 06.403 | 59 | 2:01.566 | 01.110 | 99 | 2:05.755 | 4 Laps |
| 96 | 2:02.282 | 1:34.159 | 20 | 2:01.851 | 20.269 | 16 | 2:03.595 | 07.626 | 17 | 2:01.380 | 02.671 | Num | Lap Time | Gap |
| 21 | 2:01.528 | 1:41.606 | 90 | 2:06.813 | 21.125 | 75 | 2:04.453 | 15.253 | 10 | 2:01.735 | 06.651 | Lap 28 | | |
| | | | | | | | | | | | | 63 | 2:01.539 | |





Paul Ricard
International GT Open
Race - 1
Analysis by Lap



Paul Ricard 5.822 m

| | | |
|----|----------|----------|
| 59 | 2:01.367 | 00.944 |
| 17 | 2:01.528 | 02.808 |
| 10 | 2:01.502 | 06.411 |
| 6 | 2:02.779 | 12.046 |
| 16 | 2:03.122 | 12.873 |
| 20 | 2:00.606 | 18.585 |
| 75 | 2:03.323 | 23.763 |
| 66 | 2:02.434 | 24.478 |
| 19 | 2:01.892 | 25.312 |
| 96 | 2:02.232 | 31.757 |
| 21 | 2:01.537 | 36.566 |
| 90 | 2:04.320 | 40.123 |
| 8 | 2:02.337 | 46.159 |
| 25 | 2:02.528 | 46.582 |
| 27 | 2:03.435 | 53.612 |
| 12 | 2:03.077 | 55.732 |
| 9 | 2:04.202 | 1:11.593 |
| 26 | 2:02.923 | 4 Laps |
| 99 | 2:06.213 | 4 Laps |

Num Lap Time Gap

Lap 29

| | | |
|----|----------|----------|
| 63 | 2:01.529 | |
| 59 | 2:01.417 | 00.832 |
| 17 | 2:01.426 | 02.705 |
| 10 | 2:01.998 | 06.880 |
| 6 | 2:02.453 | 12.970 |
| 16 | 2:02.922 | 14.266 |
| 20 | 2:00.407 | 17.463 |
| 75 | 2:03.562 | 25.796 |
| 66 | 2:03.806 | 26.755 |
| 19 | 2:03.233 | 27.016 |
| 96 | 2:02.172 | 32.400 |
| 21 | 2:01.298 | 36.335 |
| 90 | 2:04.621 | 43.215 |
| 8 | 1:59.824 | 44.454 |
| 25 | 2:01.591 | 46.644 |
| 27 | 2:03.305 | 55.388 |
| 12 | 2:03.076 | 57.279 |
| 9 | 2:02.971 | 1:13.035 |
| 26 | 2:03.130 | 4 Laps |
| 99 | 2:05.532 | 4 Laps |

Num Lap Time Gap

Lap 30

| | | |
|----|----------|----------|
| 63 | 2:01.412 | |
| 59 | 2:01.616 | 01.036 |
| 17 | 2:01.320 | 02.613 |
| 10 | 2:01.522 | 06.990 |
| 6 | 2:02.832 | 14.390 |
| 16 | 2:02.401 | 15.255 |
| 20 | 2:00.772 | 16.823 |
| 75 | 2:03.036 | 27.420 |
| 66 | 2:03.250 | 28.593 |
| 19 | 2:03.196 | 28.800 |
| 96 | 2:02.100 | 33.088 |
| 21 | 2:01.854 | 36.777 |
| 90 | 2:04.188 | 45.991 |
| 8 | 2:03.455 | 46.497 |
| 25 | 2:01.549 | 46.781 |
| 27 | 2:02.871 | 56.847 |
| 12 | 2:02.890 | 58.757 |
| 9 | 2:03.089 | 1:14.712 |
| 26 | 2:02.808 | 4 Laps |
| 99 | 2:05.618 | 4 Laps |

Num Lap Time Gap

Lap 31

| | | |
|----|----------|----------|
| 63 | 2:01.322 | |
| 59 | 2:01.053 | 00.767 |
| 17 | 2:01.266 | 02.557 |
| 10 | 2:01.477 | 07.145 |
| 6 | 2:02.485 | 15.553 |
| 20 | 2:00.960 | 16.461 |
| 16 | 2:03.344 | 17.277 |
| 75 | 2:02.859 | 28.957 |
| 19 | 2:01.995 | 29.473 |
| 66 | 2:03.666 | 30.937 |
| 96 | 2:01.880 | 33.646 |
| 21 | 2:01.527 | 36.982 |
| 90 | 2:04.625 | 49.294 |
| 25 | 2:04.639 | 50.098 |
| 8 | 2:05.772 | 50.947 |
| 27 | 2:02.924 | 58.449 |
| 12 | 2:02.737 | 1:00.172 |

Num Lap Time Gap

Lap 32

| | | |
|----|----------|----------|
| 9 | 2:03.693 | 1:17.083 |
| 26 | 2:02.798 | 4 Laps |
| 99 | 2:06.070 | 4 Laps |
| 63 | 2:01.613 | |
| 59 | 2:01.293 | 00.447 |
| 17 | 2:01.342 | 02.286 |
| 10 | 2:01.790 | 07.322 |
| 20 | 2:02.293 | 17.141 |
| 6 | 2:03.701 | 17.641 |
| 16 | 2:03.804 | 19.468 |
| 19 | 2:02.305 | 30.165 |
| 75 | 2:03.840 | 31.184 |
| 66 | 2:02.634 | 31.958 |
| 96 | 2:01.785 | 33.818 |
| 21 | 2:01.488 | 36.857 |
| 25 | 2:02.648 | 51.133 |
| 90 | 2:04.820 | 52.501 |
| 8 | 2:03.645 | 52.979 |
| 27 | 2:02.264 | 59.100 |
| 12 | 2:02.743 | 1:01.302 |
| 9 | 2:02.901 | 1:18.371 |
| 26 | 2:03.293 | 4 Laps |

Num Lap Time Gap

Lap 33

| | | |
|----|----------|--------|
| 63 | 2:01.418 | |
| 59 | 2:01.469 | 00.498 |
| 17 | 2:01.568 | 02.436 |
| 99 | 2:10.233 | 5 Laps |
| 10 | 2:01.216 | 07.120 |
| 20 | 2:02.516 | 18.239 |
| 6 | 2:02.698 | 18.921 |
| 16 | 2:03.624 | 21.674 |
| 19 | 2:01.607 | 30.354 |
| 75 | 2:02.944 | 32.710 |
| 66 | 2:02.755 | 33.295 |
| 96 | 2:01.835 | 34.235 |
| 21 | 2:01.755 | 37.194 |
| 25 | 2:01.573 | 51.288 |
| 8 | 2:03.742 | 55.303 |

Num Lap Time Gap

Lap 34

| | | |
|----|----------|----------|
| 90 | 2:04.753 | 55.836 |
| 27 | 2:03.066 | 1:00.748 |
| 12 | 2:03.009 | 1:02.893 |
| 9 | 2:03.401 | 1:20.354 |
| 26 | 2:03.149 | 4 Laps |
| 63 | 2:01.441 | |
| 59 | 2:01.482 | 00.539 |
| 17 | 2:01.436 | 02.431 |
| 10 | 2:02.910 | 08.589 |
| 99 | 2:06.649 | 5 Laps |
| 20 | 2:02.961 | 19.759 |
| 6 | 2:02.965 | 20.445 |
| 16 | 2:03.919 | 24.152 |
| 19 | 2:03.237 | 32.150 |
| 75 | 2:04.127 | 35.396 |
| 66 | 2:04.129 | 35.983 |
| 96 | 2:03.633 | 36.427 |
| 21 | 2:01.321 | 37.074 |
| 25 | 2:01.670 | 51.517 |
| 8 | 2:01.837 | 55.699 |
| 90 | 2:03.705 | 58.100 |
| 27 | 2:02.946 | 1:02.253 |
| 12 | 2:03.110 | 1:04.562 |
| 9 | 2:03.938 | 1:22.851 |
| 26 | 2:03.245 | 4 Laps |





Paul Ricard
International GT Open
Race - 1
Best Sectors Results



| Sector - 1 | | | | Sector - 2 | | | | Sector - 3 | | | | Ideal Lap vs Best Lap | | | | |
|------------|----|----------------------------------|--------|------------|----------------------------------|----------|----|----------------------------------|----------|------|----|----------------------------------|-----------|----------|------|--|
| Clas | Nº | Driver | Time | Nº | Driver | Time | Nº | Driver | Time | Clas | Nº | Driver | Ideal Lap | Best Lap | Clas | |
| 1 | 20 | Pierburg - Onslow-Cole | 33.148 | 8 | Giuseppe Cipriani | 34.283 | 20 | Pierburg - Onslow-Cole | 50.806 | 1 | 8 | Giuseppe Cipriani | 1:59.210 | 2:01.837 | 14 | |
| 2 | 25 | Hrachowina - Konrad | 33.250 | 93 | Froggatt - Cheever III | 35.962 | 10 | Ramos - Crestani | 50.921 | 2 | 20 | Pierburg - Onslow-Cole | 2:00.274 | 2:00.407 | 1 | |
| 3 | 19 | Liang - Giammaria | 33.317 | 17 | Rueda - Saravia | 36.276 | 63 | Costa - Altoè | 50.949 | 3 | 10 | Ramos - Crestani | 2:00.768 | 2:01.002 | 2 | |
| 4 | 59 | Kodrić - Chaves | 33.324 | 20 | Pierburg - Onslow-Cole | 36.320 | 25 | Hrachowina - Konrad | 50.979 | 4 | 63 | Costa - Altoè | 2:00.792 | 2:01.020 | 3 | |
| 5 | 10 | Ramos - Crestani | 33.328 | 59 | Kodrić - Chaves | 36.409 | 75 | Habul - Jäger | 51.014 | 5 | 25 | Hrachowina - Konrad | 2:00.808 | 2:01.145 | 6 | |
| 6 | 17 | Rueda - Saravia | 33.332 | 21 | Cameron - Griffin | 36.479 | 59 | Kodrić - Chaves | 51.094 | 6 | 59 | Kodrić - Chaves | 2:00.827 | 2:01.053 | 4 | |
| 7 | 21 | Cameron - Griffin | 33.342 | 19 | Liang - Giammaria | 36.486 | 21 | Cameron - Griffin | 51.104 | 7 | 17 | Rueda - Saravia | 2:00.905 | 2:01.266 | 9 | |
| 8 | 63 | Costa - Altoè | 33.352 | 63 | Costa - Altoè | 36.491 | 16 | Hahn - Khodair | 51.115 | 8 | 21 | Cameron - Griffin | 2:00.925 | 2:01.065 | 5 | |
| 9 | 16 | Hahn - Khodair | 33.427 | 16 | Hahn - Khodair | 36.514 | 6 | Zampieri - Rovera | 51.151 | 9 | 16 | Hahn - Khodair | 2:01.056 | 2:01.238 | 8 | |
| 10 | 75 | Habul - Jäger | 33.453 | 10 | Ramos - Crestani | 36.519 | 90 | Di Folco - Lenz | 51.169 | 10 | 93 | Froggatt - Cheever III | 2:01.088 | 2:01.893 | 15 | |
| 11 | 96 | Wilkinson - Ellis | 33.481 | 96 | Wilkinson - Ellis | 36.537 | 17 | Rueda - Saravia | 51.297 | 11 | 19 | Liang - Giammaria | 2:01.116 | 2:01.212 | 7 | |
| 12 | 90 | Di Folco - Lenz | 33.504 | 25 | Hrachowina - Konrad | 36.579 | 19 | Liang - Giammaria | 51.313 | 12 | 75 | Habul - Jäger | 2:01.124 | 2:01.268 | 10 | |
| 13 | 8 | Giuseppe Cipriani | 33.511 | 90 | Di Folco - Lenz | 36.598 | 27 | De Marco - Pohler | 51.378 | 13 | 90 | Di Folco - Lenz | 2:01.271 | 2:01.461 | 11 | |
| 14 | 93 | Froggatt - Cheever III | 33.568 | 7 | Razvan Umbrurescu - Jules Guzman | 36.626 | 8 | Giuseppe Cipriani | 51.416 | 14 | 6 | Zampieri - Rovera | 2:01.424 | 2:01.680 | 12 | |
| 15 | 6 | Zampieri - Rovera | 33.611 | 75 | Habul - Jäger | 36.657 | 96 | Wilkinson - Ellis | 51.509 | 15 | 96 | Wilkinson - Ellis | 2:01.527 | 2:01.703 | 13 | |
| 16 | 66 | Ling - Schandorff | 33.661 | 6 | Zampieri - Rovera | 36.662 | 93 | Froggatt - Cheever III | 51.558 | 16 | 66 | Ling - Schandorff | 2:01.989 | 2:02.197 | 16 | |
| 17 | 27 | De Marco - Pohler | 33.773 | 26 | Martínez - Onidi | 36.671 | 9 | Davide Roda | 51.599 | 17 | 27 | De Marco - Pohler | 2:02.043 | 2:02.264 | 17 | |
| 18 | 12 | Leo - Razak | 33.836 | 66 | Ling - Schandorff | 36.704 | 66 | Ling - Schandorff | 51.624 | 18 | 12 | Leo - Razak | 2:02.274 | 2:02.630 | 19 | |
| 19 | 26 | Martínez - Onidi | 33.851 | 12 | Leo - Razak | 36.778 | 12 | Leo - Razak | 51.660 | 19 | 26 | Martínez - Onidi | 2:02.381 | 2:02.582 | 18 | |
| 20 | 9 | Davide Roda | 33.911 | 27 | De Marco - Pohler | 36.892 | 26 | Martínez - Onidi | 51.859 | 20 | 9 | Davide Roda | 2:02.450 | 2:02.746 | 20 | |
| 21 | 7 | Razvan Umbrurescu - Jules Guzman | 34.085 | 9 | Davide Roda | 36.940 | 99 | Coimbra - Silva | 51.864 | 21 | 7 | Razvan Umbrurescu - Jules Guzman | 2:03.173 | 2:03.434 | 22 | |
| 22 | 99 | Coimbra - Silva | 34.375 | 99 | Coimbra - Silva | 36.948 | 7 | Razvan Umbrurescu - Jules Guzman | 52.462 | 22 | 99 | Coimbra - Silva | 2:03.187 | 2:03.415 | 21 | |
| 23 | 14 | Siedler - Grenier | 42.748 | 14 | Siedler - Grenier | 1:10.393 | 14 | Siedler - Grenier | Transpon | 23 | 14 | Siedler - Grenier | Transpon | Transpo | 23 | |





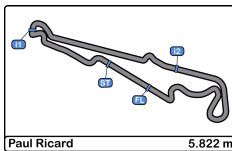
Paul Ricard
International GT Open
Race - 1
Leader Sequence



Paul Ricard 5.822 m.

| Nº | Entrant/Team | Nat | Driver 1 | Nat | Status | Driver 2 | Nat | Status | Vehicle | Cat | Start Lap | End Lap | Laps | Total Laps |
|----|-----------------------------|-----|---------------------|-----|--------|--------------------------|-----|--------|-------------------------|-------|-----------|---------|------|------------|
| 16 | Teo Martín Motorsport | ESP | Marcelo Hahn | BRA | | <u>Allam Khodair</u> | BRA | | McLaren 720 s | PROAM | 1 | 18 | 18 | 18 |
| 10 | SPS Automotive Performance | DEU | Miguel Ramos | PRT | | <u>Fabrizio Crestani</u> | ITA | | Mercedes AMG GT3 | PRO | 19 | 19 | 1 | 1 |
| 75 | Rowe Racing / SunEnergy1 Ra | DEU | Kenny Habul | AUS | | <u>Thomas Jäger</u> | DEU | | Mercedes AMG GT3 | PROAM | 20 | 20 | 1 | 1 |
| 63 | Emil Frey Racing | CHE | <u>Albert Costa</u> | ESP | | Giacomo Altoè | ITA | | Lamborghini Huracan GT3 | PRO | 21 | 34 | 14 | 14 |





Paul Ricard
International GT Open
Race - 1
Best 5 Lap Times



| Cl | Nº | Entrant/Team | Nat | Driver 1 | Nat | Status | Driver 2 | Nat | Status | Vehicle | Cat | Cl | Best 1 | | Best 2 | | Best 3 | | Best 4 | | Best 5 | |
|----|----|----------------------------|-----|--------------------------------|-----|--------|----------------------------|-----|--------|-------------------------|-------|----|-----------------|-----|----------|-----|----------|-----|----------|-----|----------|-----|
| | | | | | | | | | | | | | Time | Lap | Time | Lap | Time | Lap | Time | Lap | Time | Lap |
| 1 | 20 | SPS Automotive Performance | DEU | Valentin Pierburg | DEU | | Tom Onslow-Cole | GBR | | Mercedes AMG GT3 | PROAM | 1 | 2:00.407 | 29 | 2:00.606 | 28 | 2:00.660 | 21 | 2:00.772 | 30 | 2:00.783 | 19 |
| 2 | 10 | SPS Automotive Performance | DEU | Miguel Ramos | PRT | | Fabrizio Crestani | ITA | | Mercedes AMG GT3 | PRO | 1 | 2:01.002 | 19 | 2:01.216 | 33 | 2:01.324 | 17 | 2:01.368 | 27 | 2:01.385 | 15 |
| 3 | 63 | Emil Frey Racing | CHE | Albert Costa | ESP | | Giacomo Altoè | ITA | | Lamborghini Huracan GT3 | PRO | 2 | 2:01.020 | 16 | 2:01.192 | 17 | 2:01.322 | 31 | 2:01.412 | 30 | 2:01.418 | 33 |
| 4 | 59 | Teo Martín Motorsport | ESP | Martin Kodrić | HRV | | Henrique Chaves | PRT | | McLaren 720 s | PRO | 3 | 2:01.053 | 31 | 2:01.293 | 32 | 2:01.367 | 28 | 2:01.417 | 29 | 2:01.469 | 33 |
| 5 | 21 | Spirit of Race | ITA | Duncan Cameron | GBR | | Matt Griffin | IRL | | Ferrari 488 GT3 | PROAM | 2 | 2:01.065 | 22 | 2:01.298 | 29 | 2:01.304 | 24 | 2:01.321 | 34 | 2:01.343 | 21 |
| 6 | 25 | HTP Motorsport | DEU | Alexander Hrachowina | AUT | | Martin Konrad | AUT | | Mercedes AMG GT3 | AM | 1 | 2:01.145 | 26 | 2:01.346 | 25 | 2:01.549 | 30 | 2:01.573 | 33 | 2:01.591 | 29 |
| 7 | 19 | Raton Racing by Target | ITA | Jiatong Liang | CHN | | Raffaele Giammaria | ITA | | Lamborghini Huracan GT3 | PROAM | 3 | 2:01.212 | 26 | 2:01.359 | 25 | 2:01.486 | 27 | 2:01.607 | 33 | 2:01.726 | 19 |
| 8 | 16 | Teo Martín Motorsport | ESP | Marcelo Hahn | BRA | | Allam Khodair | BRA | | McLaren 720 s | PROAM | 4 | 2:01.238 | 3 | 2:01.432 | 13 | 2:01.447 | 7 | 2:01.457 | 5 | 2:01.608 | 4 |
| 9 | 17 | Teo Martín Motorsport | ESP | Fran Rueda | ESP | | Andrés Saravia | ITA | | McLaren 720 s | PRO | 4 | 2:01.266 | 31 | 2:01.320 | 30 | 2:01.342 | 32 | 2:01.380 | 26 | 2:01.412 | 25 |
| 10 | 75 | Rowe Racing / SunEnergy1 | DEU | Kenny Habul | AUS | | Thomas Jäger | DEU | | Mercedes AMG GT3 | PROAM | 5 | 2:01.268 | 16 | 2:01.444 | 17 | 2:01.770 | 19 | 2:01.861 | 14 | 2:02.038 | 11 |
| 11 | 90 | Raton Racing by Target | ITA | Alberto Di Folco | ITA | | Christoph Lenz | CHE | | Lamborghini Huracan GT3 | PROAM | 6 | 2:01.461 | 9 | 2:01.492 | 11 | 2:01.575 | 16 | 2:01.576 | 17 | 2:01.784 | 10 |
| 12 | 6 | Antonelli MotorSport | ITA | Daniel Zampieri | ITA | | Alessio Rovera | ITA | | Mercedes AMG GT3 | PRO | 5 | 2:01.680 | 18 | 2:01.790 | 17 | 2:01.937 | 13 | 2:01.976 | 12 | 2:02.004 | 14 |
| 13 | 96 | Optimum Motorsport | GBR | Oliver Wilkinson | GBR | | Bradley Ellis | GBR | | Aston Martin GT3 AMR | PROAM | 7 | 2:01.703 | 21 | 2:01.729 | 22 | 2:01.785 | 32 | 2:01.832 | 18 | 2:01.835 | 33 |
| 14 | 8 | Antonelli MotorSport | ITA | Giuseppe Cipriani | ITA | | | | | Mercedes AMG GT3 | AM | 2 | 2:01.837 | 34 | 2:02.337 | 28 | 2:02.401 | 20 | 2:02.548 | 26 | 2:02.830 | 24 |
| 15 | 93 | Spirit of Race / Tempesta | GBR | Christopher Froggatt | GBR | | Edward Cheever III | ITA | | Ferrari 488 GT3 | PROAM | 8 | 2:01.893 | 10 | 2:01.991 | 5 | 2:02.085 | 6 | 2:02.154 | 9 | 2:02.342 | 4 |
| 16 | 66 | Vincenzo Sospiri Racing | ITA | Kang Ling | CHN | | Frederik Schandorff | DNK | | Lamborghini Huracan GT3 | PROAM | 9 | 2:02.197 | 26 | 2:02.253 | 27 | 2:02.307 | 25 | 2:02.314 | 24 | 2:02.434 | 17 |
| 17 | 27 | Lazarus Racing | ITA | Nicola De Marco | ITA | | Nicolas Pohler | DEU | | Lamborghini Huracan GT3 | PRO | 6 | 2:02.264 | 32 | 2:02.390 | 5 | 2:02.479 | 16 | 2:02.616 | 3 | 2:02.644 | 6 |
| 18 | 26 | Lazarus Racing | ITA | Eliseo Martínez | ESP | | Fabio Onidi | ITA | | Lamborghini Huracan GT3 | PRO | 7 | 2:02.582 | 23 | 2:02.781 | 10 | 2:02.798 | 27 | 2:02.808 | 26 | 2:02.840 | 6 |
| 19 | 12 | Ombra Racing | ITA | Federico Leo | ITA | | Najiy Razak | MYS | | Lamborghini Huracan GT3 | PRO | 8 | 2:02.630 | 18 | 2:02.689 | 19 | 2:02.696 | 23 | 2:02.720 | 25 | 2:02.737 | 31 |
| 20 | 9 | Antonelli MotorSport | ITA | Davide Roda | ITA | | | | | Mercedes AMG GT3 | AM | 3 | 2:02.746 | 26 | 2:02.885 | 25 | 2:02.901 | 32 | 2:02.971 | 29 | 2:03.089 | 30 |
| 21 | 99 | Sports and You | PRT | António Coimbra | PRT | | Luis Silva | PRT | | Mercedes AMG GT3 | AM | 4 | 2:03.415 | 13 | 2:03.609 | 11 | 2:03.972 | 10 | 2:04.350 | 12 | 2:04.447 | 8 |
| 22 | 7 | Petri Corse | ITA | Petru Razvan Umbrurescu | ROU | | Jules Gounon | FRA | | Bentley Continental GT3 | PRO | 9 | 2:03.434 | 7 | 2:03.575 | 6 | 2:03.819 | 4 | 2:04.048 | 10 | 2:04.503 | 5 |
| 23 | 14 | Emil Frey Racing | CHE | Norbert Siedler | AUT | | Mikaël Grenier | CAN | | Lamborghini Huracan GT3 | PRO | 10 | | | | | | | | | | |





Paul Ricard
International GT Open
Race - 1
Best 5 Top Speeds



Paul Ricard 5.822 m.

| Cl | Nº | Entrant/Team | Nat | Driver 1 | Nat | Status | Driver 2 | Nat | Status | Vehicle | Cat | Cl | Top 1 | | Top 2 | | Top 3 | | Top 4 | | Top 5 | | Avg |
|----|----|----------------------------|-----|--------------------------------|-----|--------|----------------------------|-----|--------|-------------------------|-------|----|--------------|-----|-------|-----|-------|-----|-------|-----|-------|-----|-------|
| | | | | | | | | | | | | | Km/h | Lap | Km/h | Lap | Km/h | Lap | Km/h | Lap | Km/h | Lap | |
| 1 | 17 | Teo Martín Motorsport | ESP | Fran Rueda | ESP | | Andrés Saravia | ITA | PRO | McLaren 720 s | PRO | 1 | 250.0 | 9 | 249.4 | 7 | 247.1 | 2 | 246.0 | 8 | 245.4 | 5 | 247.6 |
| 2 | 96 | Optimum Motorsport | GBR | Oliver Wilkinson | GBR | | Bradley Ellis | GBR | PROAM | Aston Martin GT3 AMR | PROAM | 1 | 248.2 | 4 | 246.0 | 3 | 245.4 | 10 | 245.4 | 34 | 244.8 | 7 | 246.0 |
| 3 | 93 | Spirit of Race / Tempesta | GBR | Christopher Froggatt | GBR | | Edward Cheever III | ITA | PROAM | Ferrari 488 GT3 | PROAM | 2 | 246.5 | 8 | 244.8 | 3 | 244.3 | 10 | 244.3 | 12 | 243.7 | 5 | 244.7 |
| 4 | 7 | Petri Corse | ITA | Petru Razvan Umbrurescu | ROU | | Jules Gounon | FRA | PRO | Bentley Continental GT3 | PRO | 2 | 246.0 | 7 | 246.0 | 8 | 246.0 | 10 | 245.4 | 4 | 245.4 | 5 | 245.7 |
| 5 | 9 | Antonelli MotorSport | ITA | Davide Roda | ITA | | | | AM | Mercedes AMG GT3 | AM | 1 | 245.4 | 7 | 243.7 | 4 | 243.2 | 6 | 243.2 | 8 | 242.1 | 2 | 243.5 |
| 6 | 26 | Lazarus Racing | ITA | Eliseo Martínez | ESP | | Fabio Onidi | ITA | PRO | Lamborghini Huracan GT3 | PRO | 3 | 244.8 | 6 | 244.3 | 3 | 242.1 | 8 | 242.1 | 24 | 241.6 | 4 | 243.0 |
| 7 | 6 | Antonelli MotorSport | ITA | Daniel Zampieri | ITA | | Alessio Rovera | ITA | PRO | Mercedes AMG GT3 | PRO | 4 | 244.3 | 22 | 244.3 | 26 | 243.7 | 24 | 243.7 | 30 | 243.7 | 33 | 244.0 |
| 8 | 12 | Ombra Racing | ITA | Federico Leo | ITA | | Najiy Razak | MYS | PRO | Lamborghini Huracan GT3 | PRO | 5 | 244.3 | 2 | 243.7 | 5 | 242.6 | 4 | 242.1 | 26 | 242.1 | 32 | 243.0 |
| 9 | 19 | Raton Racing by Target | ITA | Jiatong Liang | CHN | | Raffaele Giammaria | ITA | PROAM | Lamborghini Huracan GT3 | PROAM | 3 | 244.3 | 2 | 244.3 | 31 | 243.2 | 3 | 243.2 | 4 | 243.2 | 30 | 243.6 |
| 10 | 20 | SPS Automotive Performance | DEU | Valentin Pierburg | DEU | | Tom Onslow-Cole | GBR | PROAM | Mercedes AMG GT3 | PROAM | 4 | 244.3 | 27 | 242.1 | 6 | 242.1 | 9 | 242.1 | 32 | 241.6 | 8 | 242.4 |
| 11 | 21 | Spirit of Race | ITA | Duncan Cameron | GBR | | Matt Griffin | IRL | PROAM | Ferrari 488 GT3 | PROAM | 5 | 244.3 | 30 | 243.7 | 5 | 243.7 | 22 | 243.7 | 33 | 243.2 | 8 | 243.7 |
| 12 | 25 | HTP Motorsport | DEU | Alexander Hrachowina | AUT | | Martin Konrad | AUT | AM | Mercedes AMG GT3 | AM | 2 | 244.3 | 22 | 244.3 | 31 | 243.7 | 24 | 243.2 | 12 | 243.2 | 20 | 243.7 |
| 13 | 8 | Antonelli MotorSport | ITA | Giuseppe Cipriani | ITA | | | | AM | Mercedes AMG GT3 | AM | 3 | 243.7 | 2 | 243.2 | 32 | 242.1 | 8 | 242.1 | 11 | 242.1 | 22 | 242.6 |
| 14 | 10 | SPS Automotive Performance | DEU | Miguel Ramos | PRT | | Fabrizio Crestani | ITA | PRO | Mercedes AMG GT3 | PRO | 6 | 243.7 | 2 | 242.6 | 24 | 242.1 | 10 | 242.1 | 23 | 242.1 | 34 | 242.5 |
| 15 | 16 | Teo Martín Motorsport | ESP | Marcelo Hahn | BRA | | Allam Khodair | BRA | PROAM | McLaren 720 s | PROAM | 6 | 243.7 | 22 | 243.7 | 26 | 243.7 | 27 | 243.7 | 32 | 243.7 | 33 | 243.7 |
| 16 | 59 | Teo Martín Motorsport | ESP | Martin Kodrić | HRV | | Henrique Chaves | PRT | PRO | McLaren 720 s | PRO | 7 | 243.7 | 4 | 243.7 | 12 | 243.7 | 30 | 243.7 | 32 | 243.7 | 33 | 243.7 |
| 17 | 63 | Emil Frey Racing | CHE | Albert Costa | ESP | | Giacomo Altoè | ITA | PRO | Lamborghini Huracan GT3 | PRO | 8 | 243.7 | 12 | 243.2 | 8 | 243.2 | 10 | 242.6 | 7 | 242.6 | 15 | 243.1 |
| 18 | 66 | Vincenzo Sospiri Racing | ITA | Kang Ling | CHN | | Frederik Schandorff | DNK | PROAM | Lamborghini Huracan GT3 | PROAM | 7 | 243.2 | 32 | 243.2 | 33 | 242.6 | 8 | 242.6 | 22 | 242.6 | 24 | 242.9 |
| 19 | 90 | Raton Racing by Target | ITA | Alberto Di Folco | ITA | | Christoph Lenz | CHE | PROAM | Lamborghini Huracan GT3 | PROAM | 8 | 243.2 | 8 | 242.6 | 3 | 242.6 | 5 | 242.6 | 12 | 242.1 | 2 | 242.6 |
| 20 | 27 | Lazarus Racing | ITA | Nicola De Marco | ITA | | Nicolas Pohler | DEU | PRO | Lamborghini Huracan GT3 | PRO | 9 | 242.6 | 6 | 242.6 | 20 | 242.1 | 25 | 242.1 | 26 | 241.6 | 4 | 242.2 |
| 21 | 99 | Sports and You | PRT | António Coimbra | PRT | | Luis Silva | PRT | AM | Mercedes AMG GT3 | AM | 4 | 242.6 | 8 | 241.6 | 10 | 241.0 | 5 | 240.5 | 9 | 240.5 | 22 | 241.2 |
| 22 | 75 | Rowe Racing / SunEnergy1 | DEU | Kenny Habul | AUS | | Thomas Jäger | DEU | PROAM | Mercedes AMG GT3 | PROAM | 9 | 240.5 | 4 | 240.5 | 10 | 240.5 | 14 | 240.0 | 5 | 240.0 | 6 | 240.3 |
| 23 | 14 | Emil Frey Racing | CHE | Norbert Siedler | AUT | | Mikaël Grenier | CAN | PRO | Lamborghini Huracan GT3 | PRO | 10 | 225.0 | 1 | | | | | | | | | 225.0 |



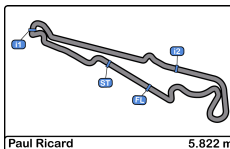


Paul Ricard
International GT Open
Race - 1
Fastest Laps Sequence



| Lap | Time of Day | Session Time | Nº | Entrant/Team | Nat | Driver 1 | Nat | Status | Driver 2 | Nat | Status | Vehicle | Cat | Time | Km/h |
|-----|--------------|--------------|----|----------------------------|-----|-------------------|-----|--------|-------------------|-----|--------|-------------------------|-------|----------|-------|
| 2 | 15:33:02.443 | 4:09.443 | 16 | Teo Martín Motorsport | | Marcelo Hahn | | BRA | Allam Khodair | | BRA | McLaren 720 s | PROAM | 2:01.892 | 171.9 |
| 3 | 15:35:03.680 | 6:10.680 | 16 | Teo Martín Motorsport | | Marcelo Hahn | | BRA | Allam Khodair | | BRA | McLaren 720 s | PROAM | 2:01.238 | 172.8 |
| 16 | 16:01:36.282 | 32:43.282 | 63 | Emil Frey Racing | | Albert Costa | | ESP | Giacomo Altoè | | ITA | Lamborghini Huracan GT3 | PRO | 2:01.020 | 173.1 |
| 19 | 16:07:45.885 | 38:52.885 | 10 | SPS Automotive Performance | | Miguel Ramos | | PRT | Fabrizio Crestani | | ITA | Mercedes AMG GT3 | PRO | 2:01.002 | 173.2 |
| 19 | 16:09:21.348 | 40:28.348 | 20 | SPS Automotive Performance | | Valentin Pierburg | | DEU | Tom Onslow-Cole | | GBR | Mercedes AMG GT3 | PROAM | 2:00.783 | 173.5 |
| 21 | 16:13:23.138 | 44:30.138 | 20 | SPS Automotive Performance | | Valentin Pierburg | | DEU | Tom Onslow-Cole | | GBR | Mercedes AMG GT3 | PROAM | 2:00.660 | 173.7 |
| 28 | 16:27:33.548 | 58:40.548 | 20 | SPS Automotive Performance | | Valentin Pierburg | | DEU | Tom Onslow-Cole | | GBR | Mercedes AMG GT3 | PROAM | 2:00.606 | 173.7 |
| 29 | 16:29:33.955 | 1:00:40.955 | 20 | SPS Automotive Performance | | Valentin Pierburg | | DEU | Tom Onslow-Cole | | GBR | Mercedes AMG GT3 | PROAM | 2:00.407 | 174.0 |





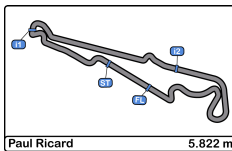
Paul Ricard
International GT Open
Race - 1

Event Best Maximum Speed



| Nº | Entrant/Team | Nat | Driver 1 | Nat | Status | Driver 2 | Nat | Status | Vehicle | Cat | Km/h | Session |
|----|----------------------------|-----|-------------------------|-----|--------|---------------------|-----|--------|-------------------------|-------|-------|------------------------------------|
| 17 | Teo Martín Motorsport | ESP | Fran Rueda | ESP | | Andrés Saravia | GTM | | McLaren 720 s | PRO | 250.0 | Race - 1 |
| 96 | Optimum Motorsport | GBR | Oliver Wilkinson | GBR | | Bradley Ellis | GBR | | Aston Martin GT3 AMR | PROAM | 248.2 | Race - 1 |
| 7 | Petri Corse | ITA | Petru Razvan Umbrurescu | ROU | | Jules Gounon | FRA | | Bentley Continental GT3 | PRO | 247.7 | Qualifying - 1 Driver - 1 |
| 93 | Spirit of Race / Tempesta | GBR | Christopher Froggatt | GBR | | Edward Cheever III | ITA | | Ferrari 488 GT3 | PROAM | 246.5 | Race - 1 |
| 26 | Lazarus Racing | ITA | Eliseo Martínez | ESP | | Fabio Onidi | ITA | | Lamborghini Huracan GT3 | PRO | 246.0 | Free Practice - 1 |
| 21 | Spirit of Race | ITA | Duncan Cameron | GBR | | Matt Griffin | IRL | | Ferrari 488 GT3 | PROAM | 245.4 | Free Practice - 3 - bronze drivers |
| 9 | Antonelli MotorSport | ITA | Davide Roda | ITA | | | | | Mercedes AMG GT3 | AM | 245.4 | Race - 1 |
| 19 | Raton Racing by Target | ITA | Jiatong Liang | CHN | | Raffaele Giammaria | ITA | | Lamborghini Huracan GT3 | PROAM | 244.3 | Race - 1 |
| 12 | Ombra Racing | ITA | Federico Leo | ITA | | Najji Razak | MYS | | Lamborghini Huracan GT3 | PRO | 244.3 | Race - 1 |
| 6 | Antonelli MotorSport | ITA | Daniel Zampieri | ITA | | Alessio Rovera | ITA | | Mercedes AMG GT3 | PRO | 244.3 | Race - 1 |
| 25 | HTP Motorsport | DEU | Alexander Hrachowina | AUT | | Martin Konrad | AUT | | Mercedes AMG GT3 | AM | 244.3 | Race - 1 |
| 20 | SPS Automotive Performance | DEU | Valentin Pierburg | DEU | | Tom Onslow-Cole | GBR | | Mercedes AMG GT3 | PROAM | 244.3 | Race - 1 |
| 63 | Emil Frey Racing | CHE | Albert Costa | ESP | | Giacomo Altoè | ITA | | Lamborghini Huracan GT3 | PRO | 243.7 | Free Practice - 1 |
| 66 | Vincenzo Sospiri Racing | ITA | Kang Ling | CHN | | Frederik Schandorff | DNK | | Lamborghini Huracan GT3 | PROAM | 243.7 | Free Practice - 2 |
| 8 | Antonelli MotorSport | ITA | Giuseppe Cipriani | ITA | | | | | Mercedes AMG GT3 | AM | 243.7 | Free Practice - 2 |
| 16 | Teo Martín Motorsport | ESP | Marcelo Hahn | BRA | | Allam Khodair | BRA | | McLaren 720 s | PROAM | 243.7 | Free Practice - 3 - bronze drivers |
| 10 | SPS Automotive Performance | DEU | Miguel Ramos | PRT | | Fabrizio Crestani | ITA | | Mercedes AMG GT3 | PRO | 243.7 | Race - 1 |
| 59 | Teo Martín Motorsport | ESP | Martin Kodrić | HRV | | Henrique Chaves | PRT | | McLaren 720 s | PRO | 243.7 | Race - 1 |
| 14 | Emil Frey Racing | CHE | Norbert Siedler | AUT | | Mikaël Grenier | CAN | | Lamborghini Huracan GT3 | PRO | 243.2 | Free Practice - 2 |
| 27 | Lazarus Racing | ITA | Nicola De Marco | ITA | | Nicolas Pohler | DEU | | Lamborghini Huracan GT3 | PRO | 243.2 | Free Practice - 2 |
| 90 | Raton Racing by Target | ITA | Alberto Di Folco | ITA | | Christoph Lenz | CHE | | Lamborghini Huracan GT3 | PROAM | 243.2 | Race - 1 |
| 99 | Sports and You | PRT | António Coimbra | PRT | | Luis Silva | PRT | | Mercedes AMG GT3 | AM | 242.6 | Free Practice - 2 |
| 75 | Rowe Racing / SunEnergy1 | DEU | Kenny Habul | AUS | | Thomas Jäger | DEU | | Mercedes AMG GT3 | PROAM | 242.1 | Free Practice - 1 |





Paul Ricard
International GT Open
Race - 1
Lap Chart

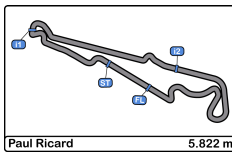


Paul Ricard 5.822 m.

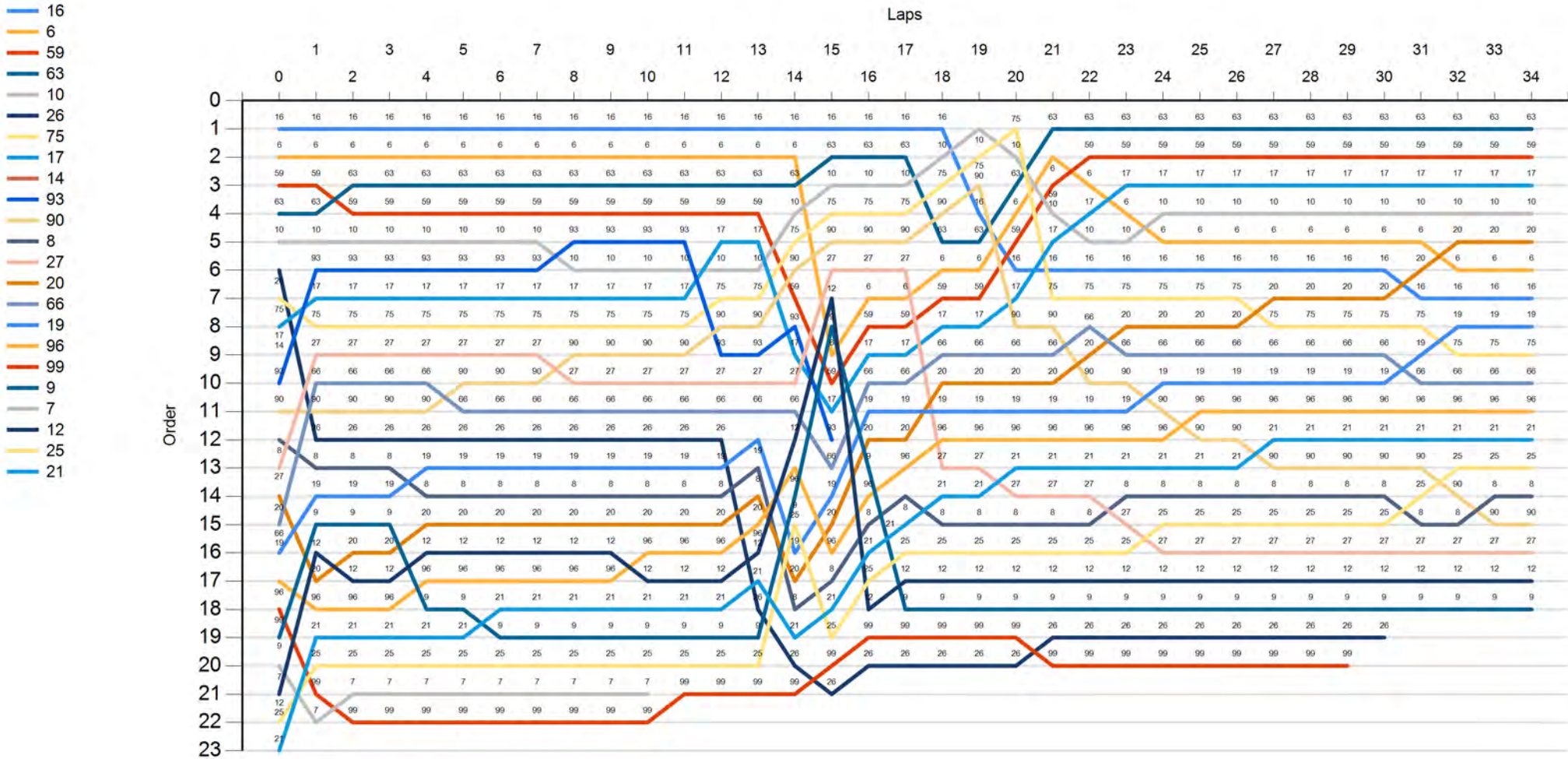
LAP

| Nr | Po | Grid | 1 | 2 | 3 | 4 | 5 | 6 | 7 | 8 | 9 | 10 | 11 | 12 | 13 | 14 | 15 | 16 | 17 | 18 | 19 | 20 | 21 | 22 | 23 | 24 | 25 | 26 | 27 | 28 | 29 | 30 | 31 | 32 | 33 | 34 | |
|----|-----------|------|----|----|----|----|----|----|----|----|----|----|----|----|----|----|----|----|----|----|----|----|----|----|----|----|----|----|----|----|----|----|----|----|----|----|----|
| 16 | 1 | 16 | 16 | 16 | 16 | 16 | 16 | 16 | 16 | 16 | 16 | 16 | 16 | 16 | 16 | 16 | 16 | 16 | 16 | 10 | 75 | 63 | 63 | 63 | 63 | 63 | 63 | 63 | 63 | 63 | 63 | 63 | 63 | 63 | 63 | 63 | |
| 6 | 2 | 6 | 6 | 6 | 6 | 6 | 6 | 6 | 6 | 6 | 6 | 6 | 6 | 6 | 6 | 63 | 63 | 63 | 10 | 75 | 10 | 6 | 59 | 59 | 59 | 59 | 59 | 59 | 59 | 59 | 59 | 59 | 59 | 59 | 59 | 59 | |
| 59 | 3 | 59 | 59 | 63 | 63 | 63 | 63 | 63 | 63 | 63 | 63 | 63 | 63 | 63 | 63 | 10 | 10 | 10 | 75 | 90 | 63 | 59 | 6 | 17 | 17 | 17 | 17 | 17 | 17 | 17 | 17 | 17 | 17 | 17 | 17 | 17 | |
| 63 | 4 | 63 | 63 | 59 | 59 | 59 | 59 | 59 | 59 | 59 | 59 | 59 | 59 | 59 | 10 | 75 | 75 | 75 | 90 | 16 | 6 | 10 | 17 | 6 | 10 | 10 | 10 | 10 | 10 | 10 | 10 | 10 | 10 | 10 | 10 | 10 | |
| 10 | 5 | 10 | 10 | 10 | 10 | 10 | 10 | 10 | 10 | 93 | 93 | 93 | 93 | 17 | 17 | 75 | 90 | 90 | 90 | 63 | 63 | 59 | 17 | 10 | 10 | 6 | 6 | 6 | 6 | 6 | 6 | 6 | 6 | 20 | 20 | 20 | |
| 26 | 6 | 26 | 93 | 93 | 93 | 93 | 93 | 93 | 93 | 10 | 10 | 10 | 10 | 10 | 10 | 90 | 27 | 27 | 27 | 6 | 6 | 16 | 16 | 16 | 16 | 16 | 16 | 16 | 16 | 16 | 16 | 20 | 6 | 6 | 6 | 6 | |
| 75 | 7 | 75 | 17 | 17 | 17 | 17 | 17 | 17 | 17 | 17 | 17 | 17 | 17 | 75 | 75 | 59 | 12 | 6 | 6 | 59 | 59 | 17 | 75 | 75 | 75 | 75 | 75 | 75 | 20 | 20 | 20 | 20 | 16 | 16 | 16 | 16 | |
| 17 | 8 | 17 | 75 | 75 | 75 | 75 | 75 | 75 | 75 | 75 | 75 | 75 | 75 | 90 | 90 | 93 | 9 | 59 | 59 | 17 | 17 | 90 | 90 | 66 | 20 | 20 | 20 | 20 | 75 | 75 | 75 | 75 | 75 | 19 | 19 | 19 | |
| 14 | 9 | 14 | 27 | 27 | 27 | 27 | 27 | 27 | 27 | 90 | 90 | 90 | 90 | 93 | 93 | 17 | 6 | 17 | 17 | 66 | 66 | 66 | 66 | 20 | 66 | 66 | 66 | 66 | 66 | 66 | 66 | 66 | 66 | 19 | 75 | 75 | 75 |
| 93 | 10 | 93 | 66 | 66 | 66 | 66 | 90 | 90 | 90 | 27 | 27 | 27 | 27 | 27 | 27 | 27 | 59 | 66 | 66 | 20 | 20 | 20 | 20 | 90 | 90 | 19 | 19 | 19 | 19 | 19 | 19 | 19 | 66 | 66 | 66 | 66 | |
| 90 | 11 | 90 | 90 | 90 | 90 | 90 | 66 | 66 | 66 | 66 | 66 | 66 | 66 | 66 | 66 | 17 | 19 | 19 | 19 | 19 | 19 | 19 | 19 | 19 | 90 | 96 | 96 | 96 | 96 | 96 | 96 | 96 | 96 | 96 | 96 | 96 | |
| 8 | 12 | 8 | 26 | 26 | 26 | 26 | 26 | 26 | 26 | 26 | 26 | 26 | 26 | 19 | 12 | 93 | 20 | 20 | 96 | 96 | 96 | 96 | 96 | 96 | 96 | 96 | 90 | 90 | 21 | 21 | 21 | 21 | 21 | 21 | 21 | 21 | |
| 27 | 13 | 27 | 8 | 8 | 8 | 19 | 19 | 19 | 19 | 19 | 19 | 19 | 19 | 19 | 8 | 96 | 66 | 9 | 96 | 27 | 27 | 21 | 21 | 21 | 21 | 21 | 21 | 21 | 90 | 90 | 90 | 90 | 90 | 25 | 25 | 25 | |
| 20 | 14 | 20 | 19 | 19 | 19 | 8 | 8 | 8 | 8 | 8 | 8 | 8 | 8 | 8 | 20 | 9 | 19 | 96 | 8 | 21 | 21 | 27 | 27 | 27 | 8 | 8 | 8 | 8 | 8 | 8 | 8 | 8 | 25 | 90 | 8 | 8 | |
| 66 | 15 | 66 | 9 | 9 | 9 | 20 | 20 | 20 | 20 | 20 | 20 | 20 | 20 | 20 | 96 | 25 | 20 | 8 | 21 | 8 | 8 | 8 | 8 | 8 | 27 | 25 | 25 | 25 | 25 | 25 | 25 | 25 | 25 | 8 | 8 | 90 | 90 |
| 19 | 16 | 19 | 12 | 20 | 20 | 12 | 12 | 12 | 12 | 12 | 12 | 96 | 96 | 96 | 12 | 19 | 96 | 21 | 25 | 25 | 25 | 25 | 25 | 25 | 27 | 27 | 27 | 27 | 27 | 27 | 27 | 27 | 27 | 27 | 27 | 27 | |
| 96 | 17 | 96 | 20 | 12 | 12 | 96 | 96 | 96 | 96 | 96 | 12 | 12 | 12 | 12 | 21 | 20 | 8 | 25 | 12 | 12 | 12 | 12 | 12 | 12 | 12 | 12 | 12 | 12 | 12 | 12 | 12 | 12 | 12 | 12 | 12 | 12 | |
| 99 | 18 | 99 | 96 | 96 | 96 | 9 | 9 | 21 | 21 | 21 | 21 | 21 | 21 | 21 | 26 | 8 | 21 | 12 | 9 | 9 | 9 | 9 | 9 | 9 | 9 | 9 | 9 | 9 | 9 | 9 | 9 | 9 | 9 | 9 | 9 | 9 | |
| 9 | 19 | 9 | 21 | 21 | 21 | 21 | 21 | 9 | 9 | 9 | 9 | 9 | 9 | 9 | 9 | 21 | 25 | 99 | 99 | 99 | 99 | 99 | 99 | 26 | 26 | 26 | 26 | 26 | 26 | 26 | 26 | 26 | 26 | 26 | 26 | 26 | |
| 7 | 20 | 7 | 25 | 25 | 25 | 25 | 25 | 25 | 25 | 25 | 25 | 25 | 25 | 25 | 25 | 26 | 99 | 26 | 26 | 26 | 26 | 26 | 99 | 99 | 99 | 99 | 99 | 99 | 99 | 99 | 99 | 99 | 99 | 99 | 99 | 99 | |
| 12 | 21 | 12 | 99 | 7 | 7 | 7 | 7 | 7 | 7 | 7 | 7 | 7 | 7 | 99 | 99 | 99 | 99 | 26 | | | | | | | | | | | | | | | | | | | |
| 25 | 22 | 25 | 7 | 99 | 99 | 99 | 99 | 99 | 99 | 99 | 99 | 99 | 99 | 99 | 99 | | | | | | | | | | | | | | | | | | | | | | |
| 21 | 23 | 21 | | | | | | | | | | | | | | | | | | | | | | | | | | | | | | | | | | | |





Paul Ricard
International GT Open
Race - 1
Graphic Lap Chart





Paul Ricard
International GT Open
Race - 1
Pit Stop Analysis



Paul Ricard 5.822 m

| Nr. | In Day Time | Entrant/Team | Nat | Driver 1 | Nat | Status | Driver 2 | Nat | Status | Vehicle | Cat | In Time | Stop N° | Pit Time | Handicap | Penalty |
|-----|--------------|----------------------------------|-----|-----------------------------|-----|--------|----------------------------|-----|--------|-------------------------|-------|-----------|---------|----------|----------|---------|
| 59 | 15:57:32.339 | Teo Martín Motorsport | ESP | Martin Kodrić | HRV | | Henrique Chaves | PRT | | McLaren 720 s | PRO | 28:38.951 | 1 | 1:15.842 | 1:15 | |
| 66 | 15:57:44.752 | Vincenzo Sospiri Racing | ITA | Kang Ling | CHN | | Frederik Schandorff | DNK | | Lamborghini Huracan GT3 | PROAM | 28:51.363 | 1 | 1:17.668 | 1:15 | |
| 19 | 15:57:51.052 | Raton Racing by Target | ITA | Jiatong Liang | CHN | | Raffaele Giammaria | ITA | | Lamborghini Huracan GT3 | PROAM | 28:57.663 | 1 | 1:18.712 | 1:15 | |
| 8 | 15:57:58.142 | Antonelli MotorSport | ITA | Giuseppe Cipriani | ITA | | | | | Mercedes AMG GT3 | AM | 29:04.753 | 1 | 1:22.869 | 1:20 | |
| 20 | 15:57:58.806 | SPS Automotive Performance | DEU | Valentin Pierburg | DEU | | Tom Onslow-Cole | GBR | | Mercedes AMG GT3 | PROAM | 29:05.417 | 1 | 1:15.408 | 1:15 | |
| 96 | 15:58:01.033 | Optimum Motorsport | GBR | Oliver Wilkinson | GBR | | Bradley Ellis | GBR | | Aston Martin GT3 AMR | PROAM | 29:07.645 | 1 | 1:15.921 | 1:15 | |
| 21 | 15:58:04.872 | Spirit of Race | ITA | Duncan Cameron | GBR | | Matt Griffin | IRL | | Ferrari 488 GT3 | PROAM | 29:11.483 | 1 | 1:17.164 | 1:15 | |
| 25 | 15:58:14.188 | HTP Motorsport | DEU | Alexander Hrachowina | AUT | | Martin Konrad | AUT | | Mercedes AMG GT3 | AM | 29:20.799 | 1 | 1:13.941 | 1:15 | -1.059 |
| 6 | 15:59:34.230 | Antonelli MotorSport | ITA | Daniel Zampieri | ITA | | Alessio Rovera | ITA | | Mercedes AMG GT3 | PRO | 30:40.841 | 1 | 1:15.107 | 1:15 | |
| 26 | 15:59:36.637 | Lazarus Racing | ITA | Eliseo Martínez | ESP | | Fabio Onidi | ITA | | Lamborghini Huracan GT3 | PRO | 30:43.249 | 2 | 8:31.404 | 1:15 | |
| 93 | 15:59:46.406 | Spirit of Race / Tempesta Racing | GBR | Christopher Froggatt | GBR | | Edward Cheever III | ITA | | Ferrari 488 GT3 | PROAM | 30:53.017 | 1 | 1:22.088 | 1:15 | |
| 12 | 16:00:05.441 | Ombra Racing | ITA | Federico Leo | ITA | | Najiy Razak | MYS | | Lamborghini Huracan GT3 | PRO | 31:12.053 | 1 | 1:27.835 | 1:15 | |
| 9 | 16:02:17.235 | Antonelli MotorSport | ITA | Davide Roda | ITA | | | | | Mercedes AMG GT3 | AM | 33:23.846 | 1 | 1:19.603 | 1:20 | -0.397 |
| 27 | 16:03:50.912 | Lazarus Racing | ITA | Nicola De Marco | ITA | | Nicolas Pohler | DEU | | Lamborghini Huracan GT3 | PRO | 34:57.523 | 1 | 1:37.146 | 1:15 | |
| 16 | 16:05:31.465 | Teo Martín Motorsport | ESP | Marcelo Hahn | BRA | | Allam Khodair | BRA | | McLaren 720 s | PROAM | 36:38.076 | 1 | 1:19.347 | 1:15 | |
| 63 | 16:05:37.592 | Emil Frey Racing | CHE | Albert Costa | ESP | | Giacomo Altoè | ITA | | Lamborghini Huracan GT3 | PRO | 36:44.203 | 1 | 1:15.064 | 1:15 | |
| 99 | 16:06:22.432 | Sports and You | PRT | António Coimbra | PRT | | Luis Silva | PRT | | Mercedes AMG GT3 | AM | 37:29.044 | 2 | 1:26.201 | 1:15 | |
| 90 | 16:07:47.140 | Raton Racing by Target | ITA | Alberto Di Folco | ITA | | Christoph Lenz | CHE | | Lamborghini Huracan GT3 | PROAM | 38:53.751 | 1 | 1:18.916 | 1:15 | |
| 10 | 16:09:45.665 | SPS Automotive Performance | DEU | Miguel Ramos | PRT | | Fabrizio Crestani | ITA | | Mercedes AMG GT3 | PRO | 40:52.276 | 1 | 1:14.035 | 1:15 | -0.965 |
| 75 | 16:09:47.575 | Rowe Racing / SunEnergy1 | DEU | Kenny Habul | AUS | | Thomas Jäger | DEU | | Mercedes AMG GT3 | PROAM | 40:54.186 | 1 | 1:16.865 | 1:15 | |

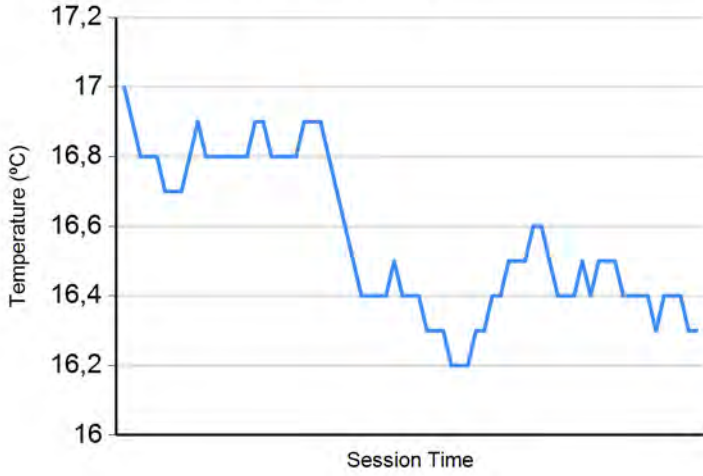




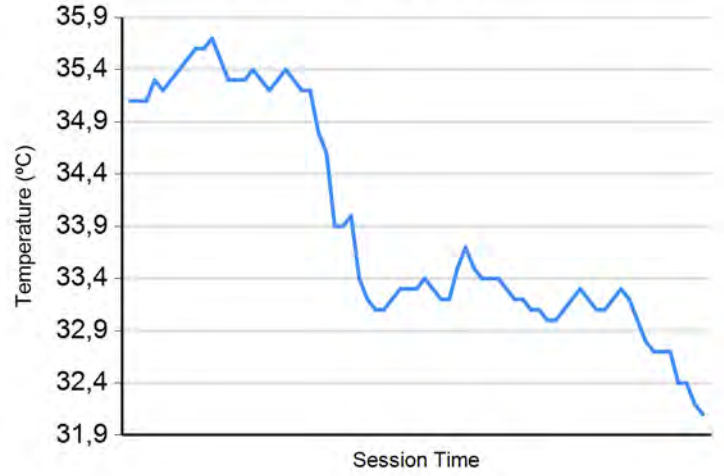
Paul Ricard
International GT Open
Race - 1
Weather Report



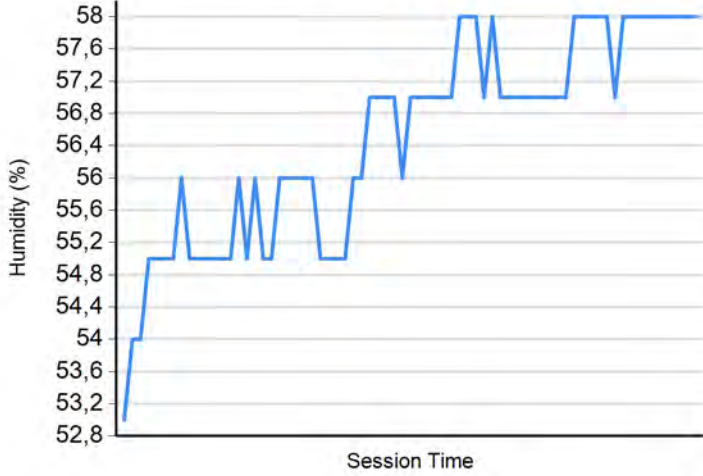
Air Temperature



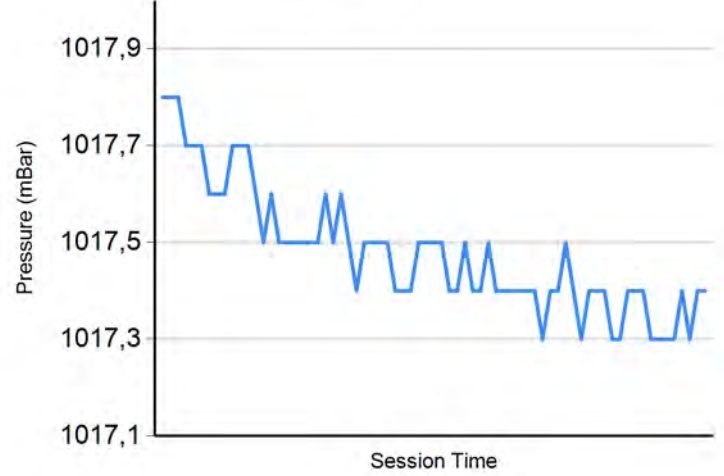
Track Temperature



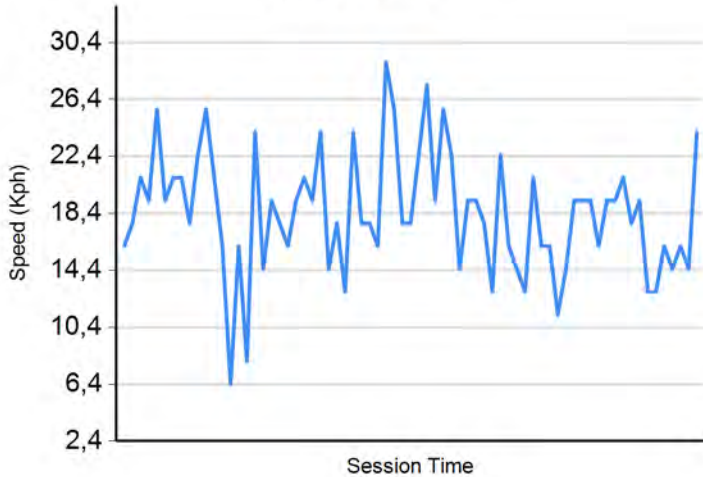
Humidity



Pressure

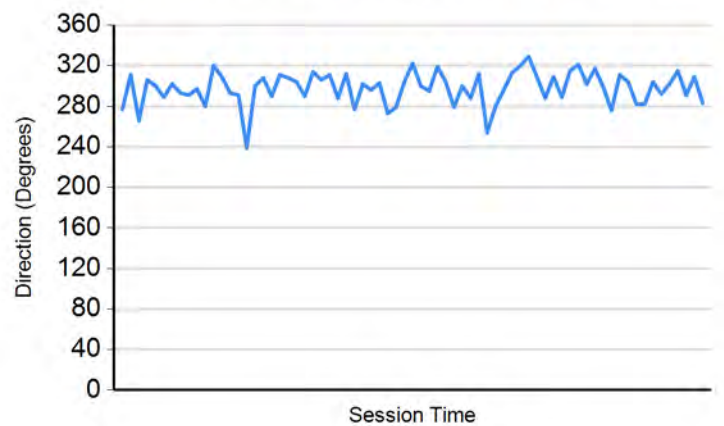


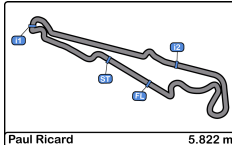
Wind Speed



Wind direction

North = 0°/360° Est = 90° South = 180° West = 270°





Paul Ricard
International GT Open
Race - 1
Final Results



| Cls | Nº | Entrant/Team | Nat | Driver 1 | Nat | Status | Driver 2 | Nat | Status | Vehicle | Cat | Cl | Laps | Total Time | Gap | Interval | Km/h | Best | Time | Km/h |
|---|----|----------------------------------|-----|--------------------------------|-----|--------|----------------------------|-----|--------|-------------------------|-------|----|------|--------------------|----------|----------|-------|------|----------|-------|
| 1 | 63 | Emil Frey Racing | CHN | Albert Costa | ESP | | Giacomo Altoè | ITA | | Lamborghini Huracan GT3 | PRO | 1 | 34 | 1:10:30.309 | | | 168.4 | 16 | 2:01.020 | 173.1 |
| 2 | 59 | Teo Martín Motorsport | ESP | Martin Kodrić | HRV | | Henrique Chaves | PRT | | McLaren 720 s | PRO | 2 | 34 | 1:10:30.848 | 0.539 | 0.539 | 168.4 | 31 | 2:01.053 | 173.1 |
| 3 | 17 | Teo Martín Motorsport | ESP | Fran Rueda | ESP | | Andrés Saravia | GT | | McLaren 720 s | PRO | 3 | 34 | 1:10:32.740 | 2.431 | 1.892 | 168.3 | 31 | 2:01.266 | 172.8 |
| 4 | 10 | SPS Automotive Performance | DEU | Miguel Ramos | PRT | | Fabrizio Crestani | ITA | | Mercedes AMG GT3 | PRO | 4 | 34 | 1:10:40.898 | 10.589 | 8.158 | 168.0 | 19 | 2:01.002 | 173.2 |
| 5 | 20 | SPS Automotive Performance | DEU | Valentin Pierburg | DEU | | Tom Onslow-Cole | GB | | Mercedes AMG GT3 | PROAM | 1 | 34 | 1:10:50.068 | 19.759 | 9.170 | 167.6 | 29 | 2:00.407 | 174.0 |
| 6 | 6 | Antonelli MotorSport | ITA | Daniel Zampieri | ITA | | Alessio Rovera | ITA | | Mercedes AMG GT3 | PRO | 5 | 34 | 1:10:50.754 | 20.445 | 0.686 | 167.6 | 18 | 2:01.680 | 172.2 |
| 7 | 16 | Teo Martín Motorsport | ESP | Marcelo Hahn | BRA | | Allam Khodair | BRA | | McLaren 720 s | PROAM | 2 | 34 | 1:10:54.461 | 24.152 | 3.707 | 167.4 | 3 | 2:01.238 | 172.8 |
| 8 | 19 | Raton Racing by Target | ITA | Jiatong Liang | CHN | | Raffaele Giammaria | ITA | | Lamborghini Huracan GT3 | PROAM | 3 | 34 | 1:11:02.459 | 32.150 | 7.998 | 167.1 | 26 | 2:01.212 | 172.9 |
| 9 | 75 | Rowe Racing / SunEnergy1 | DEU | Kenny Habul | AUS | | Thomas Jäger | DEU | | Mercedes AMG GT3 | PROAM | 4 | 34 | 1:11:05.705 | 35.396 | 3.246 | 167.0 | 16 | 2:01.268 | 172.8 |
| 10 | 66 | Vincenzo Sospiri Racing | ITA | Kang Ling | CHN | | Frederik Schandorff | DNK | | Lamborghini Huracan GT3 | PROAM | 5 | 34 | 1:11:06.292 | 35.983 | 0.587 | 167.0 | 26 | 2:02.197 | 171.5 |
| 11 | 96 | Optimum Motorsport | GB | Oliver Wilkinson | GB | | Bradley Ellis | GB | | Aston Martin GT3 AMR | PROAM | 6 | 34 | 1:11:06.736 | 36.427 | 0.444 | 167.0 | 21 | 2:01.703 | 172.2 |
| 12 | 21 | Spirit of Race | ITA | Duncan Cameron | GB | | Matt Griffin | IRL | | Ferrari 488 GT3 | PROAM | 7 | 34 | 1:11:07.383 | 37.074 | 0.647 | 166.9 | 22 | 2:01.065 | 173.1 |
| 13 | 25 | HTP Motorsport | DEU | Alexander Hrachowina | AUT | | Martin Konrad | AUT | | Mercedes AMG GT3 | AM | 1 | 34 | 1:11:24.826 | 54.517 | 17.443 | 166.3 | 26 | 2:01.145 | 173.0 |
| 14 | 90 | Raton Racing by Target | ITA | Alberto Di Folco | ITA | | Christoph Lenz | CHE | | Lamborghini Huracan GT3 | PROAM | 8 | 34 | 1:11:28.409 | 58.100 | 3.583 | 166.1 | 9 | 2:01.461 | 172.5 |
| 15 | 8 | Antonelli MotorSport | ITA | Giuseppe Cipriani | ITA | | | | | Mercedes AMG GT3 | AM | 2 | 34 | 1:11:31.008 | 1:00.699 | 2.599 | 166.0 | 34 | 2:01.837 | 172.0 |
| 16 | 12 | Ombra Racing | ITA | Federico Leo | ITA | | Najiy Razak | MY | | Lamborghini Huracan GT3 | PRO | 6 | 34 | 1:11:34.871 | 1:04.562 | 3.863 | 165.9 | 18 | 2:02.630 | 170.9 |
| 17 | 27 | Lazarus Racing | ITA | Nicola De Marco | ITA | | Nicolas Pohler | DEU | | Lamborghini Huracan GT3 | PRO | 7 | 34 | 1:11:37.562 | 1:07.253 | 2.691 | 165.8 | 32 | 2:02.264 | 171.4 |
| 18 | 9 | Antonelli MotorSport | ITA | Davide Roda | ITA | | | | | Mercedes AMG GT3 | AM | 3 | 34 | 1:11:54.160 | 1:23.851 | 16.598 | 165.1 | 26 | 2:02.746 | 170.7 |
| 19 | 26 | Lazarus Racing | ITA | Eliseo Martínez | ESP | | Fabio Onidi | ITA | | Lamborghini Huracan GT3 | PRO | 8 | 30 | 1:12:13.651 | 4 Laps | 4 Laps | 145.0 | 23 | 2:02.582 | 170.9 |
| 20 | 99 | Sports and You | PRT | António Coimbra | PRT | | Luis Silva | PRT | | Mercedes AMG GT3 | AM | 4 | 29 | 1:10:39.623 | 5 Laps | 1 Lap | 143.3 | 13 | 2:03.415 | 169.8 |
| Not classified: (Requirements: 75% of number laps of leader = 26 Laps) | | | | | | | | | | | | | | | | | | | | |
| | 93 | Spirit of Race / Tempesta Racing | GB | Christopher Froggatt | GB | | Edward Cheever III | ITA | | Ferrari 488 GT3 | PROAM | 9 | 15 | 31:58.199 | 19 Laps | 14 Laps | 163.8 | 10 | 2:01.893 | 171.9 |
| | 7 | Petri Corse | ITA | Petru Razvan Umbrurescu | RO | | Jules Gounon | FRA | | Bentley Continental GT3 | PRO | 9 | 10 | 24:31.135 | 24 Laps | 5 Laps | 142.4 | 7 | 2:03.434 | 169.8 |
| | 14 | Emil Frey Racing | CHN | Norbert Siedler | AUT | | Mikaël Grenier | CAN | | Lamborghini Huracan GT3 | PRO | 10 | | | | | | | | |

Fastest lap Pierburg - Onslow-Cole in 2:00.407 at 174.1 Km/h in lap 29

CAR #8 5sec PENALTY TRACK LIMITS ART.19.4
 CAR #9 - 1 SECONDS TIME ADDED TO THE END OF THE RACE LESS TIME HANDICAP
 CAR #10 - 2 SECONDS TIME ADDED TO THE END OF THE RACE LESS TIME HANDICAP
 CAR #25 - 3 SECONDS TIME ADDED TO THE END OF THE RACE LESS TIME HANDICAP
 CAR #27 AFTER INVESTIGATION 5sec TIME PENALTY TO BE ADDED TO RACE TIME (Art. 16.1.d)
 CAR #8 TIME 2:00.285 - 1:59.824 DISALLOWED TRACK LIMITS

Published at:.....

Track Temp: 32.1 °C Air Temp: 16.3 °C Humidity: 58 % Track Status: DRY

| | | |
|------------------|-----------------------|--------------------|
| Stewards: | Race Director: | Timekeeper: |
|------------------|-----------------------|--------------------|





Championship Classification

| Cls. | Name | Nac. | Net Pts. | Pts. | Paul Ricard | | Hockenheim | | SPA-Francorchamps | | Red Bull Ring | | Silverstone | | Barcelona | | Monza | |
|------|-------------------------|------|----------|------|-------------|----|------------|----|-------------------|----|---------------|----|-------------|----|-----------|----|-------|--|
| | | | | | R1 | R2 | R1 | R2 | R1 | R2 | R1 | R2 | R1 | R2 | R1 | R2 | | |
| 1 | Albert Costa | ESP | 15 | 15 | 15 | | | | | | | | | | | | | |
| | Giacomo Altoè | ITA | 15 | 15 | 15 | | | | | | | | | | | | | |
| 2 | Henrique Chaves | PRT | 12 | 12 | 12 | | | | | | | | | | | | | |
| | Martin Kodrić | HRV | 12 | 12 | 12 | | | | | | | | | | | | | |
| 3 | Fran Rueda | ESP | 10 | 10 | 10 | | | | | | | | | | | | | |
| | Andrés Saravia | GTM | 10 | 10 | 10 | | | | | | | | | | | | | |
| 4 | Fabrizio Crestani | ITA | 8 | 8 | 8 | | | | | | | | | | | | | |
| | Miguel Ramos | PRT | 8 | 8 | 8 | | | | | | | | | | | | | |
| 5 | Tom Onslow-Cole | GBR | 6 | 6 | 6 | | | | | | | | | | | | | |
| | Valentin Pierburg | DEU | 6 | 6 | 6 | | | | | | | | | | | | | |
| 6 | Alessio Rovera | ITA | 5 | 5 | 5 | | | | | | | | | | | | | |
| | Daniel Zampieri | ITA | 5 | 5 | 5 | | | | | | | | | | | | | |
| 7 | Allam Khodair | BRA | 4 | 4 | 4 | | | | | | | | | | | | | |
| | Marcelo Hahn | BRA | 4 | 4 | 4 | | | | | | | | | | | | | |
| 8 | Jiatong Liang | CHN | 3 | 3 | 3 | | | | | | | | | | | | | |
| | Raffaele Giammaria | ITA | 3 | 3 | 3 | | | | | | | | | | | | | |
| 9 | Thomas Jäger | DEU | 2 | 2 | 2 | | | | | | | | | | | | | |
| | Kenny Habul | AUS | 2 | 2 | 2 | | | | | | | | | | | | | |
| 10 | Kang Ling | CHN | 1 | 1 | 1 | | | | | | | | | | | | | |
| | Frederik Schandorff | DNK | 1 | 1 | 1 | | | | | | | | | | | | | |
| 11 | Jules Gounon | FRA | 0 | 0 | | | | | | | | | | | | | | |
| | Petru Razvan Umbrărescu | ROU | 0 | 0 | | | | | | | | | | | | | | |
| 12 | Giuseppe Cipriani | ITA | 0 | 0 | | | | | | | | | | | | | | |
| 13 | Davide Roda | ITA | 0 | 0 | | | | | | | | | | | | | | |
| 14 | Federico Leo | ITA | 0 | 0 | | | | | | | | | | | | | | |
| | Najiy Razak | MYS | 0 | 0 | | | | | | | | | | | | | | |
| 15 | Norbert Siedler | AUT | 0 | 0 | | | | | | | | | | | | | | |
| | Mikaël Grenier | CAN | 0 | 0 | | | | | | | | | | | | | | |
| 16 | Duncan Cameron | GBR | 0 | 0 | | | | | | | | | | | | | | |
| | Matt Griffin | IRL | 0 | 0 | | | | | | | | | | | | | | |
| 17 | Alexander Hrachowina | AUT | 0 | 0 | | | | | | | | | | | | | | |
| | Martin Konrad | AUT | 0 | 0 | | | | | | | | | | | | | | |
| 18 | Eliseo Martínez | ESP | 0 | 0 | | | | | | | | | | | | | | |
| | Fabio Onidi | ITA | 0 | 0 | | | | | | | | | | | | | | |
| 19 | Nicola De Marco | ITA | 0 | 0 | | | | | | | | | | | | | | |
| | Nicolas Pohler | DEU | 0 | 0 | | | | | | | | | | | | | | |
| 20 | Christoph Lenz | CHE | 0 | 0 | | | | | | | | | | | | | | |
| | Alberto Di Folco | ITA | 0 | 0 | | | | | | | | | | | | | | |
| 21 | Christopher Froggatt | GBR | 0 | 0 | | | | | | | | | | | | | | |
| | Edward Cheever III | ITA | 0 | 0 | | | | | | | | | | | | | | |
| 22 | Bradley Ellis | GBR | 0 | 0 | | | | | | | | | | | | | | |
| | Oliver Wilkinson | GBR | 0 | 0 | | | | | | | | | | | | | | |
| 23 | António Coimbra | PRT | 0 | 0 | | | | | | | | | | | | | | |



Santísima Trinidad 30, 28010 Madrid
 Tel y Fax 91.448.32.06
 www.cronococa.com
 info@cronococa.com



Juan Bravo 17, 28006 Madrid
 Tel 91.432.27.50
 www.gtssport.es
 info@gtssport.es



Championship Classification

| Cls. | Name | Nac. | Net Pts. | Pts. | Paul Ricard | | Hockenheim | | SPA-Francorchamps | | Red Bull Ring | | Silverstone | | Barcelona | | Monza | |
|------|------------|------|----------|------|-------------|----|------------|----|-------------------|----|---------------|----|-------------|----|-----------|----|-------|--|
| | | | | | R1 | R2 | R1 | R2 | R1 | R2 | R1 | R2 | R1 | R2 | R1 | R2 | | |
| | Luis Silva | PRT | 0 | 0 | | | | | | | | | | | | | | |



Santísima Trinidad 30, 28010 Madrid
 Tel y Fax 91.448.32.06
 www.cronococa.com
 info@cronococa.com



Juan Bravo 17, 28006 Madrid
 Tel 91.432.27.50
 www.gtsport.es
 info@gtsport.es



Championship PROAM Classification

| Cls. | Name | Nac. | Net Pts. | Pts. | Paul Ricard | | Hockenheim | | SPA-Francorchamps | | Red Bull Ring | | Silverstone | | Barcelona | | Monza | |
|------|----------------------|------|----------|------|-------------|----|------------|----|-------------------|----|---------------|----|-------------|----|-----------|----|-------|--|
| | | | | | R1 | R2 | R1 | R2 | R1 | R2 | R1 | R2 | R1 | R2 | R1 | R2 | | |
| 1 | Tom Onslow-Cole | GBR | 10 | 10 | 10 | | | | | | | | | | | | | |
| | Valentin Pierburg | DEU | 10 | 10 | 10 | | | | | | | | | | | | | |
| 2 | Allam Khodair | BRA | 8 | 8 | 8 | | | | | | | | | | | | | |
| | Marcelo Hahn | BRA | 8 | 8 | 8 | | | | | | | | | | | | | |
| 3 | Jiatong Liang | CHN | 6 | 6 | 6 | | | | | | | | | | | | | |
| | Raffaele Giammaria | ITA | 6 | 6 | 6 | | | | | | | | | | | | | |
| 4 | Thomas Jäger | DEU | 4 | 4 | 4 | | | | | | | | | | | | | |
| | Kenny Habul | AUS | 4 | 4 | 4 | | | | | | | | | | | | | |
| 5 | Kang Ling | CHN | 3 | 3 | 3 | | | | | | | | | | | | | |
| | Frederik Schandorff | DNK | 3 | 3 | 3 | | | | | | | | | | | | | |
| 6 | Bradley Ellis | GBR | 2 | 2 | 2 | | | | | | | | | | | | | |
| | Oliver Wilkinson | GBR | 2 | 2 | 2 | | | | | | | | | | | | | |
| 7 | Matt Griffin | IRL | 0 | 0 | | | | | | | | | | | | | | |
| | Duncan Cameron | GBR | 0 | 0 | | | | | | | | | | | | | | |
| 8 | Alberto Di Folco | ITA | 0 | 0 | | | | | | | | | | | | | | |
| | Christoph Lenz | CHE | 0 | 0 | | | | | | | | | | | | | | |
| 9 | Christopher Froggatt | GBR | 0 | 0 | | | | | | | | | | | | | | |
| | Edward Cheever III | ITA | 0 | 0 | | | | | | | | | | | | | | |



Santísima Trinidad 30, 28010 Madrid
 Tel y Fax 91.448.32.06
 www.cronococa.com
 info@cronococa.com



Juan Bravo 17, 28006 Madrid
 Tel 91.432.27.50
 www.gtssport.es
 info@gtssport.es





Championship AM Classification

| Cls. | Name | Nac. | Net Pts. | Pts. | Paul Ricard | | Hockenheim | | SPA-Francorchamps | | Red Bull Ring | | Silverstone | | Barcelona | | Monza | |
|------|----------------------|------|----------|------|-------------|----|------------|----|-------------------|----|---------------|----|-------------|----|-----------|----|-------|--|
| | | | | | R1 | R2 | R1 | R2 | R1 | R2 | R1 | R2 | R1 | R2 | R1 | R2 | | |
| 1 | Alexander Hrachowina | AUT | 5 | 5 | 5 | | | | | | | | | | | | | |
| | Martin Konrad | AUT | 5 | 5 | 5 | | | | | | | | | | | | | |
| 2 | Giuseppe Cipriani | ITA | 4 | 4 | 4 | | | | | | | | | | | | | |
| 3 | Davide Roda | ITA | 3 | 3 | 3 | | | | | | | | | | | | | |
| 4 | Luis Silva | PRT | 2 | 2 | 2 | | | | | | | | | | | | | |
| | António Coimbra | PRT | 2 | 2 | 2 | | | | | | | | | | | | | |



Championship Teams' Classification

| Cls. | Team | Nac. | Net Pts. | Pts. | Paul Ricard | | Hockenheim | | SPA-Francorchamps | | Red Bull Ring | | Silverstone | | Barcelona | | Monza | |
|------|----------------------------------|------|----------|------|-------------|----|------------|----|-------------------|----|---------------|----|-------------|----|-----------|----|-------|--|
| | | | | | R1 | R2 | R1 | R2 | R1 | R2 | R1 | R2 | R1 | R2 | R1 | R2 | | |
| 1 | Teo Martin Motorsport | ESP | 14 | 14 | 14 | | | | | | | | | | | | | |
| 2 | Emil Frey Racing | CHE | 10 | 10 | 10 | | | | | | | | | | | | | |
| 3 | SPS Automotive Performance | DEU | 7 | 7 | 7 | | | | | | | | | | | | | |
| 4 | Antonelli MotorSport | ITA | 2 | 2 | 2 | | | | | | | | | | | | | |
| 5 | Vincenzo Sospiri Racing | ITA | 0 | 0 | | | | | | | | | | | | | | |
| | HTP Motorsport | DEU | 0 | 0 | | | | | | | | | | | | | | |
| | Lazarus Racing | ITA | 0 | 0 | | | | | | | | | | | | | | |
| | Ombra Racing | ITA | 0 | 0 | | | | | | | | | | | | | | |
| | Optimum Motorsport | GBR | 0 | 0 | | | | | | | | | | | | | | |
| | Petri Corse | ITA | 0 | 0 | | | | | | | | | | | | | | |
| | Raton Racing by Target | ITA | 0 | 0 | | | | | | | | | | | | | | |
| | Rowe Racing / SunEnergy1 Racing | DEU | 0 | 0 | | | | | | | | | | | | | | |
| | Spirit of Race | ITA | 0 | 0 | | | | | | | | | | | | | | |
| | Spirit of Race / Tempesta Racing | GBR | 0 | 0 | | | | | | | | | | | | | | |
| | Sports and You | PRT | 0 | 0 | | | | | | | | | | | | | | |



Santísima Trinidad 30, 28010 Madrid
 Tel y Fax 91.448.32.06
 www.cronococa.com
 info@cronococa.com



Juan Bravo 17, 28006 Madrid
 Tel 91.432.27.50
 www.gtssport.es
 info@gtssport.es





Drivers Statistics

| Cls. | Nº | Name | Net Points | Points | First Positions | Seconds Positions | Thirds Positions | Race Fastest Laps | Pole Positions | Laps in first place | Km. covered in Race | Km. covered in Practice |
|------|----|-------------------------|------------|--------|-----------------|-------------------|------------------|-------------------|----------------|---------------------|---------------------|-------------------------|
| 1 | 63 | Albert Costa | 15 | 15 | 1 | | | | | 14 | 197.948 | 203.770 |
| | 63 | Giacomo Altoè | 15 | 15 | 1 | | | | | 14 | 197.948 | 203.770 |
| 2 | 59 | Henrique Chaves | 12 | 12 | | 1 | | | | | 197.948 | 81.508 |
| | 59 | Martin Kodrić | 12 | 12 | | 1 | | | | | 197.948 | 81.508 |
| 3 | 17 | Fran Rueda | 10 | 10 | | | 1 | | | | 197.948 | 285.278 |
| | 17 | Andrés Saravia | 10 | 10 | | | 1 | | | | 197.948 | 285.278 |
| 4 | 10 | Fabrizio Crestani | 8 | 8 | | | | | | 1 | 197.948 | 256.168 |
| | 10 | Miguel Ramos | 8 | 8 | | | | | | 1 | 197.948 | 256.168 |
| 5 | 20 | Tom Onslow-Cole | 6 | 6 | | | | 1 | | | 197.948 | 244.524 |
| | 20 | Valentin Pierburg | 6 | 6 | | | | 1 | | | 197.948 | 244.524 |
| 6 | 6 | Alessio Rovera | 5 | 5 | | | | | | | 197.948 | 221.236 |
| | 6 | Daniel Zampieri | 5 | 5 | | | | | | | 197.948 | 221.236 |
| 7 | 16 | Allam Khodair | 4 | 4 | | | | | 1 | 18 | 197.948 | 302.744 |
| | 16 | Marcelo Hahn | 4 | 4 | | | | | 1 | 18 | 197.948 | 302.744 |
| 8 | 19 | Jiatong Liang | 3 | 3 | | | | | | | 197.948 | 273.634 |
| | 19 | Raffaele Giammaria | 3 | 3 | | | | | | | 197.948 | 273.634 |
| 9 | 75 | Thomas Jäger | 2 | 2 | | | | | | 1 | 197.948 | 378.430 |
| | 75 | Kenny Habul | 2 | 2 | | | | | | 1 | 197.948 | 378.430 |
| 10 | 66 | Kang Ling | 1 | 1 | | | | | | | 197.948 | 267.812 |
| | 66 | Frederik Schandorff | 1 | 1 | | | | | | | 197.948 | 267.812 |
| 11 | 7 | Jules Gounon | 0 | 0 | | | | | | | 58.220 | 232.880 |
| | 7 | Petru Razvan Umbrurescu | 0 | 0 | | | | | | | 58.220 | 232.880 |
| 12 | 8 | Giuseppe Cipriani | 0 | 0 | | | | | | | 197.948 | 285.278 |
| 13 | 9 | Davide Roda | 0 | 0 | | | | | | | 197.948 | 238.702 |
| 14 | 12 | Federico Leo | 0 | 0 | | | | | | | 197.948 | 197.948 |
| | 12 | Najiy Razak | 0 | 0 | | | | | | | 197.948 | 197.948 |
| 15 | 14 | Norbert Siedler | 0 | 0 | | | | | | | | 203.770 |
| | 14 | Mikaël Grenier | 0 | 0 | | | | | | | | 203.770 |
| 16 | 21 | Duncan Cameron | 0 | 0 | | | | | | | 197.948 | 291.100 |
| | 21 | Matt Griffin | 0 | 0 | | | | | | | 197.948 | 291.100 |
| 17 | 25 | Alexander Hrachowina | 0 | 0 | | | | | | | 197.948 | 366.786 |
| | 25 | Martin Konrad | 0 | 0 | | | | | | | 197.948 | 366.786 |
| 18 | 26 | Eliseo Martinez | 0 | 0 | | | | | | | 174.660 | 227.058 |
| | 26 | Fabio Onidi | 0 | 0 | | | | | | | 174.660 | 227.058 |
| 19 | 27 | Nicola De Marco | 0 | 0 | | | | | | | 197.948 | 209.592 |
| | 27 | Nicolas Pohler | 0 | 0 | | | | | | | 197.948 | 209.592 |
| 20 | 90 | Christoph Lenz | 0 | 0 | | | | | | | 197.948 | 291.100 |
| | 90 | Alberto Di Folco | 0 | 0 | | | | | | | 197.948 | 291.100 |



Drivers Statistics

| Cls. | Nº | Name | Net Points | Points | First Positions | Seconds Positions | Thirds Positions | Race Fastest Laps | Pole Positions | Laps in first place | Km. covered in Race | Km. covered in Practice |
|------|----|----------------------|------------|--------|-----------------|-------------------|------------------|-------------------|----------------|---------------------|---------------------|-------------------------|
| 21 | 93 | Christopher Froggatt | 0 | 0 | | | | | | | 87.330 | 250.346 |
| | 93 | Edward Cheever III | 0 | 0 | | | | | | | 87.330 | 250.346 |
| 22 | 96 | Bradley Ellis | 0 | 0 | | | | | | | 197.948 | 349.320 |
| | 96 | Oliver Wilkinson | 0 | 0 | | | | | | | 197.948 | 349.320 |
| 23 | 99 | António Coimbra | 0 | 0 | | | | | | | 168.838 | 308.566 |
| | 99 | Luis Silva | 0 | 0 | | | | | | | 168.838 | 308.566 |



Drivers Performance

| Cls. | Name | Nac. | Net Pts. | Pts. | Paul Ricard | | Hockenheim | | SPA-Francorchamps | | Red Bull Ring | | Silverstone | | Barcelona | | Monza | |
|------|-------------------------|------|----------|------|-------------|----|------------|----|-------------------|----|---------------|----|-------------|----|-----------|----|-------|--|
| | | | | | R1 | R2 | R1 | R2 | R1 | R2 | R1 | R2 | R1 | R2 | R1 | R2 | | |
| 1 | Albert Costa | ESP | 15 | 15 | 4 - 1 | | | | | | | | | | | | | |
| | Giacomo Altoè | ITA | 15 | 15 | 4 - 1 | | | | | | | | | | | | | |
| 2 | Henrique Chaves | PRT | 12 | 12 | 3 - 2 | | | | | | | | | | | | | |
| | Martin Kodrić | HRV | 12 | 12 | 3 - 2 | | | | | | | | | | | | | |
| 3 | Fran Rueda | ESP | 10 | 10 | 9 - 3 | | | | | | | | | | | | | |
| | Andrés Saravia | GTM | 10 | 10 | 9 - 3 | | | | | | | | | | | | | |
| 4 | Fabrizio Crestani | ITA | 8 | 8 | 5 - 4 | | | | | | | | | | | | | |
| | Miguel Ramos | PRT | 8 | 8 | 5 - 4 | | | | | | | | | | | | | |
| 5 | Tom Onslow-Cole | GBR | 6 | 6 | 14 - 5 | | | | | | | | | | | | | |
| | Valentin Pierburg | DEU | 6 | 6 | 14 - 5 | | | | | | | | | | | | | |
| 6 | Alessio Rovera | ITA | 5 | 5 | 2 - 6 | | | | | | | | | | | | | |
| | Daniel Zampieri | ITA | 5 | 5 | 2 - 6 | | | | | | | | | | | | | |
| 7 | Allam Khodair | BRA | 4 | 4 | 1 - 7 | | | | | | | | | | | | | |
| | Marcelo Hahn | BRA | 4 | 4 | 1 - 7 | | | | | | | | | | | | | |
| 8 | Jiatong Liang | CHN | 3 | 3 | 16 - 8 | | | | | | | | | | | | | |
| | Raffaele Giammaria | ITA | 3 | 3 | 16 - 8 | | | | | | | | | | | | | |
| 9 | Thomas Jäger | DEU | 2 | 2 | 8 - 9 | | | | | | | | | | | | | |
| | Kenny Habul | AUS | 2 | 2 | 8 - 9 | | | | | | | | | | | | | |
| 10 | Kang Ling | CHN | 1 | 1 | 15 - 10 | | | | | | | | | | | | | |
| | Frederik Schandorff | DNK | 1 | 1 | 15 - 10 | | | | | | | | | | | | | |
| 11 | Jules Gounon | FRA | 0 | 0 | 20 - NC | | | | | | | | | | | | | |
| | Petru Razvan Umbrurescu | ROU | 0 | 0 | 20 - NC | | | | | | | | | | | | | |
| 12 | Giuseppe Cipriani | ITA | 0 | 0 | 13 - 15 | | | | | | | | | | | | | |
| 13 | Davide Roda | ITA | 0 | 0 | 19 - 18 | | | | | | | | | | | | | |
| 14 | Federico Leo | ITA | 0 | 0 | 21 - 16 | | | | | | | | | | | | | |
| | Najiy Razak | MYS | 0 | 0 | 21 - 16 | | | | | | | | | | | | | |
| 15 | Norbert Siedler | AUT | 0 | 0 | 10 - NP | | | | | | | | | | | | | |
| | Mikaël Grenier | CAN | 0 | 0 | 10 - NP | | | | | | | | | | | | | |
| 16 | Duncan Cameron | GBR | 0 | 0 | 23 - 12 | | | | | | | | | | | | | |
| | Matt Griffin | IRL | 0 | 0 | 23 - 12 | | | | | | | | | | | | | |
| 17 | Alexander Hrachowina | AUT | 0 | 0 | 22 - 13 | | | | | | | | | | | | | |
| | Martin Konrad | AUT | 0 | 0 | 22 - 13 | | | | | | | | | | | | | |
| 18 | Eliseo Martínez | ESP | 0 | 0 | 7 - 19 | | | | | | | | | | | | | |
| | Fabio Onidi | ITA | 0 | 0 | 7 - 19 | | | | | | | | | | | | | |
| 19 | Nicola De Marco | ITA | 0 | 0 | 6 - 17 | | | | | | | | | | | | | |
| | Nicolas Pohler | DEU | 0 | 0 | 6 - 17 | | | | | | | | | | | | | |
| 20 | Christoph Lenz | CHE | 0 | 0 | 12 - 14 | | | | | | | | | | | | | |
| | Alberto Di Folco | ITA | 0 | 0 | 12 - 14 | | | | | | | | | | | | | |
| 21 | Christopher Froggatt | GBR | 0 | 0 | 11 - NC | | | | | | | | | | | | | |
| | Edward Cheever III | ITA | 0 | 0 | 11 - NC | | | | | | | | | | | | | |
| 22 | Bradley Ellis | GBR | 0 | 0 | 17 - 11 | | | | | | | | | | | | | |
| | Oliver Wilkinson | GBR | 0 | 0 | 17 - 11 | | | | | | | | | | | | | |
| 23 | António Coimbra | PRT | 0 | 0 | 18 - 20 | | | | | | | | | | | | | |



Santísima Trinidad 30, 28010 Madrid
 Tel y Fax 91.448.32.06
 www.cronococa.com
 info@cronococa.com



Juan Bravo 17, 28006 Madrid
 Tel 91.432.27.50
 www.gtsport.es
 info@gtsport.es





Drivers Performance

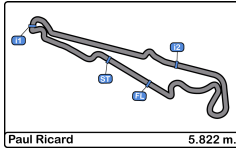
| Cls. | Name | Nac. | Net Pts. | Pts. | Paul Ricard | | Hockenheim | | SPA-Francorchamps | | Red Bull Ring | | Silverstone | | Barcelona | | Monza | |
|------|------------|------|----------|------|-------------|----|------------|----|-------------------|----|---------------|----|-------------|----|-----------|----|-------|----|
| | | | | | R1 | R2 | R1 | R2 | R1 | R2 | R1 | R2 | R1 | R2 | R1 | R2 | R1 | R2 |
| | Luis Silva | PRT | 0 | 0 | 18 - 20 | | | | | | | | | | | | | |



Santísima Trinidad 30, 28010 Madrid
 Tel y Fax 91.448.32.06
 www.cronococa.com
 info@cronococa.com



Juan Bravo 17, 28006 Madrid
 Tel 91.432.27.50
 www.gtsport.es
 info@gtsport.es



Paul Ricard
International GT Open
Qualifying - 2 Driver - 2
Provisional Results



| Cls | Nº | Entrant/Team | Nat | Driver 1 | Nat | Driver 2 | Nat | Vehicle | Cat | Cls | Laps | Best | Time | Gap | Interval | Km/h |
|-----|----|----------------------------|-----|-----------------------------|-----|---------------------------|-----|-----------------------------|-------|-----|------|------|----------|-------|----------|-------|
| 1 | 20 | SPS Automotive Performance | DEU | Valentin Pierburg | DEU | <u>Tom Onslow-Cole</u> | GBR | Mercedes AMG GT3 | PROAM | 1 | 12 | 12 | 1:59.349 | | | 175.6 |
| 2 | 6 | Antonelli MotorSport | ITA | Daniel Zampieri | ITA | <u>Alessio Rovera</u> | ITA | Mercedes AMG GT3 | PRO | 1 | 10 | 10 | 1:59.661 | 0.312 | 0.312 | 175.1 |
| 3 | 59 | Teo Martín Motorsport | ESP | Martin Kodrić | HRV | <u>Henrique Chaves</u> | PRT | McLaren 720 s | PRO | 2 | 10 | 9 | 1:59.699 | 0.350 | 0.038 | 175.0 |
| 4 | 63 | Emil Frey Racing | CHE | Albert Costa | ESP | <u>Giacomo Altoè</u> | ITA | Lamborghini Huracan GT3 EVO | PRO | 3 | 11 | 11 | 1:59.745 | 0.396 | 0.046 | 175.0 |
| 5 | 17 | Teo Martín Motorsport | ESP | <u>Fran Rueda</u> | ESP | Andrés Saravia | GTM | McLaren 720 s | PRO | 4 | 12 | 9 | 1:59.921 | 0.572 | 0.176 | 174.7 |
| 6 | 21 | Spirit of Race | ITA | Duncan Cameron | GBR | <u>Matt Griffin</u> | IRL | Ferrari 488 GT3 | PROAM | 2 | 13 | 13 | 2:00.049 | 0.700 | 0.128 | 174.5 |
| 7 | 14 | Emil Frey Racing | CHE | <u>Norbert Siedler</u> | AUT | Mikaël Grenier | CAN | Lamborghini Huracan GT3 EVO | PRO | 5 | 11 | 11 | 2:00.141 | 0.792 | 0.092 | 174.4 |
| 8 | 25 | HTP Motorsport | DEU | Alexander Hrachowina | AUT | <u>Martin Konrad</u> | AUT | Mercedes AMG GT3 | AM | 1 | 11 | 10 | 2:00.182 | 0.833 | 0.041 | 174.3 |
| 9 | 19 | Raton Racing by Target | ITA | Jiatong Liang | CHN | <u>Raffaele Giammaria</u> | ITA | Lamborghini Huracan GT3 EVO | PROAM | 3 | 13 | 12 | 2:00.325 | 0.976 | 0.143 | 174.1 |
| 10 | 10 | SPS Automotive Performance | DEU | <u>Miguel Ramos</u> | PRT | Fabrizio Crestani | ITA | Mercedes AMG GT3 | PRO | 6 | 10 | 9 | 2:00.336 | 0.987 | 0.011 | 174.1 |
| 11 | 26 | Lazarus Racing | ITA | <u>Eliseo Martínez</u> | ESP | Fabio Onidi | ITA | Lamborghini Huracan GT3 | PRO | 7 | 12 | 10 | 2:00.362 | 1.013 | 0.026 | 174.1 |
| 12 | 96 | Optimum Motorsport | GBR | Oliver Wilkinson | GBR | <u>Bradley Ellis</u> | GBR | Aston Martin GT3 AMR MY2019 | PROAM | 4 | 14 | 13 | 2:00.396 | 1.047 | 0.034 | 174.0 |
| 13 | 27 | Lazarus Racing | ITA | <u>Nicola De Marco</u> | ITA | Nicolas Pohler | DEU | Lamborghini Huracan GT3 | PRO | 8 | 13 | 13 | 2:00.441 | 1.092 | 0.045 | 174.0 |
| 14 | 7 | Petri Corse | ITA | Petru Razvan Umbrarescu | ROU | <u>Jules Gounon</u> | FRA | Bentley Continental GT3 | PRO | 9 | 10 | 10 | 2:00.676 | 1.327 | 0.235 | 173.6 |
| 15 | 8 | Antonelli MotorSport | ITA | Giuseppe Cipriani | ITA | Najiy Razak | MYS | Mercedes AMG GT3 | AM | 2 | 13 | 12 | 2:01.122 | 1.773 | 0.446 | 173.0 |
| 16 | 12 | Ombra Racing | ITA | <u>Federico Leo</u> | ITA | Frederik Schandorff | DNK | Lamborghini Huracan GT3 EVO | PRO | 10 | 13 | 6 | 2:01.213 | 1.864 | 0.091 | 172.9 |
| 17 | 66 | Vincenzo Sospiri Racing | ITA | <u>Kang Ling</u> | CHN | Allam Khodair | BRA | McLaren 720 s | PROAM | 5 | 13 | 10 | 2:01.380 | 2.031 | 0.167 | 172.6 |
| 18 | 16 | Teo Martín Motorsport | ESP | <u>Marcelo Hahn</u> | BRA | Edward Cheever III | BRA | Ferrari 488 GT3 | PROAM | 6 | 13 | 11 | 2:01.512 | 2.163 | 0.132 | 172.4 |
| 19 | 93 | Spirit of Race / Tempesta | GBR | <u>Christopher Froggatt</u> | GBR | | ITA | Mercedes AMG GT3 | AM | 7 | 12 | 11 | 2:01.532 | 2.183 | 0.020 | 172.4 |
| 20 | 9 | Antonelli MotorSport | ITA | Davide Roda | ITA | <u>Christoph Lenz</u> | CHE | Lamborghini Huracan GT3 EVO | PROAM | 3 | 12 | 9 | 2:02.031 | 2.682 | 0.499 | 171.7 |
| 21 | 90 | Raton Racing by Target | ITA | Alberto Di Folco | ITA | <u>Luis Silva</u> | PRT | Mercedes AMG GT3 | AM | 8 | 14 | 13 | 2:02.769 | 3.420 | 0.738 | 170.7 |
| 22 | 99 | Sports and You | PRT | António Coimbra | PRT | Thomas Jäger | DEU | Mercedes AMG GT3 | AM | 4 | 10 | 10 | 2:02.813 | 3.464 | 0.044 | 170.6 |
| 23 | 75 | Rowe Racing / SunEnergy1 | DEU | <u>Kenny Habu</u> | AUS | | DEU | Mercedes AMG GT3 | PROAM | 9 | 11 | 7 | 2:02.841 | 3.492 | 0.028 | 170.6 |

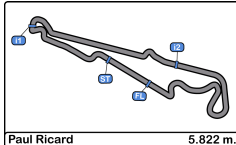
CAR 99 TIME 2:05.706 DISALLOWED TRACK LIMITS AT T 10
 CAR 96 TIME 2:01.291 DISALLOWED TRACK LIMITS AT T 10
 CAR 93 TIME 2:02.670 DISALLOWED TRACK LIMITS AT T 9
 CAR 59 TIME 2:01.330 DISALLOWED TRACK LIMITS AT T 11
 CAR 96 TIME 2:01.109 DISALLOWED TRACK LIMITS AT T 9
 CAR 99 TIME 2:03.244 DISALLOWED TRACK LIMITS AT T 10
 CAR 19 TIME 2:00.516 DISALLOWED TRACK LIMITS AT T 7
 CAR 21 TIME 2:00.375 DISALLOWED TRACK LIMITS AT T 10
 CAR 14 TIME 2:00.437 DISALLOWED TRACK LIMITS T2

Published at:.....

Track Temp: 21.8 °C Air Temp: 12.2 °C Humidity: 45 % Track Status: DRY

| | | |
|------------------|-----------------------|--------------------|
| Stewards: | Race Director: | Timekeeper: |
|------------------|-----------------------|--------------------|





Paul Ricard
International GT Open
Qualifying - 2 Driver - 2
Provisional Results by Class



| Cls | Nº | Entrant/Team | Nat | Driver 1 | Nat | Status | Driver 2 | Nat | Status | Vehicle | Cat | Cls | Laps | Best | Time | Gap | Interval | Km/h | |
|--------------|----|----------------------------|-----|-----------------------------|-----|--------|---------------------------|-----|--------|-----------------------------|-------|-----|------|------|----------|-------|----------|-------|--|
| PRO | | | | | | | | | | | | | | | | | | | |
| 1 | 6 | Antonelli MotorSport | ITA | Daniel Zampieri | ITA | | <u>Alessio Rovera</u> | ITA | | Mercedes AMG GT3 | PRO | 1 | 10 | 10 | 1:59.661 | | | 175.1 | |
| 2 | 59 | Teo Martín Motorsport | ESP | Martin Kodrić | HRV | | <u>Henrique Chaves</u> | PRT | | McLaren 720 s | PRO | 2 | 10 | 9 | 1:59.699 | 0.038 | 0.038 | 175.0 | |
| 3 | 63 | Emil Frey Racing | CHE | Albert Costa | ESP | | <u>Giacomo Altoè</u> | ITA | | Lamborghini Huracan GT3 EVO | PRO | 3 | 11 | 11 | 1:59.745 | 0.084 | 0.046 | 175.0 | |
| 4 | 17 | Teo Martín Motorsport | ESP | <u>Fran Rueda</u> | ESP | | Andrés Saravia | GTM | | McLaren 720 s | PRO | 4 | 12 | 9 | 1:59.921 | 0.260 | 0.176 | 174.7 | |
| 5 | 14 | Emil Frey Racing | CHE | <u>Norbert Siedler</u> | AUT | | Mikaël Grenier | CAN | | Lamborghini Huracan GT3 EVO | PRO | 5 | 11 | 11 | 2:00.141 | 0.480 | 0.220 | 174.4 | |
| 6 | 10 | SPS Automotive Performance | DEU | <u>Miguel Ramos</u> | PRT | | Fabrizio Crestani | ITA | | Mercedes AMG GT3 | PRO | 6 | 10 | 9 | 2:00.336 | 0.675 | 0.195 | 174.1 | |
| 7 | 26 | Lazarus Racing | ITA | <u>Eliseo Martínez</u> | ESP | | Fabio Onidi | ITA | | Lamborghini Huracan GT3 | PRO | 7 | 12 | 10 | 2:00.362 | 0.701 | 0.026 | 174.1 | |
| 8 | 27 | Lazarus Racing | ITA | <u>Nicola De Marco</u> | ITA | | Nicolas Pohler | DEU | | Lamborghini Huracan GT3 | PRO | 8 | 13 | 13 | 2:00.441 | 0.780 | 0.079 | 174.0 | |
| 9 | 7 | Petri Corse | ITA | Petru Razvan Umbrurescu | ROU | | <u>Jules Gounon</u> | FRA | | Bentley Continental GT3 | PRO | 9 | 10 | 10 | 2:00.676 | 1.015 | 0.235 | 173.6 | |
| 10 | 12 | Ombra Racing | ITA | <u>Federico Leo</u> | ITA | | Najiy Razak | MYS | | Lamborghini Huracan GT3 EVO | PRO | 10 | 13 | 6 | 2:01.213 | 1.552 | 0.537 | 172.9 | |
| PROAM | | | | | | | | | | | | | | | | | | | |
| 1 | 20 | SPS Automotive Performance | DEU | Valentin Pierburg | DEU | | <u>Tom Onslow-Cole</u> | GBR | | Mercedes AMG GT3 | PROAM | 1 | 12 | 12 | 1:59.349 | | | 175.6 | |
| 2 | 21 | Spirit of Race | ITA | Duncan Cameron | GBR | | <u>Matt Griffin</u> | IRL | | Ferrari 488 GT3 | PROAM | 2 | 13 | 13 | 2:00.049 | 0.700 | 0.700 | 174.5 | |
| 3 | 19 | Raton Racing by Target | ITA | Jiatong Liang | CHN | | <u>Raffaele Giammaria</u> | ITA | | Lamborghini Huracan GT3 EVO | PROAM | 3 | 13 | 12 | 2:00.325 | 0.976 | 0.276 | 174.1 | |
| 4 | 96 | Optimum Motorsport | GBR | Oliver Wilkinson | GBR | | <u>Bradley Ellis</u> | GBR | | Aston Martin GT3 AMR MY2019 | PROAM | 4 | 14 | 13 | 2:00.396 | 1.047 | 0.071 | 174.0 | |
| 5 | 66 | Vincenzo Sospiri Racing | ITA | <u>Kang Ling</u> | CHN | | Frederik Schandorff | DNK | | Lamborghini Huracan GT3 | PROAM | 5 | 13 | 10 | 2:01.380 | 2.031 | 0.984 | 172.6 | |
| 6 | 16 | Teo Martín Motorsport | ESP | <u>Marcelo Hahn</u> | BRA | | Allam Khodair | BRA | | McLaren 720 s | PROAM | 6 | 13 | 11 | 2:01.512 | 2.163 | 0.132 | 172.4 | |
| 7 | 93 | Spirit of Race / Tempesta | GBR | <u>Christopher Froggatt</u> | GBR | | Edward Cheever III | ITA | | Ferrari 488 GT3 | PROAM | 7 | 12 | 11 | 2:01.532 | 2.183 | 0.020 | 172.4 | |
| 8 | 90 | Raton Racing by Target | ITA | Alberto Di Folco | ITA | | <u>Christoph Lenz</u> | CHE | | Lamborghini Huracan GT3 EVO | PROAM | 8 | 14 | 13 | 2:02.769 | 3.420 | 1.237 | 170.7 | |
| 9 | 75 | Rowe Racing / SunEnergy1 | DEU | <u>Kenny Habul</u> | AUS | | Thomas Jäger | DEU | | Mercedes AMG GT3 | PROAM | 9 | 11 | 7 | 2:02.841 | 3.492 | 0.072 | 170.6 | |
| AM | | | | | | | | | | | | | | | | | | | |
| 1 | 25 | HTP Motorsport | DEU | Alexander Hrachowina | AUT | | <u>Martin Konrad</u> | AUT | | Mercedes AMG GT3 | AM | 1 | 11 | 10 | 2:00.182 | | | 174.3 | |
| 2 | 8 | Antonelli MotorSport | ITA | Giuseppe Cipriani | ITA | | | | | Mercedes AMG GT3 | AM | 2 | 13 | 12 | 2:01.122 | 0.940 | 0.940 | 173.0 | |
| 3 | 9 | Antonelli MotorSport | ITA | Davide Roda | ITA | | | | | Mercedes AMG GT3 | AM | 3 | 12 | 9 | 2:02.031 | 1.849 | 0.909 | 171.7 | |
| 4 | 99 | Sports and You | PRT | António Coimbra | PRT | | <u>Luis Silva</u> | PRT | | Mercedes AMG GT3 | AM | 4 | 10 | 10 | 2:02.813 | 2.631 | 0.782 | 170.6 | |

Published at:.....

Track Temp: 21.8 °C Air Temp: 12.2 °C Humidity: 45 % Track Status: DRY

| | | |
|------------------|-----------------------|--------------------|
| Stewards: | Race Director: | Timekeeper: |
|------------------|-----------------------|--------------------|



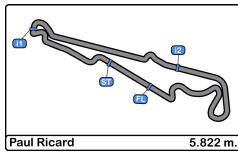


Paul Ricard
International GT Open
Qualifying - 2 Driver - 2
Lap Analysis



| 6 | | | | | | | 9 | | | | | | | | |
|---------------------------|--------------|--------------|-------------------------|----------|----------|--------------|----------------|-----|--------------|-----------------------------|----------|----------|----------|--------------|---------|
| 1 Daniel Zampieri | | | Mercedes AMG GT3 | | | | 1 Davide Roda | | | Mercedes AMG GT3 | | | | | |
| PRO | | | | | | | AM | | | 2 | | | | | |
| 2 Alessio Rovera | | | Antonelli MotorSport | | | | 2 | | | Antonelli MotorSport | | | | | |
| Lap | D | Time | Sector 1 | Sector 2 | Sector 3 | T. Spd | Elapsed | Lap | D | Time | Sector 1 | Sector 2 | Sector 3 | T. Spd | Elapsed |
| 1 | 2 | 10:33:58.698 | 10:32:29.047 | 37.985 | 51.666 | | 10:33:58.698 | 1 | 10:34:04.253 | 10:32:32.204 | 38.497 | 53.552 | | 10:34:04.253 | |
| 2 | 2 | 2:01.401 | 33.489 | 36.507 | 51.405 | 243.7 | 10:36:00.099 | 2 | 2:03.378 | 34.207 | 37.131 | 52.040 | 242.6 | 10:36:07.631 | |
| 3 | 2 | 2:00.415 | 33.167 | 36.409 | 50.839 | 246.5 | 10:38:00.514 | 3 | 2:02.054 | 33.762 | 36.907 | 51.385 | 244.3 | 10:38:09.685 | |
| 4 | 2 | 2:16.028 | 38.068 | 40.350 | 57.610 | 247.7 | 10:40:16.542 | 4 | 2:02.878 | 33.590 | 37.257 | 52.031 | 241.6 | 10:40:12.563 | |
| 5 | 2 | 3:06.275 P | 33.559 | 37.380 | 1:55.336 | 244.3 | 10:43:22.817 | 5 | 2:02.125 | 33.804 | 37.073 | 51.248 | 241.0 | 10:42:14.688 | |
| 6 | 2 | 2:17.361 | 48.926 | 36.770 | 51.665 | | 10:45:40.178 | 6 | 2:02.743 | 33.738 | 37.292 | 51.713 | 243.7 | 10:44:17.431 | |
| 7 | 2 | 6:37.434 P | 33.319 | 36.630 | 5:27.485 | 244.8 | 10:52:17.612 | 7 | 4:07.760 P | 33.854 | 37.288 | 2:56.618 | 241.0 | 10:48:25.191 | |
| 8 | 2 | 2:27.485 | 56.636 | 39.016 | 51.833 | | 10:54:45.097 | 8 | 2:25.885 | 54.328 | 37.515 | 54.042 | | 10:50:51.076 | |
| 9 | 2 | 1:59.752 | 33.103 | 36.258 | 50.391 | 247.7 | 10:56:44.849 | 9 | 2:02.031 | 33.837 | 36.872 | 51.322 | 243.7 | 10:52:53.107 | |
| 10 | 2 | 1:59.661 | 32.886 | 36.276 | 50.499 | 244.3 | 10:58:44.510 | 10 | 2:10.379 | 33.612 | 36.624 | 1:00.143 | 246.0 | 10:55:03.486 | |
| 11 | 2 | | 33.498 | 46.742 | | 244.3 | | 11 | 2:07.131 | 33.855 | 37.589 | 55.687 | 247.7 | 10:57:10.617 | |
| 7 | | | | | | | 10 | | | | | | | | |
| 1 Petru Razvan Umbrurescu | | | Bentley Continental GT3 | | | | 1 Miguel Ramos | | | Mercedes AMG GT3 | | | | | |
| PRO | | | | | | | PRO | | | 2 Fabrizio Crestani | | | | | |
| 2 Jules Gounon | | | Petri Corse | | | | 2 | | | SPS Automotive Performance | | | | | |
| Lap | D | Time | Sector 1 | Sector 2 | Sector 3 | T. Spd | Elapsed | Lap | D | Time | Sector 1 | Sector 2 | Sector 3 | T. Spd | Elapsed |
| 1 | 2 | 10:36:03.661 | 10:34:28.757 | 39.977 | 54.927 | | 10:36:03.661 | 1 | 10:33:36.431 | 10:31:57.023 | 40.998 | 58.410 | | 10:33:36.431 | |
| 2 | 2 | 2:08.055 | 36.453 | 36.866 | 54.736 | 197.8 | 10:38:11.716 | 2 | 2:01.947 | 33.662 | 36.593 | 51.692 | 243.7 | 10:35:38.378 | |
| 3 | 2 | 3:04.040 P | 36.834 | 38.031 | 1:49.175 | 190.1 | 10:41:15.756 | 3 | 2:01.251 | 33.350 | 36.478 | 51.423 | 244.8 | 10:37:39.629 | |
| 4 | 2 | 2:31.617 | 54.771 | 40.720 | 56.126 | | 10:43:47.373 | 4 | 2:01.156 | 33.391 | 36.399 | 51.366 | 244.3 | 10:39:40.785 | |
| 5 | 2 | 2:01.752 | 33.630 | 36.743 | 51.379 | 246.5 | 10:45:49.125 | 5 | 2:05.993 | 33.574 | 37.864 | 54.555 | 243.2 | 10:41:46.778 | |
| 6 | 2 | 2:01.025 | 33.157 | 36.382 | 51.486 | 250.5 | 10:47:50.150 | 6 | 6:54.424 P | 33.415 | 36.475 | 5:44.534 | 243.2 | 10:48:41.202 | |
| 7 | 2 | 2:09.817 | 33.545 | 36.607 | 59.665 | 251.1 | 10:49:59.967 | 7 | 2:24.536 | 52.530 | 38.657 | 53.349 | | 10:51:05.738 | |
| 8 | 2 | 2:01.137 | 33.261 | 36.424 | 51.452 | 252.9 | 10:52:01.104 | 8 | 2:10.816 | 33.689 | 40.888 | 56.239 | 244.3 | 10:53:16.554 | |
| 9 | 2 | 2:00.866 | 33.209 | 36.260 | 51.397 | 250.5 | 10:54:01.970 | 9 | 2:00.336 | 33.239 | 36.238 | 50.859 | 243.7 | 10:55:16.890 | |
| 10 | 2 | 2:00.676 | 33.200 | 36.112 | 51.364 | 251.1 | 10:56:02.646 | 10 | 2:02.089 | 32.988 | 36.286 | 52.815 | 244.3 | 10:57:18.979 | |
| 11 | 2 | | 33.035 | 36.054 | | 251.7 | | 11 | 1:18.668 | | 38.262 | | 241.6 | | |
| 8 | | | | | | | 12 | | | | | | | | |
| 1 Giuseppe Cipriani | | | Mercedes AMG GT3 | | | | 1 Federico Leo | | | Lamborghini Huracan GT3 EVO | | | | | |
| AM | | | | | | | PRO | | | 2 Najiy Razak | | | | | |
| 2 | | | Antonelli MotorSport | | | | 2 | | | Ombra Racing | | | | | |
| Lap | D | Time | Sector 1 | Sector 2 | Sector 3 | T. Spd | Elapsed | Lap | D | Time | Sector 1 | Sector 2 | Sector 3 | T. Spd | Elapsed |
| 1 | 10:33:08.074 | 10:31:36.417 | 38.895 | 52.762 | | 10:33:08.074 | | 1 | 10:34:02.213 | 10:32:31.307 | 38.526 | 52.380 | | 10:34:02.213 | |
| 2 | 2:02.526 | 34.033 | 36.741 | 51.752 | 242.1 | 10:35:10.600 | | 2 | 2:02.737 | 33.891 | 36.812 | 52.034 | 241.6 | 10:36:04.950 | |
| 3 | 2:05.210 | 33.671 | 36.892 | 54.647 | 243.2 | 10:37:15.810 | | 3 | 2:01.938 | 33.583 | 36.801 | 51.554 | 244.3 | 10:38:06.888 | |
| 4 | 2:02.491 | 34.178 | 36.830 | 51.483 | 246.0 | 10:39:18.301 | | 4 | 2:01.590 | 33.326 | 36.880 | 51.384 | 243.7 | 10:40:08.478 | |
| 5 | 2:02.502 | 33.516 | 36.981 | 52.005 | 243.2 | 10:41:20.803 | | 5 | 2:01.640 | 33.509 | 36.718 | 51.413 | 241.6 | 10:42:10.118 | |
| 6 | 5:36.947 P | 33.457 | 37.015 | 4:26.475 | 243.2 | 10:46:57.750 | | 6 | 2:01.213 | 33.304 | 36.670 | 51.239 | 242.6 | 10:44:11.331 | |
| 7 | 2:24.470 | 50.648 | 41.712 | 52.110 | | 10:49:22.220 | | 7 | 2:11.752 P | 34.605 | 37.295 | 59.852 | 241.6 | 10:46:23.083 | |
| 8 | 2:02.115 | 33.650 | 37.019 | 51.446 | 246.5 | 10:51:24.335 | | 8 | 5:12.386 | 3:40.533 | 38.219 | 53.634 | | 10:51:35.469 | |
| 9 | 2:01.278 | 33.301 | 36.721 | 51.256 | 244.8 | 10:53:25.613 | | 9 | 2:01.248 | 33.422 | 36.623 | 51.203 | 242.6 | 10:53:36.717 | |
| 10 | 2:05.065 | 33.733 | 37.368 | 53.964 | 245.4 | 10:55:30.678 | | 10 | 2:01.248 | 33.415 | 36.558 | 51.275 | 243.7 | 10:55:37.965 | |
| 11 | 2:01.372 | 33.527 | 36.712 | 51.133 | 246.0 | 10:57:32.050 | | 11 | 2:01.362 | 33.370 | 36.581 | 51.411 | 243.7 | 10:57:39.327 | |
| 12 | 2:01.122 | 33.362 | 36.662 | 51.098 | 243.7 | 10:59:33.172 | | 12 | 2:05.227 | 35.547 | 37.373 | 52.307 | 242.6 | 10:59:44.554 | |
| 13 | 2:01.646 | 33.370 | 36.834 | 51.442 | 244.3 | 11:01:34.818 | | 13 | 2:24.243 P | 33.630 | 38.869 | 1:11.744 | 242.6 | 11:02:08.797 | |
| 14 | | 37.885 | 43.490 | | 229.7 | | | | | | | | | | |



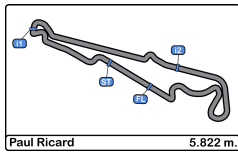


Paul Ricard
International GT Open
Qualifying - 2 Driver - 2
Lap Analysis



| 14 | | | | | | | 19 | | | | | | | | |
|-------------------|---|--------------|-----------------------------|----------|----------|--------|----------------------|-----|---|-----------------------------|--------------|----------|----------|--------|--------------|
| 1 Norbert Siedler | | | Lamborghini Huracan GT3 EVO | | | | 1 Jiatong Liang | | | Lamborghini Huracan GT3 EVO | | | | | |
| PRO | | | Emil Frey Racing | | | | PROAM | | | Raton Racing by Target | | | | | |
| 2 Mikaël Grenier | | | | | | | 2 Raffaele Giammaria | | | | | | | | |
| Lap | D | Time | Sector 1 | Sector 2 | Sector 3 | T. Spd | Elapsed | Lap | D | Time | Sector 1 | Sector 2 | Sector 3 | T. Spd | Elapsed |
| 1 | 1 | 10:34:22.004 | 10:32:50.551 | 38.368 | 53.085 | | 10:34:22.004 | 1 | 2 | 10:32:26.838 | 10:30:53.947 | 38.938 | 53.953 | | 10:32:26.838 |
| 2 | 1 | 2:01.671 | 33.548 | 36.802 | 51.321 | 243.7 | 10:36:23.675 | 2 | 2 | 2:02.552 | 34.049 | 36.661 | 51.842 | 242.1 | 10:34:29.390 |
| 3 | 1 | 2:00.482 | 33.095 | 36.495 | 50.892 | 246.0 | 10:38:24.157 | 3 | 2 | 2:01.972 | 33.598 | 36.549 | 51.825 | 244.3 | 10:36:31.362 |
| 4 | 1 | 2:04.682 | 33.121 | 36.520 | 55.041 | 245.4 | 10:40:28.839 | 4 | 2 | 2:01.302 | 33.491 | 36.358 | 51.453 | 244.3 | 10:38:32.664 |
| 5 | 1 | 8:23.337 P | 33.373 | 39.240 | 7:10.724 | 243.2 | 10:48:52.176 | 5 | 2 | 2:01.451 | 33.321 | 36.583 | 51.547 | 243.2 | 10:40:34.115 |
| 6 | 1 | 2:53.541 | 1:03.654 | 42.357 | 1:07.530 | | 10:51:45.717 | 6 | 2 | 2:00.966 | 33.318 | 36.413 | 51.235 | 242.1 | 10:42:35.081 |
| 7 | 1 | 2:00.596 | 33.289 | 36.485 | 50.822 | 244.3 | 10:53:46.313 | 7 | 2 | 2:49.546 P | 34.455 | 37.642 | 1:37.449 | 243.7 | 10:45:24.627 |
| 8 | 1 | 2:00.437 | 33.172 | 36.401 | 50.864 | 245.4 | 10:55:46.750 | 8 | 2 | 2:23.281 | 50.712 | 37.118 | 55.451 | | 10:47:47.908 |
| 9 | 1 | 2:03.537 | 33.102 | 36.512 | 53.923 | 246.0 | 10:57:50.287 | 9 | 2 | 2:00.918 | 33.448 | 36.398 | 51.072 | 244.3 | 10:49:48.826 |
| 10 | 1 | 2:04.357 | 35.850 | 37.198 | 51.309 | 244.3 | 10:59:54.644 | 10 | 2 | 2:00.516 | 33.246 | 36.246 | 51.024 | 244.8 | 10:51:49.342 |
| 11 | 1 | 2:00.141 | 32.981 | 36.367 | 50.793 | 244.8 | 11:01:54.785 | 11 | 2 | 2:00.360 | 33.202 | 36.196 | 50.962 | 244.3 | 10:53:49.702 |
| 12 | 1 | | 34.946 | 37.839 | | 245.4 | | 12 | 2 | 2:00.325 | 33.031 | 36.168 | 51.126 | 244.8 | 10:55:50.027 |
| 16 | | | | | | | 20 | | | | | | | | |
| 1 Marcelo Hahn | | | McLaren 720 s | | | | 1 Valentin Pierburg | | | Mercedes AMG GT3 | | | | | |
| PROAM | | | Teo Martín Motorsport | | | | PROAM | | | SPS Automotive Performance | | | | | |
| 2 Allam Khodair | | | | | | | 2 Tom Onslow-Cole | | | | | | | | |
| Lap | D | Time | Sector 1 | Sector 2 | Sector 3 | T. Spd | Elapsed | Lap | D | Time | Sector 1 | Sector 2 | Sector 3 | T. Spd | Elapsed |
| 1 | 1 | 10:32:45.258 | 10:31:13.388 | 38.011 | 53.859 | | 10:32:45.258 | 1 | 2 | 10:33:31.850 | 10:31:54.692 | 37.947 | 59.211 | | 10:33:31.850 |
| 2 | 1 | 2:04.002 | 34.198 | 37.059 | 52.745 | 243.2 | 10:34:49.260 | 2 | 2 | 2:02.091 | 34.010 | 36.711 | 51.370 | 243.2 | 10:35:33.941 |
| 3 | 1 | 2:02.912 | 33.852 | 37.011 | 52.049 | 243.2 | 10:36:52.172 | 3 | 2 | 2:01.264 | 33.632 | 36.517 | 51.115 | 244.8 | 10:37:35.205 |
| 4 | 1 | 2:02.759 | 33.945 | 36.761 | 52.053 | 246.0 | 10:38:54.931 | 4 | 2 | 2:03.650 | 34.016 | 37.027 | 52.607 | 246.0 | 10:39:38.855 |
| 5 | 1 | 2:03.641 | 33.966 | 37.536 | 52.139 | 242.6 | 10:40:58.572 | 5 | 2 | 2:00.859 | 33.506 | 36.412 | 50.941 | 243.2 | 10:41:39.714 |
| 6 | 1 | 2:11.976 P | 34.314 | 37.055 | 1:00.607 | 243.7 | 10:43:10.548 | 6 | 2 | 4:27.772 P | 33.796 | 36.916 | 3:17.060 | 244.8 | 10:46:07.486 |
| 7 | 1 | 4:56.328 | 3:27.474 | 36.962 | 51.892 | | 10:48:06.876 | 7 | 2 | 2:23.439 | 51.526 | 37.564 | 54.349 | | 10:48:30.925 |
| 8 | 1 | 2:01.851 | 33.733 | 36.591 | 51.527 | 246.0 | 10:50:08.727 | 8 | 2 | 1:59.741 | 33.148 | 36.217 | 50.376 | 246.0 | 10:50:30.666 |
| 9 | 1 | 2:01.517 | 33.443 | 36.690 | 51.384 | 246.0 | 10:52:10.244 | 9 | 2 | 2:32.962 P | 34.055 | 42.330 | 1:16.577 | 247.7 | 10:53:03.628 |
| 10 | 1 | 2:02.193 | 33.581 | 36.885 | 51.727 | 245.4 | 10:54:12.437 | 10 | 2 | 2:25.407 | 54.023 | 37.889 | 53.495 | | 10:55:29.035 |
| 11 | 1 | 2:01.512 | 33.470 | 36.491 | 51.551 | 246.0 | 10:56:13.949 | 11 | 2 | 1:59.828 | 32.946 | 36.260 | 50.622 | 245.4 | 10:57:28.863 |
| 12 | 1 | 2:03.459 | 33.307 | 36.945 | 53.207 | 244.8 | 10:58:17.408 | 12 | 2 | 1:59.349 | 33.068 | 36.094 | 50.187 | 244.8 | 10:59:28.212 |
| 13 | 1 | 2:01.929 | 33.485 | 36.749 | 51.695 | 244.3 | 11:00:19.337 | 13 | 2 | | 32.938 | 36.211 | | 244.8 | |
| 14 | 1 | | 35.219 | 39.919 | | 240.0 | | | | | | | | | |
| 17 | | | | | | | 21 | | | | | | | | |
| 1 Fran Rueda | | | McLaren 720 s | | | | 1 Duncan Cameron | | | Ferrari 488 GT3 | | | | | |
| PRO | | | Teo Martín Motorsport | | | | PROAM | | | Spirit of Race | | | | | |
| 2 Andrés Saravia | | | | | | | 2 Matt Griffin | | | | | | | | |
| Lap | D | Time | Sector 1 | Sector 2 | Sector 3 | T. Spd | Elapsed | Lap | D | Time | Sector 1 | Sector 2 | Sector 3 | T. Spd | Elapsed |
| 1 | 1 | 10:32:13.703 | 10:30:43.195 | 37.634 | 52.874 | | 10:32:13.703 | 1 | 2 | 10:33:10.643 | 10:31:40.030 | 38.289 | 52.324 | | 10:33:10.643 |
| 2 | 1 | 2:02.603 | 34.275 | 36.866 | 51.462 | 243.7 | 10:34:16.306 | 2 | 2 | 2:02.043 | 33.780 | 36.802 | 51.461 | 246.5 | 10:35:12.686 |
| 3 | 1 | 2:01.367 | 33.439 | 36.645 | 51.283 | 244.8 | 10:36:17.673 | 3 | 2 | 2:01.762 | 33.564 | 36.782 | 51.416 | 247.1 | 10:37:14.448 |
| 4 | 1 | 2:01.589 | 33.580 | 36.530 | 51.479 | 246.5 | 10:38:19.262 | 4 | 2 | 2:01.886 | 33.391 | 36.574 | 51.921 | 247.1 | 10:39:16.334 |
| 5 | 1 | 2:12.799 P | 33.437 | 36.651 | 1:02.711 | 246.0 | 10:40:32.061 | 5 | 2 | 3:42.576 P | 34.165 | 36.694 | 2:31.717 | 244.3 | 10:42:58.910 |
| 6 | 1 | 7:33.100 | 5:59.153 | 39.800 | 54.147 | | 10:48:05.161 | 6 | 2 | 2:18.608 | 50.373 | 37.002 | 51.233 | | 10:45:17.518 |
| 7 | 1 | 2:00.092 | 33.053 | 36.292 | 50.747 | 246.5 | 10:50:05.253 | 7 | 2 | 2:00.591 | 33.231 | 36.414 | 50.946 | 242.6 | 10:47:18.109 |
| 8 | 1 | 1:59.953 | 32.913 | 36.235 | 50.805 | 246.5 | 10:52:05.206 | 8 | 2 | 2:00.648 | 33.099 | 36.565 | 50.984 | 247.1 | 10:49:18.757 |
| 9 | 1 | 1:59.921 | 32.900 | 36.216 | 50.805 | 246.5 | 10:54:05.127 | 9 | 2 | 2:02.919 | 34.309 | 36.751 | 51.859 | 248.2 | 10:51:21.676 |
| 10 | 1 | 2:00.003 | 32.915 | 36.195 | 50.893 | 247.1 | 10:56:05.130 | 10 | 2 | 2:00.375 | 33.209 | 36.373 | 50.793 | 247.1 | 10:53:22.051 |
| 11 | 1 | 2:04.346 | 33.022 | 36.198 | 55.126 | 247.1 | 10:58:09.476 | 11 | 2 | 2:02.721 | 33.750 | 36.587 | 52.384 | 248.8 | 10:55:24.772 |
| 12 | 1 | 2:26.155 P | 33.184 | 37.925 | 1:15.046 | 244.3 | 11:00:35.631 | 12 | 2 | 2:00.296 | 32.931 | 36.335 | 51.030 | 246.0 | 10:57:25.068 |
| | | | | | | | | 13 | 2 | 2:00.049 | 33.050 | 36.270 | 50.729 | 247.1 | 10:59:25.117 |
| | | | | | | | | 14 | 2 | | 33.091 | 36.357 | | 244.3 | |



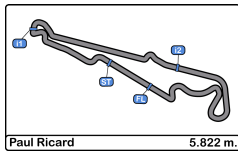


Paul Ricard
International GT Open
Qualifying - 2 Driver - 2
Lap Analysis



| 25 | | | | | | | 59 | | | | | | | | |
|---|---|--------------|--------------|----------|----------|--------|---|-----|---|--------------|--------------|----------|----------|--------|--------------|
| 1 Alexander Hrachowina Mercedes AMG GT3 | | | | | | | 1 Martin Kodrić McLaren 720 s | | | | | | | | |
| AM 2 Martin Konrad HTP Motorsport | | | | | | | PRO 2 Henrique Chaves Teo Martín Motorsport | | | | | | | | |
| Lap | D | Time | Sector 1 | Sector 2 | Sector 3 | T. Spd | Elapsed | Lap | D | Time | Sector 1 | Sector 2 | Sector 3 | T. Spd | Elapsed |
| 1 | 2 | 10:32:37.075 | 10:30:59.223 | 40.010 | 57.842 | | 10:32:37.075 | 1 | 2 | 10:32:28.659 | 10:30:53.780 | 39.777 | 55.102 | | 10:32:28.659 |
| 2 | 2 | 2:01.918 | 33.866 | 36.503 | 51.549 | 242.6 | 10:34:38.993 | 2 | 2 | 2:01.609 | 33.716 | 36.677 | 51.216 | 244.3 | 10:34:30.268 |
| 3 | 2 | 2:01.307 | 33.528 | 36.491 | 51.288 | 245.4 | 10:36:40.300 | 3 | 2 | 2:09.796 P | 33.332 | 36.420 | 1:00.044 | 247.1 | 10:36:40.064 |
| 4 | 2 | 2:01.073 | 33.307 | 36.503 | 51.263 | 246.5 | 10:38:41.373 | 4 | 2 | 3:10.443 | 1:36.711 | 38.387 | 55.345 | | 10:39:50.507 |
| 5 | 2 | 2:01.015 | 33.378 | 36.637 | 51.000 | 244.8 | 10:40:42.388 | 5 | 2 | 2:01.330 | 33.109 | 36.217 | 52.004 | 244.8 | 10:41:51.837 |
| 6 | 2 | 2:01.046 | 33.633 | 36.478 | 50.935 | 243.7 | 10:42:43.434 | 6 | 2 | 2:00.401 | 33.191 | 36.280 | 50.930 | 246.5 | 10:43:52.238 |
| 7 | 2 | 2:11.565 P | 35.393 | 37.084 | 59.088 | 244.8 | 10:44:54.999 | 7 | 2 | 2:13.741 P | 34.613 | 39.086 | 1:00.042 | 243.2 | 10:46:05.979 |
| 8 | 2 | 7:42.936 | 6:06.118 | 36.857 | 59.961 | | 10:52:37.935 | 8 | 2 | 7:14.091 | 5:36.332 | 39.957 | 57.802 | | 10:53:20.070 |
| 9 | 2 | 2:00.611 | 33.310 | 36.490 | 50.811 | 246.0 | 10:54:38.546 | 9 | 2 | 1:59.699 | 33.080 | 36.078 | 50.541 | 247.1 | 10:55:19.769 |
| 10 | 2 | 2:00.182 | 33.164 | 36.266 | 50.752 | 247.1 | 10:56:38.728 | 10 | 2 | 2:14.408 P | 33.026 | 37.695 | 1:03.687 | 246.0 | 10:57:34.177 |
| 11 | 2 | 2:13.329 P | 33.343 | 38.824 | 1:01.162 | 247.1 | 10:58:52.057 | | | | | | | | |
| 26 | | | | | | | 63 | | | | | | | | |
| 1 Eliseo Martínez Lamborghini Huracan GT3 | | | | | | | 1 Albert Costa Lamborghini Huracan GT3 EVO | | | | | | | | |
| PRO 2 Fabio Onidi Lazarus Racing | | | | | | | PRO 2 Giacomo Altoè Emil Frey Racing | | | | | | | | |
| Lap | D | Time | Sector 1 | Sector 2 | Sector 3 | T. Spd | Elapsed | Lap | D | Time | Sector 1 | Sector 2 | Sector 3 | T. Spd | Elapsed |
| 1 | 1 | 10:32:31.412 | 10:30:58.698 | 39.034 | 53.680 | | 10:32:31.412 | 1 | 2 | 10:34:27.035 | 10:32:53.462 | 38.072 | 55.501 | | 10:34:27.035 |
| 2 | 1 | 2:14.473 P | 35.635 | 37.886 | 1:00.952 | 240.5 | 10:34:45.885 | 2 | 2 | 2:01.908 | 33.661 | 36.608 | 51.639 | 244.8 | 10:36:28.943 |
| 3 | 1 | 5:00.985 | 3:28.796 | 38.221 | 53.968 | | 10:39:46.870 | 3 | 2 | 2:00.485 | 33.210 | 36.384 | 50.891 | 246.0 | 10:38:29.428 |
| 4 | 1 | 2:03.115 | 33.712 | 36.694 | 52.709 | 246.5 | 10:41:49.985 | 4 | 2 | 2:00.333 | 33.132 | 36.372 | 50.829 | 244.3 | 10:40:29.761 |
| 5 | 1 | 2:01.449 | 33.569 | 36.684 | 51.196 | 245.4 | 10:43:51.434 | 5 | 2 | 8:02.313 P | 33.333 | 36.335 | 6:52.645 | 245.4 | 10:48:32.074 |
| 6 | 1 | 2:01.258 | 33.521 | 36.664 | 51.073 | 245.4 | 10:45:52.692 | 6 | 2 | 2:25.993 | 50.512 | 39.968 | 55.513 | | 10:50:58.067 |
| 7 | 1 | 2:12.090 P | 33.486 | 36.848 | 1:01.756 | 247.7 | 10:48:04.782 | 7 | 2 | 2:00.049 | 33.120 | 36.248 | 50.681 | 244.8 | 10:52:58.116 |
| 8 | 1 | 4:13.982 | 2:40.579 | 39.769 | 53.634 | | 10:52:18.764 | 8 | 2 | 2:09.806 | 35.992 | 38.464 | 55.350 | 246.5 | 10:55:07.922 |
| 9 | 1 | 2:00.870 | 33.342 | 36.523 | 51.005 | 248.2 | 10:54:19.634 | 9 | 2 | 2:00.301 | 33.148 | 36.305 | 50.848 | 246.0 | 10:57:08.223 |
| 10 | 1 | 2:00.362 | 33.121 | 36.346 | 50.895 | 242.6 | 10:56:19.996 | 10 | 2 | 2:00.227 | 32.976 | 36.435 | 50.816 | 244.8 | 10:59:08.450 |
| 11 | 1 | 2:01.776 | 32.958 | 36.329 | 52.489 | 242.6 | 10:58:21.772 | 11 | 2 | 1:59.745 | 33.066 | 36.308 | 50.371 | 244.3 | 11:01:08.195 |
| 12 | 1 | 2:19.484 P | 33.795 | 37.520 | 1:08.169 | 246.5 | 11:00:41.256 | 12 | 2 | | 34.501 | 38.579 | | 245.4 | |
| 27 | | | | | | | 66 | | | | | | | | |
| 1 Nicola De Marco Lamborghini Huracan GT3 | | | | | | | 1 Kang Ling Lamborghini Huracan GT3 | | | | | | | | |
| PRO 2 Nicolas Pohler Lazarus Racing | | | | | | | PROAM 2 Frederik Schandorff Vincenzo Sospiri Racing | | | | | | | | |
| Lap | D | Time | Sector 1 | Sector 2 | Sector 3 | T. Spd | Elapsed | Lap | D | Time | Sector 1 | Sector 2 | Sector 3 | T. Spd | Elapsed |
| 1 | 1 | 10:32:30.138 | 10:30:52.753 | 40.138 | 57.247 | | 10:32:30.138 | 1 | 1 | 10:32:37.654 | 10:31:04.397 | 38.073 | 55.184 | | 10:32:37.654 |
| 2 | 1 | 2:12.082 P | 34.965 | 37.431 | 59.686 | 242.1 | 10:34:42.220 | 2 | 1 | 2:03.780 | 34.175 | 36.767 | 52.838 | 244.3 | 10:34:41.434 |
| 3 | 1 | 3:40.587 | 2:11.314 | 37.364 | 51.909 | | 10:38:22.807 | 3 | 1 | 2:03.165 | 33.798 | 36.885 | 52.482 | 245.4 | 10:36:44.599 |
| 4 | 1 | 2:01.820 | 33.587 | 36.786 | 51.447 | 243.2 | 10:40:24.627 | 4 | 1 | 2:02.957 | 33.856 | 36.854 | 52.247 | 246.0 | 10:38:47.556 |
| 5 | 1 | 2:01.622 | 33.600 | 36.732 | 51.290 | 242.6 | 10:42:26.249 | 5 | 1 | 2:02.464 | 33.740 | 36.793 | 51.931 | 244.8 | 10:40:50.020 |
| 6 | 1 | 2:01.466 | 33.524 | 36.780 | 51.162 | 244.3 | 10:44:27.715 | 6 | 1 | 2:02.635 | 34.003 | 36.748 | 51.884 | 243.2 | 10:42:52.655 |
| 7 | 1 | 2:15.760 P | 33.889 | 37.855 | 1:04.016 | 241.6 | 10:46:43.475 | 7 | 1 | 2:13.093 P | 35.525 | 38.345 | 59.223 | 244.3 | 10:45:05.748 |
| 8 | 1 | 4:05.151 | 2:35.223 | 37.314 | 52.614 | | 10:50:48.626 | 8 | 1 | 5:24.372 | 3:55.788 | 36.843 | 51.741 | | 10:50:30.120 |
| 9 | 1 | 2:01.347 | 33.514 | 36.682 | 51.151 | 245.4 | 10:52:49.973 | 9 | 1 | 2:01.492 | 33.534 | 36.514 | 51.444 | 244.8 | 10:52:31.612 |
| 10 | 1 | 2:00.903 | 33.381 | 36.507 | 51.015 | 244.3 | 10:54:50.876 | 10 | 1 | 2:01.380 | 33.480 | 36.426 | 51.474 | 245.4 | 10:54:32.992 |
| 11 | 1 | 2:01.244 | 33.332 | 36.729 | 51.183 | 247.1 | 10:56:52.120 | 11 | 1 | 2:04.856 | 33.255 | 36.546 | 55.055 | 246.0 | 10:56:37.848 |
| 12 | 1 | 2:08.283 | 37.757 | 38.091 | 52.435 | 208.8 | 10:59:00.403 | 12 | 1 | 2:05.416 | 33.475 | 36.512 | 55.429 | 246.0 | 10:58:43.264 |
| 13 | 1 | 2:00.441 | 33.272 | 36.461 | 50.708 | 242.1 | 11:01:00.844 | 13 | 1 | 2:01.465 | 33.623 | 36.506 | 51.336 | 243.7 | 11:00:44.729 |
| 14 | 1 | | 36.868 | 43.213 | | 244.3 | | 14 | 1 | | 36.817 | 40.547 | | 245.4 | |





Paul Ricard
International GT Open
Qualifying - 2 Driver - 2
Lap Analysis



75

1 Kenny Habul Mercedes AMG GT3
 PROAM 2 Thomas Jäger Rowe Racing / SunEnergy1 Racing

| Lap | D | Time | Sector 1 | Sector 2 | Sector 3 | T. Spd | Elapsed |
|-----|---|--------------|--------------|----------|----------|--------|--------------|
| 1 | 1 | 10:32:40.435 | 10:31:05.726 | 40.553 | 54.156 | | 10:32:40.435 |
| 2 | 1 | 2:06.681 | 35.599 | 37.818 | 53.264 | 237.8 | 10:34:47.116 |
| 3 | 1 | 2:04.622 | 34.475 | 37.484 | 52.663 | 238.9 | 10:36:51.738 |
| 4 | 1 | 2:19.079 P | 36.504 | 38.975 | 1:03.600 | 240.0 | 10:39:10.817 |
| 5 | 1 | 7:39.815 | 6:07.605 | 38.838 | 53.372 | | 10:46:50.632 |
| 6 | 1 | 2:05.373 | 35.670 | 37.765 | 51.938 | 241.0 | 10:48:56.005 |
| 7 | 1 | 2:02.841 | 34.111 | 37.028 | 51.702 | 242.1 | 10:50:58.846 |
| 8 | 1 | 2:06.885 | 36.330 | 38.090 | 52.465 | 211.7 | 10:53:05.731 |
| 9 | 1 | 2:03.126 | 33.805 | 36.908 | 52.413 | 240.5 | 10:55:08.857 |
| 10 | 1 | 2:26.716 P | 38.894 | 41.224 | 1:06.598 | 183.9 | 10:57:35.573 |
| 11 | 1 | 3:44.086 | 2:14.796 | 37.299 | 51.991 | | 11:01:19.659 |
| 12 | 1 | | 35.017 | 38.063 | | 237.8 | |

90

1 Alberto Di Folco Lamborghini Huracan GT3 EVO
 PROAM 2 Christoph Lenz Raton Racing by Target

| Lap | D | Time | Sector 1 | Sector 2 | Sector 3 | T. Spd | Elapsed |
|-----|---|--------------|--------------|----------|----------|--------|--------------|
| 1 | 2 | 10:32:37.898 | 10:31:00.545 | 39.059 | 58.294 | | 10:32:37.898 |
| 2 | 2 | 2:05.917 | 35.184 | 37.550 | 53.183 | 243.2 | 10:34:43.815 |
| 3 | 2 | 2:04.070 | 33.864 | 37.381 | 52.825 | 243.7 | 10:36:47.885 |
| 4 | 2 | 2:04.564 | 34.106 | 37.167 | 53.291 | 244.8 | 10:38:52.449 |
| 5 | 2 | 2:04.108 | 33.971 | 37.242 | 52.895 | 242.6 | 10:40:56.557 |
| 6 | 2 | 2:59.582 P | 35.298 | 38.147 | 1:46.137 | 241.6 | 10:43:56.139 |
| 7 | 2 | 2:21.654 | 51.132 | 37.815 | 52.707 | | 10:46:17.793 |
| 8 | 2 | 2:03.194 | 33.965 | 36.933 | 52.296 | 243.7 | 10:48:20.987 |
| 9 | 2 | 2:03.139 | 33.821 | 37.261 | 52.057 | 243.7 | 10:50:24.126 |
| 10 | 2 | 2:04.330 | 34.734 | 36.925 | 52.671 | 243.7 | 10:52:28.456 |
| 11 | 2 | 2:03.022 | 33.845 | 36.905 | 52.272 | 243.2 | 10:54:31.478 |
| 12 | 2 | 2:02.911 | 33.559 | 36.842 | 52.510 | 243.2 | 10:56:34.389 |
| 13 | 2 | 2:02.769 | 33.600 | 36.673 | 52.496 | 242.6 | 10:58:37.158 |
| 14 | 2 | 2:03.939 | 33.866 | 36.774 | 53.299 | 241.0 | 11:00:41.097 |
| 15 | 2 | | 38.486 | 38.906 | | 175.3 | |

93

1 Christopher Froggatt Ferrari 488 GT3
 PROAM 2 Edward Cheever III Spirit of Race / Tempesta Racing

| Lap | D | Time | Sector 1 | Sector 2 | Sector 3 | T. Spd | Elapsed |
|-----|---|--------------|--------------|----------|----------|--------|--------------|
| 1 | 1 | 10:33:22.360 | 10:31:50.560 | 38.059 | 53.741 | | 10:33:22.360 |
| 2 | 1 | 2:05.445 | 34.225 | 37.068 | 54.152 | 246.5 | 10:35:27.805 |
| 3 | 1 | 2:03.271 | 33.877 | 36.916 | 52.478 | 242.1 | 10:37:31.076 |
| 4 | 1 | 2:03.971 | 34.153 | 36.865 | 52.953 | 246.5 | 10:39:35.047 |
| 5 | 1 | 2:02.670 | 33.695 | 36.485 | 52.490 | 246.0 | 10:41:37.717 |
| 6 | 1 | 4:38.578 P | 34.690 | 36.786 | 3:27.102 | 241.6 | 10:46:16.295 |
| 7 | 1 | 2:21.460 | 51.783 | 37.831 | 51.846 | | 10:48:37.755 |
| 8 | 1 | 2:05.547 | 35.449 | 37.527 | 52.571 | 244.3 | 10:50:43.302 |
| 9 | 1 | 2:01.817 | 33.564 | 36.364 | 51.889 | 247.1 | 10:52:45.119 |
| 10 | 1 | 2:01.911 | 33.531 | 36.578 | 51.802 | 242.1 | 10:54:47.030 |
| 11 | 1 | 2:01.532 | 33.256 | 36.572 | 51.704 | 246.5 | 10:56:48.562 |
| 12 | 1 | 2:06.658 | 33.567 | 39.497 | 53.594 | 247.1 | 10:58:55.220 |
| 13 | 1 | | 33.846 | 36.919 | | 244.3 | |

96

1 Oliver Wilkinson Aston Martin GT3 AMR MY2019
 PROAM 2 Bradley Ellis Optimum Motorsport

| Lap | D | Time | Sector 1 | Sector 2 | Sector 3 | T. Spd | Elapsed |
|-----|---|--------------|--------------|----------|----------|--------|--------------|
| 1 | 2 | 10:32:29.721 | 10:30:57.654 | 38.136 | 53.931 | | 10:32:29.721 |
| 2 | 2 | 2:10.432 P | 34.216 | 37.228 | 58.988 | 244.3 | 10:34:40.153 |
| 3 | 2 | 3:14.473 | 1:45.125 | 37.294 | 52.054 | | 10:37:54.626 |
| 4 | 2 | 2:01.291 | 33.503 | 36.398 | 51.390 | 246.5 | 10:39:55.917 |
| 5 | 2 | 2:01.327 | 33.519 | 36.569 | 51.239 | 244.3 | 10:41:57.244 |
| 6 | 2 | 2:01.109 | 33.511 | 36.350 | 51.248 | 246.0 | 10:43:58.353 |
| 7 | 2 | 2:01.130 | 33.367 | 36.489 | 51.274 | 244.8 | 10:45:59.483 |
| 8 | 2 | 2:08.593 P | 33.413 | 36.960 | 58.220 | 246.5 | 10:48:08.076 |
| 9 | 2 | 2:59.325 | 1:30.920 | 36.792 | 51.613 | | 10:51:07.401 |
| 10 | 2 | 2:00.670 | 33.275 | 36.329 | 51.066 | 247.1 | 10:53:08.071 |
| 11 | 2 | 2:03.997 | 33.366 | 36.201 | 54.430 | 248.2 | 10:55:12.068 |
| 12 | 2 | 2:00.506 | 33.323 | 36.241 | 50.942 | 248.2 | 10:57:12.574 |
| 13 | 2 | 2:00.396 | 33.128 | 36.284 | 50.984 | 246.5 | 10:59:12.970 |
| 14 | 2 | 2:00.440 | 33.324 | 36.332 | 50.784 | 244.8 | 11:01:13.410 |
| 15 | 2 | | 35.452 | 41.389 | | 247.1 | |

99

1 António Coimbra Mercedes AMG GT3
 AM 2 Luis Silva Sports and You

| Lap | D | Time | Sector 1 | Sector 2 | Sector 3 | T. Spd | Elapsed |
|-----|---|--------------|--------------|----------|----------|--------|--------------|
| 1 | 2 | 10:33:19.728 | 10:31:38.833 | 42.536 | 58.359 | | 10:33:19.728 |
| 2 | 2 | 2:08.656 | 35.645 | 37.921 | 55.090 | 242.1 | 10:35:28.384 |
| 3 | 2 | 2:05.706 | 35.181 | 37.215 | 53.310 | 243.2 | 10:37:34.090 |
| 4 | 2 | 2:05.952 | 34.642 | 37.274 | 54.036 | 243.2 | 10:39:40.042 |
| 5 | 2 | 4:40.474 P | 37.044 | 38.816 | 3:24.614 | 241.0 | 10:44:20.516 |
| 6 | 2 | 2:26.013 | 52.878 | 38.825 | 54.310 | | 10:46:46.529 |
| 7 | 2 | 2:03.550 | 34.360 | 36.716 | 52.474 | 243.2 | 10:48:50.079 |
| 8 | 2 | 2:03.244 | 33.975 | 36.862 | 52.407 | 244.8 | 10:50:53.323 |
| 9 | 2 | 2:03.343 | 34.061 | 36.623 | 52.659 | 245.4 | 10:52:56.666 |
| 10 | 2 | 2:02.813 | 33.957 | 36.441 | 52.415 | 243.7 | 10:54:59.479 |
| 11 | 2 | | 39.188 | 43.560 | | 244.3 | |





Paul Ricard
International GT Open
Qualifying - 2 Driver - 2
Best Sectors Results



| Sector - 1 | | | | Sector - 2 | | | | Sector - 3 | | | | Ideal Lap vs Best Lap | | | | |
|------------|----|----------------------|--------|------------|----------------------|--------|----|----------------------|--------|------|----|-----------------------|-----------|----------|------|--|
| Clas | Nº | Driver | Time | Nº | Driver | Time | Nº | Driver | Time | Clas | Nº | Driver | Ideal Lap | Best Lap | Clas | |
| 1 | 6 | Alessio Rovera | 32.886 | 7 | Jules Gounon | 36.054 | 20 | Tom Onslow-Cole | 50.187 | 1 | 20 | Tom Onslow-Cole | 1:59.219 | 1:59.349 | 1 | |
| 2 | 17 | Fran Rueda | 32.900 | 59 | Henrique Chaves | 36.078 | 63 | Giacomo Altoè | 50.371 | 2 | 6 | Alessio Rovera | 1:59.535 | 1:59.661 | 2 | |
| 3 | 21 | Matt Griffin | 32.931 | 20 | Tom Onslow-Cole | 36.094 | 6 | Alessio Rovera | 50.391 | 3 | 63 | Giacomo Altoè | 1:59.595 | 1:59.745 | 4 | |
| 4 | 20 | Tom Onslow-Cole | 32.938 | 19 | Raffaele Giammaria | 36.168 | 59 | Henrique Chaves | 50.541 | 4 | 59 | Henrique Chaves | 1:59.645 | 1:59.699 | 3 | |
| 5 | 26 | Eliseo Martínez | 32.958 | 17 | Fran Rueda | 36.195 | 27 | Nicola De Marco | 50.708 | 5 | 17 | Fran Rueda | 1:59.842 | 1:59.921 | 5 | |
| 6 | 63 | Giacomo Altoè | 32.976 | 96 | Bradley Ellis | 36.201 | 21 | Matt Griffin | 50.729 | 6 | 21 | Matt Griffin | 1:59.930 | 2:00.049 | 6 | |
| 7 | 14 | Norbert Siedler | 32.981 | 10 | Miguel Ramos | 36.238 | 17 | Fran Rueda | 50.747 | 7 | 10 | Miguel Ramos | 2:00.085 | 2:00.336 | 10 | |
| 8 | 10 | Miguel Ramos | 32.988 | 63 | Giacomo Altoè | 36.248 | 25 | Martin Konrad | 50.752 | 8 | 96 | Bradley Ellis | 2:00.113 | 2:00.396 | 12 | |
| 9 | 59 | Henrique Chaves | 33.026 | 6 | Alessio Rovera | 36.258 | 96 | Bradley Ellis | 50.784 | 9 | 14 | Norbert Siedler | 2:00.141 | 2:00.141 | 7 | |
| 10 | 19 | Raffaele Giammaria | 33.031 | 25 | Martin Konrad | 36.266 | 14 | Norbert Siedler | 50.793 | 10 | 19 | Raffaele Giammaria | 2:00.161 | 2:00.325 | 9 | |
| 11 | 7 | Jules Gounon | 33.035 | 21 | Matt Griffin | 36.270 | 10 | Miguel Ramos | 50.859 | 11 | 25 | Martin Konrad | 2:00.182 | 2:00.182 | 8 | |
| 12 | 96 | Bradley Ellis | 33.128 | 26 | Eliseo Martínez | 36.329 | 26 | Eliseo Martínez | 50.895 | 12 | 26 | Eliseo Martínez | 2:00.182 | 2:00.362 | 11 | |
| 13 | 25 | Martin Konrad | 33.164 | 93 | Christopher Froggatt | 36.364 | 19 | Raffaele Giammaria | 50.962 | 13 | 27 | Nicola De Marco | 2:00.441 | 2:00.441 | 13 | |
| 14 | 66 | Kang Ling | 33.255 | 14 | Norbert Siedler | 36.367 | 8 | Giuseppe Cipriani | 51.098 | 14 | 7 | Jules Gounon | 2:00.453 | 2:00.676 | 14 | |
| 15 | 93 | Christopher Froggatt | 33.256 | 66 | Kang Ling | 36.426 | 12 | Federico Leo | 51.203 | 15 | 66 | Kang Ling | 2:01.017 | 2:01.380 | 17 | |
| 16 | 27 | Nicola De Marco | 33.272 | 99 | Luis Silva | 36.441 | 9 | Davide Roda | 51.248 | 16 | 8 | Giuseppe Cipriani | 2:01.061 | 2:01.122 | 15 | |
| 17 | 8 | Giuseppe Cipriani | 33.301 | 27 | Nicola De Marco | 36.461 | 66 | Kang Ling | 51.336 | 17 | 12 | Federico Leo | 2:01.065 | 2:01.213 | 16 | |
| 18 | 12 | Federico Leo | 33.304 | 16 | Marcelo Hahn | 36.491 | 7 | Jules Gounon | 51.364 | 18 | 16 | Marcelo Hahn | 2:01.182 | 2:01.512 | 18 | |
| 19 | 16 | Marcelo Hahn | 33.307 | 12 | Federico Leo | 36.558 | 16 | Marcelo Hahn | 51.384 | 19 | 93 | Christopher Froggatt | 2:01.324 | 2:01.532 | 19 | |
| 20 | 90 | Christoph Lenz | 33.559 | 9 | Davide Roda | 36.624 | 75 | Kenny Habul | 51.702 | 20 | 9 | Davide Roda | 2:01.462 | 2:02.031 | 20 | |
| 21 | 9 | Davide Roda | 33.590 | 8 | Giuseppe Cipriani | 36.662 | 93 | Christopher Froggatt | 51.704 | 21 | 90 | Christoph Lenz | 2:02.289 | 2:02.769 | 21 | |
| 22 | 75 | Kenny Habul | 33.805 | 90 | Christoph Lenz | 36.673 | 90 | Christoph Lenz | 52.057 | 22 | 75 | Kenny Habul | 2:02.415 | 2:02.841 | 23 | |
| 23 | 99 | Luis Silva | 33.957 | 75 | Kenny Habul | 36.908 | 99 | Luis Silva | 52.407 | 23 | 99 | Luis Silva | 2:02.805 | 2:02.813 | 22 | |





Paul Ricard
International GT Open
Qualifying - 2 Driver - 2
Best 5 Lap Times



| Cl | Nº | Entrant/Team | Nat | Driver 1 | Nat | Status | Driver 2 | Nat | Status | Vehicle | Cat | Cl | Best 1 | | Best 2 | | Best 3 | | Best 4 | | Best 5 | |
|----|----|----------------------------|-----|-------------------------|-----|--------|---------------------|-----|--------|-------------------------|-------|----|----------|-----|----------|-----|----------|-----|----------|-----|----------|-----|
| | | | | | | | | | | | | | Time | Lap | Time | Lap | Time | Lap | Time | Lap | Time | Lap |
| 1 | 20 | SPS Automotive Performance | DEU | Valentin Pierburg | DEU | | Tom Onslow-Cole | GBR | | Mercedes AMG GT3 | PROAM | 1 | 1:59.349 | 12 | 1:59.741 | 8 | 1:59.828 | 11 | 2:00.859 | 5 | 2:01.264 | 3 |
| 2 | 6 | Antonelli MotorSport | ITA | Daniel Zampieri | ITA | | Alessio Rovera | ITA | | Mercedes AMG GT3 | PRO | 1 | 1:59.661 | 10 | 1:59.752 | 9 | 2:00.415 | 3 | 2:01.401 | 2 | 2:16.028 | 4 |
| 3 | 59 | Teo Martín Motorsport | ESP | Martin Kodrić | HRV | | Henrique Chaves | PRT | | McLaren 720 s | PRO | 2 | 1:59.699 | 9 | 2:00.401 | 6 | 2:01.609 | 2 | 2:09.796 | 3 | 2:13.741 | 7 |
| 4 | 63 | Emil Frey Racing | CHE | Albert Costa | ESP | | Giacomo Altoè | ITA | | Lamborghini Huracan GT3 | PRO | 3 | 1:59.745 | 11 | 2:00.049 | 7 | 2:00.227 | 10 | 2:00.301 | 9 | 2:00.333 | 4 |
| 5 | 17 | Teo Martín Motorsport | ESP | Fran Rueda | ESP | | Andrés Saravia | GTW | | McLaren 720 s | PRO | 4 | 1:59.921 | 9 | 1:59.953 | 8 | 2:00.003 | 10 | 2:00.092 | 7 | 2:01.367 | 3 |
| 6 | 21 | Spirit of Race | ITA | Duncan Cameron | GBR | | Matt Griffin | IRL | | Ferrari 488 GT3 | PROAM | 2 | 2:00.049 | 13 | 2:00.296 | 12 | 2:00.591 | 7 | 2:00.648 | 8 | 2:01.762 | 3 |
| 7 | 14 | Emil Frey Racing | CHE | Norbert Siedler | AUT | | Mikaël Grenier | CAN | | Lamborghini Huracan GT3 | PRO | 5 | 2:00.141 | 11 | 2:00.482 | 3 | 2:00.596 | 7 | 2:01.671 | 2 | 2:03.537 | 9 |
| 8 | 25 | HTP Motorsport | DEU | Alexander Hrachowina | AUT | | Martin Konrad | AUT | | Mercedes AMG GT3 | AM | 1 | 2:00.182 | 10 | 2:00.611 | 9 | 2:01.015 | 5 | 2:01.046 | 6 | 2:01.073 | 4 |
| 9 | 19 | Raton Racing by Target | ITA | Jiatong Liang | CHN | | Raffaele Giammaria | ITA | | Lamborghini Huracan GT3 | PROAM | 3 | 2:00.325 | 12 | 2:00.360 | 11 | 2:00.918 | 9 | 2:00.966 | 6 | 2:01.302 | 4 |
| 10 | 10 | SPS Automotive Performance | DEU | Miguel Ramos | PRT | | Fabrizio Crestani | ITA | | Mercedes AMG GT3 | PRO | 6 | 2:00.336 | 9 | 2:01.156 | 4 | 2:01.251 | 3 | 2:01.947 | 2 | 2:02.089 | 10 |
| 11 | 26 | Lazarus Racing | ITA | Eliseo Martínez | ESP | | Fabio Onidi | ITA | | Lamborghini Huracan GT3 | PRO | 7 | 2:00.362 | 10 | 2:00.870 | 9 | 2:01.258 | 6 | 2:01.449 | 5 | 2:01.776 | 11 |
| 12 | 96 | Optimum Motorsport | GBR | Oliver Wilkinson | GBR | | Bradley Ellis | GBR | | Aston Martin GT3 AMR | PROAM | 4 | 2:00.396 | 13 | 2:00.440 | 14 | 2:00.506 | 12 | 2:00.670 | 10 | 2:01.130 | 7 |
| 13 | 27 | Lazarus Racing | ITA | Nicola De Marco | ITA | | Nicolas Pohler | DEU | | Lamborghini Huracan GT3 | PRO | 8 | 2:00.441 | 13 | 2:00.903 | 10 | 2:01.244 | 11 | 2:01.347 | 9 | 2:01.466 | 6 |
| 14 | 7 | Petri Corse | ITA | Petru Razvan Umbrarescu | ROU | | Jules Gounon | FRA | | Bentley Continental GT3 | PRO | 9 | 2:00.676 | 10 | 2:00.866 | 9 | 2:01.025 | 6 | 2:01.137 | 8 | 2:01.752 | 5 |
| 15 | 8 | Antonelli MotorSport | ITA | Giuseppe Cipriani | ITA | | | | | Mercedes AMG GT3 | AM | 2 | 2:01.122 | 12 | 2:01.278 | 9 | 2:01.372 | 11 | 2:01.646 | 13 | 2:02.115 | 8 |
| 16 | 12 | Ombra Racing | ITA | Federico Leo | ITA | | Najjy Razak | MYA | | Lamborghini Huracan GT3 | PRO | 10 | 2:01.213 | 6 | 2:01.248 | 9 | 2:01.248 | 10 | 2:01.362 | 11 | 2:01.590 | 4 |
| 17 | 66 | Vincenzo Sospiri Racing | ITA | Kang Ling | CHN | | Frederik Schandorff | DNK | | Lamborghini Huracan GT3 | PROAM | 5 | 2:01.380 | 10 | 2:01.465 | 13 | 2:01.492 | 9 | 2:02.464 | 5 | 2:02.635 | 6 |
| 18 | 16 | Teo Martín Motorsport | ESP | Marcelo Hahn | BRA | | Allam Khodair | BRA | | McLaren 720 s | PROAM | 6 | 2:01.512 | 11 | 2:01.517 | 9 | 2:01.851 | 8 | 2:01.929 | 13 | 2:02.193 | 10 |
| 19 | 93 | Spirit of Race / Tempesta | GBR | Christopher Froggatt | GBR | | Edward Cheever III | ITA | | Ferrari 488 GT3 | PROAM | 7 | 2:01.532 | 11 | 2:01.817 | 9 | 2:01.911 | 10 | 2:03.271 | 3 | 2:03.971 | 4 |
| 20 | 9 | Antonelli MotorSport | ITA | Davide Roda | ITA | | | | | Mercedes AMG GT3 | AM | 3 | 2:02.031 | 9 | 2:02.054 | 3 | 2:02.125 | 5 | 2:02.743 | 6 | 2:02.878 | 4 |
| 21 | 90 | Raton Racing by Target | ITA | Alberto Di Folco | ITA | | Christoph Lenz | CHE | | Lamborghini Huracan GT3 | PROAM | 8 | 2:02.769 | 13 | 2:02.911 | 12 | 2:03.022 | 11 | 2:03.139 | 9 | 2:03.194 | 8 |
| 22 | 99 | Sports and You | PRT | António Coimbra | PRT | | Luis Silva | PRT | | Mercedes AMG GT3 | AM | 4 | 2:02.813 | 10 | 2:03.343 | 9 | 2:03.550 | 7 | 2:05.952 | 4 | 2:08.656 | 2 |
| 23 | 75 | Rowe Racing / SunEnergy1 | DEU | Kenny Habul | AUS | | Thomas Jäger | DEU | | Mercedes AMG GT3 | PROAM | 9 | 2:02.841 | 7 | 2:03.126 | 9 | 2:04.622 | 3 | 2:05.373 | 6 | 2:06.681 | 2 |





Paul Ricard
International GT Open
Qualifying - 2 Driver - 2
Best 5 Top Speeds



| Cl | Nº | Entrant/Team | Nat | Driver 1 | Nat | Status | Driver 2 | Nat | Status | Vehicle | Cat | Cl | Top 1 | | Top 2 | | Top 3 | | Top 4 | | Top 5 | | Avg |
|----|----|----------------------------|-----|-------------------------|-----|--------|---------------------|-----|--------|-------------------------|-------|----|-------|-----|-------|-----|-------|-----|-------|-----|-------|-----|-------|
| | | | | | | | | | | | | | Km/h | Lap | Km/h | Lap | Km/h | Lap | Km/h | Lap | Km/h | Lap | |
| 1 | 7 | Petri Corse | ITA | Petru Razvan Umbrarescu | ROU | | Jules Gounon | ITA | | Bentley Continental GT3 | PRO | 1 | 252.9 | 8 | 251.7 | 11 | 251.1 | 7 | 251.1 | 10 | 250.5 | 6 | 251.5 |
| 2 | 21 | Spirit of Race | ITA | Duncan Cameron | GBR | | Matt Griffin | IRL | | Ferrari 488 GT3 | PROAM | 1 | 248.8 | 11 | 248.2 | 9 | 247.1 | 3 | 247.1 | 4 | 247.1 | 8 | 247.7 |
| 3 | 26 | Lazarus Racing | ITA | Eliseo Martínez | ESP | | Fabio Onidi | ITA | | Lamborghini Huracan GT3 | PRO | 2 | 248.2 | 9 | 247.7 | 7 | 246.5 | 4 | 246.5 | 12 | 245.4 | 5 | 246.9 |
| 4 | 96 | Optimum Motorsport | GBR | Oliver Wilkinson | GBR | | Bradley Ellis | GBR | | Aston Martin GT3 AMR | PROAM | 2 | 248.2 | 11 | 248.2 | 12 | 247.1 | 10 | 247.1 | 15 | 246.5 | 4 | 247.4 |
| 5 | 6 | Antonelli MotorSport | ITA | Daniel Zampieri | ITA | | Alessio Rovera | ITA | | Mercedes AMG GT3 | PRO | 3 | 247.7 | 4 | 247.7 | 9 | 246.5 | 3 | 244.8 | 7 | 244.3 | 5 | 246.2 |
| 6 | 9 | Antonelli MotorSport | ITA | Davide Roda | ITA | | | | | Mercedes AMG GT3 | AM | 1 | 247.7 | 11 | 246.0 | 10 | 244.3 | 3 | 243.7 | 6 | 243.7 | 9 | 245.1 |
| 7 | 20 | SPS Automotive Performance | DEU | Valentin Pierburg | DEU | | Tom Onslow-Cole | GBR | | Mercedes AMG GT3 | PROAM | 3 | 247.7 | 9 | 246.0 | 4 | 246.0 | 8 | 245.4 | 11 | 244.8 | 3 | 246.0 |
| 8 | 17 | Teo Martín Motorsport | ESP | Fran Rueda | ESP | | Andrés Saravia | GTN | | McLaren 720 s | PRO | 4 | 247.1 | 10 | 247.1 | 11 | 246.5 | 4 | 246.5 | 7 | 246.5 | 8 | 246.8 |
| 9 | 25 | HTP Motorsport | DEU | Alexander Hrachowina | AUT | | Martin Konrad | AUT | | Mercedes AMG GT3 | AM | 2 | 247.1 | 10 | 247.1 | 11 | 246.5 | 4 | 246.0 | 9 | 245.4 | 3 | 246.4 |
| 10 | 27 | Lazarus Racing | ITA | Nicola De Marco | ITA | | Nicolas Pohler | DEU | | Lamborghini Huracan GT3 | PRO | 5 | 247.1 | 11 | 245.4 | 9 | 244.3 | 6 | 244.3 | 10 | 244.3 | 14 | 245.1 |
| 11 | 59 | Teo Martín Motorsport | ESP | Martin Kodrić | HRV | | Henrique Chaves | PRT | | McLaren 720 s | PRO | 6 | 247.1 | 3 | 247.1 | 9 | 246.5 | 6 | 246.0 | 10 | 244.8 | 5 | 246.3 |
| 12 | 93 | Spirit of Race / Tempesta | GBR | Christopher Froggatt | GBR | | Edward Cheever III | ITA | | Ferrari 488 GT3 | PROAM | 4 | 247.1 | 9 | 247.1 | 12 | 246.5 | 2 | 246.5 | 4 | 246.5 | 11 | 246.8 |
| 13 | 8 | Antonelli MotorSport | ITA | Giuseppe Cipriani | ITA | | | | | Mercedes AMG GT3 | AM | 3 | 246.5 | 8 | 246.0 | 4 | 246.0 | 11 | 245.4 | 10 | 244.8 | 9 | 245.7 |
| 14 | 63 | Emil Frey Racing | CHE | Albert Costa | ESP | | Giacomo Altoè | ITA | | Lamborghini Huracan GT3 | PRO | 7 | 246.5 | 8 | 246.0 | 3 | 246.0 | 9 | 245.4 | 5 | 245.4 | 12 | 245.9 |
| 15 | 14 | Emil Frey Racing | CHE | Norbert Siedler | AUT | | Mikaël Grenier | CAN | | Lamborghini Huracan GT3 | PRO | 8 | 246.0 | 3 | 246.0 | 9 | 245.4 | 4 | 245.4 | 8 | 245.4 | 12 | 245.6 |
| 16 | 16 | Teo Martín Motorsport | ESP | Marcelo Hahn | BRA | | Allam Khodair | BRA | | McLaren 720 s | PROAM | 5 | 246.0 | 4 | 246.0 | 8 | 246.0 | 9 | 246.0 | 11 | 245.4 | 10 | 245.9 |
| 17 | 66 | Vincenzo Sospiri Racing | ITA | Kang Ling | CAN | | Frederik Schandorff | DNK | | Lamborghini Huracan GT3 | PROAM | 6 | 246.0 | 4 | 246.0 | 11 | 246.0 | 12 | 245.4 | 3 | 245.4 | 10 | 245.7 |
| 18 | 99 | Sports and You | PRT | António Coimbra | PRT | | Luis Silva | PRT | | Mercedes AMG GT3 | AM | 4 | 245.4 | 9 | 244.8 | 8 | 244.3 | 11 | 243.7 | 10 | 243.2 | 3 | 244.3 |
| 19 | 10 | SPS Automotive Performance | DEU | Miguel Ramos | PRT | | Fabrizio Crestani | ITA | | Mercedes AMG GT3 | PRO | 9 | 244.8 | 3 | 244.3 | 4 | 244.3 | 8 | 244.3 | 10 | 243.7 | 2 | 244.3 |
| 20 | 19 | Raton Racing by Target | ITA | Jiatong Liang | CAN | | Raffaele Giammaria | ITA | | Lamborghini Huracan GT3 | PROAM | 7 | 244.8 | 10 | 244.8 | 12 | 244.3 | 3 | 244.3 | 4 | 244.3 | 9 | 244.5 |
| 21 | 90 | Raton Racing by Target | ITA | Alberto Di Folco | ITA | | Christoph Lenz | CHE | | Lamborghini Huracan GT3 | PROAM | 8 | 244.8 | 4 | 243.7 | 3 | 243.7 | 8 | 243.7 | 9 | 243.7 | 10 | 244.0 |
| 22 | 12 | Ombra Racing | ITA | Federico Leo | ITA | | Najiy Razak | MYS | | Lamborghini Huracan GT3 | PRO | 10 | 244.3 | 3 | 243.7 | 4 | 243.7 | 10 | 243.7 | 11 | 242.6 | 6 | 243.6 |
| 23 | 75 | Rowe Racing / SunEnergy1 | DEU | Kenny Habul | AUS | | Thomas Jäger | DEU | | Mercedes AMG GT3 | PROAM | 9 | 242.1 | 7 | 241.0 | 6 | 240.5 | 9 | 240.0 | 4 | 238.9 | 3 | 240.5 |





Paul Ricard
International GT Open
Qualifying - 2 Driver - 2
Fastest Laps Sequence



| Lap | Time of Day | Session Time | Nº | Entrant/Team | Nat | Driver 1 | Nat | Status | Driver 2 | Nat | Status | Vehicle | Cat | Time | Km/h |
|-----|--------------|--------------|----|----------------------------|-----|----------------------|-----|--------|---------------------------|-----|--------|-------------------------|-------|-----------------|-------|
| 2 | 10:34:16.306 | 4:16.306 | 17 | Teo Martín Motorsport | ESP | <u>Fran Rueda</u> | ESP | | Andrés Saravia | GTM | | McLaren 720 s | PRO | 2:02.603 | 170.9 |
| 2 | 10:34:29.390 | 4:29.390 | 19 | Raton Racing by Target | ITA | Jiatong Liang | CHN | | <u>Raffaele Giammaria</u> | ITA | | Lamborghini Huracan GT3 | PROAM | 2:02.552 | 171.0 |
| 2 | 10:34:30.268 | 4:30.268 | 59 | Teo Martín Motorsport | ESP | Martin Kodrić | HRV | | <u>Henrique Chaves</u> | PRT | | McLaren 720 s | PRO | 2:01.609 | 172.3 |
| 2 | 10:36:00.099 | 6:00.099 | 6 | Antonelli MotorSport | ITA | Daniel Zampieri | ITA | | <u>Alessio Rovera</u> | ITA | | Mercedes AMG GT3 | PRO | 2:01.401 | 172.6 |
| 3 | 10:36:17.673 | 6:17.673 | 17 | Teo Martín Motorsport | ESP | <u>Fran Rueda</u> | ESP | | Andrés Saravia | GTM | | McLaren 720 s | PRO | 2:01.367 | 172.6 |
| 3 | 10:36:40.300 | 6:40.300 | 25 | HTP Motorsport | DEU | Alexander Hrachowina | AUT | | <u>Martin Konrad</u> | AUT | | Mercedes AMG GT3 | AM | 2:01.307 | 172.7 |
| 3 | 10:37:35.205 | 7:35.205 | 20 | SPS Automotive Performance | DEU | Valentin Pierburg | DEU | | <u>Tom Onslow-Cole</u> | GBR | | Mercedes AMG GT3 | PROAM | 2:01.264 | 172.8 |
| 3 | 10:37:39.629 | 7:39.629 | 10 | SPS Automotive Performance | DEU | <u>Miguel Ramos</u> | PRT | | Fabrizio Crestani | ITA | | Mercedes AMG GT3 | PRO | 2:01.251 | 172.8 |
| 3 | 10:38:00.514 | 8:00.514 | 6 | Antonelli MotorSport | ITA | Daniel Zampieri | ITA | | <u>Alessio Rovera</u> | ITA | | Mercedes AMG GT3 | PRO | 2:00.415 | 174.0 |
| 4 | 10:40:29.761 | 10:29.761 | 63 | Emil Frey Racing | CHE | Albert Costa | ESP | | <u>Giacomo Altoè</u> | ITA | | Lamborghini Huracan GT3 | PRO | 2:00.333 | 174.1 |
| 7 | 10:50:05.253 | 20:05.253 | 17 | Teo Martín Motorsport | ESP | <u>Fran Rueda</u> | ESP | | Andrés Saravia | GTM | | McLaren 720 s | PRO | 2:00.092 | 174.5 |
| 8 | 10:50:30.666 | 20:30.666 | 20 | SPS Automotive Performance | DEU | Valentin Pierburg | DEU | | <u>Tom Onslow-Cole</u> | GBR | | Mercedes AMG GT3 | PROAM | 1:59.741 | 175.0 |
| 9 | 10:55:19.769 | 25:19.769 | 59 | Teo Martín Motorsport | ESP | Martin Kodrić | HRV | | <u>Henrique Chaves</u> | PRT | | McLaren 720 s | PRO | 1:59.699 | 175.0 |
| 10 | 10:58:44.510 | 28:44.510 | 6 | Antonelli MotorSport | ITA | Daniel Zampieri | ITA | | <u>Alessio Rovera</u> | ITA | | Mercedes AMG GT3 | PRO | 1:59.661 | 175.1 |
| 12 | 10:59:28.212 | 29:28.212 | 20 | SPS Automotive Performance | DEU | Valentin Pierburg | DEU | | <u>Tom Onslow-Cole</u> | GBR | | Mercedes AMG GT3 | PROAM | 1:59.349 | 175.6 |



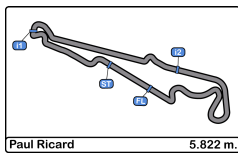


Paul Ricard
International GT Open
Qualifying - 2 Driver - 2
Event Best Maximum Speed



| Nº | Entrant/Team | Nat | Driver 1 | Nat | Status | Driver 2 | Nat | Status | Vehicle | Cat | Km/h | Session |
|----|----------------------------|-----|-------------------------|-----|--------|---------------------|-----|--------|-------------------------|-------|-------|---------------------------|
| 7 | Petri Corse | ITA | Petru Razvan Umbrurescu | ROU | | Jules Gounon | FRA | | Bentley Continental GT3 | PRO | 252.9 | Qualifying - 2 Driver - 2 |
| 17 | Teo Martín Motorsport | ESP | Fran Rueda | ESP | | Andrés Saravia | GTM | | McLaren 720 s | PRO | 250.0 | Race - 1 |
| 21 | Spirit of Race | ITA | Duncan Cameron | GBR | | Matt Griffin | IRL | | Ferrari 488 GT3 | PROAM | 248.8 | Qualifying - 2 Driver - 2 |
| 96 | Optimum Motorsport | GBR | Oliver Wilkinson | GBR | | Bradley Ellis | GBR | | Aston Martin GT3 AMR | PROAM | 248.2 | Race - 1 |
| 26 | Lazarus Racing | ITA | Eliseo Martínez | ESP | | Fabio Onidi | ITA | | Lamborghini Huracan GT3 | PRO | 248.2 | Qualifying - 2 Driver - 2 |
| 6 | Antonelli MotorSport | ITA | Daniel Zampieri | ITA | | Alessio Rovera | ITA | | Mercedes AMG GT3 | PRO | 247.7 | Qualifying - 2 Driver - 2 |
| 20 | SPS Automotive Performance | DEU | Valentin Pierburg | DEU | | Tom Onslow-Cole | GBR | | Mercedes AMG GT3 | PROAM | 247.7 | Qualifying - 2 Driver - 2 |
| 9 | Antonelli MotorSport | ITA | Davide Roda | ITA | | | | | Mercedes AMG GT3 | AM | 247.7 | Qualifying - 2 Driver - 2 |
| 59 | Teo Martín Motorsport | ESP | Martin Kodrić | HRV | | Henrique Chaves | PRT | | McLaren 720 s | PRO | 247.1 | Qualifying - 2 Driver - 2 |
| 93 | Spirit of Race / Tempesta | GBR | Christopher Froggatt | GBR | | Edward Cheever III | ITA | | Ferrari 488 GT3 | PROAM | 247.1 | Qualifying - 2 Driver - 2 |
| 25 | HTP Motorsport | DEU | Alexander Hrachowina | AUT | | Martin Konrad | AUT | | Mercedes AMG GT3 | AM | 247.1 | Qualifying - 2 Driver - 2 |
| 27 | Lazarus Racing | ITA | Nicola De Marco | ITA | | Nicolas Pohler | DEU | | Lamborghini Huracan GT3 | PRO | 247.1 | Qualifying - 2 Driver - 2 |
| 8 | Antonelli MotorSport | ITA | Giuseppe Cipriani | ITA | | | | | Mercedes AMG GT3 | AM | 246.5 | Qualifying - 2 Driver - 2 |
| 63 | Emil Frey Racing | CHE | Albert Costa | ESP | | Giacomo Altoè | ITA | | Lamborghini Huracan GT3 | PRO | 246.5 | Qualifying - 2 Driver - 2 |
| 14 | Emil Frey Racing | CHE | Norbert Siedler | AUT | | Mikaël Grenier | CAN | | Lamborghini Huracan GT3 | PRO | 246.0 | Qualifying - 2 Driver - 2 |
| 66 | Vincenzo Sospiri Racing | ITA | Kang Ling | CHN | | Frederik Schandorff | DNK | | Lamborghini Huracan GT3 | PROAM | 246.0 | Qualifying - 2 Driver - 2 |
| 16 | Teo Martín Motorsport | ESP | Marcelo Hahn | BRA | | Allam Khodair | BRA | | McLaren 720 s | PROAM | 246.0 | Qualifying - 2 Driver - 2 |
| 99 | Sports and You | PRT | António Coimbra | PRT | | Luis Silva | PRT | | Mercedes AMG GT3 | AM | 245.4 | Qualifying - 2 Driver - 2 |
| 10 | SPS Automotive Performance | DEU | Miguel Ramos | PRT | | Fabrizio Crestani | ITA | | Mercedes AMG GT3 | PRO | 244.8 | Qualifying - 2 Driver - 2 |
| 90 | Raton Racing by Target | ITA | Alberto Di Folco | ITA | | Christoph Lenz | CHE | | Lamborghini Huracan GT3 | PROAM | 244.8 | Qualifying - 2 Driver - 2 |
| 19 | Raton Racing by Target | ITA | Jiatong Liang | CHN | | Raffaele Giammaria | ITA | | Lamborghini Huracan GT3 | PROAM | 244.8 | Qualifying - 2 Driver - 2 |
| 12 | Ombra Racing | ITA | Federico Leo | ITA | | Najiy Razak | MYS | | Lamborghini Huracan GT3 | PRO | 244.3 | Race - 1 |
| 75 | Rowe Racing / SunEnergy1 | DEU | Kenny Habul | AUS | | Thomas Jäger | DEU | | Mercedes AMG GT3 | PROAM | 242.1 | Free Practice - 1 |





Paul Ricard
International GT Open
Qualifying - 2 Driver - 2
Pit Stop Analysis



| | | | |
|----------|-----------------|-----|----------------------|
| 6 | Daniel Zampieri | PRO | Antonelli MotorSport |
| | Alessio Rovera | | Mercedes AMG GT3 |

| Nr. | In Day Time | In Time | Out Time | Pit Time | T. Pit Time | Handicap | Penalty |
|-----|--------------|--------------|--------------|----------|-------------|----------|---------|
| 1 | 10:42:18.176 | 10:42:18.176 | 10:43:39.471 | 1:21.295 | 1:21.295 | | |
| 2 | 10:47:41.428 | 10:47:41.428 | 10:52:34.316 | 4:52.888 | 6:14.183 | | |

| | | | |
|----------|-------------------------|-----|-------------------------|
| 7 | Petru Razvan Umbrurescu | PRO | Petri Corse |
| | Jules Gounon | | Bentley Continental GT3 |

| Nr. | In Day Time | In Time | Out Time | Pit Time | T. Pit Time | Handicap | Penalty |
|-----|--------------|--------------|--------------|----------|-------------|----------|---------|
| 1 | 10:32:55.596 | 10:32:55.596 | 10:33:54.663 | 59.067 | 59.067 | | |
| 2 | 10:40:20.069 | 10:40:20.069 | 10:41:32.829 | 1:12.760 | 2:11.827 | | |

| | | | |
|----------|-------------------|----|----------------------|
| 8 | Giuseppe Cipriani | AM | Antonelli MotorSport |
| | | | Mercedes AMG GT3 |

| Nr. | In Day Time | In Time | Out Time | Pit Time | T. Pit Time | Handicap | Penalty |
|-----|--------------|--------------|--------------|----------|-------------|----------|---------|
| 1 | 10:43:23.138 | 10:43:23.138 | 10:47:14.550 | 3:51.412 | 3:51.412 | | |

| | | | |
|----------|-------------|----|----------------------|
| 9 | Davide Roda | AM | Antonelli MotorSport |
| | | | Mercedes AMG GT3 |

| Nr. | In Day Time | In Time | Out Time | Pit Time | T. Pit Time | Handicap | Penalty |
|-----|--------------|--------------|--------------|----------|-------------|----------|---------|
| 1 | 10:46:21.793 | 10:46:21.793 | 10:48:44.319 | 2:22.526 | 2:22.526 | | |

| | | | |
|-----------|-------------------|-----|----------------------------|
| 10 | Miguel Ramos | PRO | SPS Automotive Performance |
| | Fabrizio Crestani | | Mercedes AMG GT3 |

| Nr. | In Day Time | In Time | Out Time | Pit Time | T. Pit Time | Handicap | Penalty |
|-----|--------------|--------------|--------------|----------|-------------|----------|---------|
| 1 | 10:43:53.949 | 10:43:53.949 | 10:48:58.250 | 5:04.301 | 5:04.301 | | |

| | | | |
|-----------|--------------|-----|-----------------------------|
| 12 | Federico Leo | PRO | Ombra Racing |
| | Najiy Razak | | Lamborghini Huracan GT3 EVO |

| Nr. | In Day Time | In Time | Out Time | Pit Time | T. Pit Time | Handicap | Penalty |
|-----|--------------|--------------|--------------|----------|-------------|----------|---------|
| 1 | 10:46:14.596 | 10:46:14.596 | 10:49:28.323 | 3:13.727 | 3:13.727 | | |

| | | | |
|-----------|-----------------|-----|-----------------------------|
| 14 | Norbert Siedler | PRO | Emil Frey Racing |
| | Mikaël Grenier | | Lamborghini Huracan GT3 EVO |

| Nr. | In Day Time | In Time | Out Time | Pit Time | T. Pit Time | Handicap | Penalty |
|-----|--------------|--------------|--------------|----------|-------------|----------|---------|
| 1 | 10:42:33.061 | 10:42:33.061 | 10:49:18.700 | 6:45.639 | 6:45.639 | | |

| | | | |
|-----------|---------------|-------|-----------------------|
| 16 | Marcelo Hahn | PROAM | Teo Martín Motorsport |
| | Allam Khodair | | McLaren 720 s |

| Nr. | In Day Time | In Time | Out Time | Pit Time | T. Pit Time | Handicap | Penalty |
|-----|--------------|--------------|--------------|----------|-------------|----------|---------|
| 1 | 10:43:01.988 | 10:43:01.988 | 10:46:05.231 | 3:03.243 | 3:03.243 | | |

| | | | |
|-----------|----------------|-----|-----------------------|
| 17 | Fran Rueda | PRO | Teo Martín Motorsport |
| | Andrés Saravia | | McLaren 720 s |

| Nr. | In Day Time | In Time | Out Time | Pit Time | T. Pit Time | Handicap | Penalty |
|-----|--------------|--------------|--------------|----------|-------------|----------|---------|
| 1 | 10:40:23.453 | 10:40:23.453 | 10:45:56.107 | 5:32.654 | 5:32.654 | | |

| | | | |
|-----------|--------------------|-------|-----------------------------|
| 19 | Jiatong Liang | PROAM | Raton Racing by Target |
| | Raffaele Giammaria | | Lamborghini Huracan GT3 EVO |

| Nr. | In Day Time | In Time | Out Time | Pit Time | T. Pit Time | Handicap | Penalty |
|-----|--------------|--------------|--------------|----------|-------------|----------|---------|
| 1 | 10:44:37.735 | 10:44:37.735 | 10:45:41.618 | 1:03.883 | 1:03.883 | | |

| | | | |
|-----------|-------------------|-------|----------------------------|
| 20 | Valentin Pierburg | PROAM | SPS Automotive Performance |
| | Tom Onslow-Cole | | Mercedes AMG GT3 |

| Nr. | In Day Time | In Time | Out Time | Pit Time | T. Pit Time | Handicap | Penalty |
|-----|--------------|--------------|--------------|----------|-------------|----------|---------|
| 1 | 10:43:42.234 | 10:43:42.234 | 10:46:24.537 | 2:42.303 | 2:42.303 | | |
| 2 | 10:52:38.348 | 10:52:38.348 | 10:53:20.668 | 42.320 | 3:24.623 | | |

| | | | |
|-----------|----------------|-------|-----------------|
| 21 | Duncan Cameron | PROAM | Spirit of Race |
| | Matt Griffin | | Ferrari 488 GT3 |

| Nr. | In Day Time | In Time | Out Time | Pit Time | T. Pit Time | Handicap | Penalty |
|-----|--------------|--------------|--------------|----------|-------------|----------|---------|
| 1 | 10:41:17.748 | 10:41:17.748 | 10:43:15.905 | 1:58.157 | 1:58.157 | | |

| | | | |
|-----------|----------------------|----|------------------|
| 25 | Alexander Hrachowina | AM | HTP Motorsport |
| | Martin Konrad | | Mercedes AMG GT3 |

| Nr. | In Day Time | In Time | Out Time | Pit Time | T. Pit Time | Handicap | Penalty |
|-----|--------------|--------------|--------------|----------|-------------|----------|---------|
| 1 | 10:44:46.647 | 10:44:46.647 | 10:50:27.908 | 5:41.261 | 5:41.261 | | |

| | | | |
|-----------|-----------------|-----|-------------------------|
| 26 | Eliseo Martínez | PRO | Lazarus Racing |
| | Fabio Onidi | | Lamborghini Huracan GT3 |

| Nr. | In Day Time | In Time | Out Time | Pit Time | T. Pit Time | Handicap | Penalty |
|-----|--------------|--------------|--------------|----------|-------------|----------|---------|
| 1 | 10:34:36.291 | 10:34:36.291 | 10:37:36.715 | 3:00.424 | 3:00.424 | | |
| 2 | 10:47:55.292 | 10:47:55.292 | 10:50:08.953 | 2:13.661 | 5:14.085 | | |

| | | | |
|-----------|-----------------|-----|-------------------------|
| 27 | Nicola De Marco | PRO | Lazarus Racing |
| | Nicolas Pohler | | Lamborghini Huracan GT3 |

| Nr. | In Day Time | In Time | Out Time | Pit Time | T. Pit Time | Handicap | Penalty |
|-----|--------------|--------------|--------------|----------|-------------|----------|---------|
| 1 | 10:34:33.942 | 10:34:33.942 | 10:36:19.000 | 1:45.058 | 1:45.058 | | |
| 2 | 10:46:35.136 | 10:46:35.136 | 10:48:42.865 | 2:07.729 | 3:52.787 | | |

| | | | |
|-----------|-----------------|-----|-----------------------|
| 59 | Martin Kodrić | PRO | Teo Martín Motorsport |
| | Henrique Chaves | | McLaren 720 s |

| Nr. | In Day Time | In Time | Out Time | Pit Time | T. Pit Time | Handicap | Penalty |
|-----|--------------|--------------|--------------|----------|-------------|----------|---------|
| 1 | 10:36:31.443 | 10:36:31.443 | 10:37:42.970 | 1:11.527 | 1:11.527 | | |
| 2 | 10:45:57.379 | 10:45:57.379 | 10:51:03.435 | 5:06.056 | 6:17.583 | | |

| | | | |
|-----------|---------------|-----|-----------------------------|
| 63 | Albert Costa | PRO | Emil Frey Racing |
| | Giacomo Altoè | | Lamborghini Huracan GT3 EVO |

| Nr. | In Day Time | In Time | Out Time | Pit Time | T. Pit Time | Handicap | Penalty |
|-----|--------------|--------------|--------------|----------|-------------|----------|---------|
| 1 | 10:42:29.330 | 10:42:29.330 | 10:48:49.207 | 6:19.877 | 6:19.877 | | |

| | | | |
|-----------|---------------------|-------|-------------------------|
| 66 | Kang Ling | PROAM | Vincenzo Sospiri Racing |
| | Frederik Schandorff | | Lamborghini Huracan GT3 |

| Nr. | In Day Time | In Time | Out Time | Pit Time | T. Pit Time | Handicap | Penalty |
|-----|--------------|--------------|--------------|----------|-------------|----------|---------|
| 1 | 10:44:57.357 | 10:44:57.357 | 10:48:27.729 | 3:30.372 | 3:30.372 | | |

| | | | |
|-----------|--------------|-------|---------------------------------|
| 75 | Kenny Habul | PROAM | Rowe Racing / SunEnergy1 Racing |
| | Thomas Jäger | | Mercedes AMG GT3 |

| Nr. | In Day Time | In Time | Out Time | Pit Time | T. Pit Time | Handicap | Penalty |
|-----|--------------|--------------|--------------|----------|-------------|----------|---------|
| 1 | 10:39:02.399 | 10:39:02.399 | 10:44:43.757 | 5:41.358 | 5:41.358 | | |
| 2 | 10:57:25.525 | 10:57:25.525 | 10:59:17.593 | 1:52.068 | 7:33.426 | | |

| | | | |
|-----------|------------------|-------|-----------------------------|
| 90 | Alberto Di Folco | PROAM | Raton Racing by Target |
| | Christoph Lenz | | Lamborghini Huracan GT3 EVO |

| Nr. | In Day Time | In Time | Out Time | Pit Time | T. Pit Time | Handicap | Penalty |
|-----|--------------|--------------|--------------|----------|-------------|----------|---------|
| 1 | 10:43:03.644 | 10:43:03.644 | 10:44:13.485 | 1:09.841 | 1:09.841 | | |

| | | | |
|-----------|----------------------|-------|----------------------------------|
| 93 | Christopher Froggatt | PROAM | Spirit of Race / Tempesta Racing |
| | Edward Cheever III | | Ferrari 488 GT3 |

| Nr. | In Day Time | In Time | Out Time | Pit Time | T. Pit Time | Handicap | Penalty |
|-----|--------------|--------------|--------------|----------|-------------|----------|---------|
| 1 | 10:43:40.642 | 10:43:40.642 | 10:46:33.311 | 2:52.669 | 2:52.669 | | |





Paul Ricard
International GT Open
Qualifying - 2 Driver - 2
Pit Stop Analysis



96

Oliver Wilkinson PROAM Optimum Motorsport

Bradley Ellis Aston Martin GT3 AMR MY2019

| Nr. | In Day Time | In Time | Out Time | Pit Time | T. Pit Time | Handicap | Penalty |
|-----|--------------|--------------|--------------|----------|-------------|----------|---------|
| 1 | 10:34:31.607 | 10:34:31.607 | 10:35:51.424 | 1:19.817 | 1:19.817 | | |
| 2 | 10:47:59.751 | 10:47:59.751 | 10:49:06.313 | 1:06.562 | 2:26.379 | | |

99

António Coimbra AM Sports and You

Luis Silva Mercedes AMG GT3

| Nr. | In Day Time | In Time | Out Time | Pit Time | T. Pit Time | Handicap | Penalty |
|-----|--------------|--------------|--------------|----------|-------------|----------|---------|
| 1 | 10:41:52.976 | 10:41:52.976 | 10:44:37.481 | 2:44.505 | 2:44.505 | | |

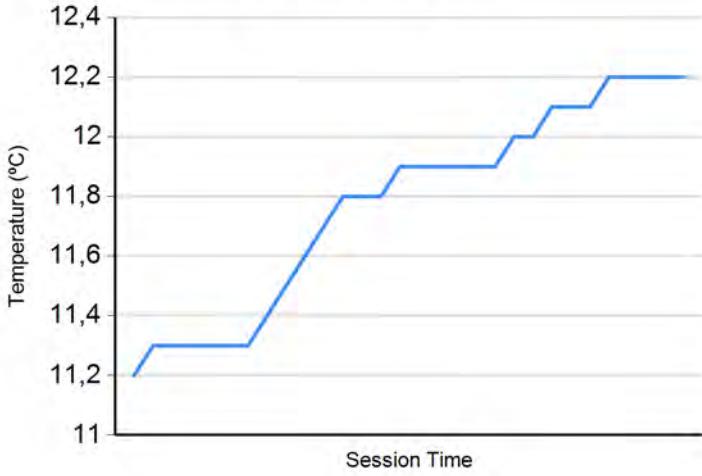




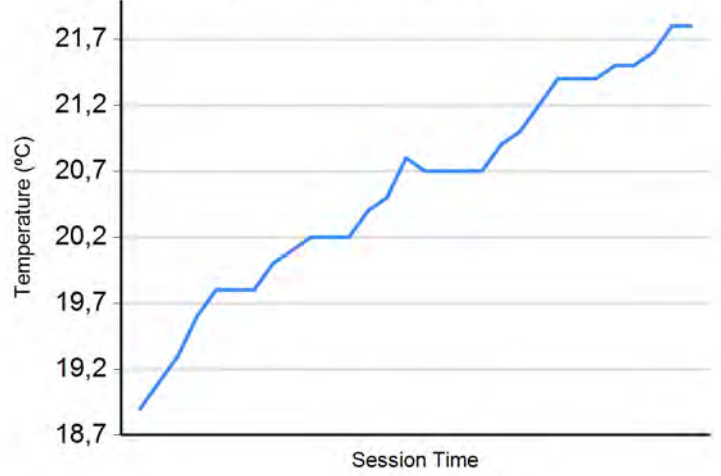
Paul Ricard
International GT Open
Qualifying - 2 Driver - 2
Weather Report



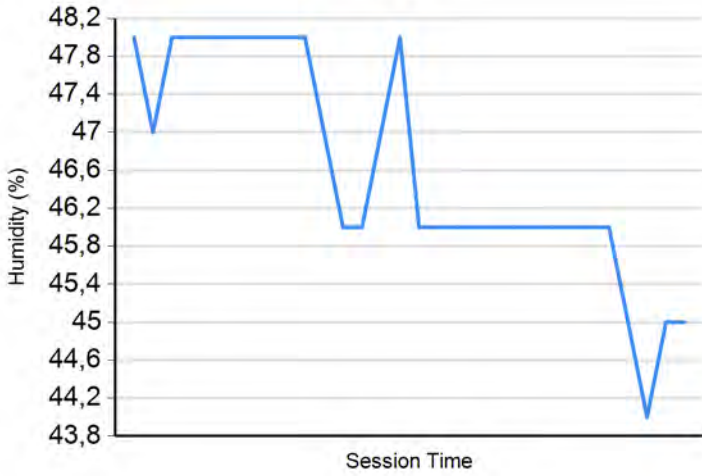
Air Temperature



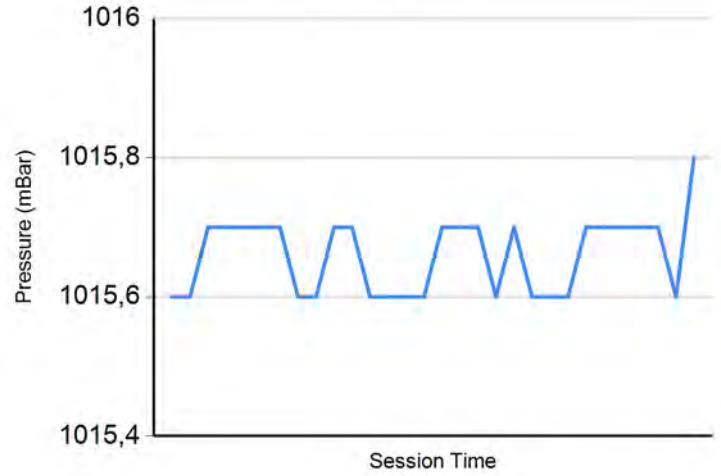
Track Temperature



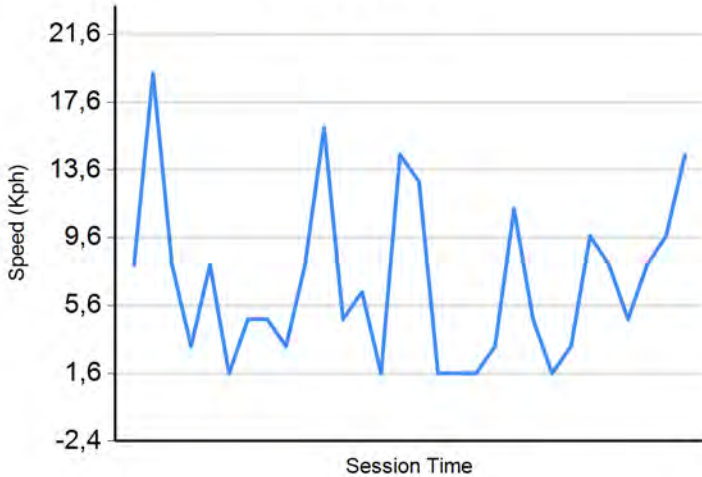
Humidity



Pressure

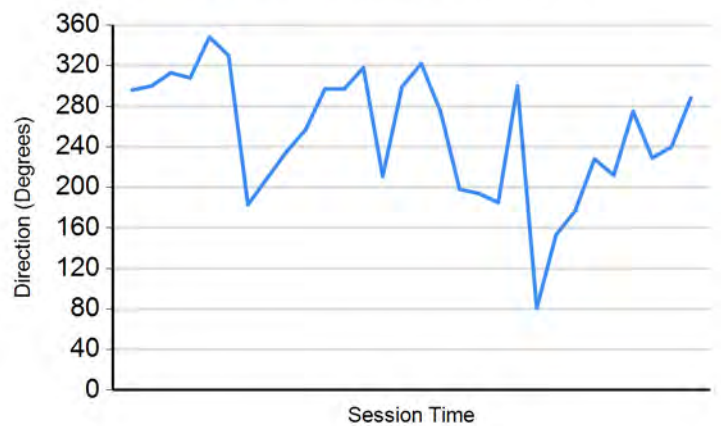


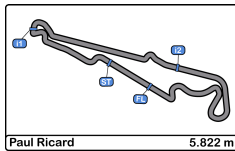
Wind Speed



Wind direction

North = 0°/360° Est = 90° South = 180° West = 270°

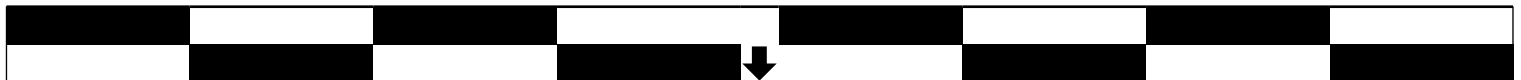




Paul Ricard
International GT Open
Race - 2
Starting Grid Amended



| | | | | | | | |
|----|----|----------------------|----------|----|----|--------------------|----------|
| 22 | 75 | Kenny Habul | 2:02.841 | 21 | 99 | Luis Silva | 2:02.813 |
| 20 | 90 | Christoph Lenz | 2:02.769 | 19 | 9 | Davide Roda | 2:02.031 |
| 18 | 93 | Christopher Froggatt | 2:01.532 | 17 | 16 | Marcelo Hahn | 2:01.512 |
| 16 | 66 | Kang Ling | 2:01.380 | 15 | 12 | Federico Leo | 2:01.213 |
| 14 | 8 | Giuseppe Cipriani | 2:01.122 | 13 | 27 | Nicola De Marco | 2:00.441 |
| 12 | 96 | Bradley Ellis | 2:00.396 | 11 | 26 | Eliseo Martínez | 2:00.362 |
| 10 | 10 | Miguel Ramos | 2:00.336 | 9 | 19 | Raffaele Giammaria | 2:00.325 |
| 8 | 25 | Martin Konrad | 2:00.182 | 7 | 14 | Norbert Siedler | 2:00.141 |
| 6 | 21 | Matt Griffin | 2:00.049 | 5 | 17 | Fran Rueda | 1:59.921 |
| 4 | 63 | Giacomo Altoè | 1:59.745 | 3 | 59 | Henrique Chaves | 1:59.699 |
| 2 | 6 | Alessio Rovera | 1:59.661 | 1 | 20 | Tom Onslow-Cole | 1:59.349 |



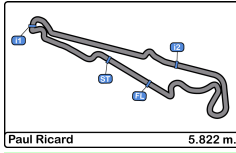
Pole

Published at:.....

Stewards:

Timekeeper:





Paul Ricard
International GT Open
Race - 2
Provisional Results



| Cls | Nº | Entrant/Team | Nat | Driver 1 | Nat | Status | Driver 2 | Nat | Status | Vehicle | Cat | Cl | Laps | Total Time | Gap | Interval | Km/h | Best | Time | Km/h |
|---|-----------------------|----------------------------------|---------------------|-----------------------------|-----|--------|---------------------------|-----|--------|-------------------------|-------|----|------|-------------|--------|----------|-------|------|----------|-------|
| 1 | 14 | Emil Frey Racing | CHE | Norbert Siedler | AUT | | Mikaël Grenier | CAN | | Lamborghini Huracan GT3 | PRO | 1 | 28 | 1:00:44.312 | | | 161.0 | 13 | 2:01.211 | 172.9 |
| 2 | 10 | SPS Automotive Performance | DEU | Miguel Ramos | PRT | | Fabrizio Crestani | ITA | | Mercedes AMG GT3 | PRO | 2 | 28 | 1:00:44.919 | 0.607 | 0.607 | 161.0 | 27 | 2:00.381 | 174.1 |
| 3 | 6 | Antonelli MotorSport | ITA | Daniel Zampieri | ITA | | Alessio Rovera | ITA | | Mercedes AMG GT3 | PRO | 3 | 28 | 1:00:48.436 | 4.124 | 3.517 | 160.8 | 25 | 2:01.302 | 172.7 |
| 4 | 63 | Emil Frey Racing | CHE | Albert Costa | ESP | | Giacomo Altoè | ITA | | Lamborghini Huracan GT3 | PRO | 4 | 28 | 1:00:58.636 | 14.324 | 10.200 | 160.4 | 25 | 2:00.798 | 173.5 |
| 5 | 19 | Raton Racing by Target | ITA | Jiatong Liang | CHN | | Raffaele Giammaria | ITA | | Lamborghini Huracan GT3 | PROAM | 1 | 28 | 1:01:07.536 | 23.224 | 8.900 | 160.0 | 25 | 2:01.774 | 172.1 |
| 6 | 96 | Optimum Motorsport | GB | Oliver Wilkinson | GB | | Bradley Ellis | GB | | Aston Martin GT3 AMR | PROAM | 2 | 28 | 1:01:07.793 | 23.481 | 0.257 | 160.0 | 12 | 2:02.045 | 171.7 |
| 7 | 59 | Teo Martín Motorsport | ESP | Martin Kodrić | HRV | | Henrique Chaves | PRT | | McLaren 720 s | PRO | 5 | 28 | 1:01:08.618 | 24.306 | 0.825 | 159.9 | 23 | 2:00.866 | 173.4 |
| 8 | 93 | Spirit of Race / Tempesta Racing | GB | Christopher Froggatt | GB | | Edward Cheever III | ITA | | Ferrari 488 GT3 | PROAM | 3 | 28 | 1:01:11.840 | 27.528 | 3.222 | 159.8 | 13 | 2:00.938 | 173.3 |
| 9 | 21 | Spirit of Race | ITA | Duncan Cameron | GB | | Matt Griffin | IRL | | Ferrari 488 GT3 | PROAM | 4 | 28 | 1:01:12.625 | 28.313 | 0.785 | 159.7 | 13 | 2:01.326 | 172.7 |
| 10 | 26 | Lazarus Racing | ITA | Eliseo Martínez | ESP | | Fabio Onidi | ITA | | Lamborghini Huracan GT3 | PRO | 6 | 28 | 1:01:13.452 | 29.140 | 0.827 | 159.7 | 14 | 2:01.818 | 172.0 |
| 11 | 27 | Lazarus Racing | ITA | Nicola De Marco | ITA | | Nicolas Pohler | DEU | | Lamborghini Huracan GT3 | PRO | 7 | 28 | 1:01:13.663 | 29.351 | 0.211 | 159.7 | 16 | 2:01.481 | 172.5 |
| 12 | 90 | Raton Racing by Target | ITA | Alberto Di Folco | ITA | | Christoph Lenz | CHE | | Lamborghini Huracan GT3 | PROAM | 5 | 28 | 1:01:14.007 | 29.695 | 0.344 | 159.7 | 16 | 1:59.319 | 175.6 |
| 13 | 66 | Vincenzo Sospiri Racing | ITA | Kang Ling | CHN | | Frederik Schandorff | DNK | | Lamborghini Huracan GT3 | PROAM | 6 | 28 | 1:01:14.701 | 30.389 | 0.694 | 159.7 | 15 | 2:01.923 | 171.9 |
| 14 | 75 | Rowe Racing / SunEnergy1 | DEU | Kenny Habul | AUS | | Thomas Jäger | DEU | | Mercedes AMG GT3 | PROAM | 7 | 28 | 1:01:17.003 | 32.691 | 2.302 | 159.6 | 15 | 2:01.178 | 172.9 |
| 15 | 12 | Ombra Racing | ITA | Federico Leo | ITA | | Najiy Razak | MY | | Lamborghini Huracan GT3 | PRO | 8 | 28 | 1:01:17.009 | 32.697 | 0.006 | 159.6 | 19 | 2:02.414 | 171.2 |
| 16 | 20 | SPS Automotive Performance | DEU | Valentin Pierburg | DEU | | Tom Onslow-Cole | GB | | Mercedes AMG GT3 | PROAM | 8 | 28 | 1:01:22.297 | 37.985 | 5.288 | 159.3 | 12 | 2:00.715 | 173.6 |
| 17 | 25 | HTP Motorsport | DEU | Alexander Hrachowina | AUT | | Martin Konrad | AUT | | Mercedes AMG GT3 | AM | 1 | 28 | 1:01:23.324 | 39.012 | 1.027 | 159.3 | 13 | 2:01.648 | 172.2 |
| 18 | 8 | Antonelli MotorSport | ITA | Giuseppe Cipriani | ITA | | | | | Mercedes AMG GT3 | AM | 2 | 28 | 1:01:37.393 | 53.081 | 14.069 | 158.7 | 24 | 2:01.394 | 172.6 |
| 19 | 9 | Antonelli MotorSport | ITA | Davide Roda | ITA | | | | | Mercedes AMG GT3 | AM | 3 | 28 | 1:01:42.293 | 57.981 | 4.900 | 158.5 | 27 | 2:02.604 | 170.9 |
| 20 | 99 | Sports and You | PRT | António Coimbra | PRT | | Luis Silva | PRT | | Mercedes AMG GT3 | AM | 4 | 28 | 1:01:43.859 | 59.547 | 1.566 | 158.4 | 19 | 2:02.257 | 171.4 |
| Not classified: (Requirements: 75% of number laps of leader = 21 Laps) | | | | | | | | | | | | | | | | | | | | |
| 17 | Teo Martín Motorsport | ESP | Fran Rueda | ESP | | | Andrés Saravia | GT | | McLaren 720 s | PRO | 9 | | | | | | | | |
| 16 | Teo Martín Motorsport | ESP | Marcelo Hahn | BRA | | | Allam Khodair | BRA | | McLaren 720 s | PROAM | 9 | | | | | | | | |

Fastest lap Di Folco - Lenz in 1:59.319 at 175.7 Km/h in lap 16

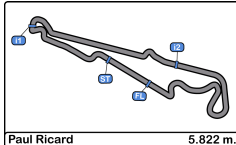
10 SEC TIME PENALTY CAR 8, CUTTING THE CHICANE AND GAINING ADVANTAGE
 1 SEC TIME PENALTY CAR 8, LESS TIME HANDICAP

Published at:.....

Track Temp: 34.7 °C Air Temp: 15.3 °C Humidity: 35 % Track Status: DRY

| | | |
|-----------|----------------|-------------|
| Stewards: | Race Director: | Timekeeper: |
|-----------|----------------|-------------|





Paul Ricard
International GT Open
Race - 2
Provisional Results by Class



| Cls | Nº | Entrant/Team | Nat | Driver 1 | Nat | Status | Driver 2 | Nat | Status | Vehicle | Cat | Cl | Laps | Total Time | Gap | Interval | Km/h | Best | Time | Km/h |
|---|----|----------------------------|-----|------------------------|-----|--------|------------------------|-----|--------|-------------------------|-----|----|------|--------------------|--------|----------|-------|------|----------|-------|
| PRO | | | | | | | | | | | | | | | | | | | | |
| 1 | 14 | Emil Frey Racing | CHN | Norbert Siedler | ITA | AUT | Mikaël Grenier | CAN | | Lamborghini Huracan GT3 | PRO | 1 | 28 | 1:00:44.312 | | | 161.0 | 13 | 2:01.211 | 172.9 |
| 2 | 10 | SPS Automotive Performance | DEU | Miguel Ramos | ESP | PRT | Fabrizio Crestani | ITA | | Mercedes AMG GT3 | PRO | 2 | 28 | 1:00:44.919 | 0.607 | 0.607 | 161.0 | 27 | 2:00.381 | 174.1 |
| 3 | 6 | Antonelli MotorSport | ITA | Daniel Zampieri | ITA | ITA | Alessio Rovera | ITA | | Mercedes AMG GT3 | PRO | 3 | 28 | 1:00:48.436 | 4.124 | 3.517 | 160.8 | 25 | 2:01.302 | 172.7 |
| 4 | 63 | Emil Frey Racing | CHN | Albert Costa | ESP | ESP | Giacomo Altoè | ITA | | Lamborghini Huracan GT3 | PRO | 4 | 28 | 1:00:58.636 | 14.324 | 10.200 | 160.4 | 25 | 2:00.798 | 173.5 |
| 5 | 59 | Teo Martín Motorsport | ESP | Martin Kodrić | HRV | HRV | Henrique Chaves | PRT | | McLaren 720 s | PRO | 5 | 28 | 1:01:08.618 | 24.306 | 9.982 | 159.9 | 23 | 2:00.866 | 173.4 |
| 6 | 26 | Lazarus Racing | ITA | Eliseo Martínez | ESP | ESP | Fabio Onidi | ITA | | Lamborghini Huracan GT3 | PRO | 6 | 28 | 1:01:13.452 | 29.140 | 4.834 | 159.7 | 14 | 2:01.818 | 172.0 |
| 7 | 27 | Lazarus Racing | ITA | Nicola De Marco | ITA | ITA | Nicolas Pohler | DEU | | Lamborghini Huracan GT3 | PRO | 7 | 28 | 1:01:13.663 | 29.351 | 0.211 | 159.7 | 16 | 2:01.481 | 172.5 |
| 8 | 12 | Ombra Racing | ITA | Federico Leo | ITA | ITA | Najiy Razak | MYA | | Lamborghini Huracan GT3 | PRO | 8 | 28 | 1:01:17.009 | 32.697 | 3.346 | 159.6 | 19 | 2:02.414 | 171.2 |
| Not classified: (Requirements: 75% of number laps of leader = 21 Laps) | | | | | | | | | | | | | | | | | | | | |
| 17 | | Teo Martín Motorsport | ESP | Fran Rueda | ESP | | Andrés Saravia | GT | | McLaren 720 s | PRO | 9 | | | | | | | | |

| | | | | | | | | | | | | | | | | | | | | |
|---|----|----------------------------------|-----|-----------------------------|-----|-----|---------------------------|-----|--|-------------------------|-------|---|----|--------------------|--------|-------|-------|----|----------|-------|
| PROAM | | | | | | | | | | | | | | | | | | | | |
| 1 | 19 | Raton Racing by Target | ITA | Jiatong Liang | CHN | CHN | Raffaele Giammaria | ITA | | Lamborghini Huracan GT3 | PROAM | 1 | 28 | 1:01:07.536 | | | 160.0 | 25 | 2:01.774 | 172.1 |
| 2 | 96 | Optimum Motorsport | GB | Oliver Wilkinson | GB | GB | Bradley Ellis | GB | | Aston Martin GT3 AMR M | PROAM | 2 | 28 | 1:01:07.793 | 23.481 | 0.257 | 160.0 | 12 | 2:02.045 | 171.7 |
| 3 | 93 | Spirit of Race / Tempesta Racing | GB | Christopher Froggatt | GB | GB | Edward Cheever III | ITA | | Ferrari 488 GT3 | PROAM | 3 | 28 | 1:01:11.840 | 27.528 | 4.047 | 159.8 | 13 | 2:00.938 | 173.3 |
| 4 | 21 | Spirit of Race | ITA | Duncan Cameron | GB | GB | Matt Griffin | IRL | | Ferrari 488 GT3 | PROAM | 4 | 28 | 1:01:12.625 | 28.313 | 0.785 | 159.7 | 13 | 2:01.326 | 172.7 |
| 5 | 90 | Raton Racing by Target | ITA | Alberto Di Folco | ITA | ITA | Christoph Lenz | CHN | | Lamborghini Huracan GT3 | PROAM | 5 | 28 | 1:01:14.007 | 29.695 | 1.382 | 159.7 | 16 | 1:59.319 | 175.6 |
| 6 | 66 | Vincenzo Sospiri Racing | ITA | Kang Ling | CHN | CHN | Frederik Schandorff | DNK | | Lamborghini Huracan GT3 | PROAM | 6 | 28 | 1:01:14.701 | 30.389 | 0.694 | 159.7 | 15 | 2:01.923 | 171.9 |
| 7 | 75 | Rowe Racing / SunEnergy1 | DEU | Kenny Habul | AUS | AUS | Thomas Jäger | DEU | | Mercedes AMG GT3 | PROAM | 7 | 28 | 1:01:17.003 | 32.691 | 2.302 | 159.6 | 15 | 2:01.178 | 172.9 |
| 8 | 20 | SPS Automotive Performance | DEU | Valentin Pierburg | DEU | DEU | Tom Onslow-Cole | GB | | Mercedes AMG GT3 | PROAM | 8 | 28 | 1:01:22.297 | 37.985 | 5.294 | 159.3 | 12 | 2:00.715 | 173.6 |
| Not classified: (Requirements: 75% of number laps of leader = 21 Laps) | | | | | | | | | | | | | | | | | | | | |
| 16 | | Teo Martín Motorsport | ESP | Marcelo Hahn | BRA | BRA | Allam Khodair | BRA | | McLaren 720 s | PROAM | 9 | | | | | | | | |

| | | | | | | | | | | | | | | | | | | | | |
|-----------|----|----------------------|-----|----------------------|-----|-----|----------------------|-----|--|------------------|----|---|----|--------------------|--------|--------|-------|----|----------|-------|
| AM | | | | | | | | | | | | | | | | | | | | |
| 1 | 25 | HTP Motorsport | DEU | Alexander Hrachowina | ITA | AUT | Martin Konrad | AUT | | Mercedes AMG GT3 | AM | 1 | 28 | 1:01:23.324 | | | 159.3 | 13 | 2:01.648 | 172.2 |
| 2 | 8 | Antonelli MotorSport | ITA | Giuseppe Cipriani | ITA | ITA | | | | Mercedes AMG GT3 | AM | 2 | 28 | 1:01:37.393 | 53.081 | 14.069 | 158.7 | 24 | 2:01.394 | 172.6 |
| 3 | 9 | Antonelli MotorSport | ITA | Davide Roda | ITA | ITA | | | | Mercedes AMG GT3 | AM | 3 | 28 | 1:01:42.293 | 57.981 | 4.900 | 158.5 | 27 | 2:02.604 | 170.9 |
| 4 | 99 | Sports and You | PRT | António Coimbra | PRT | PRT | Luis Silva | PRT | | Mercedes AMG GT3 | AM | 4 | 28 | 1:01:43.859 | 59.547 | 1.566 | 158.4 | 19 | 2:02.257 | 171.4 |

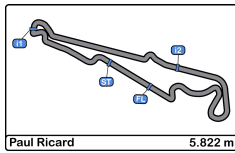
Fastest lap Di Folco - Lenz in 1:59.319 at 175.7 Km/h in lap 16

Published at:.....

Track Temp: 34.7 °C Air Temp: 15.3 °C Humidity: 35 % Track Status: DRY

| | | |
|------------------|-----------------------|--------------------|
| Stewards: | Race Director: | Timekeeper: |
|------------------|-----------------------|--------------------|





Paul Ricard
International GT Open
Race - 2



Provisional Classification by Driver Fastest Lap

| Cl | N° | Entrant/Team | Nat | Vehicle | Driver | Nat | Status | Cat | Cl | Laps | Best | Time | Gap | Interval | Km/h |
|----|----|--------------------------------|-----|------------------------|----------------------|-----|--------|-----|----|------|------|----------|-------|----------|-------|
| 1 | 90 | Raton Racing by Target | ITA | Lamborghini Huracan GT | Alberto Di Folco | ITA | PROAM | | 1 | 17 | 5 | 1:59.319 | | | 175.6 |
| 2 | 10 | SPS Automotive Performance | DEU | Mercedes AMG GT3 | Fabrizio Crestani | ITA | PRO | | 1 | 17 | 16 | 2:00.381 | 1.062 | 1.062 | 174.1 |
| 3 | 20 | SPS Automotive Performance | DEU | Mercedes AMG GT3 | Tom Onslow-Cole | GBR | PROAM | | 2 | 16 | 12 | 2:00.715 | 1.396 | 0.334 | 173.6 |
| 4 | 63 | Emil Frey Racing | CHE | Lamborghini Huracan GT | Albert Costa | ESP | PRO | | 2 | 16 | 13 | 2:00.798 | 1.479 | 0.083 | 173.5 |
| 5 | 59 | Teo Martín Motorsport | ESP | McLaren 720 s | Martin Kodrić | HRV | PRO | | 3 | 17 | 12 | 2:00.866 | 1.547 | 0.068 | 173.4 |
| 6 | 93 | Spirit of Race / Tempesta Raci | GBR | Ferrari 488 GT3 | Edward Cheever III | ITA | PROAM | | 3 | 17 | 2 | 2:00.938 | 1.619 | 0.072 | 173.3 |
| 7 | 75 | Rowe Racing / SunEnergy1 R | DEU | Mercedes AMG GT3 | Thomas Jäger | DEU | PROAM | | 4 | 17 | 4 | 2:01.178 | 1.859 | 0.240 | 172.9 |
| 8 | 14 | Emil Frey Racing | CHE | Lamborghini Huracan GT | Mikaël Grenier | CAN | PRO | | 4 | 17 | 2 | 2:01.211 | 1.892 | 0.033 | 172.9 |
| 9 | 6 | Antonelli MotorSport | ITA | Mercedes AMG GT3 | Daniel Zampieri | ITA | PRO | | 5 | 14 | 11 | 2:01.302 | 1.983 | 0.091 | 172.7 |
| 10 | 21 | Spirit of Race | ITA | Ferrari 488 GT3 | Matt Griffin | IRL | PROAM | | 5 | 15 | 13 | 2:01.326 | 2.007 | 0.024 | 172.7 |
| 11 | 8 | Antonelli MotorSport | ITA | Mercedes AMG GT3 | Giuseppe Cipriani | ITA | AM | | 1 | 28 | 24 | 2:01.394 | 2.075 | 0.068 | 172.6 |
| 12 | 27 | Lazarus Racing | ITA | Lamborghini Huracan GT | Nicolas Pohler | DEU | PRO | | 6 | 14 | 2 | 2:01.481 | 2.162 | 0.087 | 172.5 |
| 13 | 25 | HTP Motorsport | DEU | Mercedes AMG GT3 | Martin Konrad | AUT | AM | | 2 | 16 | 13 | 2:01.648 | 2.329 | 0.167 | 172.2 |
| 14 | 59 | Teo Martín Motorsport | ESP | McLaren 720 s | Henrique Chaves | PRT | PRO | | 7 | 11 | 10 | 2:01.732 | 2.413 | 0.084 | 172.1 |
| 15 | 19 | Raton Racing by Target | ITA | Lamborghini Huracan GT | Jiatong Liang | CHN | PROAM | | 6 | 12 | 9 | 2:01.774 | 2.455 | 0.042 | 172.1 |
| 16 | 6 | Antonelli MotorSport | ITA | Mercedes AMG GT3 | Alessio Rovera | ITA | PRO | | 8 | 14 | 11 | 2:01.779 | 2.460 | 0.005 | 172.1 |
| 17 | 26 | Lazarus Racing | ITA | Lamborghini Huracan GT | Fabio Onidi | ITA | PRO | | 9 | 17 | 3 | 2:01.818 | 2.499 | 0.039 | 172.0 |
| 18 | 19 | Raton Racing by Target | ITA | Lamborghini Huracan GT | Raffaele Giammaria | ITA | PROAM | | 7 | 16 | 12 | 2:01.841 | 2.522 | 0.023 | 172.0 |
| 19 | 14 | Emil Frey Racing | CHE | Lamborghini Huracan GT | Norbert Siedler | AUT | PRO | | 10 | 11 | 7 | 2:01.865 | 2.546 | 0.024 | 171.9 |
| 20 | 66 | Vincenzo Sospiri Racing | ITA | Lamborghini Huracan GT | Frederik Schandorff | DNK | PROAM | | 8 | 17 | 4 | 2:01.923 | 2.604 | 0.058 | 171.9 |
| 21 | 63 | Emil Frey Racing | CHE | Lamborghini Huracan GT | Giacomo Altoè | ITA | PRO | | 11 | 12 | 6 | 2:01.943 | 2.624 | 0.020 | 171.8 |
| 22 | 96 | Optimum Motorsport | GBR | Aston Martin GT3 AMR M | Bradley Ellis | GBR | PROAM | | 9 | 16 | 12 | 2:02.045 | 2.726 | 0.102 | 171.7 |
| 23 | 10 | SPS Automotive Performance | DEU | Mercedes AMG GT3 | Miguel Ramos | PRT | PRO | | 12 | 11 | 10 | 2:02.152 | 2.833 | 0.107 | 171.5 |
| 24 | 99 | Sports and You | PRT | Mercedes AMG GT3 | António Coimbra | PRT | AM | | 3 | 17 | 8 | 2:02.257 | 2.938 | 0.105 | 171.4 |
| 25 | 96 | Optimum Motorsport | GBR | Aston Martin GT3 AMR M | Oliver Wilkinson | GBR | PROAM | | 10 | 12 | 9 | 2:02.347 | 3.028 | 0.090 | 171.3 |
| 26 | 12 | Ombra Racing | ITA | Lamborghini Huracan GT | Najjy Razak | MYS | PRO | | 13 | 15 | 6 | 2:02.414 | 3.095 | 0.067 | 171.2 |
| 27 | 9 | Antonelli MotorSport | ITA | Mercedes AMG GT3 | Davide Roda | ITA | AM | | 4 | 28 | 27 | 2:02.604 | 3.285 | 0.190 | 170.9 |
| 28 | 27 | Lazarus Racing | ITA | Lamborghini Huracan GT | Nicola De Marco | ITA | PRO | | 14 | 14 | 13 | 2:02.666 | 3.347 | 0.062 | 170.8 |
| 29 | 12 | Ombra Racing | ITA | Lamborghini Huracan GT | Federico Leo | ITA | PRO | | 15 | 13 | 7 | 2:02.777 | 3.458 | 0.111 | 170.7 |
| 30 | 66 | Vincenzo Sospiri Racing | ITA | Lamborghini Huracan GT | Kang Ling | CHN | PROAM | | 11 | 11 | 10 | 2:02.835 | 3.516 | 0.058 | 170.6 |
| 31 | 25 | HTP Motorsport | DEU | Mercedes AMG GT3 | Alexander Hrachowin | AUT | AM | | 5 | 12 | 11 | 2:02.947 | 3.628 | 0.112 | 170.4 |
| 32 | 21 | Spirit of Race | ITA | Ferrari 488 GT3 | Duncan Cameron | GBR | PROAM | | 12 | 13 | 3 | 2:02.949 | 3.630 | 0.002 | 170.4 |
| 33 | 26 | Lazarus Racing | ITA | Lamborghini Huracan GT | Eliseo Martínez | ESP | PRO | | 16 | 11 | 10 | 2:02.968 | 3.649 | 0.019 | 170.4 |
| 34 | 20 | SPS Automotive Performance | DEU | Mercedes AMG GT3 | Valentin Pierburg | DEU | PROAM | | 13 | 12 | 2 | 2:03.163 | 3.844 | 0.195 | 170.1 |
| 35 | 75 | Rowe Racing / SunEnergy1 R | DEU | Mercedes AMG GT3 | Kenny Habul | AUS | PROAM | | 14 | 11 | 6 | 2:03.980 | 4.661 | 0.817 | 169.0 |
| 36 | 90 | Raton Racing by Target | ITA | Lamborghini Huracan GT | Christoph Lenz | CHE | PROAM | | 15 | 11 | 10 | 2:04.013 | 4.694 | 0.033 | 169.0 |
| 37 | 93 | Spirit of Race / Tempesta Raci | GBR | Ferrari 488 GT3 | Christopher Froggatt | GBR | PROAM | | 16 | 11 | 9 | 2:04.054 | 4.735 | 0.041 | 168.9 |
| 38 | 99 | Sports and You | PRT | Mercedes AMG GT3 | Luis Silva | PRT | AM | | 6 | 11 | 10 | 2:04.758 | 5.439 | 0.704 | 167.9 |





Paul Ricard
International GT Open
Race - 2
Distance and Speed Average



| Cls | Nº | Entrant/Team | Nat | Driver 1 | Nat | Status | Driver 2 | Nat | Status | Vehicle | Cat | Cls | Laps | Distance | Total Time | Km/h |
|---|----|--------------------------------|-----|-----------------------------|-----|--------|---------------------------|-----|--------|-------------------------|-------|-----|------|----------|-------------|-------|
| 1 | 14 | Emil Frey Racing | CHE | Norbert Siedler | AUT | | Mikaël Grenier | CAN | | Lamborghini Huracan GT3 | PRO | 1 | 28 | 163.01 | 1:00:44.312 | 161.0 |
| 2 | 10 | SPS Automotive Performance | DEU | Miguel Ramos | PRT | | Fabrizio Crestani | ITA | | Mercedes AMG GT3 | PRO | 2 | 28 | 163.01 | 1:00:44.919 | 161.0 |
| 3 | 6 | Antonelli MotorSport | ITA | Daniel Zampieri | ITA | | Alessio Rovera | ITA | | Mercedes AMG GT3 | PRO | 3 | 28 | 163.01 | 1:00:48.436 | 160.8 |
| 4 | 63 | Emil Frey Racing | CHE | Albert Costa | ESP | | Giacomo Altoè | ITA | | Lamborghini Huracan GT3 | PRO | 4 | 28 | 163.01 | 1:00:58.636 | 160.4 |
| 5 | 19 | Raton Racing by Target | ITA | Jiatong Liang | CHN | | Raffaele Giammaria | ITA | | Lamborghini Huracan GT3 | PROAM | 1 | 28 | 163.01 | 1:01:07.536 | 160.0 |
| 6 | 96 | Optimum Motorsport | GBR | Oliver Wilkinson | GBR | | Bradley Ellis | GBR | | Aston Martin GT3 AMR MY | PROAM | 2 | 28 | 163.01 | 1:01:07.793 | 160.0 |
| 7 | 59 | Teo Martín Motorsport | ESP | Martin Kodrić | HRV | | Henrique Chaves | PRT | | McLaren 720 s | PRO | 5 | 28 | 163.01 | 1:01:08.618 | 159.9 |
| 8 | 93 | Spirit of Race / Tempesta Raci | GBR | Christopher Froggatt | GBR | | Edward Cheever III | ITA | | Ferrari 488 GT3 | PROAM | 3 | 28 | 163.01 | 1:01:11.840 | 159.8 |
| 9 | 21 | Spirit of Race | ITA | Duncan Cameron | GBR | | Matt Griffin | IRL | | Ferrari 488 GT3 | PROAM | 4 | 28 | 163.01 | 1:01:12.625 | 159.7 |
| 10 | 26 | Lazarus Racing | ITA | Eliseo Martínez | ESP | | Fabio Onidi | ITA | | Lamborghini Huracan GT3 | PRO | 6 | 28 | 163.01 | 1:01:13.452 | 159.7 |
| 11 | 27 | Lazarus Racing | ITA | Nicola De Marco | ITA | | Nicolas Pohler | DEU | | Lamborghini Huracan GT3 | PRO | 7 | 28 | 163.01 | 1:01:13.663 | 159.7 |
| 12 | 90 | Raton Racing by Target | ITA | Alberto Di Folco | ITA | | Christoph Lenz | CHE | | Lamborghini Huracan GT3 | PROAM | 5 | 28 | 163.01 | 1:01:14.007 | 159.7 |
| 13 | 66 | Vincenzo Sospiri Racing | ITA | Kang Ling | CHN | | Frederik Schandorff | DNK | | Lamborghini Huracan GT3 | PROAM | 6 | 28 | 163.01 | 1:01:14.701 | 159.7 |
| 14 | 75 | Rowe Racing / SunEnergy1 R | DEU | Kenny Habul | AUS | | Thomas Jäger | DEU | | Mercedes AMG GT3 | PROAM | 7 | 28 | 163.01 | 1:01:17.003 | 159.6 |
| 15 | 12 | Ombra Racing | ITA | Federico Leo | ITA | | Najiy Razak | MYS | | Lamborghini Huracan GT3 | PRO | 8 | 28 | 163.01 | 1:01:17.009 | 159.6 |
| 16 | 20 | SPS Automotive Performance | DEU | Valentin Pierburg | DEU | | Tom Onslow-Cole | GBR | | Mercedes AMG GT3 | PROAM | 8 | 28 | 163.01 | 1:01:22.297 | 159.3 |
| 17 | 25 | HTP Motorsport | DEU | Alexander Hrachowina | AUT | | Martin Konrad | AUT | | Mercedes AMG GT3 | AM | 1 | 28 | 163.01 | 1:01:23.324 | 159.3 |
| 18 | 8 | Antonelli MotorSport | ITA | Giuseppe Cipriani | ITA | | | | | Mercedes AMG GT3 | AM | 2 | 28 | 163.01 | 1:01:37.393 | 158.7 |
| 19 | 9 | Antonelli MotorSport | ITA | Davide Roda | ITA | | | | | Mercedes AMG GT3 | AM | 3 | 28 | 163.01 | 1:01:42.293 | 158.5 |
| 20 | 99 | Sports and You | PRT | António Coimbra | PRT | | Luis Silva | PRT | | Mercedes AMG GT3 | AM | 4 | 28 | 163.01 | 1:01:43.859 | 158.4 |
| Not classified: (Requirements: 75% of number laps of leader = 21 Laps) | | | | | | | | | | | | | | | | |
| | 17 | Teo Martín Motorsport | ESP | Fran Rueda | ESP | | Andrés Saravia | GTM | | McLaren 720 s | PRO | 9 | | | | |
| | 16 | Teo Martín Motorsport | ESP | Marcelo Hahn | BRA | | Allam Khodair | BRA | | McLaren 720 s | PROAM | 9 | | | | |





Paul Ricard
International GT Open
Race - 2
Lap Analysis



| 6 | | | | | | | 8 | | | | | | | | |
|--|---|------------|----------|----------|----------|--------|---|-----|------------|--------|----------|----------|----------|-------------|---------|
| 1 Daniel Zampieri Mercedes AMG GT3 | | | | | | | 1 Giuseppe Cipriani Mercedes AMG GT3 | | | | | | | | |
| PRO | | | | | | | AM | | | | | | | | |
| 2 Alessio Rovera Antonelli MotorSport | | | | | | | 2 Antonelli MotorSport | | | | | | | | |
| Lap | D | Time | Sector 1 | Sector 2 | Sector 3 | T. Spd | Elapsed | Lap | D | Time | Sector 1 | Sector 2 | Sector 3 | T. Spd | Elapsed |
| 1 | 2 | 2:30.439 | 38.721 | 40.503 | 1:11.215 | 224.5 | 2:30.439 | 1 | 2:41.253 | 42.995 | 43.941 | 1:14.317 | 221.7 | 2:41.253 | |
| 2 | 2 | 3:08.390 | 56.030 | 56.061 | 1:16.299 | 126.0 | 5:38.829 | 2 | 3:08.739 | 54.536 | 58.071 | 1:16.132 | 135.0 | 5:49.992 | |
| 3 | 2 | 3:02.988 | 52.346 | 54.001 | 1:16.641 | 134.8 | 8:41.817 | 3 | 2:55.931 | 51.360 | 55.650 | 1:08.921 | 106.9 | 8:45.923 | |
| 4 | 2 | 2:02.515 | 34.236 | 36.729 | 51.550 | 234.7 | 10:44.332 | 4 | 2:06.298 | 35.390 | 37.563 | 53.345 | 243.7 | 10:52.221 | |
| 5 | 2 | 2:01.905 | 33.724 | 36.753 | 51.428 | 236.8 | 12:46.237 | 5 | 2:04.583 | 34.678 | 37.346 | 52.559 | 237.3 | 12:56.804 | |
| 6 | 2 | 2:02.135 | 33.727 | 36.752 | 51.656 | 240.5 | 14:48.372 | 6 | 2:06.648 | 35.491 | 38.350 | 52.807 | 242.6 | 15:03.452 | |
| 7 | 2 | 2:02.843 | 33.979 | 36.875 | 51.989 | 240.0 | 16:51.215 | 7 | 2:04.064 | 34.260 | 37.250 | 52.554 | 242.1 | 17:07.516 | |
| 8 | 2 | 2:03.707 | 33.806 | 36.955 | 52.946 | 239.4 | 18:54.922 | 8 | 2:05.074 | 34.681 | 37.452 | 52.941 | 243.2 | 19:12.590 | |
| 9 | 2 | 2:02.291 | 33.790 | 37.059 | 51.442 | 241.6 | 20:57.213 | 9 | 2:04.189 | 34.530 | 35.582 | 54.077 | 240.5 | 21:16.779 | |
| 10 | 2 | 2:02.092 | 33.803 | 36.899 | 51.390 | 240.0 | 22:59.305 | 10 | 2:05.365 | 35.398 | 37.277 | 52.690 | 236.8 | 23:22.144 | |
| 11 | 2 | 2:01.779 | 33.800 | 36.701 | 51.278 | 241.6 | 25:01.084 | 11 | 2:04.505 | 34.389 | 37.243 | 52.873 | 242.6 | 25:26.649 | |
| 12 | 2 | 2:02.016 | 33.695 | 36.894 | 51.427 | 242.6 | 27:03.100 | 12 | 2:03.517 | 34.144 | 37.240 | 52.133 | 242.1 | 27:30.166 | |
| 13 | 2 | 2:01.782 | 33.648 | 36.753 | 51.381 | 240.0 | 29:04.882 | 13 | 2:58.186 P | 34.223 | 37.001 | 1:46.962 | 241.0 | 30:28.352 | |
| 14 | 2 | 2:58.978 P | 33.671 | 36.653 | 1:48.654 | 241.0 | 32:03.860 | 14 | 2:20.818 | 51.506 | 37.000 | 52.312 | | 32:49.170 | |
| 15 | 1 | 2:17.250 | 49.468 | 36.687 | 51.095 | | 34:21.110 | 15 | 2:04.141 | 34.018 | 38.012 | 52.111 | 243.2 | 34:53.311 | |
| 16 | 1 | 2:02.101 | 33.740 | 36.691 | 51.670 | 242.1 | 36:23.211 | 16 | 2:03.247 | 33.981 | 37.267 | 51.999 | 240.5 | 36:56.558 | |
| 17 | 1 | 2:04.127 | 34.414 | 36.943 | 52.770 | 240.5 | 38:27.338 | 17 | 2:02.825 | 34.010 | 36.993 | 51.822 | 241.0 | 38:59.383 | |
| 18 | 1 | 2:01.724 | 33.753 | 36.677 | 51.294 | 242.1 | 40:29.062 | 18 | 2:02.565 | 33.980 | 36.957 | 51.628 | 242.1 | 41:01.948 | |
| 19 | 1 | 2:01.856 | 33.605 | 36.943 | 51.308 | 241.0 | 42:30.918 | 19 | 2:02.508 | 33.954 | 37.020 | 51.534 | 240.5 | 43:04.456 | |
| 20 | 1 | 2:01.785 | 33.903 | 36.671 | 51.211 | 238.9 | 44:32.703 | 20 | 2:03.214 | 33.992 | 37.629 | 51.593 | 240.0 | 45:07.670 | |
| 21 | 1 | 2:02.074 | 33.766 | 36.831 | 51.477 | 240.0 | 46:34.777 | 21 | 2:02.583 | 33.876 | 36.928 | 51.779 | 242.1 | 47:10.253 | |
| 22 | 1 | 2:02.224 | 33.679 | 36.708 | 51.837 | 241.6 | 48:37.001 | 22 | 2:02.756 | 33.886 | 37.288 | 51.582 | 243.2 | 49:13.009 | |
| 23 | 1 | 2:01.983 | 33.842 | 37.020 | 51.121 | 242.1 | 50:38.984 | 23 | 2:02.317 | 33.846 | 36.852 | 51.619 | 240.5 | 51:15.326 | |
| 24 | 1 | 2:01.542 | 33.721 | 36.758 | 51.063 | 240.0 | 52:40.526 | 24 | 2:01.394 | 32.521 | 37.224 | 51.649 | 240.0 | 53:16.720 | |
| 25 | 1 | 2:01.302 | 33.579 | 36.601 | 51.122 | 242.1 | 54:41.828 | 25 | 2:02.141 | 33.794 | 36.962 | 51.385 | 243.2 | 55:18.861 | |
| 26 | 1 | 2:02.668 | 33.585 | 36.594 | 52.489 | 242.6 | 56:44.496 | 26 | 2:02.328 | 33.665 | 36.647 | 52.016 | 243.7 | 57:21.189 | |
| 27 | 1 | 2:01.836 | 33.895 | 36.673 | 51.268 | 242.1 | 58:46.332 | 27 | 2:02.611 | 33.875 | 36.984 | 51.752 | 241.6 | 59:23.800 | |
| 28 | 1 | 2:02.104 | 33.660 | 36.724 | 51.720 | 242.1 | 1:00:48.436 | 28 | 2:02.593 | 34.051 | 36.905 | 51.637 | 241.6 | 1:01:26.393 | |





Paul Ricard
International GT Open
Race - 2
Lap Analysis



9

1 Davide Roda

Mercedes AMG GT3

10

1 Miguel Ramos

Mercedes AMG GT3

AM

2

Antonelli MotorSport

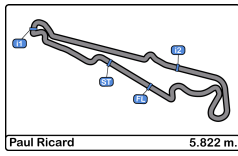
PRO

2 Fabrizio Crestani

SPS Automotive Performance

| Lap | D | Time | Sector 1 | Sector 2 | Sector 3 | T. Spd | Elapsed | Lap | D | Time | Sector 1 | Sector 2 | Sector 3 | T. Spd | Elapsed |
|-----|---|------------|----------|----------|----------|--------|-------------|-----|---|------------|----------|----------|----------|--------|-------------|
| 1 | | 2:45.199 | 43.982 | 45.790 | 1:15.427 | 233.2 | 2:45.199 | 1 | 1 | 2:36.375 | 40.925 | 42.324 | 1:13.126 | 225.4 | 2:36.375 |
| 2 | | 3:08.167 | 55.549 | 56.406 | 1:16.212 | 107.7 | 5:53.366 | 2 | 1 | 3:08.932 | 54.235 | 58.850 | 1:15.847 | 143.6 | 5:45.307 |
| 3 | | 2:54.693 | 53.049 | 55.887 | 1:05.757 | 117.1 | 8:48.059 | 3 | 1 | 2:58.359 | 50.705 | 55.864 | 1:11.790 | 186.2 | 8:43.666 |
| 4 | | 2:06.846 | 35.012 | 37.986 | 53.848 | 243.2 | 10:54.905 | 4 | 1 | 2:05.251 | 35.894 | 37.178 | 52.179 | 239.4 | 10:48.917 |
| 5 | | 2:04.953 | 34.687 | 37.613 | 52.653 | 244.3 | 12:59.858 | 5 | 1 | 2:03.296 | 34.297 | 37.030 | 51.969 | 241.0 | 12:52.213 |
| 6 | | 2:04.890 | 34.435 | 37.589 | 52.866 | 245.4 | 15:04.748 | 6 | 1 | 2:02.720 | 34.093 | 36.800 | 51.827 | 242.1 | 14:54.933 |
| 7 | | 2:04.831 | 34.709 | 37.277 | 52.845 | 241.6 | 17:09.579 | 7 | 1 | 2:02.599 | 33.938 | 36.715 | 51.946 | 242.1 | 16:57.532 |
| 8 | | 2:04.690 | 34.329 | 37.437 | 52.924 | 242.1 | 19:14.269 | 8 | 1 | 2:02.651 | 33.990 | 36.878 | 51.783 | 241.0 | 19:00.183 |
| 9 | | 2:04.317 | 34.599 | 37.478 | 52.240 | 242.1 | 21:18.586 | 9 | 1 | 2:02.448 | 33.874 | 36.710 | 51.864 | 238.9 | 21:02.631 |
| 10 | | 2:04.427 | 34.630 | 37.179 | 52.618 | 243.2 | 23:23.013 | 10 | 1 | 2:02.152 | 33.682 | 36.771 | 51.699 | 241.0 | 23:04.783 |
| 11 | | 3:01.489 P | 34.464 | 37.371 | 1:49.654 | 244.3 | 26:24.502 | 11 | 1 | 2:57.449 P | 33.839 | 36.560 | 1:47.050 | 242.1 | 26:02.232 |
| 12 | | 2:19.909 | 50.356 | 37.453 | 52.100 | | 28:44.411 | 12 | 2 | 2:17.014 | 49.576 | 36.670 | 50.768 | | 28:19.246 |
| 13 | | 2:06.350 | 35.339 | 37.519 | 53.492 | 242.6 | 30:50.761 | 13 | 2 | 2:00.529 | 33.503 | 36.420 | 50.606 | 238.9 | 30:19.775 |
| 14 | | 2:04.431 | 34.685 | 37.367 | 52.379 | 241.0 | 32:55.192 | 14 | 2 | 2:00.553 | 33.075 | 36.582 | 50.896 | 240.0 | 32:20.328 |
| 15 | | 2:03.512 | 34.236 | 37.267 | 52.009 | 241.6 | 34:58.704 | 15 | 2 | 2:01.247 | 33.333 | 36.571 | 51.343 | 241.0 | 34:21.575 |
| 16 | | 2:03.470 | 34.119 | 37.206 | 52.145 | 238.9 | 37:02.174 | 16 | 2 | 2:02.008 | 33.521 | 36.761 | 51.726 | 242.6 | 36:23.583 |
| 17 | | 2:03.675 | 34.493 | 37.127 | 52.055 | 240.0 | 39:05.849 | 17 | 2 | 2:04.037 | 34.275 | 36.895 | 52.867 | 241.6 | 38:27.620 |
| 18 | | 2:04.045 | 34.045 | 37.466 | 52.534 | 239.4 | 41:09.894 | 18 | 2 | 2:02.005 | 33.798 | 36.641 | 51.566 | 237.3 | 40:29.625 |
| 19 | | 2:04.028 | 34.563 | 37.162 | 52.303 | 240.5 | 43:13.922 | 19 | 2 | 2:01.896 | 33.351 | 36.770 | 51.775 | 241.0 | 42:31.521 |
| 20 | | 2:03.954 | 34.567 | 37.323 | 52.064 | 239.4 | 45:17.876 | 20 | 2 | 2:01.774 | 33.810 | 36.703 | 51.261 | 238.9 | 44:33.295 |
| 21 | | 2:03.136 | 34.324 | 37.135 | 51.677 | 240.5 | 47:21.012 | 21 | 2 | 2:02.090 | 33.427 | 36.818 | 51.845 | 240.5 | 46:35.385 |
| 22 | | 2:03.296 | 34.181 | 36.964 | 52.151 | 242.6 | 49:24.308 | 22 | 2 | 2:01.798 | 33.526 | 36.565 | 51.707 | 242.1 | 48:37.183 |
| 23 | | 2:02.976 | 34.135 | 37.014 | 51.827 | 240.5 | 51:27.284 | 23 | 2 | 2:02.288 | 33.922 | 36.982 | 51.384 | 242.1 | 50:39.471 |
| 24 | | 2:03.181 | 34.146 | 37.310 | 51.725 | 241.6 | 53:30.465 | 24 | 2 | 2:01.535 | 33.658 | 36.657 | 51.220 | 240.5 | 52:41.006 |
| 25 | | 2:02.895 | 34.140 | 36.968 | 51.787 | 242.1 | 55:33.360 | 25 | 2 | 2:01.387 | 33.532 | 36.629 | 51.226 | 242.6 | 54:42.393 |
| 26 | | 2:03.109 | 33.938 | 36.972 | 52.199 | 242.6 | 57:36.469 | 26 | 2 | 2:01.647 | 33.285 | 36.605 | 51.757 | 241.6 | 56:44.040 |
| 27 | | 2:02.604 | 33.939 | 36.964 | 51.701 | 241.6 | 59:39.073 | 27 | 2 | 2:00.381 | 33.383 | 36.328 | 50.670 | 237.3 | 58:44.421 |
| 28 | | 2:03.220 | 34.338 | 36.927 | 51.955 | 240.5 | 1:01:42.293 | 28 | 2 | 2:00.498 | 33.163 | 36.363 | 50.972 | 239.4 | 1:00:44.919 |





Paul Ricard
International GT Open
Race - 2
Lap Analysis



| 12 | | | | | | | 14 | | | | | | | | |
|----------------|---|------------|-----------------------------|----------|----------|--------|-------------------|-----|---|-----------------------------|----------|----------|----------|--------|-------------|
| 1 Federico Leo | | | Lamborghini Huracan GT3 EVO | | | | 1 Norbert Siedler | | | Lamborghini Huracan GT3 EVO | | | | | |
| PRO | | | 2 Najiy Razak | | | | PRO | | | 2 Mikaël Grenier | | | | | |
| Lap | D | Time | Sector 1 | Sector 2 | Sector 3 | T. Spd | Elapsed | Lap | D | Time | Sector 1 | Sector 2 | Sector 3 | T. Spd | Elapsed |
| 1 | 1 | 2:43.442 | 43.329 | 44.730 | 1:15.383 | 230.2 | 2:43.442 | 1 | 1 | 2:33.024 | 40.009 | 41.085 | 1:11.930 | 229.2 | 2:33.024 |
| 2 | 1 | 3:07.833 | 54.486 | 57.408 | 1:15.939 | 154.0 | 5:51.275 | 2 | 1 | 3:08.555 | 55.498 | 56.561 | 1:16.496 | 123.1 | 5:41.579 |
| 3 | 1 | 2:55.316 | 52.395 | 56.306 | 1:06.615 | 109.0 | 8:46.591 | 3 | 1 | 3:01.138 | 52.196 | 54.212 | 1:14.730 | 122.1 | 8:42.717 |
| 4 | 1 | 2:05.888 | 35.351 | 37.465 | 53.072 | 242.6 | 10:52.479 | 4 | 1 | 2:03.918 | 35.017 | 36.907 | 51.994 | 240.0 | 10:46.635 |
| 5 | 1 | 2:04.618 | 34.694 | 37.413 | 52.511 | 242.1 | 12:57.097 | 5 | 1 | 2:02.473 | 33.746 | 36.796 | 51.931 | 242.1 | 12:49.108 |
| 6 | 1 | 2:03.206 | 34.707 | 36.750 | 51.749 | 242.1 | 15:00.303 | 6 | 1 | 2:02.205 | 33.815 | 36.546 | 51.844 | 242.6 | 14:51.313 |
| 7 | 1 | 2:02.777 | 34.132 | 36.829 | 51.816 | 241.0 | 17:03.080 | 7 | 1 | 2:01.865 | 33.609 | 36.612 | 51.644 | 241.6 | 16:53.178 |
| 8 | 1 | 2:02.890 | 34.142 | 37.136 | 51.612 | 243.2 | 19:05.970 | 8 | 1 | 2:02.451 | 33.735 | 36.796 | 51.920 | 242.1 | 18:55.629 |
| 9 | 1 | 2:03.211 | 34.156 | 36.895 | 52.160 | 241.6 | 21:09.181 | 9 | 1 | 2:02.852 | 33.959 | 36.893 | 52.000 | 244.8 | 20:58.481 |
| 10 | 1 | 2:03.105 | 34.058 | 36.939 | 52.108 | 242.6 | 23:12.286 | 10 | 1 | 2:02.166 | 33.695 | 36.843 | 51.628 | 244.3 | 23:00.647 |
| 11 | 1 | 2:02.790 | 34.001 | 36.824 | 51.965 | 242.1 | 25:15.076 | 11 | 1 | 2:55.711 P | 33.788 | 37.222 | 1:44.701 | 243.7 | 25:56.358 |
| 12 | 1 | 2:02.831 | 33.915 | 36.948 | 51.968 | 241.0 | 27:17.907 | 12 | 2 | 2:18.801 | 50.156 | 37.044 | 51.601 | | 28:15.159 |
| 13 | 1 | 2:10.608 P | 33.947 | 37.105 | 59.556 | 241.0 | 29:28.515 | 13 | 2 | 2:01.211 | 33.635 | 36.460 | 51.116 | 241.6 | 30:16.370 |
| 14 | 2 | 3:04.601 | 1:34.762 | 37.723 | 52.116 | | 32:33.116 | 14 | 2 | 2:01.421 | 33.643 | 36.571 | 51.207 | 242.6 | 32:17.791 |
| 15 | 2 | 2:02.940 | 34.323 | 36.872 | 51.745 | 242.1 | 34:36.056 | 15 | 2 | 2:01.265 | 33.623 | 36.442 | 51.200 | 242.1 | 34:19.056 |
| 16 | 2 | 2:02.705 | 34.126 | 36.812 | 51.767 | 242.1 | 36:38.761 | 16 | 2 | 2:01.843 | 33.828 | 36.530 | 51.485 | 242.1 | 36:20.899 |
| 17 | 2 | 2:02.933 | 34.066 | 36.885 | 51.982 | 240.0 | 38:41.694 | 17 | 2 | 2:01.878 | 33.723 | 36.632 | 51.523 | 241.0 | 38:22.777 |
| 18 | 2 | 2:03.457 | 34.046 | 36.998 | 52.413 | 242.6 | 40:45.151 | 18 | 2 | 2:01.626 | 33.657 | 36.532 | 51.437 | 242.6 | 40:24.403 |
| 19 | 2 | 2:02.414 | 34.037 | 36.678 | 51.699 | 241.6 | 42:47.565 | 19 | 2 | 2:01.516 | 33.665 | 36.498 | 51.353 | 241.6 | 42:25.919 |
| 20 | 2 | 2:03.492 | 34.080 | 37.373 | 52.039 | 240.0 | 44:51.057 | 20 | 2 | 2:01.857 | 33.792 | 36.593 | 51.472 | 240.0 | 44:27.776 |
| 21 | 2 | 2:02.688 | 33.931 | 36.721 | 52.036 | 242.6 | 46:53.745 | 21 | 2 | 2:01.984 | 33.665 | 36.736 | 51.583 | 241.0 | 46:29.760 |
| 22 | 2 | 2:04.095 | 33.970 | 37.534 | 52.591 | 243.2 | 48:57.840 | 22 | 2 | 2:01.802 | 33.708 | 36.587 | 51.507 | 242.6 | 48:31.562 |
| 23 | 2 | 2:03.513 | 33.953 | 36.869 | 52.691 | 242.6 | 51:01.353 | 23 | 2 | 2:02.066 | 33.766 | 36.573 | 51.727 | 242.1 | 50:33.628 |
| 24 | 2 | 2:03.444 | 34.599 | 37.023 | 51.822 | 242.1 | 53:04.797 | 24 | 2 | 2:01.999 | 33.725 | 36.526 | 51.748 | 241.0 | 52:35.627 |
| 25 | 2 | 2:03.772 | 33.916 | 37.453 | 52.403 | 243.7 | 55:08.569 | 25 | 2 | 2:02.462 | 33.983 | 36.712 | 51.767 | 243.2 | 54:38.089 |
| 26 | 2 | 2:02.459 | 34.302 | 36.708 | 51.449 | 243.7 | 57:11.028 | 26 | 2 | 2:01.893 | 33.803 | 36.509 | 51.581 | 243.2 | 56:39.982 |
| 27 | 2 | 2:02.670 | 33.850 | 37.096 | 51.724 | 241.6 | 59:13.698 | 27 | 2 | 2:02.140 | 33.915 | 36.583 | 51.642 | 241.0 | 58:42.122 |
| 28 | 2 | 2:03.311 | 33.910 | 36.954 | 52.447 | 241.0 | 1:01:17.009 | 28 | 2 | 2:02.190 | 33.630 | 36.684 | 51.876 | 245.4 | 1:00:44.312 |

| 16 | | | | | | | |
|----------------|---|------|-----------------------|----------|----------|--------|---------|
| 1 Marcelo Hahn | | | McLaren 720 s | | | | |
| PROAM | | | 2 Allam Khodair | | | | |
| | | | Teo Martín Motorsport | | | | |
| Lap | D | Time | Sector 1 | Sector 2 | Sector 3 | T. Spd | Elapsed |

| 17 | | | | | | | |
|--------------|---|------|-----------------------|----------|----------|--------|---------|
| 1 Fran Rueda | | | McLaren 720 s | | | | |
| PRO | | | 2 Andrés Saravia | | | | |
| | | | Teo Martín Motorsport | | | | |
| Lap | D | Time | Sector 1 | Sector 2 | Sector 3 | T. Spd | Elapsed |



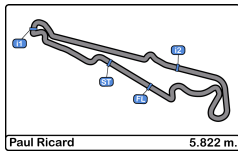


Paul Ricard
International GT Open
Race - 2
Lap Analysis



| 19 | | | | | | | 20 | | | | | | | | |
|--|---|------------|----------|----------|----------|--------|---|-----|---|------------|----------|----------|----------|--------|-------------|
| 1 Jiatong Liang Lamborghini Huracan GT3 EVO | | | | | | | 1 Valentin Pierburg Mercedes AMG GT3 | | | | | | | | |
| PROAM 2 Raffaele Giammaria | | | | | | | PROAM 2 Tom Onslow-Cole | | | | | | | | |
| Raton Racing by Target | | | | | | | SPS Automotive Performance | | | | | | | | |
| Lap | D | Time | Sector 1 | Sector 2 | Sector 3 | T. Spd | Elapsed | Lap | D | Time | Sector 1 | Sector 2 | Sector 3 | T. Spd | Elapsed |
| 1 | 2 | 2:34.430 | 40.383 | 41.878 | 1:12.169 | 227.8 | 2:34.430 | 1 | 2 | 2:30.982 | 39.085 | 40.574 | 1:11.323 | 224.5 | 2:30.982 |
| 2 | 2 | 3:08.915 | 54.648 | 58.572 | 1:15.695 | 112.1 | 5:43.345 | 2 | 2 | 3:08.498 | 55.952 | 55.998 | 1:16.548 | 126.6 | 5:39.480 |
| 3 | 2 | 2:59.550 | 50.905 | 55.580 | 1:13.065 | 194.2 | 8:42.895 | 3 | 2 | 3:02.669 | 52.207 | 54.018 | 1:16.444 | 124.2 | 8:42.149 |
| 4 | 2 | 2:04.945 | 35.855 | 36.910 | 52.180 | 238.9 | 10:47.840 | 4 | 2 | 2:03.054 | 34.551 | 36.867 | 51.636 | 237.3 | 10:45.203 |
| 5 | 2 | 2:02.782 | 34.005 | 36.811 | 51.966 | 241.0 | 12:50.622 | 5 | 2 | 2:01.599 | 33.712 | 36.559 | 51.328 | 241.0 | 12:46.802 |
| 6 | 2 | 2:02.531 | 33.830 | 36.974 | 51.727 | 242.1 | 14:53.153 | 6 | 2 | 2:01.749 | 33.640 | 36.465 | 51.644 | 240.5 | 14:48.551 |
| 7 | 2 | 2:02.556 | 33.839 | 36.751 | 51.966 | 240.0 | 16:55.709 | 7 | 2 | 2:03.067 | 34.207 | 36.636 | 52.224 | 239.4 | 16:51.618 |
| 8 | 2 | 2:02.402 | 33.913 | 36.674 | 51.815 | 240.5 | 18:58.111 | 8 | 2 | 2:02.528 | 33.783 | 36.682 | 52.063 | 240.5 | 18:54.146 |
| 9 | 2 | 2:01.923 | 33.608 | 36.593 | 51.722 | 240.0 | 21:00.034 | 9 | 2 | 2:01.038 | 33.498 | 36.478 | 51.062 | 238.4 | 20:55.184 |
| 10 | 2 | 2:02.156 | 33.614 | 36.814 | 51.728 | 241.0 | 23:02.190 | 10 | 2 | 2:01.211 | 33.360 | 36.572 | 51.279 | 238.9 | 22:56.395 |
| 11 | 2 | 2:02.190 | 33.567 | 36.608 | 52.015 | 241.6 | 25:04.380 | 11 | 2 | 2:01.129 | 33.481 | 36.555 | 51.093 | 238.9 | 24:57.524 |
| 12 | 2 | 2:01.841 | 33.627 | 36.574 | 51.640 | 242.6 | 27:06.221 | 12 | 2 | 2:00.715 | 33.320 | 36.449 | 50.946 | 241.0 | 26:58.239 |
| 13 | 2 | 2:02.155 | 33.584 | 36.752 | 51.819 | 242.1 | 29:08.376 | 13 | 2 | 2:01.229 | 33.426 | 36.560 | 51.243 | 239.4 | 28:59.468 |
| 14 | 2 | 2:02.106 | 33.797 | 36.553 | 51.756 | 240.5 | 31:10.482 | 14 | 2 | 2:01.740 | 33.576 | 36.427 | 51.737 | 241.6 | 31:01.208 |
| 15 | 2 | 2:01.952 | 33.775 | 36.520 | 51.657 | 240.5 | 33:12.434 | 15 | 2 | 2:00.986 | 33.743 | 36.391 | 50.852 | 243.2 | 33:02.194 |
| 16 | 2 | 2:53.791 P | 33.703 | 36.634 | 1:43.454 | 241.6 | 36:06.225 | 16 | 2 | 3:04.948 P | 33.206 | 36.465 | 1:55.277 | 242.1 | 36:07.142 |
| 17 | 1 | 2:21.389 | 50.867 | 37.176 | 53.346 | | 38:27.614 | 17 | 1 | 2:21.742 | 52.145 | 37.389 | 52.208 | | 38:28.884 |
| 18 | 1 | 2:03.674 | 34.982 | 36.732 | 51.960 | 240.0 | 40:31.288 | 18 | 1 | 2:03.163 | 34.171 | 36.839 | 52.153 | 242.6 | 40:32.047 |
| 19 | 1 | 2:06.260 | 35.364 | 38.417 | 52.479 | 241.6 | 42:37.548 | 19 | 1 | 2:04.770 | 34.825 | 37.691 | 52.254 | 242.1 | 42:36.817 |
| 20 | 1 | 2:04.809 | 34.748 | 36.630 | 53.431 | 243.2 | 44:42.357 | 20 | 1 | 2:04.916 | 33.954 | 37.166 | 53.796 | 236.8 | 44:41.733 |
| 21 | 1 | 2:04.757 | 34.731 | 36.678 | 53.348 | 242.6 | 46:47.114 | 21 | 1 | 2:05.691 | 34.529 | 37.281 | 53.881 | 242.1 | 46:47.424 |
| 22 | 1 | 2:03.449 | 34.031 | 36.995 | 52.423 | 244.3 | 48:50.563 | 22 | 1 | 2:05.171 | 34.638 | 37.017 | 53.516 | 240.0 | 48:52.595 |
| 23 | 1 | 2:03.910 | 34.164 | 37.185 | 52.561 | 243.7 | 50:54.473 | 23 | 1 | 2:03.907 | 34.679 | 36.861 | 52.367 | 239.4 | 50:56.502 |
| 24 | 1 | 2:02.340 | 33.937 | 36.811 | 51.592 | 240.0 | 52:56.813 | 24 | 1 | 2:06.397 | 35.406 | 38.352 | 52.639 | 239.4 | 53:02.899 |
| 25 | 1 | 2:01.774 | 33.682 | 36.552 | 51.540 | 242.1 | 54:58.587 | 25 | 1 | 2:05.871 | 33.990 | 37.814 | 54.067 | 240.0 | 55:08.770 |
| 26 | 1 | 2:01.896 | 33.698 | 36.422 | 51.776 | 242.6 | 57:00.483 | 26 | 1 | 2:05.032 | 35.290 | 36.881 | 52.861 | 241.6 | 57:13.802 |
| 27 | 1 | 2:02.566 | 33.820 | 36.460 | 52.286 | 241.0 | 59:03.049 | 27 | 1 | 2:04.311 | 34.408 | 36.959 | 52.944 | 239.4 | 59:18.113 |
| 28 | 1 | 2:04.487 | 34.634 | 37.200 | 52.653 | 242.6 | 1:01:07.536 | 28 | 1 | 2:04.184 | 34.241 | 37.028 | 52.915 | 239.4 | 1:01:22.297 |



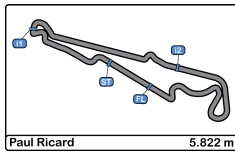


Paul Ricard
International GT Open
Race - 2
Lap Analysis



| 21 | | | | | | | 25 | | | | | | | | |
|------------------|---|------------|----------|----------|----------|--------|------------------------|-----|---|------------|----------|----------|----------|--------|-------------|
| 1 Duncan Cameron | | | | | | | 1 Alexander Hrachowina | | | | | | | | |
| PROAM | | | | | | | Mercedes AMG GT3 | | | | | | | | |
| 2 Matt Griffin | | | | | | | 2 Martin Konrad | | | | | | | | |
| Spirit of Race | | | | | | | HTP Motorsport | | | | | | | | |
| Lap | D | Time | Sector 1 | Sector 2 | Sector 3 | T. Spd | Elapsed | Lap | D | Time | Sector 1 | Sector 2 | Sector 3 | T. Spd | Elapsed |
| 1 | 2 | 2:35.109 | 41.138 | 41.500 | 1:12.471 | | 2:35.109 | 1 | 2 | 2:38.155 | 41.853 | 42.952 | 1:13.350 | 220.4 | 2:38.155 |
| 2 | 2 | 3:08.719 | 54.402 | 58.496 | 1:15.821 | 106.1 | 5:43.828 | 2 | 2 | 3:08.835 | 53.861 | 59.825 | 1:15.149 | 134.1 | 5:46.990 |
| 3 | 2 | 2:59.282 | 51.002 | 55.834 | 1:12.446 | 175.6 | 8:43.110 | 3 | 2 | 2:57.464 | 50.301 | 56.980 | 1:10.183 | 135.3 | 8:44.454 |
| 4 | 2 | 2:03.869 | 35.209 | 36.796 | 51.864 | 226.4 | 10:46.979 | 4 | 2 | 2:05.284 | 35.590 | 37.099 | 52.595 | 242.6 | 10:49.738 |
| 5 | 2 | 2:02.360 | 33.925 | 36.594 | 51.841 | 242.6 | 12:49.339 | 5 | 2 | 2:03.356 | 34.059 | 36.956 | 52.341 | 242.1 | 12:53.094 |
| 6 | 2 | 2:02.375 | 34.084 | 36.459 | 51.832 | 243.2 | 14:51.714 | 6 | 2 | 2:02.380 | 33.958 | 36.669 | 51.753 | 243.2 | 14:55.474 |
| 7 | 2 | 2:01.960 | 33.764 | 36.522 | 51.674 | 241.0 | 16:53.674 | 7 | 2 | 2:02.771 | 34.133 | 36.747 | 51.891 | 243.2 | 16:58.245 |
| 8 | 2 | 2:02.136 | 33.591 | 36.614 | 51.931 | 242.1 | 18:55.810 | 8 | 2 | 2:02.818 | 34.028 | 36.714 | 52.076 | 242.6 | 19:01.063 |
| 9 | 2 | 2:03.043 | 34.080 | 36.744 | 52.219 | 244.3 | 20:58.853 | 9 | 2 | 2:02.598 | 33.908 | 36.749 | 51.941 | 244.8 | 21:03.661 |
| 10 | 2 | 2:02.123 | 33.624 | 36.724 | 51.775 | 246.5 | 23:00.976 | 10 | 2 | 2:02.136 | 33.624 | 36.744 | 51.768 | 241.6 | 23:05.797 |
| 11 | 2 | 2:02.663 | 33.811 | 37.025 | 51.827 | 238.9 | 25:03.639 | 11 | 2 | 2:02.956 | 33.795 | 36.558 | 52.603 | 244.8 | 25:08.753 |
| 12 | 2 | 2:01.475 | 33.557 | 36.534 | 51.384 | 242.6 | 27:05.114 | 12 | 2 | 2:02.005 | 33.582 | 36.554 | 51.869 | 241.0 | 27:10.758 |
| 13 | 2 | 2:01.326 | 33.499 | 36.673 | 51.154 | 243.7 | 29:06.440 | 13 | 2 | 2:01.648 | 33.740 | 36.684 | 51.224 | 242.1 | 29:12.406 |
| 14 | 2 | 2:01.509 | 33.665 | 36.569 | 51.275 | 242.6 | 31:07.949 | 14 | 2 | 2:01.801 | 33.704 | 36.521 | 51.576 | 243.2 | 31:14.207 |
| 15 | 2 | 2:54.731 P | 33.648 | 36.786 | 1:44.297 | 243.7 | 34:02.680 | 15 | 2 | 2:01.747 | 33.878 | 36.489 | 51.380 | 243.2 | 33:15.954 |
| 16 | 1 | 2:21.587 | 51.435 | 37.224 | 52.928 | | 36:24.267 | 16 | 2 | 2:09.340 P | 33.681 | 36.617 | 59.042 | 244.3 | 35:25.294 |
| 17 | 1 | 2:05.191 | 35.395 | 37.326 | 52.470 | 242.1 | 38:29.458 | 17 | 1 | 3:15.624 | 1:46.173 | 36.897 | 52.554 | | 38:40.918 |
| 18 | 1 | 2:02.949 | 34.164 | 36.655 | 52.130 | 246.5 | 40:32.407 | 18 | 1 | 2:03.707 | 34.265 | 36.824 | 52.618 | 242.6 | 40:44.625 |
| 19 | 1 | 2:04.931 | 34.474 | 37.232 | 53.225 | 244.3 | 42:37.338 | 19 | 1 | 2:07.042 | 35.875 | 38.647 | 52.520 | 242.1 | 42:51.667 |
| 20 | 1 | 2:04.688 | 34.622 | 36.820 | 53.246 | 242.6 | 44:42.026 | 20 | 1 | 2:03.703 | 34.279 | 36.663 | 52.761 | 242.1 | 44:55.370 |
| 21 | 1 | 2:03.999 | 34.802 | 36.772 | 52.425 | 243.7 | 46:46.025 | 21 | 1 | 2:04.098 | 33.925 | 36.718 | 53.455 | 243.7 | 46:59.468 |
| 22 | 1 | 2:04.192 | 34.150 | 37.877 | 52.165 | 245.4 | 48:50.217 | 22 | 1 | 2:03.858 | 35.204 | 36.522 | 52.132 | 206.5 | 49:03.326 |
| 23 | 1 | 2:04.567 | 34.295 | 37.266 | 53.006 | 241.0 | 50:54.784 | 23 | 1 | 2:02.982 | 34.014 | 36.484 | 52.484 | 244.3 | 51:06.308 |
| 24 | 1 | 2:03.280 | 34.552 | 36.680 | 52.048 | 243.7 | 52:58.064 | 24 | 1 | 2:03.605 | 34.146 | 36.685 | 52.774 | 242.1 | 53:09.913 |
| 25 | 1 | 2:03.459 | 34.249 | 36.841 | 52.369 | 244.8 | 55:01.523 | 25 | 1 | 2:02.976 | 34.158 | 36.577 | 52.241 | 243.7 | 55:12.889 |
| 26 | 1 | 2:03.427 | 33.903 | 36.815 | 52.709 | 244.3 | 57:04.950 | 26 | 1 | 2:02.977 | 34.049 | 36.549 | 52.379 | 244.3 | 57:15.866 |
| 27 | 1 | 2:03.894 | 34.177 | 37.016 | 52.701 | 242.6 | 59:08.844 | 27 | 1 | 2:02.947 | 34.037 | 36.447 | 52.463 | 243.2 | 59:18.813 |
| 28 | 1 | 2:03.781 | 35.157 | 36.552 | 52.072 | 246.0 | 1:01:12.625 | 28 | 1 | 2:04.511 | 34.240 | 37.020 | 53.251 | 243.7 | 1:01:23.324 |





Paul Ricard
International GT Open
Race - 2
Lap Analysis



26

1 Eliseo Martinez

Lamborghini Huracan GT3

27

1 Nicola De Marco

Lamborghini Huracan GT3

PRO

2 Fabio Onidi

Lazarus Racing

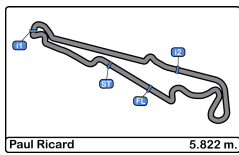
PRO

2 Nicolas Pohler

Lazarus Racing

| Lap | D | Time | Sector 1 | Sector 2 | Sector 3 | T. Spd | Elapsed | Lap | D | Time | Sector 1 | Sector 2 | Sector 3 | T. Spd | Elapsed |
|-----|---|-----------------|---------------|---------------|---------------|--------|-------------|-----|---|-----------------|---------------|---------------|---------------|--------|-------------|
| 1 | 1 | 2:39.715 | 42.360 | 43.183 | 1:14.172 | 227.3 | 2:39.715 | 1 | 1 | 2:40.215 | 42.661 | 43.205 | 1:14.349 | 229.7 | 2:40.215 |
| 2 | 1 | 3:08.452 | 54.164 | 58.805 | 1:15.483 | 142.8 | 5:48.167 | 2 | 1 | 3:08.835 | 54.256 | 58.669 | 1:15.910 | 149.1 | 5:49.050 |
| 3 | 1 | 2:56.796 | 51.103 | 56.036 | 1:09.657 | 115.6 | 8:44.963 | 3 | 1 | 2:56.318 | 50.752 | 56.210 | 1:09.356 | 98.6 | 8:45.368 |
| 4 | 1 | 2:05.474 | 35.440 | 37.347 | 52.687 | 241.6 | 10:50.437 | 4 | 1 | 2:05.433 | 35.336 | 37.469 | 52.628 | 242.6 | 10:50.801 |
| 5 | 1 | 2:03.853 | 34.334 | 37.180 | 52.339 | 239.4 | 12:54.290 | 5 | 1 | 2:03.979 | 34.339 | 37.195 | 52.445 | 242.6 | 12:54.780 |
| 6 | 1 | 2:03.124 | 34.194 | 36.824 | 52.106 | 245.4 | 14:57.414 | 6 | 1 | 2:03.328 | 34.279 | 36.937 | 52.112 | 243.7 | 14:58.108 |
| 7 | 1 | 2:03.021 | 33.967 | 36.988 | 52.066 | 240.0 | 17:00.435 | 7 | 1 | 2:02.882 | 33.884 | 37.079 | 51.919 | 242.1 | 17:00.990 |
| 8 | 1 | 2:03.410 | 33.870 | 36.992 | 52.548 | 244.3 | 19:03.845 | 8 | 1 | 2:03.992 | 34.124 | 37.513 | 52.355 | 243.7 | 19:04.982 |
| 9 | 1 | 2:03.616 | 34.751 | 36.866 | 51.999 | 241.6 | 21:07.461 | 9 | 1 | 2:03.062 | 34.047 | 37.029 | 51.986 | 240.0 | 21:08.044 |
| 10 | 1 | 2:02.968 | 33.890 | 37.031 | 52.047 | 239.4 | 23:10.429 | 10 | 1 | 2:03.042 | 33.933 | 37.196 | 51.913 | 242.1 | 23:11.086 |
| 11 | 1 | 2:09.753 P | 34.019 | 36.817 | 58.917 | 238.9 | 25:20.182 | 11 | 1 | 2:02.795 | 33.860 | 36.970 | 51.965 | 244.3 | 25:13.881 |
| 12 | 2 | 3:03.673 | 1:34.321 | 37.114 | 52.238 | | 28:23.855 | 12 | 1 | 2:02.699 | 33.794 | 37.036 | 51.869 | 241.6 | 27:16.580 |
| 13 | 2 | 2:02.484 | 33.975 | 37.070 | 51.439 | 243.2 | 30:26.339 | 13 | 1 | 2:02.666 | 33.750 | 37.236 | 51.680 | 241.0 | 29:19.246 |
| 14 | 2 | 2:01.818 | 33.425 | 36.838 | 51.555 | 237.8 | 32:28.157 | 14 | 1 | 2:08.768 P | 33.914 | 36.752 | 58.102 | 239.4 | 31:28.014 |
| 15 | 2 | 2:01.996 | 33.779 | 36.701 | 51.516 | 243.7 | 34:30.153 | 15 | 2 | 3:06.097 | 1:38.064 | 36.858 | 51.175 | | 34:34.111 |
| 16 | 2 | 2:02.297 | 33.776 | 36.856 | 51.665 | 240.0 | 36:32.450 | 16 | 2 | 2:01.481 | 33.577 | 36.740 | 51.164 | 244.3 | 36:35.592 |
| 17 | 2 | 2:02.543 | 34.017 | 36.784 | 51.742 | 242.6 | 38:34.993 | 17 | 2 | 2:01.789 | 33.694 | 36.727 | 51.368 | 241.0 | 38:37.381 |
| 18 | 2 | 2:01.873 | 33.720 | 36.789 | 51.364 | 244.8 | 40:36.866 | 18 | 2 | 2:01.646 | 33.543 | 36.828 | 51.275 | 242.6 | 40:39.027 |
| 19 | 2 | 2:03.116 | 33.770 | 36.837 | 52.509 | 238.4 | 42:39.982 | 19 | 2 | 2:03.585 | 33.759 | 36.962 | 52.864 | 242.1 | 42:42.612 |
| 20 | 2 | 2:03.197 | 34.029 | 36.890 | 52.278 | 240.5 | 44:43.179 | 20 | 2 | 2:03.633 | 34.441 | 37.064 | 52.128 | 234.2 | 44:46.245 |
| 21 | 2 | 2:04.303 | 34.643 | 37.024 | 52.636 | 244.3 | 46:47.482 | 21 | 2 | 2:02.803 | 33.733 | 37.022 | 52.048 | 244.3 | 46:49.048 |
| 22 | 2 | 2:04.419 | 34.208 | 36.983 | 53.228 | 244.3 | 48:51.901 | 22 | 2 | 2:03.550 | 33.864 | 36.969 | 52.717 | 243.7 | 48:52.598 |
| 23 | 2 | 2:03.119 | 33.864 | 37.015 | 52.240 | 243.7 | 50:55.020 | 23 | 2 | 2:03.093 | 34.112 | 36.966 | 52.015 | 238.9 | 50:55.691 |
| 24 | 2 | 2:03.491 | 34.588 | 36.818 | 52.085 | 240.0 | 52:58.511 | 24 | 2 | 2:04.990 | 35.352 | 37.670 | 51.968 | 243.7 | 53:00.681 |
| 25 | 2 | 2:03.462 | 34.100 | 36.911 | 52.451 | 241.6 | 55:01.973 | 25 | 2 | 2:02.998 | 33.847 | 37.462 | 51.689 | 244.3 | 55:03.679 |
| 26 | 2 | 2:03.874 | 33.894 | 36.961 | 53.019 | 244.8 | 57:05.847 | 26 | 2 | 2:02.514 | 33.794 | 36.917 | 51.803 | 248.2 | 57:06.193 |
| 27 | 2 | 2:03.740 | 34.580 | 36.793 | 52.367 | 239.4 | 59:09.587 | 27 | 2 | 2:03.899 | 34.505 | 37.429 | 51.965 | 240.0 | 59:10.092 |
| 28 | 2 | 2:03.865 | 34.842 | 37.005 | 52.018 | 240.5 | 1:01:13.452 | 28 | 2 | 2:03.571 | 34.743 | 36.965 | 51.863 | 246.0 | 1:01:13.663 |





Paul Ricard
International GT Open
Race - 2
Lap Analysis



59

1 Martin Kodrić

McLaren 720 s **63**

1 Albert Costa

Lamborghini Huracan GT3 EVO

PRO 2 Henrique Chaves

Teo Martin Motorsport

PRO 2 Giacomo Altoè

Emil Frey Racing

| Lap | D | Time | Sector 1 | Sector 2 | Sector 3 | T. Spd | Elapsed | Lap | D | Time | Sector 1 | Sector 2 | Sector 3 | T. Spd | Elapsed |
|-----|---|------------|----------|----------|----------|--------|-------------|-----|---|------------|----------|----------|----------|--------|-------------|
| 1 | 2 | 2:48.409 P | 54.432 | 38.921 | 1:15.056 | 227.3 | 2:48.409 | 1 | 2 | 2:32.032 | 39.507 | 40.640 | 1:11.885 | 225.0 | 2:32.032 |
| 2 | 2 | 3:10.947 | 1:40.453 | 37.877 | 52.617 | | 5:59.356 | 2 | 2 | 3:08.198 | 55.624 | 56.293 | 1:16.281 | 118.0 | 5:40.230 |
| 3 | 2 | 2:50.281 | 50.461 | 54.840 | 1:04.980 | 114.2 | 8:49.637 | 3 | 2 | 3:02.310 | 52.381 | 54.068 | 1:15.861 | 105.8 | 8:42.540 |
| 4 | 2 | 2:04.091 | 34.827 | 37.027 | 52.237 | 242.1 | 10:53.728 | 4 | 2 | 2:03.421 | 34.610 | 36.922 | 51.889 | 239.4 | 10:45.961 |
| 5 | 2 | 2:03.614 | 34.945 | 37.051 | 51.618 | 240.0 | 12:57.342 | 5 | 2 | 2:02.207 | 33.755 | 36.720 | 51.732 | 243.2 | 12:48.168 |
| 6 | 2 | 2:01.782 | 33.912 | 36.542 | 51.328 | 247.1 | 14:59.124 | 6 | 2 | 2:01.943 | 33.682 | 36.636 | 51.625 | 242.6 | 14:50.111 |
| 7 | 2 | 2:02.240 | 33.790 | 36.861 | 51.589 | 244.8 | 17:01.364 | 7 | 2 | 2:02.097 | 33.662 | 36.632 | 51.803 | 242.6 | 16:52.208 |
| 8 | 2 | 2:02.475 | 34.018 | 36.823 | 51.634 | 244.8 | 19:03.839 | 8 | 2 | 2:03.010 | 33.909 | 36.745 | 52.356 | 243.7 | 18:55.218 |
| 9 | 2 | 2:01.847 | 34.052 | 36.587 | 51.208 | 238.9 | 21:05.686 | 9 | 2 | 2:02.635 | 33.975 | 36.784 | 51.876 | 242.6 | 20:57.853 |
| 10 | 2 | 2:01.732 | 33.580 | 36.796 | 51.356 | 242.6 | 23:07.418 | 10 | 2 | 2:02.095 | 33.710 | 36.718 | 51.667 | 243.2 | 22:59.948 |
| 11 | 2 | 2:09.139 P | 33.784 | 36.531 | 58.824 | 242.1 | 25:16.557 | 11 | 2 | 2:02.182 | 33.863 | 36.629 | 51.690 | 243.2 | 25:02.130 |
| 12 | 1 | 3:22.868 | 1:55.234 | 36.586 | 51.048 | | 28:39.425 | 12 | 2 | 3:08.496 P | 33.603 | 36.673 | 1:58.220 | 243.2 | 28:10.626 |
| 13 | 1 | 2:00.896 | 33.438 | 36.440 | 51.018 | 242.1 | 30:40.321 | 13 | 1 | 2:18.887 | 50.954 | 36.859 | 51.074 | | 30:29.513 |
| 14 | 1 | 2:01.129 | 33.427 | 36.484 | 51.218 | 243.2 | 32:41.450 | 14 | 1 | 2:02.395 | 34.048 | 37.113 | 51.234 | 242.1 | 32:31.908 |
| 15 | 1 | 2:01.454 | 33.519 | 36.490 | 51.445 | 245.4 | 34:42.904 | 15 | 1 | 2:01.402 | 33.749 | 36.618 | 51.035 | 243.2 | 34:33.310 |
| 16 | 1 | 2:01.105 | 33.431 | 36.370 | 51.304 | 243.2 | 36:44.009 | 16 | 1 | 2:01.278 | 33.498 | 36.779 | 51.001 | 243.2 | 36:34.588 |
| 17 | 1 | 2:01.710 | 33.568 | 36.496 | 51.646 | 242.1 | 38:45.719 | 17 | 1 | 2:01.413 | 33.429 | 36.514 | 51.470 | 242.6 | 38:36.001 |
| 18 | 1 | 2:01.528 | 33.863 | 36.391 | 51.274 | 245.4 | 40:47.247 | 18 | 1 | 2:01.861 | 33.732 | 36.667 | 51.462 | 242.6 | 40:37.862 |
| 19 | 1 | 2:02.256 | 34.097 | 37.061 | 51.098 | 244.3 | 42:49.503 | 19 | 1 | 2:01.844 | 33.437 | 36.425 | 51.982 | 242.1 | 42:39.706 |
| 20 | 1 | 2:02.272 | 33.615 | 36.649 | 52.008 | 242.6 | 44:51.775 | 20 | 1 | 2:03.214 | 33.532 | 36.707 | 52.975 | 242.1 | 44:42.920 |
| 21 | 1 | 2:03.035 | 34.079 | 37.621 | 51.335 | 233.2 | 46:54.810 | 21 | 1 | 2:03.612 | 34.446 | 36.831 | 52.335 | 244.8 | 46:46.532 |
| 22 | 1 | 2:01.713 | 33.495 | 36.903 | 51.315 | 245.4 | 48:56.523 | 22 | 1 | 2:01.983 | 34.024 | 36.953 | 51.006 | 244.8 | 48:48.515 |
| 23 | 1 | 2:00.866 | 33.260 | 36.283 | 51.323 | 243.7 | 50:57.389 | 23 | 1 | 2:01.572 | 33.888 | 36.673 | 51.011 | 242.1 | 50:50.087 |
| 24 | 1 | 2:03.509 | 34.636 | 37.023 | 51.850 | 246.0 | 53:00.898 | 24 | 1 | 2:01.122 | 33.467 | 36.553 | 51.102 | 240.5 | 52:51.209 |
| 25 | 1 | 2:02.016 | 34.025 | 36.770 | 51.221 | 247.7 | 55:02.914 | 25 | 1 | 2:00.798 | 33.257 | 36.480 | 51.061 | 241.6 | 54:52.007 |
| 26 | 1 | 2:02.296 | 33.759 | 36.515 | 52.022 | 248.2 | 57:05.210 | 26 | 1 | 2:01.210 | 33.347 | 36.400 | 51.463 | 244.3 | 56:53.217 |
| 27 | 1 | 2:02.286 | 34.308 | 36.623 | 51.355 | 240.0 | 59:07.496 | 27 | 1 | 2:02.413 | 34.024 | 36.775 | 51.614 | 240.0 | 58:55.630 |
| 28 | 1 | 2:01.122 | 33.626 | 36.389 | 51.107 | 242.1 | 1:01:08.618 | 28 | 1 | 2:03.006 | 34.209 | 37.048 | 51.749 | 241.6 | 1:00:58.636 |





Paul Ricard
International GT Open
Race - 2
Lap Analysis



66

1 Kang Ling

Lamborghini Huracan GT3

75

1 Kenny Habul

Mercedes AMG GT3

PROAM

2 Frederik Schandorff

Vincenzo Sospiri Racing

PROAM

2 Thomas Jäger

Rowe Racing / SunEnergy1 Racing

| Lap | D | Time | Sector 1 | Sector 2 | Sector 3 | T. Spd | Elapsed | Lap | D | Time | Sector 1 | Sector 2 | Sector 3 | T. Spd | Elapsed |
|-----|---|------------|----------|----------|----------|--------|-------------|-----|---|------------|----------|----------|----------|--------|-------------|
| 1 | 1 | 2:41.788 | 43.065 | 44.273 | 1:14.450 | 237.8 | 2:41.788 | 1 | 1 | 2:44.704 | 43.968 | 45.313 | 1:15.423 | 243.7 | 2:44.704 |
| 2 | 1 | 3:08.784 | 54.854 | 57.961 | 1:15.969 | 136.1 | 5:50.572 | 2 | 1 | 3:08.159 | 55.111 | 56.634 | 1:16.414 | 125.2 | 5:52.863 |
| 3 | 1 | 2:55.653 | 51.964 | 56.416 | 1:07.273 | 104.9 | 8:46.225 | 3 | 1 | 2:54.755 | 53.015 | 55.672 | 1:06.068 | 107.0 | 8:47.618 |
| 4 | 1 | 2:05.819 | 35.326 | 37.664 | 52.829 | 243.7 | 10:52.044 | 4 | 1 | 2:05.941 | 35.053 | 38.210 | 52.678 | 242.6 | 10:53.559 |
| 5 | 1 | 2:03.670 | 34.259 | 36.997 | 52.414 | 243.2 | 12:55.714 | 5 | 1 | 2:04.906 | 34.560 | 38.122 | 52.224 | 241.0 | 12:58.465 |
| 6 | 1 | 2:03.000 | 34.093 | 36.790 | 52.117 | 243.2 | 14:58.714 | 6 | 1 | 2:03.980 | 34.157 | 37.274 | 52.549 | 237.8 | 15:02.445 |
| 7 | 1 | 2:03.609 | 33.949 | 37.447 | 52.213 | 242.6 | 17:02.323 | 7 | 1 | 2:04.575 | 34.570 | 37.340 | 52.665 | 238.4 | 17:07.020 |
| 8 | 1 | 2:03.113 | 33.874 | 36.964 | 52.275 | 243.2 | 19:05.436 | 8 | 1 | 2:04.741 | 34.560 | 37.695 | 52.486 | 235.2 | 19:11.761 |
| 9 | 1 | 2:03.250 | 34.092 | 37.001 | 52.157 | 242.6 | 21:08.686 | 9 | 1 | 2:04.899 | 34.601 | 37.647 | 52.651 | 235.8 | 21:16.660 |
| 10 | 1 | 2:02.835 | 33.806 | 37.038 | 51.991 | 242.1 | 23:11.521 | 10 | 1 | 2:04.742 | 34.898 | 37.491 | 52.353 | 238.9 | 23:21.402 |
| 11 | 1 | 2:09.657 P | 33.990 | 36.876 | 58.791 | 242.1 | 25:21.178 | 11 | 1 | 2:11.016 P | 34.430 | 37.452 | 59.134 | 234.7 | 25:32.418 |
| 12 | 2 | 3:03.389 | 1:34.562 | 36.997 | 51.830 | | 28:24.567 | 12 | 2 | 3:05.883 | 1:37.481 | 36.857 | 51.545 | | 28:38.301 |
| 13 | 2 | 2:02.431 | 33.784 | 36.888 | 51.759 | 242.1 | 30:26.998 | 13 | 2 | 2:01.444 | 33.578 | 36.761 | 51.105 | 240.0 | 30:39.745 |
| 14 | 2 | 2:02.196 | 33.477 | 36.795 | 51.924 | 242.1 | 32:29.194 | 14 | 2 | 2:01.289 | 33.363 | 36.665 | 51.261 | 240.5 | 32:41.034 |
| 15 | 2 | 2:01.923 | 33.667 | 36.700 | 51.556 | 244.3 | 34:31.117 | 15 | 2 | 2:01.178 | 33.383 | 36.727 | 51.068 | 242.1 | 34:42.212 |
| 16 | 2 | 2:01.947 | 33.672 | 36.801 | 51.474 | 242.1 | 36:33.064 | 16 | 2 | 2:01.322 | 33.196 | 36.566 | 51.560 | 241.0 | 36:43.534 |
| 17 | 2 | 2:02.582 | 33.845 | 36.973 | 51.764 | 241.6 | 38:35.646 | 17 | 2 | 2:01.945 | 33.691 | 36.685 | 51.569 | 240.5 | 38:45.479 |
| 18 | 2 | 2:02.910 | 33.798 | 37.354 | 51.758 | 242.6 | 40:38.556 | 18 | 2 | 2:01.588 | 33.484 | 36.527 | 51.577 | 242.1 | 40:47.067 |
| 19 | 2 | 2:04.069 | 33.882 | 36.854 | 53.333 | 242.6 | 42:42.625 | 19 | 2 | 2:01.812 | 33.879 | 36.746 | 51.187 | 241.0 | 42:48.879 |
| 20 | 2 | 2:03.138 | 34.165 | 37.056 | 51.917 | 240.5 | 44:45.763 | 20 | 2 | 2:02.725 | 33.701 | 36.793 | 52.231 | 240.0 | 44:51.604 |
| 21 | 2 | 2:02.240 | 33.668 | 36.786 | 51.786 | 241.6 | 46:48.003 | 21 | 2 | 2:08.133 | 33.959 | 41.845 | 52.329 | 241.0 | 46:59.737 |
| 22 | 2 | 2:04.430 | 34.398 | 37.054 | 52.978 | 247.7 | 48:52.433 | 22 | 2 | 2:02.080 | 34.054 | 36.548 | 51.478 | 242.1 | 49:01.817 |
| 23 | 2 | 2:02.777 | 33.837 | 36.898 | 52.042 | 243.2 | 50:55.210 | 23 | 2 | 2:01.604 | 33.574 | 36.644 | 51.386 | 240.0 | 51:03.421 |
| 24 | 2 | 2:08.093 | 37.560 | 37.934 | 52.599 | 243.7 | 53:03.303 | 24 | 2 | 2:01.822 | 33.713 | 36.653 | 51.456 | 240.0 | 53:05.243 |
| 25 | 2 | 2:03.547 | 34.350 | 37.144 | 52.053 | 241.6 | 55:06.850 | 25 | 2 | 2:03.532 | 33.767 | 37.263 | 52.502 | 244.3 | 55:08.775 |
| 26 | 2 | 2:01.996 | 33.890 | 36.643 | 51.463 | 246.0 | 57:08.846 | 26 | 2 | 2:02.729 | 34.703 | 36.454 | 51.572 | 238.4 | 57:11.504 |
| 27 | 2 | 2:02.493 | 33.811 | 36.796 | 51.886 | 242.6 | 59:11.339 | 27 | 2 | 2:02.669 | 33.694 | 36.852 | 52.123 | 242.1 | 59:14.173 |
| 28 | 2 | 2:03.362 | 33.913 | 37.297 | 52.152 | 243.2 | 1:01:14.701 | 28 | 2 | 2:02.830 | 33.985 | 36.745 | 52.100 | 241.0 | 1:01:17.003 |





Paul Ricard
International GT Open
Race - 2
Lap Analysis



90

1 Alberto Di Folco
 Lamborghini Huracan GT3 EVO

93

1 Christopher Froggatt
 Ferrari 488 GT3

PROAM

2 Christoph Lenz

Raton Racing by Target

PROAM

2 Edward Cheever III

Spirit of Race / Tempesta Racing

| Lap | D | Time | Sector 1 | Sector 2 | Sector 3 | T. Spd | Elapsed | Lap | D | Time | Sector 1 | Sector 2 | Sector 3 | T. Spd | Elapsed |
|-----|---|------------|----------|----------|----------|--------|-------------|-----|---|------------|----------|----------|----------|--------|-------------|
| 1 | 2 | 2:45.771 | 44.179 | 46.051 | 1:15.541 | 234.7 | 2:45.771 | 1 | 1 | 2:44.108 | 43.571 | 45.022 | 1:15.515 | 223.1 | 2:44.108 |
| 2 | 2 | 3:08.570 | 56.026 | 56.394 | 1:16.150 | 120.8 | 5:54.341 | 2 | 1 | 3:07.698 | 55.088 | 56.675 | 1:15.935 | 151.6 | 5:51.806 |
| 3 | 2 | 2:54.244 | 53.224 | 55.648 | 1:05.372 | 102.3 | 8:48.585 | 3 | 1 | 2:55.316 | 53.506 | 55.162 | 1:06.648 | 109.7 | 8:47.122 |
| 4 | 2 | 2:07.105 | 35.596 | 38.089 | 53.420 | 241.6 | 10:55.690 | 4 | 1 | 2:06.652 | 35.199 | 38.040 | 53.413 | 244.3 | 10:53.774 |
| 5 | 2 | 2:05.101 | 34.505 | 37.466 | 53.130 | 242.1 | 13:00.791 | 5 | 1 | 2:05.211 | 35.487 | 37.266 | 52.458 | 240.0 | 12:58.985 |
| 6 | 2 | 2:04.622 | 34.449 | 37.341 | 52.832 | 243.7 | 15:05.413 | 6 | 1 | 2:04.755 | 34.502 | 37.844 | 52.409 | 247.1 | 15:03.740 |
| 7 | 2 | 2:04.654 | 34.512 | 37.378 | 52.764 | 243.2 | 17:10.067 | 7 | 1 | 2:04.780 | 34.488 | 37.253 | 53.039 | 233.2 | 17:08.520 |
| 8 | 2 | 2:04.687 | 34.378 | 37.283 | 53.026 | 242.6 | 19:14.754 | 8 | 1 | 2:04.467 | 34.327 | 37.143 | 52.997 | 242.6 | 19:12.987 |
| 9 | 2 | 2:04.514 | 34.552 | 37.420 | 52.542 | 240.5 | 21:19.268 | 9 | 1 | 2:04.054 | 34.367 | 37.033 | 52.654 | 241.6 | 21:17.041 |
| 10 | 2 | 2:04.013 | 34.306 | 37.243 | 52.464 | 241.0 | 23:23.281 | 10 | 1 | 2:05.473 | 35.421 | 37.308 | 52.744 | 242.6 | 23:22.514 |
| 11 | 2 | 3:03.197 P | 34.659 | 37.289 | 1:51.249 | 244.8 | 26:26.478 | 11 | 1 | 2:56.136 P | 34.348 | 37.249 | 1:44.539 | 240.5 | 26:18.650 |
| 12 | 1 | 2:18.549 | 50.186 | 36.856 | 51.507 | | 28:45.027 | 12 | 2 | 2:18.566 | 50.379 | 36.824 | 51.363 | | 28:37.216 |
| 13 | 1 | 2:01.597 | 34.063 | 36.621 | 50.913 | 242.6 | 30:46.624 | 13 | 2 | 2:00.938 | 33.555 | 36.450 | 50.933 | 247.1 | 30:38.154 |
| 14 | 1 | 2:02.914 | 33.660 | 36.819 | 52.435 | 240.5 | 32:49.538 | 14 | 2 | 2:01.826 | 33.535 | 36.746 | 51.545 | 246.5 | 32:39.980 |
| 15 | 1 | 2:02.141 | 33.878 | 37.208 | 51.055 | 243.7 | 34:51.679 | 15 | 2 | 2:01.492 | 33.534 | 36.610 | 51.348 | 246.0 | 34:41.472 |
| 16 | 1 | 1:59.319 | 31.580 | 36.705 | 51.034 | 241.0 | 36:50.998 | 16 | 2 | 2:01.579 | 33.477 | 36.603 | 51.499 | 243.2 | 36:43.051 |
| 17 | 1 | 2:01.393 | 33.581 | 36.671 | 51.141 | 240.0 | 38:52.391 | 17 | 2 | 2:01.829 | 33.587 | 36.728 | 51.514 | 239.4 | 38:44.880 |
| 18 | 1 | 2:01.149 | 33.477 | 36.703 | 50.969 | 241.6 | 40:53.540 | 18 | 2 | 2:01.401 | 33.525 | 36.576 | 51.300 | 246.0 | 40:46.281 |
| 19 | 1 | 2:01.242 | 33.588 | 36.534 | 51.120 | 240.0 | 42:54.782 | 19 | 2 | 2:01.563 | 33.724 | 36.425 | 51.414 | 255.3 | 42:47.844 |
| 20 | 1 | 2:01.413 | 33.647 | 36.671 | 51.095 | 240.0 | 44:56.195 | 20 | 2 | 2:02.404 | 34.124 | 36.736 | 51.544 | 241.0 | 44:50.248 |
| 21 | 1 | 2:01.897 | 33.605 | 36.683 | 51.609 | 243.2 | 46:58.092 | 21 | 2 | 2:01.830 | 33.622 | 36.709 | 51.499 | 244.8 | 46:52.078 |
| 22 | 1 | 2:00.628 | 33.386 | 36.375 | 50.867 | 243.2 | 48:58.720 | 22 | 2 | 2:01.438 | 33.487 | 36.631 | 51.320 | 252.3 | 48:53.516 |
| 23 | 1 | 2:02.804 | 33.571 | 36.551 | 52.682 | 242.6 | 51:01.524 | 23 | 2 | 2:03.102 | 34.156 | 36.882 | 52.064 | 243.2 | 50:56.618 |
| 24 | 1 | 2:01.685 | 33.855 | 36.469 | 51.361 | 243.7 | 53:03.209 | 24 | 2 | 2:03.217 | 34.815 | 37.030 | 51.372 | 244.8 | 52:59.835 |
| 25 | 1 | 2:02.145 | 34.037 | 37.069 | 51.039 | 244.3 | 55:05.354 | 25 | 2 | 2:02.196 | 33.375 | 36.683 | 52.138 | 238.4 | 55:02.031 |
| 26 | 1 | 2:01.118 | 33.387 | 36.339 | 51.392 | 244.3 | 57:06.472 | 26 | 2 | 2:03.108 | 34.228 | 36.554 | 52.326 | 239.4 | 57:05.139 |
| 27 | 1 | 2:03.907 | 34.481 | 37.295 | 52.131 | 243.7 | 59:10.379 | 27 | 2 | 2:03.872 | 34.840 | 36.657 | 52.375 | 237.8 | 59:09.011 |
| 28 | 1 | 2:03.628 | 34.493 | 37.197 | 51.938 | 243.2 | 1:01:14.007 | 28 | 2 | 2:02.829 | 34.151 | 36.890 | 51.788 | 239.4 | 1:01:11.840 |





Paul Ricard
International GT Open
Race - 2
Lap Analysis



96

1 Oliver Wilkinson
 Aston Martin GT3 AMR MY2019

99

1 António Coimbra
 Mercedes AMG GT3

PROAM

2 Bradley Ellis

Optimum Motorsport

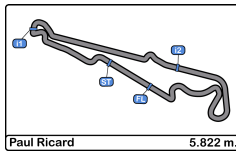
AM

2 Luis Silva

Sports and You

| Lap | D | Time | Sector 1 | Sector 2 | Sector 3 | T. Spd | Elapsed | Lap | D | Time | Sector 1 | Sector 2 | Sector 3 | T. Spd | Elapsed |
|-----|---|------------|----------|----------|----------|--------|-------------|-----|---|------------|----------|----------|----------|--------|-------------|
| 1 | 2 | 2:37.432 | 41.355 | 42.499 | 1:13.578 | 234.7 | 2:37.432 | 1 | 2 | 2:46.438 | 45.712 | 45.049 | 1:15.677 | 237.8 | 2:46.438 |
| 2 | 2 | 3:08.632 | 53.597 | 59.144 | 1:15.891 | 150.6 | 5:46.064 | 2 | 2 | 3:08.967 | 56.399 | 56.080 | 1:16.488 | 133.4 | 5:55.405 |
| 3 | 2 | 2:57.911 | 50.369 | 56.640 | 1:10.902 | 155.8 | 8:43.975 | 3 | 2 | 2:54.132 | 53.781 | 54.812 | 1:05.539 | 111.1 | 8:49.537 |
| 4 | 2 | 2:04.383 | 35.117 | 36.933 | 52.333 | 246.0 | 10:48.358 | 4 | 2 | 2:08.890 | 36.525 | 38.074 | 54.291 | 238.9 | 10:58.427 |
| 5 | 2 | 2:03.317 | 34.119 | 36.925 | 52.273 | 244.8 | 12:51.675 | 5 | 2 | 2:06.494 | 35.204 | 37.712 | 53.578 | 241.0 | 13:04.921 |
| 6 | 2 | 2:02.494 | 33.925 | 36.491 | 52.078 | 245.4 | 14:54.169 | 6 | 2 | 2:06.112 | 34.993 | 37.293 | 53.826 | 240.5 | 15:11.033 |
| 7 | 2 | 2:02.486 | 33.903 | 36.554 | 52.029 | 244.3 | 16:56.655 | 7 | 2 | 2:05.316 | 35.027 | 37.117 | 53.172 | 239.4 | 17:16.349 |
| 8 | 2 | 2:02.219 | 33.864 | 36.743 | 51.612 | 244.8 | 18:58.874 | 8 | 2 | 2:05.193 | 35.027 | 37.150 | 53.016 | 240.0 | 19:21.542 |
| 9 | 2 | 2:02.288 | 33.715 | 36.719 | 51.854 | 244.3 | 21:01.162 | 9 | 2 | 2:05.542 | 35.328 | 37.332 | 52.882 | 238.4 | 21:27.084 |
| 10 | 2 | 2:02.060 | 33.599 | 36.727 | 51.734 | 245.4 | 23:03.222 | 10 | 2 | 2:04.758 | 34.758 | 36.999 | 53.001 | 238.9 | 23:31.842 |
| 11 | 2 | 2:02.275 | 33.873 | 36.661 | 51.741 | 244.3 | 25:05.497 | 11 | 2 | 3:04.780 P | 34.843 | 37.526 | 1:52.411 | 240.0 | 26:36.622 |
| 12 | 2 | 2:02.045 | 33.598 | 36.597 | 51.850 | 245.4 | 27:07.542 | 12 | 1 | 2:20.739 | 50.564 | 37.299 | 52.876 | | 28:57.361 |
| 13 | 2 | 2:02.067 | 33.696 | 36.668 | 51.703 | 244.8 | 29:09.609 | 13 | 1 | 2:03.676 | 34.522 | 37.005 | 52.149 | 239.4 | 31:01.037 |
| 14 | 2 | 2:02.396 | 33.778 | 36.546 | 52.072 | 244.8 | 31:12.005 | 14 | 1 | 2:04.079 | 35.086 | 37.054 | 51.939 | 240.0 | 33:05.116 |
| 15 | 2 | 2:02.484 | 33.879 | 36.684 | 51.921 | 244.3 | 33:14.489 | 15 | 1 | 2:03.130 | 33.861 | 36.952 | 52.317 | 242.6 | 35:08.246 |
| 16 | 2 | 2:09.114 P | 33.899 | 36.801 | 58.414 | 245.4 | 35:23.603 | 16 | 1 | 2:03.063 | 34.336 | 36.921 | 51.806 | 238.9 | 37:11.309 |
| 17 | 1 | 3:06.333 | 1:37.017 | 36.991 | 52.325 | | 38:29.936 | 17 | 1 | 2:02.579 | 34.107 | 36.798 | 51.674 | 240.5 | 39:13.888 |
| 18 | 1 | 2:02.997 | 34.094 | 36.517 | 52.386 | 248.2 | 40:32.933 | 18 | 1 | 2:02.360 | 34.052 | 36.685 | 51.623 | 240.0 | 41:16.248 |
| 19 | 1 | 2:03.987 | 34.272 | 37.681 | 52.034 | 245.4 | 42:36.920 | 19 | 1 | 2:02.257 | 33.866 | 36.790 | 51.601 | 239.4 | 43:18.505 |
| 20 | 1 | 2:04.749 | 34.313 | 36.819 | 53.617 | 240.5 | 44:41.669 | 20 | 1 | 2:02.800 | 34.255 | 36.735 | 51.810 | 238.9 | 45:21.305 |
| 21 | 1 | 2:03.053 | 33.966 | 36.692 | 52.395 | 244.8 | 46:44.722 | 21 | 1 | 2:02.844 | 34.130 | 36.944 | 51.770 | 241.6 | 47:24.149 |
| 22 | 1 | 2:03.309 | 34.137 | 37.080 | 52.092 | 244.8 | 48:48.031 | 22 | 1 | 2:03.052 | 34.331 | 36.882 | 51.839 | 242.6 | 49:27.201 |
| 23 | 1 | 2:03.738 | 34.646 | 37.011 | 52.081 | 242.6 | 50:51.769 | 23 | 1 | 2:02.414 | 34.110 | 36.891 | 51.413 | 240.0 | 51:29.615 |
| 24 | 1 | 2:02.952 | 34.014 | 36.909 | 52.029 | 242.6 | 52:54.721 | 24 | 1 | 2:03.015 | 33.996 | 37.393 | 51.626 | 238.9 | 53:32.630 |
| 25 | 1 | 2:02.347 | 34.053 | 36.584 | 51.710 | 243.7 | 54:57.068 | 25 | 1 | 2:02.497 | 33.995 | 36.775 | 51.727 | 242.1 | 55:35.127 |
| 26 | 1 | 2:02.518 | 33.996 | 36.661 | 51.861 | 245.4 | 56:59.586 | 26 | 1 | 2:02.988 | 34.208 | 36.875 | 51.905 | 242.6 | 57:38.115 |
| 27 | 1 | 2:03.285 | 34.129 | 36.690 | 52.466 | 242.1 | 59:02.871 | 27 | 1 | 2:02.732 | 34.135 | 36.851 | 51.746 | 240.5 | 59:40.847 |
| 28 | 1 | 2:04.922 | 35.071 | 37.183 | 52.668 | 243.2 | 1:01:07.793 | 28 | 1 | 2:03.012 | 34.227 | 36.923 | 51.862 | 240.0 | 1:01:43.859 |





Paul Ricard
International GT Open
Race - 2
Analysis by Lap



| Num | Lap Time | Gap |
|--------------|----------|-----|
| Lap 1 | | |
| 6 | 2:30.439 | |

| | | |
|----|----------|--------|
| 20 | 2:30.982 | 00.543 |
| 63 | 2:32.032 | 01.593 |
| 14 | 2:33.024 | 02.585 |
| 19 | 2:34.430 | 03.991 |
| 21 | 2:35.109 | 04.670 |
| 10 | 2:36.375 | 05.936 |
| 96 | 2:37.432 | 06.993 |
| 25 | 2:38.155 | 07.716 |
| 26 | 2:39.715 | 09.276 |
| 27 | 2:40.215 | 09.776 |
| 8 | 2:41.253 | 10.814 |
| 66 | 2:41.788 | 11.349 |
| 12 | 2:43.442 | 13.003 |
| 93 | 2:44.108 | 13.669 |
| 75 | 2:44.704 | 14.265 |
| 9 | 2:45.199 | 14.760 |
| 90 | 2:45.771 | 15.332 |
| 99 | 2:46.438 | 15.999 |
| 59 | 2:48.409 | 17.970 |

| Num | Lap Time | Gap |
|--------------|----------|-----|
| Lap 2 | | |
| 6 | 3:08.390 | |

| | | |
|----|----------|--------|
| 20 | 3:08.498 | 00.651 |
| 63 | 3:08.198 | 01.401 |
| 14 | 3:08.555 | 02.750 |
| 19 | 3:08.915 | 04.516 |
| 21 | 3:08.719 | 04.999 |
| 10 | 3:08.932 | 06.478 |
| 96 | 3:08.632 | 07.235 |
| 25 | 3:08.835 | 08.161 |
| 26 | 3:08.452 | 09.338 |
| 27 | 3:08.835 | 10.221 |
| 8 | 3:08.739 | 11.163 |
| 66 | 3:08.784 | 11.743 |
| 12 | 3:07.833 | 12.446 |
| 93 | 3:07.698 | 12.977 |
| 75 | 3:08.159 | 14.034 |
| 9 | 3:08.167 | 14.537 |

| | | |
|----|----------|--------|
| 90 | 3:08.570 | 15.512 |
| 99 | 3:08.967 | 16.576 |
| 59 | 3:10.947 | 20.527 |

| Num | Lap Time | Gap |
|--------------|----------|-----|
| Lap 3 | | |
| 6 | 3:02.988 | |

| | | |
|----|----------|--------|
| 20 | 3:02.669 | 00.332 |
| 63 | 3:02.310 | 00.723 |
| 14 | 3:01.138 | 00.900 |
| 19 | 2:59.550 | 01.078 |
| 21 | 2:59.282 | 01.293 |
| 10 | 2:58.359 | 01.849 |
| 96 | 2:57.911 | 02.158 |
| 25 | 2:57.464 | 02.637 |
| 26 | 2:56.796 | 03.146 |
| 27 | 2:56.318 | 03.551 |
| 8 | 2:55.931 | 04.106 |
| 66 | 2:55.653 | 04.408 |
| 12 | 2:55.316 | 04.774 |
| 93 | 2:55.316 | 05.305 |
| 75 | 2:54.755 | 05.801 |
| 9 | 2:54.693 | 06.242 |
| 90 | 2:54.244 | 06.768 |
| 99 | 2:54.132 | 07.720 |
| 59 | 2:50.281 | 07.820 |

| Num | Lap Time | Gap |
|--------------|----------|-----|
| Lap 4 | | |
| 6 | 2:02.515 | |

| | | |
|----|----------|--------|
| 20 | 2:03.054 | 00.871 |
| 63 | 2:03.421 | 01.629 |
| 14 | 2:03.918 | 02.303 |
| 21 | 2:03.869 | 02.647 |
| 19 | 2:04.945 | 03.508 |
| 96 | 2:04.383 | 04.026 |
| 10 | 2:05.251 | 04.585 |
| 25 | 2:05.284 | 05.406 |
| 26 | 2:05.474 | 06.105 |
| 27 | 2:05.433 | 06.469 |
| 66 | 2:05.819 | 07.712 |
| 8 | 2:06.298 | 07.889 |
| 12 | 2:05.888 | 08.147 |

| | | |
|----|----------|--------|
| 75 | 2:05.941 | 09.227 |
| 59 | 2:04.091 | 09.396 |
| 93 | 2:06.652 | 09.442 |

| Num | Lap Time | Gap |
|--------------|----------|-----|
| Lap 5 | | |
| 6 | 2:01.905 | |

| | | |
|----|----------|--------|
| 9 | 2:06.846 | 10.573 |
| 90 | 2:07.105 | 11.358 |
| 99 | 2:08.890 | 14.095 |
| 20 | 2:01.599 | 00.565 |
| 63 | 2:02.207 | 01.931 |
| 14 | 2:02.473 | 02.871 |
| 21 | 2:02.360 | 03.102 |
| 19 | 2:02.782 | 04.385 |
| 96 | 2:03.317 | 05.438 |
| 10 | 2:03.296 | 05.976 |
| 25 | 2:03.356 | 06.857 |
| 26 | 2:03.853 | 08.053 |
| 27 | 2:03.979 | 08.543 |
| 66 | 2:03.670 | 09.477 |
| 8 | 2:04.583 | 10.567 |
| 12 | 2:04.618 | 10.860 |
| 59 | 2:03.614 | 11.105 |
| 75 | 2:04.906 | 12.228 |
| 93 | 2:05.211 | 12.748 |
| 9 | 2:04.953 | 13.621 |
| 90 | 2:05.101 | 14.554 |
| 99 | 2:06.494 | 18.684 |

| Num | Lap Time | Gap |
|--------------|----------|-----|
| Lap 6 | | |
| 6 | 2:02.135 | |

| | | |
|----|----------|--------|
| 20 | 2:01.749 | 00.179 |
| 63 | 2:01.943 | 01.739 |
| 14 | 2:02.205 | 02.941 |
| 21 | 2:02.375 | 03.342 |
| 19 | 2:02.531 | 04.781 |
| 96 | 2:02.494 | 05.797 |
| 10 | 2:02.720 | 06.561 |
| 25 | 2:02.380 | 07.102 |
| 26 | 2:03.124 | 09.042 |
| 27 | 2:03.328 | 09.736 |

| | | |
|----|----------|--------|
| 66 | 2:03.000 | 10.342 |
| 59 | 2:01.782 | 10.752 |
| 12 | 2:03.206 | 11.931 |

| Num | Lap Time | Gap |
|--------------|----------|-----|
| Lap 7 | | |
| 6 | 2:02.843 | |

| | | |
|----|----------|--------|
| 75 | 2:03.980 | 14.073 |
| 8 | 2:06.648 | 15.080 |
| 93 | 2:04.755 | 15.368 |
| 9 | 2:04.890 | 16.376 |
| 90 | 2:04.622 | 17.041 |
| 99 | 2:06.112 | 22.661 |
| 20 | 2:03.067 | 00.403 |
| 63 | 2:02.097 | 00.993 |
| 14 | 2:01.865 | 01.963 |
| 21 | 2:01.960 | 02.459 |
| 19 | 2:02.556 | 04.494 |
| 96 | 2:02.486 | 05.440 |
| 10 | 2:02.599 | 06.317 |
| 25 | 2:02.771 | 07.030 |
| 26 | 2:03.021 | 09.220 |
| 27 | 2:02.882 | 09.775 |
| 59 | 2:02.240 | 10.149 |
| 66 | 2:03.609 | 11.108 |
| 12 | 2:02.777 | 11.865 |
| 75 | 2:04.575 | 15.805 |
| 8 | 2:04.064 | 16.301 |
| 93 | 2:04.780 | 17.305 |
| 9 | 2:04.831 | 18.364 |
| 90 | 2:04.654 | 18.852 |
| 99 | 2:05.316 | 25.134 |

| Num | Lap Time | Gap |
|--------------|----------|-----|
| Lap 8 | | |
| 20 | 2:02.528 | |

| | | |
|----|----------|--------|
| 6 | 2:03.707 | 00.776 |
| 63 | 2:03.010 | 01.072 |
| 14 | 2:02.451 | 01.483 |
| 21 | 2:02.136 | 01.664 |
| 19 | 2:02.402 | 03.965 |
| 96 | 2:02.219 | 04.728 |
| 10 | 2:02.651 | 06.037 |

| | | |
|----|----------|--------|
| 25 | 2:02.818 | 06.917 |
| 59 | 2:02.475 | 09.693 |
| 26 | 2:03.410 | 09.699 |

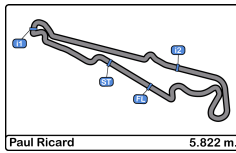
| Num | Lap Time | Gap |
|--------------|----------|-----|
| Lap 9 | | |
| 20 | 2:01.038 | |

| | | |
|----|----------|--------|
| 27 | 2:03.992 | 10.836 |
| 66 | 2:03.113 | 11.290 |
| 12 | 2:02.890 | 11.824 |
| 75 | 2:04.741 | 17.615 |
| 8 | 2:05.074 | 18.444 |
| 93 | 2:04.467 | 18.841 |
| 9 | 2:04.690 | 20.123 |
| 90 | 2:04.687 | 20.608 |
| 99 | 2:05.193 | 27.396 |
| 6 | 2:02.291 | 02.029 |
| 63 | 2:02.635 | 02.669 |
| 14 | 2:02.852 | 03.297 |
| 21 | 2:03.043 | 03.669 |
| 19 | 2:01.923 | 04.850 |
| 96 | 2:02.288 | 05.978 |
| 10 | 2:02.448 | 07.447 |
| 25 | 2:02.598 | 08.477 |
| 59 | 2:01.847 | 10.502 |
| 26 | 2:03.616 | 12.277 |
| 27 | 2:03.062 | 12.860 |
| 66 | 2:03.250 | 13.502 |
| 12 | 2:03.211 | 13.997 |
| 75 | 2:04.899 | 21.476 |
| 8 | 2:04.189 | 21.595 |
| 93 | 2:04.054 | 21.857 |
| 9 | 2:04.317 | 23.402 |
| 90 | 2:04.514 | 24.084 |
| 99 | 2:05.542 | 31.900 |

| Num | Lap Time | Gap |
|---------------|----------|-----|
| Lap 10 | | |
| 20 | 2:01.211 | |

| | | |
|----|----------|--------|
| 6 | 2:02.092 | 02.910 |
| 63 | 2:02.095 | 03.553 |
| 14 | 2:02.166 | 04.252 |
| 21 | 2:02.123 | 04.581 |





Paul Ricard
International GT Open
Race - 2
Analysis by Lap



Paul Ricard 5.822 m

| | | |
|----|----------|--------|
| 19 | 2:02.156 | 05.795 |
| 96 | 2:02.060 | 06.827 |
| 10 | 2:02.152 | 08.388 |
| 25 | 2:02.136 | 09.402 |
| 59 | 2:01.732 | 11.023 |
| 26 | 2:02.968 | 14.034 |
| 27 | 2:03.042 | 14.691 |
| 66 | 2:02.835 | 15.126 |
| 12 | 2:03.105 | 15.891 |
| 75 | 2:04.742 | 25.007 |
| 8 | 2:05.365 | 25.749 |
| 93 | 2:05.473 | 26.119 |
| 9 | 2:04.427 | 26.618 |
| 90 | 2:04.013 | 26.886 |
| 99 | 2:04.758 | 35.447 |

Num Lap Time Gap

Lap 11

| | | |
|----|----------|----------|
| 20 | 2:01.129 | |
| 6 | 2:01.779 | 03.560 |
| 63 | 2:02.182 | 04.606 |
| 21 | 2:02.663 | 06.115 |
| 19 | 2:02.190 | 06.856 |
| 96 | 2:02.275 | 07.973 |
| 25 | 2:02.956 | 11.229 |
| 27 | 2:02.795 | 16.357 |
| 12 | 2:02.790 | 17.552 |
| 59 | 2:09.139 | 19.033 |
| 26 | 2:09.753 | 22.658 |
| 66 | 2:09.657 | 23.654 |
| 8 | 2:04.505 | 29.125 |
| 75 | 2:11.016 | 34.894 |
| 14 | 2:55.711 | 58.834 |
| 10 | 2:57.449 | 1:04.708 |
| 93 | 2:56.136 | 1:21.126 |
| 9 | 3:01.489 | 1:26.978 |
| 90 | 3:03.197 | 1:28.954 |
| 99 | 3:04.780 | 1:39.098 |

Num Lap Time Gap

Lap 12

| | | |
|----|----------|--------|
| 20 | 2:00.715 | |
| 6 | 2:02.016 | 04.861 |

| | | |
|----|----------|----------|
| 21 | 2:01.475 | 06.875 |
| 19 | 2:01.841 | 07.982 |
| 96 | 2:02.045 | 09.303 |
| 25 | 2:02.005 | 12.519 |
| 27 | 2:02.699 | 18.341 |
| 12 | 2:02.831 | 19.668 |
| 8 | 2:03.517 | 31.927 |
| 63 | 3:08.496 | 1:12.387 |
| 14 | 2:18.801 | 1:16.920 |
| 10 | 2:17.014 | 1:21.007 |
| 26 | 3:03.673 | 1:25.616 |
| 66 | 3:03.389 | 1:26.328 |
| 93 | 2:18.566 | 1:38.977 |
| 75 | 3:05.883 | 1:40.062 |
| 59 | 3:22.868 | 1:41.186 |
| 9 | 2:19.909 | 1:46.172 |
| 90 | 2:18.549 | 1:46.788 |
| 99 | 2:20.739 | 1:59.122 |

Num Lap Time Gap

Lap 13

| | | |
|----|----------|----------|
| 20 | 2:01.229 | |
| 6 | 2:01.782 | 05.414 |
| 21 | 2:01.326 | 06.972 |
| 19 | 2:02.155 | 08.908 |
| 96 | 2:02.067 | 10.141 |
| 25 | 2:01.648 | 12.938 |
| 27 | 2:02.666 | 19.778 |
| 12 | 2:10.608 | 29.047 |
| 14 | 2:01.211 | 1:16.902 |
| 10 | 2:00.529 | 1:20.307 |
| 26 | 2:02.484 | 1:26.871 |
| 66 | 2:02.431 | 1:27.530 |
| 8 | 2:58.186 | 1:28.884 |
| 63 | 2:18.887 | 1:30.045 |
| 93 | 2:00.938 | 1:38.686 |
| 75 | 2:01.444 | 1:40.277 |
| 59 | 2:00.896 | 1:40.853 |
| 90 | 2:01.597 | 1:47.156 |
| 9 | 2:06.350 | 1:51.293 |
| 99 | 2:03.676 | 2:01.569 |

Num Lap Time Gap

Lap 14

| | | |
|----|----------|----------|
| 20 | 2:01.740 | |
| 21 | 2:01.509 | 06.741 |
| 19 | 2:02.106 | 09.274 |
| 96 | 2:02.396 | 10.797 |
| 25 | 2:01.801 | 12.999 |
| 27 | 2:08.768 | 26.806 |
| 6 | 2:58.978 | 1:02.652 |
| 14 | 2:01.421 | 1:16.583 |
| 10 | 2:00.553 | 1:19.120 |
| 26 | 2:01.818 | 1:26.949 |
| 66 | 2:02.196 | 1:27.986 |
| 63 | 2:02.395 | 1:30.700 |
| 12 | 3:04.601 | 1:31.908 |
| 93 | 2:01.826 | 1:38.772 |
| 75 | 2:01.289 | 1:39.826 |
| 59 | 2:01.129 | 1:40.242 |
| 8 | 2:20.818 | 1:47.962 |
| 90 | 2:02.914 | 1:48.330 |
| 9 | 2:04.431 | 1:53.984 |

Num Lap Time Gap

Lap 15

| | | |
|----|----------|----------|
| 20 | 2:00.986 | |
| 99 | 2:04.079 | 1 Lap |
| 19 | 2:01.952 | 10.240 |
| 96 | 2:02.484 | 12.295 |
| 25 | 2:01.747 | 13.760 |
| 21 | 2:54.731 | 1:00.486 |
| 14 | 2:01.265 | 1:16.862 |
| 6 | 2:17.250 | 1:18.916 |
| 10 | 2:01.247 | 1:19.381 |
| 26 | 2:01.996 | 1:27.959 |
| 66 | 2:01.923 | 1:28.923 |
| 63 | 2:01.402 | 1:31.116 |
| 27 | 3:06.097 | 1:31.917 |
| 12 | 2:02.940 | 1:33.862 |
| 93 | 2:01.492 | 1:39.278 |
| 75 | 2:01.178 | 1:40.018 |
| 59 | 2:01.454 | 1:40.710 |
| 90 | 2:02.141 | 1:49.485 |

Num Lap Time Gap

Lap 16

| | | |
|----|----------|----------|
| 8 | 2:04.141 | 1:51.117 |
| 9 | 2:03.512 | 1:56.510 |
| 99 | 2:03.130 | 2:06.052 |
| 96 | 2:09.114 | |
| 25 | 2:09.340 | 01.691 |
| 19 | 2:53.791 | 42.622 |
| 20 | 3:04.948 | 43.539 |
| 14 | 2:01.843 | 57.296 |
| 6 | 2:02.101 | 59.608 |
| 10 | 2:02.008 | 59.980 |
| 21 | 2:21.587 | 1:00.664 |
| 26 | 2:02.297 | 1:08.847 |
| 66 | 2:01.947 | 1:09.461 |
| 63 | 2:01.278 | 1:10.985 |
| 27 | 2:01.481 | 1:11.989 |
| 12 | 2:02.705 | 1:15.158 |
| 93 | 2:01.579 | 1:19.448 |
| 75 | 2:01.322 | 1:19.931 |
| 59 | 2:01.105 | 1:20.406 |
| 90 | 1:59.319 | 1:27.395 |
| 8 | 2:03.247 | 1:32.955 |
| 9 | 2:03.470 | 1:38.571 |
| 99 | 2:03.063 | 1:47.706 |

Num Lap Time Gap

Lap 17

| | | |
|----|----------|--------|
| 14 | 2:01.878 | |
| 6 | 2:04.127 | 04.561 |
| 19 | 2:21.389 | 04.837 |
| 10 | 2:04.037 | 04.843 |
| 20 | 2:21.742 | 06.107 |
| 21 | 2:05.191 | 06.681 |
| 96 | 3:06.333 | 07.159 |
| 26 | 2:02.543 | 12.216 |
| 66 | 2:02.582 | 12.869 |
| 63 | 2:01.413 | 13.224 |
| 27 | 2:01.789 | 14.604 |
| 25 | 3:15.624 | 18.141 |
| 12 | 2:02.933 | 18.917 |
| 93 | 2:01.829 | 22.103 |

Num Lap Time Gap

Lap 18

| | | |
|----|----------|--------|
| 75 | 2:01.945 | 22.702 |
| 59 | 2:01.710 | 22.942 |
| 90 | 2:01.393 | 29.614 |
| 8 | 2:02.825 | 36.606 |
| 9 | 2:03.675 | 43.072 |
| 99 | 2:02.579 | 51.111 |
| 14 | 2:01.626 | |
| 6 | 2:01.724 | 04.659 |
| 10 | 2:02.005 | 05.222 |
| 19 | 2:03.674 | 06.885 |
| 20 | 2:03.163 | 07.644 |
| 21 | 2:02.949 | 08.004 |
| 96 | 2:02.997 | 08.530 |
| 26 | 2:01.873 | 12.463 |
| 63 | 2:01.861 | 13.459 |
| 66 | 2:02.910 | 14.153 |
| 27 | 2:01.646 | 14.624 |
| 25 | 2:03.707 | 20.222 |
| 12 | 2:03.457 | 20.748 |
| 93 | 2:01.401 | 21.878 |
| 75 | 2:01.588 | 22.664 |
| 59 | 2:01.528 | 22.844 |
| 90 | 2:01.149 | 29.137 |
| 8 | 2:02.565 | 37.545 |
| 9 | 2:04.045 | 45.491 |
| 99 | 2:02.360 | 51.845 |

Num Lap Time Gap

Lap 19

| | | |
|----|----------|--------|
| 14 | 2:01.516 | |
| 6 | 2:01.856 | 04.999 |
| 10 | 2:01.896 | 05.602 |
| 20 | 2:04.770 | 10.898 |
| 96 | 2:03.987 | 11.001 |
| 21 | 2:04.931 | 11.419 |
| 19 | 2:06.260 | 11.629 |
| 63 | 2:01.844 | 13.787 |
| 26 | 2:03.116 | 14.063 |
| 27 | 2:03.585 | 16.693 |
| 66 | 2:04.069 | 16.706 |





Paul Ricard
International GT Open
Race - 2
Analysis by Lap



Paul Ricard 5.822 m.

| | | |
|----|----------|--------|
| 12 | 2:02.414 | 21.646 |
| 93 | 2:01.563 | 21.925 |
| 75 | 2:01.812 | 22.960 |
| 59 | 2:02.256 | 23.584 |
| 25 | 2:07.042 | 25.748 |
| 90 | 2:01.242 | 28.863 |
| 8 | 2:02.508 | 38.537 |
| 9 | 2:04.028 | 48.003 |
| 99 | 2:02.257 | 52.586 |

Num Lap Time Gap

Lap 20

| | | |
|----|----------|--------|
| 14 | 2:01.857 | |
| 6 | 2:01.785 | 04.927 |
| 10 | 2:01.774 | 05.519 |
| 96 | 2:04.749 | 13.893 |
| 20 | 2:04.916 | 13.957 |
| 21 | 2:04.688 | 14.250 |
| 19 | 2:04.809 | 14.581 |
| 63 | 2:03.214 | 15.144 |
| 26 | 2:03.197 | 15.403 |
| 66 | 2:03.138 | 17.987 |
| 27 | 2:03.633 | 18.469 |
| 93 | 2:02.404 | 22.472 |
| 12 | 2:03.492 | 23.281 |
| 75 | 2:02.725 | 23.828 |
| 59 | 2:02.272 | 23.999 |
| 25 | 2:03.703 | 27.594 |
| 90 | 2:01.413 | 28.419 |
| 8 | 2:03.214 | 39.894 |
| 9 | 2:03.954 | 50.100 |
| 99 | 2:02.800 | 53.529 |

Num Lap Time Gap

Lap 21

| | | |
|----|----------|--------|
| 14 | 2:01.984 | |
| 6 | 2:02.074 | 05.017 |
| 10 | 2:02.090 | 05.625 |
| 96 | 2:03.053 | 14.962 |
| 21 | 2:03.999 | 16.265 |
| 63 | 2:03.612 | 16.772 |
| 19 | 2:04.757 | 17.354 |
| 20 | 2:05.691 | 17.664 |

| | | |
|----|----------|--------|
| 26 | 2:04.303 | 17.722 |
| 66 | 2:02.240 | 18.243 |
| 27 | 2:02.803 | 19.288 |
| 93 | 2:01.830 | 22.318 |
| 12 | 2:02.688 | 23.985 |
| 59 | 2:03.035 | 25.050 |
| 90 | 2:01.897 | 28.332 |
| 25 | 2:04.098 | 29.708 |
| 75 | 2:08.133 | 29.977 |
| 8 | 2:02.583 | 40.493 |
| 9 | 2:03.136 | 51.252 |
| 99 | 2:02.844 | 54.389 |

Num Lap Time Gap

Lap 22

| | | |
|----|----------|--------|
| 14 | 2:01.802 | |
| 6 | 2:02.224 | 05.439 |
| 10 | 2:01.798 | 05.621 |
| 96 | 2:03.309 | 16.469 |
| 63 | 2:01.983 | 16.953 |
| 21 | 2:04.192 | 18.655 |
| 19 | 2:03.449 | 19.001 |
| 26 | 2:04.419 | 20.339 |
| 66 | 2:04.430 | 20.871 |
| 20 | 2:05.171 | 21.033 |
| 27 | 2:03.550 | 21.036 |
| 93 | 2:01.438 | 21.954 |
| 59 | 2:01.713 | 24.961 |
| 12 | 2:04.095 | 26.278 |
| 90 | 2:00.628 | 27.158 |
| 75 | 2:02.080 | 30.255 |
| 25 | 2:03.858 | 31.764 |
| 8 | 2:02.756 | 41.447 |
| 9 | 2:03.296 | 52.746 |
| 99 | 2:03.052 | 55.639 |

Num Lap Time Gap

Lap 23

| | | |
|----|----------|--------|
| 14 | 2:02.066 | |
| 6 | 2:01.983 | 05.356 |
| 10 | 2:02.288 | 05.843 |
| 63 | 2:01.572 | 16.459 |
| 96 | 2:03.738 | 18.141 |

Num Lap Time Gap

| | | |
|----|----------|--------|
| 19 | 2:03.910 | 20.845 |
| 21 | 2:04.567 | 21.156 |
| 26 | 2:03.119 | 21.392 |
| 66 | 2:02.777 | 21.582 |
| 27 | 2:03.093 | 22.063 |
| 20 | 2:03.907 | 22.874 |
| 93 | 2:03.102 | 22.990 |
| 59 | 2:00.866 | 23.761 |
| 12 | 2:03.513 | 27.725 |
| 90 | 2:02.804 | 27.896 |
| 75 | 2:01.604 | 29.793 |
| 25 | 2:02.982 | 32.680 |
| 8 | 2:02.317 | 41.698 |
| 9 | 2:02.976 | 53.656 |
| 99 | 2:02.414 | 55.987 |

Num Lap Time Gap

Lap 24

| | | |
|----|----------|--------|
| 14 | 2:01.999 | |
| 6 | 2:01.542 | 04.899 |
| 10 | 2:01.535 | 05.379 |
| 63 | 2:01.122 | 15.582 |
| 96 | 2:02.952 | 19.094 |
| 19 | 2:02.340 | 21.186 |
| 21 | 2:03.280 | 22.437 |
| 26 | 2:03.491 | 22.884 |
| 93 | 2:03.217 | 24.208 |
| 27 | 2:04.990 | 25.054 |
| 59 | 2:03.509 | 25.271 |
| 20 | 2:06.397 | 27.272 |
| 90 | 2:01.685 | 27.582 |
| 66 | 2:08.093 | 27.676 |
| 12 | 2:03.444 | 29.170 |
| 75 | 2:01.822 | 29.616 |
| 25 | 2:03.605 | 34.286 |
| 8 | 2:01.394 | 41.093 |
| 9 | 2:03.181 | 54.838 |
| 99 | 2:03.015 | 57.003 |

Num Lap Time Gap

Lap 25

| | | |
|----|----------|--------|
| 14 | 2:02.462 | |
| 6 | 2:01.302 | 03.739 |

| | | |
|----|----------|--------|
| 10 | 2:01.387 | 04.304 |
| 63 | 2:00.798 | 13.918 |
| 96 | 2:02.347 | 18.979 |
| 19 | 2:01.774 | 20.498 |
| 21 | 2:03.459 | 23.434 |
| 26 | 2:03.462 | 23.884 |
| 93 | 2:02.196 | 23.942 |
| 59 | 2:02.016 | 24.825 |
| 27 | 2:02.998 | 25.590 |
| 90 | 2:02.145 | 27.265 |
| 66 | 2:03.547 | 28.761 |
| 12 | 2:03.772 | 30.480 |
| 20 | 2:05.871 | 30.681 |
| 75 | 2:03.532 | 30.686 |
| 25 | 2:02.976 | 34.800 |
| 8 | 2:02.141 | 40.772 |
| 9 | 2:02.895 | 55.271 |
| 99 | 2:02.497 | 57.038 |

Num Lap Time Gap

Lap 26

| | | |
|----|----------|--------|
| 14 | 2:01.893 | |
| 10 | 2:01.647 | 04.058 |
| 6 | 2:02.668 | 04.514 |
| 63 | 2:01.210 | 13.235 |
| 96 | 2:02.518 | 19.604 |
| 19 | 2:01.896 | 20.501 |
| 21 | 2:03.427 | 24.968 |
| 93 | 2:03.108 | 25.157 |
| 59 | 2:02.296 | 25.228 |
| 26 | 2:03.874 | 25.865 |
| 27 | 2:02.514 | 26.211 |
| 90 | 2:01.118 | 26.490 |
| 66 | 2:01.996 | 28.864 |
| 12 | 2:02.459 | 31.046 |
| 75 | 2:02.729 | 31.522 |
| 20 | 2:05.032 | 33.820 |
| 25 | 2:02.977 | 35.884 |
| 8 | 2:02.328 | 41.207 |
| 9 | 2:03.109 | 56.487 |
| 99 | 2:02.988 | 58.133 |

Num Lap Time Gap

Lap 27

| | | |
|----|----------|--------|
| 14 | 2:02.140 | |
| 10 | 2:00.381 | 02.299 |
| 6 | 2:01.836 | 04.210 |
| 63 | 2:02.413 | 13.508 |
| 96 | 2:03.285 | 20.749 |
| 19 | 2:02.566 | 20.927 |
| 59 | 2:02.286 | 25.374 |
| 21 | 2:03.894 | 26.722 |
| 93 | 2:03.872 | 26.889 |
| 26 | 2:03.740 | 27.465 |
| 27 | 2:03.899 | 27.970 |
| 90 | 2:03.907 | 28.257 |
| 66 | 2:02.493 | 29.217 |
| 12 | 2:02.670 | 31.576 |
| 75 | 2:02.669 | 32.051 |
| 20 | 2:04.311 | 35.991 |
| 25 | 2:02.947 | 36.691 |
| 8 | 2:02.611 | 41.678 |
| 9 | 2:02.604 | 56.951 |
| 99 | 2:02.732 | 58.725 |

Num Lap Time Gap

Lap 28

| | | |
|----|----------|--------|
| 14 | 2:02.190 | |
| 10 | 2:00.498 | 00.607 |
| 6 | 2:02.104 | 04.124 |
| 63 | 2:03.006 | 14.324 |
| 19 | 2:04.487 | 23.224 |
| 96 | 2:04.922 | 23.481 |
| 59 | 2:01.122 | 24.306 |
| 93 | 2:02.829 | 27.528 |
| 21 | 2:03.781 | 28.313 |
| 26 | 2:03.865 | 29.140 |
| 27 | 2:03.571 | 29.351 |
| 90 | 2:03.628 | 29.695 |
| 66 | 2:03.362 | 30.389 |
| 75 | 2:02.830 | 32.691 |
| 12 | 2:03.311 | 32.697 |
| 20 | 2:04.184 | 37.985 |
| 25 | 2:04.511 | 39.012 |





Paul Ricard
International GT Open
Race - 2
Analysis by Lap



| Lap | Time | Total Time |
|-----|----------|------------|
| 8 | 2:02.593 | 42.081 |
| 9 | 2:03.220 | 57.981 |
| 99 | 2:03.012 | 59.547 |





Paul Ricard
International GT Open
Race - 2
Best Sectors Results



Paul Ricard 5.822 m.

| Sector - 1 | | | | Sector - 2 | | | | Sector - 3 | | | | Ideal Lap vs Best Lap | | | | |
|------------|----|------------------------|----------|------------|------------------------|----------|----|------------------------|----------|------|----|------------------------|-----------|----------|------|--|
| Clas | Nº | Driver | Time | Nº | Driver | Time | Nº | Driver | Time | Clas | Nº | Driver | Ideal Lap | Best Lap | Clas | |
| 1 | 90 | Di Folco - Lenz | 31.580 | 8 | Giuseppe Cipriani | 35.582 | 10 | Ramos - Crestani | 50.606 | 1 | 90 | Di Folco - Lenz | 1:58.786 | 1:59.319 | 1 | |
| 2 | 8 | Giuseppe Cipriani | 32.521 | 59 | Kodrić - Chaves | 36.283 | 20 | Pierburg - Onslow-Cole | 50.852 | 2 | 8 | Giuseppe Cipriani | 1:59.488 | 2:01.394 | 11 | |
| 3 | 10 | Ramos - Crestani | 33.075 | 10 | Ramos - Crestani | 36.328 | 90 | Di Folco - Lenz | 50.867 | 3 | 10 | Ramos - Crestani | 2:00.009 | 2:00.381 | 2 | |
| 4 | 75 | Habul - Jäger | 33.196 | 90 | Di Folco - Lenz | 36.339 | 93 | Froggatt - Cheever III | 50.933 | 4 | 20 | Pierburg - Onslow-Cole | 2:00.449 | 2:00.715 | 3 | |
| 5 | 20 | Pierburg - Onslow-Cole | 33.206 | 20 | Pierburg - Onslow-Cole | 36.391 | 63 | Costa - Altoè | 51.001 | 5 | 59 | Kodrić - Chaves | 2:00.561 | 2:00.866 | 5 | |
| 6 | 63 | Costa - Altoè | 33.257 | 63 | Costa - Altoè | 36.400 | 59 | Kodrić - Chaves | 51.018 | 6 | 63 | Costa - Altoè | 2:00.658 | 2:00.798 | 4 | |
| 7 | 59 | Kodrić - Chaves | 33.260 | 19 | Liang - Giammaria | 36.422 | 6 | Zampieri - Rovera | 51.063 | 7 | 75 | Habul - Jäger | 2:00.718 | 2:01.178 | 7 | |
| 8 | 93 | Froggatt - Cheever III | 33.375 | 93 | Froggatt - Cheever III | 36.425 | 75 | Habul - Jäger | 51.068 | 8 | 93 | Froggatt - Cheever III | 2:00.733 | 2:00.938 | 6 | |
| 9 | 26 | Martínez - Onidi | 33.425 | 14 | Siedler - Grenier | 36.442 | 14 | Siedler - Grenier | 51.116 | 9 | 21 | Cameron - Griffin | 2:01.112 | 2:01.326 | 10 | |
| 10 | 66 | Ling - Schandorff | 33.477 | 25 | Hrachowina - Konrad | 36.447 | 21 | Cameron - Griffin | 51.154 | 10 | 14 | Siedler - Grenier | 2:01.167 | 2:01.211 | 8 | |
| 11 | 21 | Cameron - Griffin | 33.499 | 75 | Habul - Jäger | 36.454 | 27 | De Marco - Pohler | 51.164 | 11 | 6 | Zampieri - Rovera | 2:01.236 | 2:01.302 | 9 | |
| 12 | 27 | De Marco - Pohler | 33.543 | 21 | Cameron - Griffin | 36.459 | 25 | Hrachowina - Konrad | 51.224 | 12 | 25 | Hrachowina - Konrad | 2:01.253 | 2:01.648 | 13 | |
| 13 | 19 | Liang - Giammaria | 33.567 | 96 | Wilkinson - Ellis | 36.491 | 26 | Martínez - Onidi | 51.364 | 13 | 27 | De Marco - Pohler | 2:01.434 | 2:01.481 | 12 | |
| 14 | 6 | Zampieri - Rovera | 33.579 | 6 | Zampieri - Rovera | 36.594 | 8 | Giuseppe Cipriani | 51.385 | 14 | 26 | Martínez - Onidi | 2:01.490 | 2:01.818 | 15 | |
| 15 | 25 | Hrachowina - Konrad | 33.582 | 66 | Ling - Schandorff | 36.643 | 99 | Coimbra - Silva | 51.413 | 15 | 19 | Liang - Giammaria | 2:01.529 | 2:01.774 | 14 | |
| 16 | 96 | Wilkinson - Ellis | 33.598 | 12 | Leo - Razak | 36.678 | 12 | Leo - Razak | 51.449 | 16 | 66 | Ling - Schandorff | 2:01.583 | 2:01.923 | 16 | |
| 17 | 14 | Siedler - Grenier | 33.609 | 99 | Coimbra - Silva | 36.685 | 66 | Ling - Schandorff | 51.463 | 17 | 96 | Wilkinson - Ellis | 2:01.701 | 2:02.045 | 17 | |
| 18 | 12 | Leo - Razak | 33.850 | 26 | Martínez - Onidi | 36.701 | 19 | Liang - Giammaria | 51.540 | 18 | 99 | Coimbra - Silva | 2:01.959 | 2:02.257 | 18 | |
| 19 | 99 | Coimbra - Silva | 33.861 | 27 | De Marco - Pohler | 36.727 | 96 | Wilkinson - Ellis | 51.612 | 19 | 12 | Leo - Razak | 2:01.977 | 2:02.414 | 19 | |
| 20 | 9 | Davide Roda | 33.938 | 9 | Davide Roda | 36.927 | 9 | Davide Roda | 51.677 | 20 | 9 | Davide Roda | 2:02.542 | 2:02.604 | 20 | |
| 21 | 17 | Rueda - Saravia | Transpon | 17 | Rueda - Saravia | Transpon | 17 | Rueda - Saravia | Transpon | 21 | 17 | Rueda - Saravia | Transpon | Transpo | 21 | |
| 22 | 16 | Hahn - Khodair | Transpon | 16 | Hahn - Khodair | Transpon | 16 | Hahn - Khodair | Transpon | 22 | 16 | Hahn - Khodair | Transpon | Transpo | 22 | |





Paul Ricard
International GT Open
Race - 2
Leader Sequence

Paul Ricard 5.822 m.



| Nº | Entrant/Team | Nat | Driver 1 | Nat | Status | Driver 2 | Nat | Status | Vehicle | Cat | Start Lap | End Lap | Laps | Total Laps |
|----|----------------------------|-----|------------------------|-----|--------|------------------------|-----|--------|-------------------------|-------|-----------|---------|------|------------|
| 6 | Antonelli MotorSport | ITA | Daniel Zampieri | ITA | | <u>Alessio Rovera</u> | ITA | | Mercedes AMG GT3 | PRO | 1 | 7 | 7 | 7 |
| 20 | SPS Automotive Performance | DEU | Valentin Pierburg | DEU | | <u>Tom Onslow-Cole</u> | GBR | | Mercedes AMG GT3 | PROAM | 8 | 15 | 8 | 8 |
| 96 | Optimum Motorsport | GBR | Oliver Wilkinson | GBR | | <u>Bradley Ellis</u> | GBR | | Aston Martin GT3 AMR MY | PROAM | 16 | 16 | 1 | 1 |
| 14 | Emil Frey Racing | CHE | <u>Norbert Siedler</u> | AUT | | Mikaël Grenier | CAN | | Lamborghini Huracan GT3 | PRO | 17 | 28 | 12 | 12 |





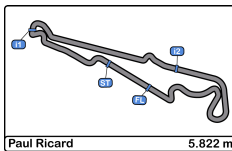
Paul Ricard
International GT Open
Race - 2
Best 5 Lap Times



Paul Ricard 5.822 m.

| Cl | Nº | Entrant/Team | Nat | Driver 1 | Nat | Status | Driver 2 | Nat | Status | Vehicle | Cat | Cl | Best 1 | | Best 2 | | Best 3 | | Best 4 | | Best 5 | |
|----|----|----------------------------|-----|----------------------|-----|--------|---------------------|-----|--------|-------------------------|-------|----|----------|-----|----------|-----|----------|-----|----------|-----|----------|-----|
| | | | | | | | | | | | | | Time | Lap | Time | Lap | Time | Lap | Time | Lap | Time | Lap |
| 1 | 90 | Raton Racing by Target | ITA | Alberto Di Folco | ITA | | Christoph Lenz | CHE | | Lamborghini Huracan GT3 | PROAM | 1 | 1:59.319 | 16 | 2:00.628 | 22 | 2:01.118 | 26 | 2:01.149 | 18 | 2:01.242 | 19 |
| 2 | 10 | SPS Automotive Performance | DEU | Miguel Ramos | PRT | | Fabrizio Crestani | ITA | | Mercedes AMG GT3 | PRO | 1 | 2:00.381 | 27 | 2:00.498 | 28 | 2:00.529 | 13 | 2:00.553 | 14 | 2:01.247 | 15 |
| 3 | 20 | SPS Automotive Performance | DEU | Valentin Pierburg | DEU | | Tom Onslow-Cole | GBR | | Mercedes AMG GT3 | PROAM | 2 | 2:00.715 | 12 | 2:00.986 | 15 | 2:01.038 | 9 | 2:01.129 | 11 | 2:01.211 | 10 |
| 4 | 63 | Emil Frey Racing | CHE | Albert Costa | ESP | | Giacomo Altoè | ITA | | Lamborghini Huracan GT3 | PRO | 2 | 2:00.798 | 25 | 2:01.122 | 24 | 2:01.210 | 26 | 2:01.278 | 16 | 2:01.402 | 15 |
| 5 | 59 | Teo Martín Motorsport | ESP | Martin Kodrić | HRV | | Henrique Chaves | PRT | | McLaren 720 s | PRO | 3 | 2:00.866 | 23 | 2:00.896 | 13 | 2:01.105 | 16 | 2:01.122 | 28 | 2:01.129 | 14 |
| 6 | 93 | Spirit of Race / Tempesta | GBR | Christopher Froggatt | GBR | | Edward Cheever III | ITA | | Ferrari 488 GT3 | PROAM | 3 | 2:00.938 | 13 | 2:01.401 | 18 | 2:01.438 | 22 | 2:01.492 | 15 | 2:01.563 | 19 |
| 7 | 75 | Rowe Racing / SunEnergy1 | DEU | Kenny Habul | AUS | | Thomas Jäger | DEU | | Mercedes AMG GT3 | PROAM | 4 | 2:01.178 | 15 | 2:01.289 | 14 | 2:01.322 | 16 | 2:01.444 | 13 | 2:01.588 | 18 |
| 8 | 14 | Emil Frey Racing | CHE | Norbert Siedler | AUT | | Mikaël Grenier | CAN | | Lamborghini Huracan GT3 | PRO | 4 | 2:01.211 | 13 | 2:01.265 | 15 | 2:01.421 | 14 | 2:01.516 | 19 | 2:01.626 | 18 |
| 9 | 6 | Antonelli MotorSport | ITA | Daniel Zampieri | ITA | | Alessio Rovera | ITA | | Mercedes AMG GT3 | PRO | 5 | 2:01.302 | 25 | 2:01.542 | 24 | 2:01.724 | 18 | 2:01.779 | 11 | 2:01.782 | 13 |
| 10 | 21 | Spirit of Race | ITA | Duncan Cameron | GBR | | Matt Griffin | IRL | | Ferrari 488 GT3 | PROAM | 5 | 2:01.326 | 13 | 2:01.475 | 12 | 2:01.509 | 14 | 2:01.960 | 7 | 2:02.123 | 10 |
| 11 | 8 | Antonelli MotorSport | ITA | Giuseppe Cipriani | ITA | | | | | Mercedes AMG GT3 | AM | 1 | 2:01.394 | 24 | 2:02.141 | 25 | 2:02.317 | 23 | 2:02.328 | 26 | 2:02.508 | 19 |
| 12 | 27 | Lazarus Racing | ITA | Nicola De Marco | ITA | | Nicolas Pohler | DEU | | Lamborghini Huracan GT3 | PRO | 6 | 2:01.481 | 16 | 2:01.646 | 18 | 2:01.789 | 17 | 2:02.514 | 26 | 2:02.666 | 13 |
| 13 | 25 | HTP Motorsport | DEU | Alexander Hrachowina | AUT | | Martin Konrad | AUT | | Mercedes AMG GT3 | AM | 2 | 2:01.648 | 13 | 2:01.747 | 15 | 2:01.801 | 14 | 2:02.005 | 12 | 2:02.136 | 10 |
| 14 | 19 | Raton Racing by Target | ITA | Jiatong Liang | CHN | | Raffaele Giammaria | ITA | | Lamborghini Huracan GT3 | PROAM | 6 | 2:01.774 | 25 | 2:01.841 | 12 | 2:01.896 | 26 | 2:01.923 | 9 | 2:01.952 | 15 |
| 15 | 26 | Lazarus Racing | ITA | Eliseo Martínez | ESP | | Fabio Onidi | ITA | | Lamborghini Huracan GT3 | PRO | 7 | 2:01.818 | 14 | 2:01.873 | 18 | 2:01.996 | 15 | 2:02.297 | 16 | 2:02.484 | 13 |
| 16 | 66 | Vincenzo Sospiri Racing | ITA | Kang Ling | CHN | | Frederik Schandorff | DNK | | Lamborghini Huracan GT3 | PROAM | 7 | 2:01.923 | 15 | 2:01.947 | 16 | 2:01.996 | 26 | 2:02.196 | 14 | 2:02.240 | 21 |
| 17 | 96 | Optimum Motorsport | GBR | Oliver Wilkinson | GBR | | Bradley Ellis | GBR | | Aston Martin GT3 AMR | PROAM | 8 | 2:02.045 | 12 | 2:02.060 | 10 | 2:02.067 | 13 | 2:02.219 | 8 | 2:02.275 | 11 |
| 18 | 99 | Sports and You | PRT | António Coimbra | PRT | | Luis Silva | PRT | | Mercedes AMG GT3 | AM | 3 | 2:02.257 | 19 | 2:02.360 | 18 | 2:02.414 | 23 | 2:02.497 | 25 | 2:02.579 | 17 |
| 19 | 12 | Ombra Racing | ITA | Federico Leo | ITA | | Najiy Razak | MYS | | Lamborghini Huracan GT3 | PRO | 8 | 2:02.414 | 19 | 2:02.459 | 26 | 2:02.670 | 27 | 2:02.688 | 21 | 2:02.705 | 16 |
| 20 | 9 | Antonelli MotorSport | ITA | Davide Roda | ITA | | | | | Mercedes AMG GT3 | AM | 4 | 2:02.604 | 27 | 2:02.895 | 25 | 2:02.976 | 23 | 2:03.109 | 26 | 2:03.136 | 21 |
| 21 | 16 | Teo Martín Motorsport | ESP | Marcelo Hahn | BRA | | Allam Khodair | BRA | | McLaren 720 s | PROAM | 9 | | | | | | | | | | |
| 22 | 17 | Teo Martín Motorsport | ESP | Fran Rueda | ESP | | Andrés Saravia | ITA | | McLaren 720 s | PRO | 9 | | | | | | | | | | |



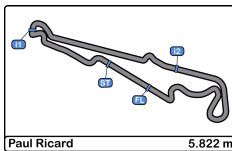


Paul Ricard
International GT Open
Race - 2
Best 5 Top Speeds



| Cl | Nº | Entrant/Team | Nat | Driver 1 | Nat | Status | Driver 2 | Nat | Status | Vehicle | Cat | Cl | Top 1 | | Top 2 | | Top 3 | | Top 4 | | Top 5 | | Avg |
|----|----|----------------------------|-----|-----------------------------|-----|---------------------------|--------------------|-------------------------|------------------|-------------------------|-------|-------|-------|-------|-------|-------|-------|-------|-------|-------|-------|-------|-------|
| | | | | | | | | | | | | | Km/h | Lap | Km/h | Lap | Km/h | Lap | Km/h | Lap | Km/h | Lap | |
| 1 | 93 | Spirit of Race / Tempesta | GBR | Christopher Froggatt | GBR | | Edward Cheever III | ITA | | Ferrari 488 GT3 | PROAM | 1 | 255.3 | 19 | 252.3 | 22 | 247.1 | 6 | 247.1 | 13 | 246.5 | 14 | 249.7 |
| 2 | 27 | Lazarus Racing | ITA | Nicola De Marco | ITA | | Nicolas Pohler | DEU | | Lamborghini Huracan GT3 | PRO | 1 | 248.2 | 26 | 246.0 | 28 | 244.3 | 11 | 244.3 | 16 | 244.3 | 21 | 245.4 |
| 3 | 59 | Teo Martín Motorsport | ESP | Martin Kodrić | | Henrique Chaves | | McLaren 720 s | PRO | 2 | 248.2 | 26 | 247.7 | 25 | 247.1 | 6 | 246.0 | 24 | 245.4 | 15 | 246.9 | | |
| 4 | 96 | Optimum Motorsport | GBR | Oliver Wilkinson | | Bradley Ellis | | Aston Martin GT3 AMR | PROAM | 2 | 248.2 | 18 | 246.0 | 4 | 245.4 | 6 | 245.4 | 10 | 245.4 | 12 | 246.1 | | |
| 5 | 66 | Vincenzo Sospiri Racing | ITA | Kang Ling | | Frederik Schandorff | | Lamborghini Huracan GT3 | PROAM | 3 | 247.7 | 22 | 246.0 | 26 | 244.3 | 15 | 243.7 | 4 | 243.7 | 24 | 245.1 | | |
| 6 | 21 | Spirit of Race | ITA | Duncan Cameron | | Matt Griffin | | Ferrari 488 GT3 | PROAM | 4 | 246.5 | 10 | 246.5 | 18 | 246.0 | 28 | 245.4 | 22 | 244.8 | 25 | 245.9 | | |
| 7 | 9 | Antonelli MotorSport | ITA | Davide Roda | | | | | Mercedes AMG GT3 | AM | 1 | 245.4 | 6 | 244.3 | 5 | 244.3 | 11 | 243.2 | 4 | 243.2 | 10 | 244.1 | |
| 8 | 14 | Emil Frey Racing | CHE | Norbert Siedler | | Mikaël Grenier | | Lamborghini Huracan GT3 | PRO | 3 | 245.4 | 28 | 244.8 | 9 | 244.3 | 10 | 243.7 | 11 | 243.2 | 25 | 244.3 | | |
| 9 | 26 | Lazarus Racing | ITA | Eliseo Martínez | | Fabio Onidi | | Lamborghini Huracan GT3 | PRO | 4 | 245.4 | 6 | 244.8 | 18 | 244.8 | 26 | 244.3 | 8 | 244.3 | 21 | 244.7 | | |
| 10 | 25 | HTP Motorsport | DEU | Alexander Hrachowina | | Martin Konrad | | Mercedes AMG GT3 | AM | 2 | 244.8 | 9 | 244.8 | 11 | 244.3 | 16 | 244.3 | 23 | 244.3 | 26 | 244.5 | | |
| 11 | 63 | Emil Frey Racing | CHE | Albert Costa | | Giacomo Altoè | | Lamborghini Huracan GT3 | PRO | 5 | 244.8 | 21 | 244.8 | 22 | 244.3 | 26 | 243.7 | 8 | 243.2 | 5 | 244.2 | | |
| 12 | 90 | Raton Racing by Target | ITA | Alberto Di Folco | | Christoph Lenz | | Lamborghini Huracan GT3 | PROAM | 5 | 244.8 | 11 | 244.3 | 25 | 244.3 | 26 | 243.7 | 6 | 243.7 | 15 | 244.2 | | |
| 13 | 19 | Raton Racing by Target | ITA | Jiatong Liang | | Raffaele Giammaria | | Lamborghini Huracan GT3 | PROAM | 6 | 244.3 | 22 | 243.7 | 23 | 243.2 | 20 | 242.6 | 12 | 242.6 | 21 | 243.3 | | |
| 14 | 75 | Rowe Racing / SunEnergy1 | DEU | Kenny Habul | | Thomas Jäger | | Mercedes AMG GT3 | PROAM | 7 | 244.3 | 25 | 243.7 | 1 | 242.6 | 4 | 242.1 | 15 | 242.1 | 18 | 243.0 | | |
| 15 | 8 | Antonelli MotorSport | ITA | Giuseppe Cipriani | | | | | Mercedes AMG GT3 | AM | 3 | 243.7 | 4 | 243.7 | 26 | 243.2 | 8 | 243.2 | 15 | 243.2 | 22 | 243.4 | |
| 16 | 12 | Ombra Racing | ITA | Federico Leo | | Najjy Razak | | Lamborghini Huracan GT3 | PRO | 6 | 243.7 | 25 | 243.7 | 26 | 243.2 | 8 | 243.2 | 22 | 242.6 | 4 | 243.3 | | |
| 17 | 20 | SPS Automotive Performance | DEU | Valentin Pierburg | | Tom Onslow-Cole | | Mercedes AMG GT3 | PROAM | 8 | 243.2 | 15 | 242.6 | 18 | 242.1 | 16 | 242.1 | 19 | 242.1 | 21 | 242.4 | | |
| 18 | 6 | Antonelli MotorSport | ITA | Daniel Zampieri | | Alessio Rovera | | Mercedes AMG GT3 | PRO | 7 | 242.6 | 12 | 242.6 | 26 | 242.1 | 16 | 242.1 | 18 | 242.1 | 23 | 242.3 | | |
| 19 | 10 | SPS Automotive Performance | DEU | Miguel Ramos | | Fabrizio Crestani | | Mercedes AMG GT3 | PRO | 8 | 242.6 | 16 | 242.6 | 25 | 242.1 | 6 | 242.1 | 7 | 242.1 | 11 | 242.3 | | |
| 20 | 99 | Sports and You | PRT | António Coimbra | | Luis Silva | | Mercedes AMG GT3 | AM | 4 | 242.6 | 15 | 242.6 | 22 | 242.6 | 26 | 242.1 | 25 | 241.6 | 21 | 242.3 | | |
| 21 | 16 | Teo Martín Motorsport | ESP | Marcelo Hahn | | Allam Khodair | | McLaren 720 s | PROAM | 9 | 233.2 | 1 | | | | | | | | | 233.2 | | |
| 22 | 17 | Teo Martín Motorsport | ESP | Fran Rueda | | Andrés Saravia | | McLaren 720 s | PRO | 9 | 229.2 | 1 | | | | | | | | | 229.2 | | |





Paul Ricard
International GT Open
Race - 2
Fastest Laps Sequence



| Lap | Time of Day | Session Time | Nº | Entrant/Team | Nat | Driver 1 | Nat | Status | Driver 2 | Nat | Status | Vehicle | Cat | Time | Km/h |
|-----|--------------|--------------|----|----------------------------|-----|-------------------------|-----|--------|--------------------------|-----|--------|-------------------------|-------|----------|-------|
| 4 | 15:09:43.744 | 10:44.744 | 6 | Antonelli MotorSport | ITA | Daniel Zampieri | ITA | | <u>Alessio Rovera</u> | ITA | | Mercedes AMG GT3 | PRO | 2:02.515 | 171.0 |
| 5 | 15:11:45.649 | 12:46.649 | 6 | Antonelli MotorSport | ITA | Daniel Zampieri | ITA | | <u>Alessio Rovera</u> | ITA | | Mercedes AMG GT3 | PRO | 2:01.905 | 171.9 |
| 5 | 15:11:46.214 | 12:47.214 | 20 | SPS Automotive Performance | DEU | Valentin Pierburg | DEU | | <u>Tom Onslow-Cole</u> | GBR | | Mercedes AMG GT3 | PROAM | 2:01.599 | 172.3 |
| 9 | 15:19:54.596 | 20:55.596 | 20 | SPS Automotive Performance | DEU | Valentin Pierburg | DEU | | <u>Tom Onslow-Cole</u> | GBR | | Mercedes AMG GT3 | PROAM | 2:01.038 | 173.1 |
| 12 | 15:25:57.651 | 26:58.651 | 20 | SPS Automotive Performance | DEU | Valentin Pierburg | DEU | | <u>Tom Onslow-Cole</u> | GBR | | Mercedes AMG GT3 | PROAM | 2:00.715 | 173.6 |
| 13 | 15:29:19.187 | 30:20.187 | 10 | SPS Automotive Performance | DEU | Miguel Ramos | PRT | | <u>Fabrizio Crestani</u> | ITA | | Mercedes AMG GT3 | PRO | 2:00.529 | 173.8 |
| 16 | 15:35:50.410 | 36:51.410 | 90 | Raton Racing by Target | ITA | <u>Alberto Di Folco</u> | ITA | | Christoph Lenz | CHE | | Lamborghini Huracan GT3 | PROAM | 1:59.319 | 175.6 |





Paul Ricard
International GT Open
Race - 2

Event Best Maximum Speed



| Nº | Entrant/Team | Nat | Driver 1 | Nat | Status | Driver 2 | Nat | Status | Vehicle | Cat | Km/h | Session |
|----|----------------------------|-----|-------------------------|-----|--------|---------------------|-----|--------|-------------------------|-------|-------|---------------------------|
| 21 | Spirit of Race | ITA | Duncan Cameron | GBR | | Matt Griffin | IRL | | Ferrari 488 GT3 | PROAM | 00.0 | Race - 2 |
| 93 | Spirit of Race / Tempesta | GBR | Christopher Froggatt | GBR | | Edward Cheever III | ITA | | Ferrari 488 GT3 | PROAM | 255.3 | Race - 2 |
| 7 | Petri Corse | ITA | Petru Razvan Umbrărescu | ROU | | Jules Gounon | FRA | | Bentley Continental GT3 | PRO | 252.9 | Qualifying - 2 Driver - 2 |
| 17 | Teo Martín Motorsport | ESP | Fran Rueda | ESP | | Andrés Saravia | GTM | | McLaren 720 s | PRO | 250.0 | Race - 1 |
| 96 | Optimum Motorsport | GBR | Oliver Wilkinson | GBR | | Bradley Ellis | GBR | | Aston Martin GT3 AMR | PROAM | 248.2 | Race - 1 |
| 26 | Lazarus Racing | ITA | Eliseo Martínez | ESP | | Fabio Onidi | ITA | | Lamborghini Huracan GT3 | PRO | 248.2 | Qualifying - 2 Driver - 2 |
| 59 | Teo Martín Motorsport | ESP | Martin Kodrić | HRV | | Henrique Chaves | PRT | | McLaren 720 s | PRO | 248.2 | Race - 2 |
| 27 | Lazarus Racing | ITA | Nicola De Marco | ITA | | Nicolas Pohler | DEU | | Lamborghini Huracan GT3 | PRO | 248.2 | Race - 2 |
| 6 | Antonelli MotorSport | ITA | Daniel Zampieri | ITA | | Alessio Rovera | ITA | | Mercedes AMG GT3 | PRO | 247.7 | Qualifying - 2 Driver - 2 |
| 20 | SPS Automotive Performance | DEU | Valentin Pierburg | DEU | | Tom Onslow-Cole | GBR | | Mercedes AMG GT3 | PROAM | 247.7 | Qualifying - 2 Driver - 2 |
| 9 | Antonelli MotorSport | ITA | Davide Roda | ITA | | | | | Mercedes AMG GT3 | AM | 247.7 | Qualifying - 2 Driver - 2 |
| 66 | Vincenzo Sospiri Racing | ITA | Kang Ling | CHN | | Frederik Schandorff | DNK | | Lamborghini Huracan GT3 | PROAM | 247.7 | Race - 2 |
| 25 | HTP Motorsport | DEU | Alexander Hrachowina | AUT | | Martin Konrad | AUT | | Mercedes AMG GT3 | AM | 247.1 | Qualifying - 2 Driver - 2 |
| 8 | Antonelli MotorSport | ITA | Giuseppe Cipriani | ITA | | | | | Mercedes AMG GT3 | AM | 246.5 | Qualifying - 2 Driver - 2 |
| 63 | Emil Frey Racing | CHE | Albert Costa | ESP | | Giacomo Altoè | ITA | | Lamborghini Huracan GT3 | PRO | 246.5 | Qualifying - 2 Driver - 2 |
| 14 | Emil Frey Racing | CHE | Norbert Siedler | AUT | | Mikaël Grenier | CAN | | Lamborghini Huracan GT3 | PRO | 246.0 | Qualifying - 2 Driver - 2 |
| 16 | Teo Martín Motorsport | ESP | Marcelo Hahn | BRA | | Allam Khodair | BRA | | McLaren 720 s | PROAM | 246.0 | Qualifying - 2 Driver - 2 |
| 99 | Sports and You | PRT | António Coimbra | PRT | | Luis Silva | PRT | | Mercedes AMG GT3 | AM | 245.4 | Qualifying - 2 Driver - 2 |
| 10 | SPS Automotive Performance | DEU | Miguel Ramos | PRT | | Fabrizio Crestani | ITA | | Mercedes AMG GT3 | PRO | 244.8 | Qualifying - 2 Driver - 2 |
| 90 | Raton Racing by Target | ITA | Alberto Di Folco | ITA | | Christoph Lenz | CHE | | Lamborghini Huracan GT3 | PROAM | 244.8 | Qualifying - 2 Driver - 2 |
| 19 | Raton Racing by Target | ITA | Jiatong Liang | CHN | | Raffaele Giammaria | ITA | | Lamborghini Huracan GT3 | PROAM | 244.8 | Qualifying - 2 Driver - 2 |
| 12 | Ombra Racing | ITA | Federico Leo | ITA | | Najiy Razak | MYS | | Lamborghini Huracan GT3 | PRO | 244.3 | Race - 1 |
| 75 | Rowe Racing / SunEnergy1 | DEU | Kenny Habul | AUS | | Thomas Jäger | DEU | | Mercedes AMG GT3 | PROAM | 244.3 | Race - 2 |





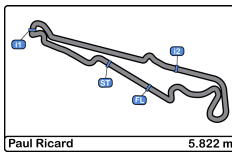
Paul Ricard
International GT Open
Race - 2
Lap Chart



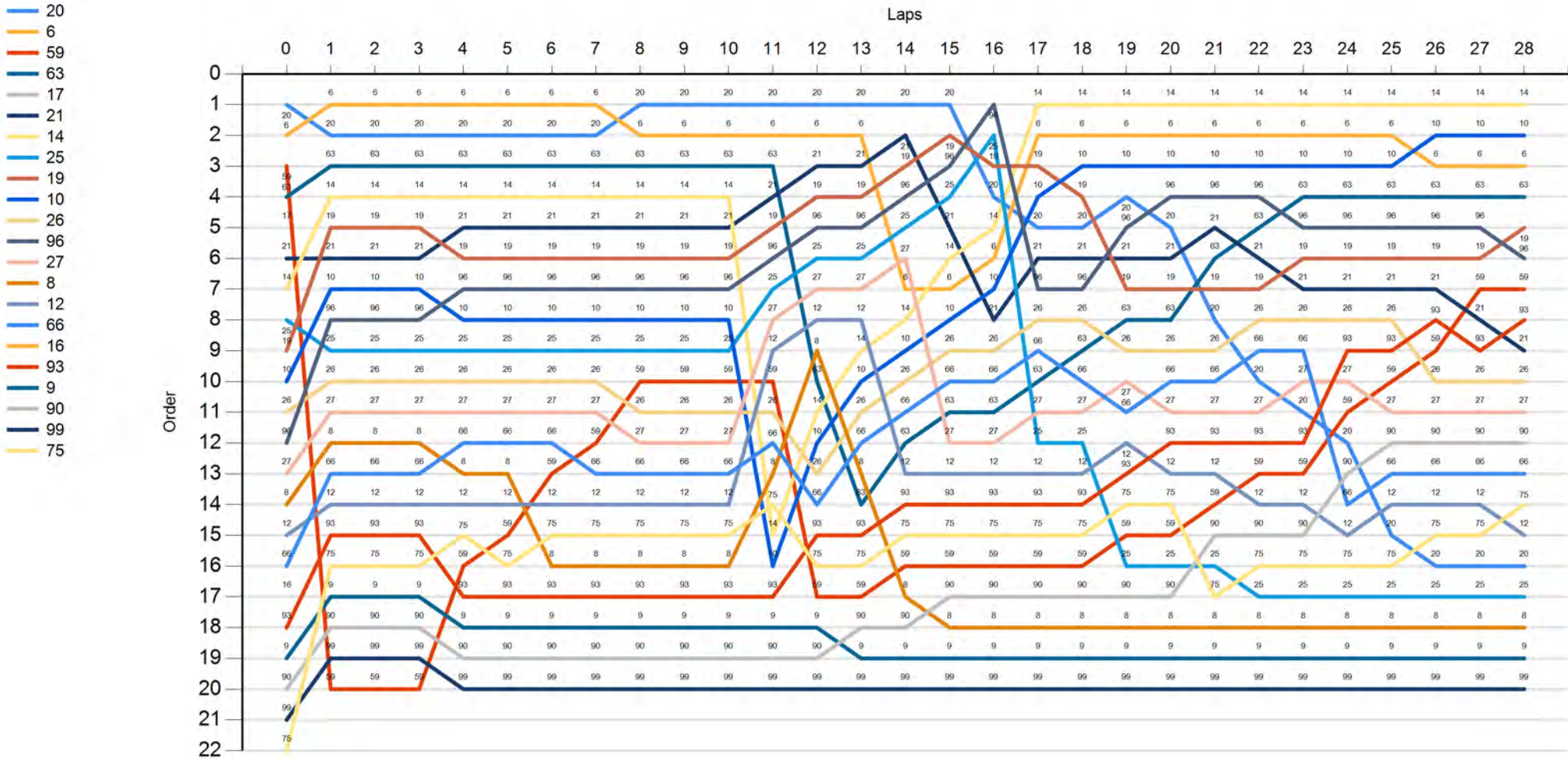
LAP

| Nr | Po | Grid | 1 | 2 | 3 | 4 | 5 | 6 | 7 | 8 | 9 | 10 | 11 | 12 | 13 | 14 | 15 | 16 | 17 | 18 | 19 | 20 | 21 | 22 | 23 | 24 | 25 | 26 | 27 | 28 |
|----|-----------|------|----|----|----|----|----|----|----|----|----|----|----|----|----|----|----|----|----|----|----|----|----|----|----|----|----|----|----|----|
| 20 | 1 | 20 | 6 | 6 | 6 | 6 | 6 | 6 | 6 | 20 | 20 | 20 | 20 | 20 | 20 | 20 | 96 | 14 | 14 | 14 | 14 | 14 | 14 | 14 | 14 | 14 | 14 | 14 | 14 | |
| 6 | 2 | 6 | 20 | 20 | 20 | 20 | 20 | 20 | 20 | 6 | 6 | 6 | 6 | 6 | 6 | 21 | 19 | 25 | 6 | 6 | 6 | 6 | 6 | 6 | 6 | 6 | 6 | 10 | 10 | 10 |
| 59 | 3 | 59 | 63 | 63 | 63 | 63 | 63 | 63 | 63 | 63 | 63 | 63 | 63 | 21 | 21 | 19 | 96 | 19 | 19 | 10 | 10 | 10 | 10 | 10 | 10 | 10 | 10 | 6 | 6 | 6 |
| 63 | 4 | 63 | 14 | 14 | 14 | 14 | 14 | 14 | 14 | 14 | 14 | 14 | 21 | 19 | 19 | 96 | 25 | 20 | 10 | 19 | 20 | 96 | 96 | 96 | 63 | 63 | 63 | 63 | 63 | 63 |
| 17 | 5 | 17 | 19 | 19 | 19 | 21 | 21 | 21 | 21 | 21 | 21 | 21 | 19 | 96 | 96 | 25 | 21 | 14 | 20 | 20 | 96 | 20 | 21 | 63 | 96 | 96 | 96 | 96 | 96 | 19 |
| 21 | 6 | 21 | 21 | 21 | 21 | 19 | 19 | 19 | 19 | 19 | 19 | 19 | 96 | 25 | 25 | 27 | 14 | 6 | 21 | 21 | 21 | 21 | 63 | 21 | 19 | 19 | 19 | 19 | 19 | 96 |
| 14 | 7 | 14 | 10 | 10 | 10 | 96 | 96 | 96 | 96 | 96 | 96 | 96 | 25 | 27 | 27 | 6 | 6 | 10 | 96 | 96 | 19 | 19 | 19 | 19 | 21 | 21 | 21 | 21 | 59 | 59 |
| 25 | 8 | 25 | 96 | 96 | 96 | 10 | 10 | 10 | 10 | 10 | 10 | 10 | 27 | 12 | 12 | 14 | 10 | 21 | 26 | 26 | 63 | 63 | 20 | 26 | 26 | 26 | 26 | 93 | 21 | 93 |
| 19 | 9 | 19 | 25 | 25 | 25 | 25 | 25 | 25 | 25 | 25 | 25 | 25 | 12 | 8 | 14 | 10 | 26 | 26 | 66 | 63 | 26 | 26 | 26 | 66 | 66 | 93 | 93 | 59 | 93 | 21 |
| 10 | 10 | 10 | 26 | 26 | 26 | 26 | 26 | 26 | 26 | 59 | 59 | 59 | 59 | 63 | 10 | 26 | 66 | 66 | 63 | 66 | 27 | 66 | 66 | 20 | 27 | 27 | 59 | 26 | 26 | 26 |
| 26 | 11 | 26 | 27 | 27 | 27 | 27 | 27 | 27 | 27 | 26 | 26 | 26 | 26 | 14 | 26 | 66 | 63 | 63 | 27 | 27 | 66 | 27 | 27 | 27 | 20 | 59 | 27 | 27 | 27 | 27 |
| 96 | 12 | 96 | 8 | 8 | 8 | 66 | 66 | 66 | 59 | 27 | 27 | 27 | 66 | 10 | 66 | 63 | 27 | 27 | 25 | 25 | 12 | 93 | 93 | 93 | 93 | 20 | 90 | 90 | 90 | 90 |
| 27 | 13 | 27 | 66 | 66 | 66 | 8 | 8 | 59 | 66 | 66 | 66 | 66 | 8 | 26 | 8 | 12 | 12 | 12 | 12 | 12 | 93 | 12 | 12 | 59 | 59 | 90 | 66 | 66 | 66 | 66 |
| 8 | 14 | 8 | 12 | 12 | 12 | 12 | 12 | 12 | 12 | 12 | 12 | 12 | 75 | 66 | 63 | 93 | 93 | 93 | 93 | 93 | 75 | 75 | 59 | 12 | 12 | 66 | 12 | 12 | 12 | 75 |
| 12 | 15 | 12 | 93 | 93 | 93 | 75 | 59 | 75 | 75 | 75 | 75 | 75 | 14 | 93 | 93 | 75 | 75 | 75 | 75 | 75 | 59 | 59 | 90 | 90 | 90 | 12 | 20 | 75 | 75 | 12 |
| 66 | 16 | 66 | 75 | 75 | 75 | 59 | 75 | 8 | 8 | 8 | 8 | 8 | 10 | 75 | 75 | 59 | 59 | 59 | 59 | 59 | 25 | 25 | 25 | 75 | 75 | 75 | 75 | 20 | 20 | 20 |
| 16 | 17 | 16 | 9 | 9 | 9 | 93 | 93 | 93 | 93 | 93 | 93 | 93 | 93 | 59 | 59 | 8 | 90 | 90 | 90 | 90 | 90 | 90 | 75 | 25 | 25 | 25 | 25 | 25 | 25 | 25 |
| 93 | 18 | 93 | 90 | 90 | 90 | 9 | 9 | 9 | 9 | 9 | 9 | 9 | 9 | 9 | 90 | 90 | 8 | 8 | 8 | 8 | 8 | 8 | 8 | 8 | 8 | 8 | 8 | 8 | 8 | 8 |
| 9 | 19 | 9 | 99 | 99 | 99 | 90 | 90 | 90 | 90 | 90 | 90 | 90 | 90 | 90 | 9 | 9 | 9 | 9 | 9 | 9 | 9 | 9 | 9 | 9 | 9 | 9 | 9 | 9 | 9 | 9 |
| 90 | 20 | 90 | 59 | 59 | 59 | 99 | 99 | 99 | 99 | 99 | 99 | 99 | 99 | 99 | 99 | 99 | 99 | 99 | 99 | 99 | 99 | 99 | 99 | 99 | 99 | 99 | 99 | 99 | 99 | 99 |
| 99 | 21 | 99 | | | | | | | | | | | | | | | | | | | | | | | | | | | | |
| 75 | 22 | 75 | | | | | | | | | | | | | | | | | | | | | | | | | | | | |





Paul Ricard
International GT Open
Race - 2
Graphic Lap Chart



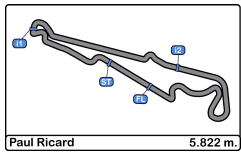


Paul Ricard
International GT Open
Race - 2
Pit Stop Analysis



| Nr. | In Day Time | Entrant/Team | Nat | Driver 1 | Nat | Status | Driver 2 | Nat | Status | Vehicle | Cat | In Time | Stop N° | Pit Time | Handicap | Penalty |
|-----|--------------|----------------------------------|-----|-----------------------------|-----|--------|---------------------------|-----|--------|-------------------------|-------|-----------|---------|----------|----------|---------|
| 14 | 15:24:01.259 | Emil Frey Racing | | Norbert Siedler | | AUT | Mikaël Grenier | | CAN | Lamborghini Huracan GT3 | PRO | 25:01.847 | 1 | 1:11.871 | 1:10 | |
| 10 | 15:24:06.425 | SPS Automotive Performance | | Miguel Ramos | | PRT | Fabrizio Crestani | | ITA | Mercedes AMG GT3 | PRO | 25:07.013 | 1 | 1:12.702 | 1:10 | |
| 59 | 15:24:07.348 | Teo Martín Motorsport | | Martin Kodrić | | HRV | Henrique Chaves | | PRT | McLaren 720 s | PRO | 25:07.936 | 2 | 1:30.827 | 1:20 | |
| 26 | 15:24:11.241 | Lazarus Racing | | Eliseo Martínez | | ESP | Fabio Onidi | | ITA | Lamborghini Huracan GT3 | PRO | 25:11.829 | 1 | 1:10.075 | 1:10 | |
| 66 | 15:24:12.187 | Vincenzo Sospiri Racing | | Kang Ling | | CHN | Frederik Schandorff | | DNK | Lamborghini Huracan GT3 | PROAM | 25:12.775 | 1 | 1:10.119 | 1:10 | |
| 75 | 15:24:23.427 | Rowe Racing / SunEnergy1 | | Kenny Habul | | AUS | Thomas Jäger | | DEU | Mercedes AMG GT3 | PROAM | 25:24.015 | 1 | 1:12.963 | 1:10 | |
| 93 | 15:24:24.356 | Spirit of Race / Tempesta Racing | | Christopher Froggatt | | GBR | Edward Cheever III | | ITA | Ferrari 488 GT3 | PROAM | 25:24.944 | 1 | 1:10.746 | 1:10 | |
| 9 | 15:24:25.602 | Antonelli MotorSport | | Davide Roda | | ITA | | | | Mercedes AMG GT3 | AM | 25:26.190 | 1 | 1:15.759 | 1:15 | |
| 90 | 15:24:27.037 | Raton Racing by Target | | Alberto Di Folco | | ITA | Christoph Lenz | | CHE | Lamborghini Huracan GT3 | PROAM | 25:27.625 | 1 | 1:16.174 | 1:10 | |
| 99 | 15:24:36.136 | Sports and You | | António Coimbra | | PRT | Luis Silva | | PRT | Mercedes AMG GT3 | AM | 25:36.724 | 1 | 1:16.806 | 1:10 | |
| 63 | 15:26:01.725 | Emil Frey Racing | | Albert Costa | | ESP | Giacomo Altoè | | ITA | Lamborghini Huracan GT3 | PRO | 27:02.313 | 1 | 1:25.713 | 1:25 | |
| 12 | 15:28:19.439 | Ombra Racing | | Federico Leo | | ITA | Najiy Razak | | MYS | Lamborghini Huracan GT3 | PRO | 29:20.027 | 1 | 1:10.342 | 1:10 | |
| 8 | 15:28:31.135 | Antonelli MotorSport | | Giuseppe Cipriani | | ITA | | | | Mercedes AMG GT3 | AM | 29:31.723 | 1 | 1:14.533 | 1:15 | -0.467 |
| 6 | 15:30:04.554 | Antonelli MotorSport | | Daniel Zampieri | | ITA | Alessio Rovera | | ITA | Mercedes AMG GT3 | PRO | 31:05.141 | 1 | 1:15.411 | 1:10 | |
| 27 | 15:30:19.161 | Lazarus Racing | | Nicola De Marco | | ITA | Nicolas Pohler | | DEU | Lamborghini Huracan GT3 | PRO | 31:19.748 | 1 | 1:12.996 | 1:10 | |
| 20 | 15:34:01.533 | SPS Automotive Performance | | Valentin Pierburg | | DEU | Tom Onslow-Cole | | GBR | Mercedes AMG GT3 | PROAM | 35:02.120 | 1 | 1:22.319 | 1:20 | |
| 19 | 15:34:11.985 | Raton Racing by Target | | Jiatong Liang | | CHN | Raffaele Giammaria | | ITA | Lamborghini Huracan GT3 | PROAM | 35:12.573 | 1 | 1:11.325 | 1:10 | |
| 96 | 15:34:14.707 | Optimum Motorsport | | Oliver Wilkinson | | GBR | Bradley Ellis | | GBR | Aston Martin GT3 AMR | PROAM | 35:15.295 | 1 | 1:11.028 | 1:10 | |
| 25 | 15:34:16.348 | HTP Motorsport | | Alexander Hrachowina | | AUT | Martin Konrad | | AUT | Mercedes AMG GT3 | AM | 35:16.936 | 1 | 1:21.240 | 1:20 | |

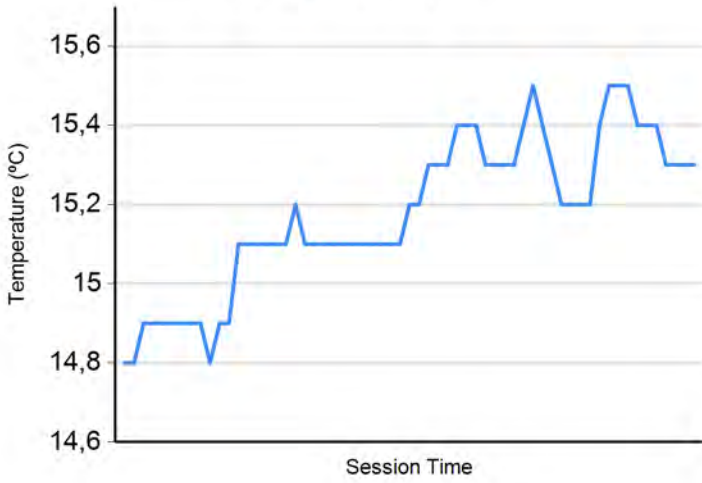




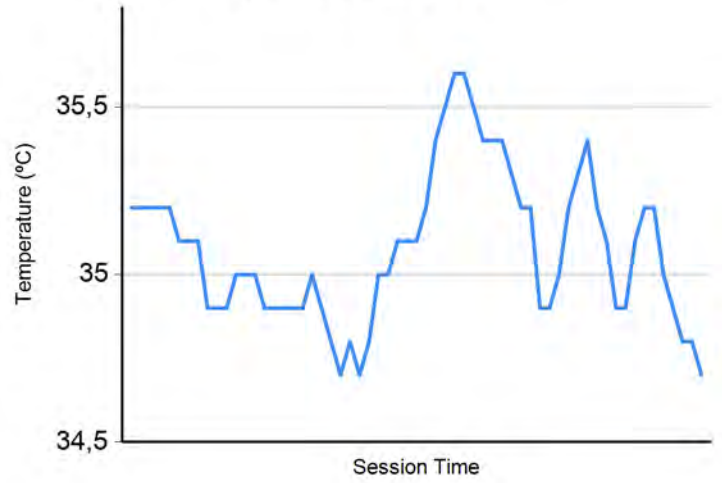
Paul Ricard
International GT Open
Race - 2
Weather Report



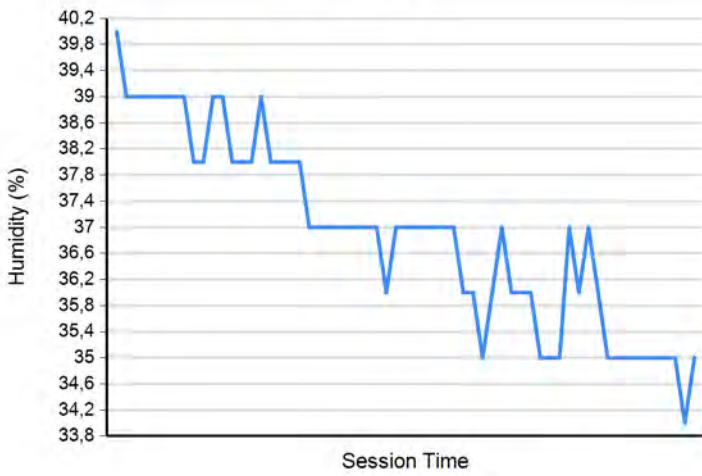
Air Temperature



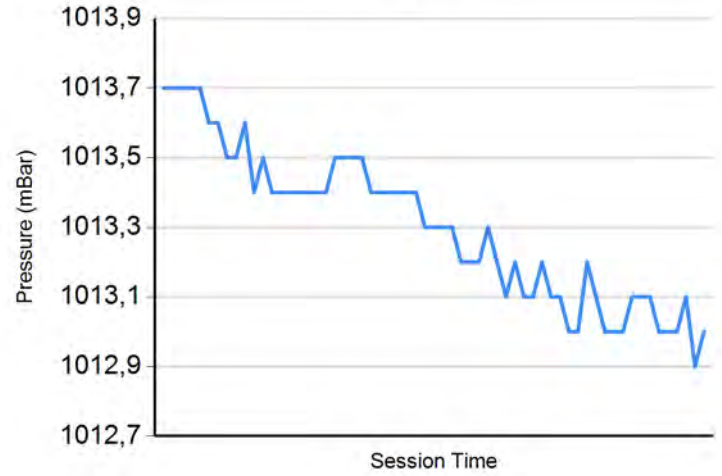
Track Temperature



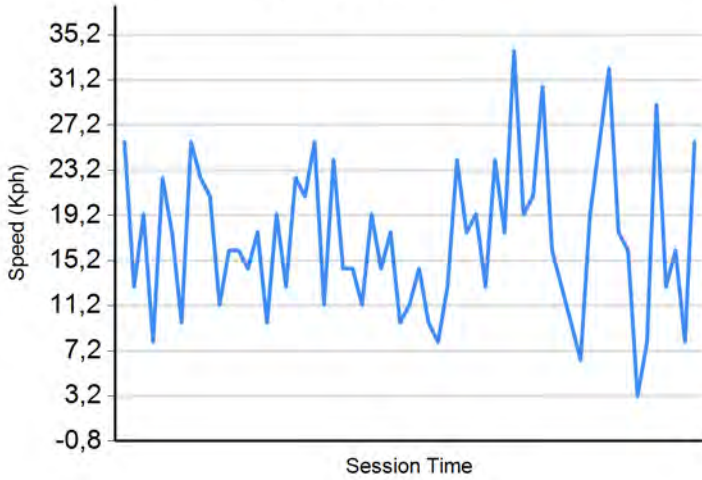
Humidity



Pressure

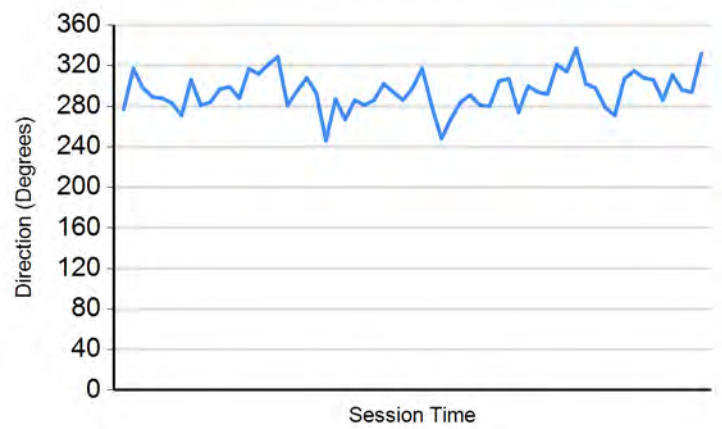


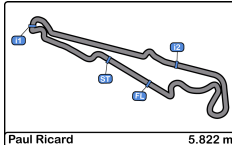
Wind Speed



Wind direction

North = 0°/360° Est = 90° South = 180° West = 270°





Paul Ricard
International GT Open
Race - 2
Final Results



| Cls | Nº | Entrant/Team | Nat | Driver 1 | Nat | Status | Driver 2 | Nat | Status | Vehicle | Cat | Cl | Laps | Total Time | Gap | Interval | Km/h | Best | Time | Km/h |
|---|-----------------------|----------------------------------|---------------------|-----------------------------|-----|--------|---------------------------|-----|--------|-------------------------|-------|----|------|--------------------|--------|----------|-------|------|----------|-------|
| 1 | 14 | Emil Frey Racing | CHE | Norbert Siedler | AUT | | Mikaël Grenier | CAN | | Lamborghini Huracan GT3 | PRO | 1 | 28 | 1:00:44.312 | | | 161.0 | 13 | 2:01.211 | 172.9 |
| 2 | 6 | Antonelli MotorSport | ITA | Daniel Zampieri | ITA | | Alessio Rovera | ITA | | Mercedes AMG GT3 | PRO | 2 | 28 | 1:00:48.436 | 4.124 | 4.124 | 160.8 | 25 | 2:01.302 | 172.7 |
| 3 | 10 | SPS Automotive Performance | DEU | Miguel Ramos | PRT | | Fabrizio Crestani | ITA | | Mercedes AMG GT3 | PRO | 3 | 28 | 1:00:49.919 | 5.607 | 1.483 | 160.7 | 27 | 2:00.381 | 174.1 |
| 4 | 63 | Emil Frey Racing | CHE | Albert Costa | ESP | | Giacomo Altoè | ITA | | Lamborghini Huracan GT3 | PRO | 4 | 28 | 1:00:58.636 | 14.324 | 8.717 | 160.4 | 25 | 2:00.798 | 173.5 |
| 5 | 19 | Raton Racing by Target | ITA | Jiatong Liang | CHN | | Raffaele Giammaria | ITA | | Lamborghini Huracan GT3 | PROAM | 1 | 28 | 1:01:07.536 | 23.224 | 8.900 | 160.0 | 25 | 2:01.774 | 172.1 |
| 6 | 96 | Optimum Motorsport | GB | Oliver Wilkinson | GB | | Bradley Ellis | GB | | Aston Martin GT3 AMR | PROAM | 2 | 28 | 1:01:07.793 | 23.481 | 0.257 | 160.0 | 12 | 2:02.045 | 171.7 |
| 7 | 59 | Teo Martín Motorsport | ESP | Martin Kodrić | HRV | | Henrique Chaves | PRT | | McLaren 720 s | PRO | 5 | 28 | 1:01:08.618 | 24.306 | 0.825 | 159.9 | 23 | 2:00.866 | 173.4 |
| 8 | 93 | Spirit of Race / Tempesta Racing | GB | Christopher Froggatt | GB | | Edward Cheever III | ITA | | Ferrari 488 GT3 | PROAM | 3 | 28 | 1:01:11.840 | 27.528 | 3.222 | 159.8 | 13 | 2:00.938 | 173.3 |
| 9 | 21 | Spirit of Race | ITA | Duncan Cameron | GB | | Matt Griffin | IRL | | Ferrari 488 GT3 | PROAM | 4 | 28 | 1:01:12.625 | 28.313 | 0.785 | 159.7 | 13 | 2:01.326 | 172.7 |
| 10 | 26 | Lazarus Racing | ITA | Eliseo Martínez | ESP | | Fabio Onidi | ITA | | Lamborghini Huracan GT3 | PRO | 6 | 28 | 1:01:13.452 | 29.140 | 0.827 | 159.7 | 14 | 2:01.818 | 172.0 |
| 11 | 27 | Lazarus Racing | ITA | Nicola De Marco | ITA | | Nicolas Pohler | DEU | | Lamborghini Huracan GT3 | PRO | 7 | 28 | 1:01:13.663 | 29.351 | 0.211 | 159.7 | 16 | 2:01.481 | 172.5 |
| 12 | 90 | Raton Racing by Target | ITA | Alberto Di Folco | ITA | | Christoph Lenz | CHE | | Lamborghini Huracan GT3 | PROAM | 5 | 28 | 1:01:14.007 | 29.695 | 0.344 | 159.7 | 16 | 1:59.319 | 175.6 |
| 13 | 66 | Vincenzo Sospiri Racing | ITA | Kang Ling | CHN | | Frederik Schandorff | DNK | | Lamborghini Huracan GT3 | PROAM | 6 | 28 | 1:01:14.701 | 30.389 | 0.694 | 159.7 | 15 | 2:01.923 | 171.9 |
| 14 | 75 | Rowe Racing / SunEnergy1 | DEU | Kenny Habul | AUS | | Thomas Jäger | DEU | | Mercedes AMG GT3 | PROAM | 7 | 28 | 1:01:17.003 | 32.691 | 2.302 | 159.6 | 15 | 2:01.178 | 172.9 |
| 15 | 12 | Ombra Racing | ITA | Federico Leo | ITA | | Najiy Razak | MY | | Lamborghini Huracan GT3 | PRO | 8 | 28 | 1:01:17.009 | 32.697 | 0.006 | 159.6 | 19 | 2:02.414 | 171.2 |
| 16 | 20 | SPS Automotive Performance | DEU | Valentin Pierburg | DEU | | Tom Onslow-Cole | GB | | Mercedes AMG GT3 | PROAM | 8 | 28 | 1:01:22.297 | 37.985 | 5.288 | 159.3 | 12 | 2:00.715 | 173.6 |
| 17 | 25 | HTP Motorsport | DEU | Alexander Hrachowina | AUT | | Martin Konrad | AUT | | Mercedes AMG GT3 | AM | 1 | 28 | 1:01:23.324 | 39.012 | 1.027 | 159.3 | 13 | 2:01.648 | 172.2 |
| 18 | 8 | Antonelli MotorSport | ITA | Giuseppe Cipriani | ITA | | | | | Mercedes AMG GT3 | AM | 2 | 28 | 1:01:37.393 | 53.081 | 14.069 | 158.7 | 24 | 2:01.394 | 172.6 |
| 19 | 9 | Antonelli MotorSport | ITA | Davide Roda | ITA | | | | | Mercedes AMG GT3 | AM | 3 | 28 | 1:01:42.293 | 57.981 | 4.900 | 158.5 | 27 | 2:02.604 | 170.9 |
| 20 | 99 | Sports and You | PRT | António Coimbra | PRT | | Luis Silva | PRT | | Mercedes AMG GT3 | AM | 4 | 28 | 1:01:43.859 | 59.547 | 1.566 | 158.4 | 19 | 2:02.257 | 171.4 |
| Not classified: (Requirements: 75% of number laps of leader = 21 Laps) | | | | | | | | | | | | | | | | | | | | |
| 17 | Teo Martín Motorsport | ESP | Fran Rueda | ESP | | | Andrés Saravia | GT | | McLaren 720 s | PRO | 9 | | | | | | | | |
| 16 | Teo Martín Motorsport | ESP | Marcelo Hahn | BRA | | | Allam Khodair | BRA | | McLaren 720 s | PROAM | 9 | | | | | | | | |

Fastest lap Di Folco - Lenz in 1:59.319 at 175.7 Km/h in lap 16

10 SEC TIME PENALTY CAR 8, CUTTING THE CHICANE AND GAINING ADVANTAGE
 5 SEC TIME PENALTY CAR 10, CAUSED A COLLISION DUE ART. 16.1.D
 1 SEC TIME PENALTY CAR 8, LESS TIME HANDICAP

Published at:.....

Track Temp: **34.7 °C** Air Temp: **15.3 °C** Humidity: **35 %** Track Status: **DRY**

| | | |
|------------------|-----------------------|--------------------|
| Stewards: | Race Director: | Timekeeper: |
|------------------|-----------------------|--------------------|





Championship Classification

| Cls. | Name | Nac. | Net Pts. | Pts. | Paul Ricard | | Hockenheim | | SPA-Francorchamps | | Red Bull Ring | | Silverstone | | Barcelona | | Monza | |
|------|-------------------------|------|----------|------|-------------|----|------------|----|-------------------|----|---------------|----|-------------|----|-----------|----|-------|--|
| | | | | | R1 | R2 | R1 | R2 | R1 | R2 | R1 | R2 | R1 | R2 | R1 | R2 | | |
| 1 | Albert Costa | ESP | 23 | 23 | 15 | 8 | | | | | | | | | | | | |
| | Giacomo Altoè | ITA | 23 | 23 | 15 | 8 | | | | | | | | | | | | |
| 2 | Miguel Ramos | PRT | 18 | 18 | 8 | 10 | | | | | | | | | | | | |
| | Fabrizio Crestani | ITA | 18 | 18 | 8 | 10 | | | | | | | | | | | | |
| 3 | Daniel Zampieri | ITA | 17 | 17 | 5 | 12 | | | | | | | | | | | | |
| | Alessio Rovera | ITA | 17 | 17 | 5 | 12 | | | | | | | | | | | | |
| 4 | Martin Kodrić | HRV | 16 | 16 | 12 | 4 | | | | | | | | | | | | |
| | Henrique Chaves | PRT | 16 | 16 | 12 | 4 | | | | | | | | | | | | |
| 5 | Mikaël Grenier | CAN | 15 | 15 | | 15 | | | | | | | | | | | | |
| | Norbert Siedler | AUT | 15 | 15 | | 15 | | | | | | | | | | | | |
| 6 | Fran Rueda | ESP | 10 | 10 | 10 | | | | | | | | | | | | | |
| | Andrés Saravia | GTM | 10 | 10 | 10 | | | | | | | | | | | | | |
| 7 | Jiatong Liang | CHN | 9 | 9 | 3 | 6 | | | | | | | | | | | | |
| | Raffaele Giammaria | ITA | 9 | 9 | 3 | 6 | | | | | | | | | | | | |
| 8 | Tom Onslow-Cole | GBR | 6 | 6 | 6 | | | | | | | | | | | | | |
| | Valentin Pierburg | DEU | 6 | 6 | 6 | | | | | | | | | | | | | |
| 9 | Oliver Wilkinson | GBR | 5 | 5 | | 5 | | | | | | | | | | | | |
| | Bradley Ellis | GBR | 5 | 5 | | 5 | | | | | | | | | | | | |
| 10 | Allam Khodair | BRA | 4 | 4 | 4 | | | | | | | | | | | | | |
| | Marcelo Hahn | BRA | 4 | 4 | 4 | | | | | | | | | | | | | |
| 11 | Christopher Froggatt | GBR | 3 | 3 | | 3 | | | | | | | | | | | | |
| | Edward Cheever III | ITA | 3 | 3 | | 3 | | | | | | | | | | | | |
| 12 | Duncan Cameron | GBR | 2 | 2 | | 2 | | | | | | | | | | | | |
| | Matt Griffin | IRL | 2 | 2 | | 2 | | | | | | | | | | | | |
| 13 | Thomas Jäger | DEU | 2 | 2 | 2 | | | | | | | | | | | | | |
| | Kenny Habul | AUS | 2 | 2 | 2 | | | | | | | | | | | | | |
| 14 | Eliseo Martínez | ESP | 1 | 1 | | 1 | | | | | | | | | | | | |
| | Fabio Onidi | ITA | 1 | 1 | | 1 | | | | | | | | | | | | |
| 15 | Kang Ling | CHN | 1 | 1 | 1 | | | | | | | | | | | | | |
| | Frederik Schandorff | DNK | 1 | 1 | 1 | | | | | | | | | | | | | |
| 16 | Jules Gounon | FRA | 0 | 0 | | | | | | | | | | | | | | |
| | Petru Razvan Umbrărescu | ROU | 0 | 0 | | | | | | | | | | | | | | |
| 17 | Giuseppe Cipriani | ITA | 0 | 0 | | | | | | | | | | | | | | |
| 18 | Davide Roda | ITA | 0 | 0 | | | | | | | | | | | | | | |
| 19 | Federico Leo | ITA | 0 | 0 | | | | | | | | | | | | | | |
| | Najiy Razak | MYS | 0 | 0 | | | | | | | | | | | | | | |
| 20 | Martin Konrad | AUT | 0 | 0 | | | | | | | | | | | | | | |
| | Alexander Hrachowina | AUT | 0 | 0 | | | | | | | | | | | | | | |
| 21 | Nicola De Marco | ITA | 0 | 0 | | | | | | | | | | | | | | |
| | Nicolas Pohler | DEU | 0 | 0 | | | | | | | | | | | | | | |
| 22 | Alberto Di Folco | ITA | 0 | 0 | | | | | | | | | | | | | | |
| | Christoph Lenz | CHE | 0 | 0 | | | | | | | | | | | | | | |
| 23 | António Coimbra | PRT | 0 | 0 | | | | | | | | | | | | | | |



Santísima Trinidad 30, 28010 Madrid
 Tel y Fax 91.448.32.06
 www.cronococa.com
 info@cronococa.com



Juan Bravo 17, 28006 Madrid
 Tel 91.432.27.50
 www.gtssport.es
 info@gtssport.es



Championship Classification

| Cls. | Name | Nac. | Net Pts. | Pts. | Paul Ricard | | Hockenheim | | SPA-Francorchamps | | Red Bull Ring | | Silverstone | | Barcelona | | Monza | |
|------|------------|------|----------|------|-------------|----|------------|----|-------------------|----|---------------|----|-------------|----|-----------|----|-------|----|
| | | | | | R1 | R2 | R1 | R2 | R1 | R2 | R1 | R2 | R1 | R2 | R1 | R2 | R1 | R2 |
| | Luis Silva | PRT | 0 | 0 | | | | | | | | | | | | | | |



Santísima Trinidad 30, 28010 Madrid
 Tel y Fax 91.448.32.06
 www.cronococa.com
 info@cronococa.com



Juan Bravo 17, 28006 Madrid
 Tel 91.432.27.50
 www.gtsport.es
 info@gtsport.es



Championship PROAM Classification

| Cls. | Name | Nac. | Net Pts. | Pts. | Paul Ricard | | Hockenheim | | SPA-Francorchamps | | Red Bull Ring | | Silverstone | | Barcelona | | Monza | |
|------|----------------------|------|----------|------|-------------|----|------------|----|-------------------|----|---------------|----|-------------|----|-----------|----|-------|--|
| | | | | | R1 | R2 | R1 | R2 | R1 | R2 | R1 | R2 | R1 | R2 | R1 | R2 | | |
| 1 | Jiatong Liang | CHN | 16 | 16 | 6 | 10 | | | | | | | | | | | | |
| | Raffaele Giammaria | ITA | 16 | 16 | 6 | 10 | | | | | | | | | | | | |
| 2 | Bradley Ellis | GBR | 10 | 10 | 2 | 8 | | | | | | | | | | | | |
| | Oliver Wilkinson | GBR | 10 | 10 | 2 | 8 | | | | | | | | | | | | |
| 3 | Tom Onslow-Cole | GBR | 10 | 10 | 10 | | | | | | | | | | | | | |
| | Valentin Pierburg | DEU | 10 | 10 | 10 | | | | | | | | | | | | | |
| 4 | Marcelo Hahn | BRA | 8 | 8 | 8 | | | | | | | | | | | | | |
| | Allam Khodair | BRA | 8 | 8 | 8 | | | | | | | | | | | | | |
| 5 | Christopher Froggatt | GBR | 6 | 6 | | 6 | | | | | | | | | | | | |
| | Edward Cheever III | ITA | 6 | 6 | | 6 | | | | | | | | | | | | |
| 6 | Frederik Schandorff | DNK | 5 | 5 | 3 | 2 | | | | | | | | | | | | |
| | Kang Ling | CHN | 5 | 5 | 3 | 2 | | | | | | | | | | | | |
| 7 | Matt Griffin | IRL | 4 | 4 | | 4 | | | | | | | | | | | | |
| | Duncan Cameron | GBR | 4 | 4 | | 4 | | | | | | | | | | | | |
| 8 | Kenny Habul | AUS | 4 | 4 | 4 | | | | | | | | | | | | | |
| | Thomas Jäger | DEU | 4 | 4 | 4 | | | | | | | | | | | | | |
| 9 | Alberto Di Folco | ITA | 3 | 3 | | 3 | | | | | | | | | | | | |
| | Christoph Lenz | CHE | 3 | 3 | | 3 | | | | | | | | | | | | |



Santísima Trinidad 30, 28010 Madrid
 Tel y Fax 91.448.32.06
 www.cronococa.com
 info@cronococa.com



Juan Bravo 17, 28006 Madrid
 Tel 91.432.27.50
 www.gtssport.es
 info@gtssport.es



Championship AM Classification

| Cls. | Name | Nac. | Net Pts. | Pts. | Paul Ricard | | Hockenheim | | SPA-Francorchamps | | Red Bull Ring | | Silverstone | | Barcelona | | Monza | |
|------|----------------------|------|----------|------|-------------|----|------------|----|-------------------|----|---------------|----|-------------|----|-----------|----|-------|--|
| | | | | | R1 | R2 | R1 | R2 | R1 | R2 | R1 | R2 | R1 | R2 | R1 | R2 | | |
| 1 | Alexander Hrachowina | AUT | 10 | 10 | 5 | 5 | | | | | | | | | | | | |
| | Martin Konrad | AUT | 10 | 10 | 5 | 5 | | | | | | | | | | | | |
| 2 | Giuseppe Cipriani | ITA | 8 | 8 | 4 | 4 | | | | | | | | | | | | |
| 3 | Davide Roda | ITA | 6 | 6 | 3 | 3 | | | | | | | | | | | | |
| 4 | Luis Silva | PRT | 4 | 4 | 2 | 2 | | | | | | | | | | | | |
| | António Coimbra | PRT | 4 | 4 | 2 | 2 | | | | | | | | | | | | |



Santísima Trinidad 30, 28010 Madrid
 Tel y Fax 91.448.32.06
 www.cronococa.com
 info@cronococa.com



Juan Bravo 17, 28006 Madrid
 Tel 91.432.27.50
 www.gtssport.es
 info@gtssport.es





Championship Teams' Classification

| Cls. | Team | Nac. | Net Pts. | Pts. | Paul Ricard | | Hockenheim | | SPA-Francorchamps | | Red Bull Ring | | Silverstone | | Barcelona | | Monza | |
|------|----------------------------------|------|----------|------|-------------|----|------------|----|-------------------|----|---------------|----|-------------|----|-----------|----|-------|--|
| | | | | | R1 | R2 | R1 | R2 | R1 | R2 | R1 | R2 | R1 | R2 | R1 | R2 | | |
| 1 | Emil Frey Racing | CHE | 24 | 24 | 10 | 14 | | | | | | | | | | | | |
| 2 | Teo Martín Motorsport | ESP | 14 | 14 | 14 | | | | | | | | | | | | | |
| 3 | SPS Automotive Performance | DEU | 13 | 13 | 7 | 6 | | | | | | | | | | | | |
| 4 | Antonelli MotorSport | ITA | 10 | 10 | 2 | 8 | | | | | | | | | | | | |
| 5 | Raton Racing by Target | ITA | 3 | 3 | | 3 | | | | | | | | | | | | |
| 6 | Optimum Motorsport | GBR | 2 | 2 | | 2 | | | | | | | | | | | | |
| 7 | Vincenzo Sospiri Racing | ITA | 0 | 0 | | | | | | | | | | | | | | |
| | Rowe Racing / SunEnergy1 Racing | DEU | 0 | 0 | | | | | | | | | | | | | | |
| | Spirit of Race | ITA | 0 | 0 | | | | | | | | | | | | | | |
| | Spirit of Race / Tempesta Racing | GBR | 0 | 0 | | | | | | | | | | | | | | |
| | Sports and You | PRT | 0 | 0 | | | | | | | | | | | | | | |
| | HTP Motorsport | DEU | 0 | 0 | | | | | | | | | | | | | | |
| | Lazarus Racing | ITA | 0 | 0 | | | | | | | | | | | | | | |
| | Ombra Racing | ITA | 0 | 0 | | | | | | | | | | | | | | |
| 8 | Petri Corse | ITA | 0 | 0 | | | | | | | | | | | | | | |



Santísima Trinidad 30, 28010 Madrid
 Tel y Fax 91.448.32.06
 www.cronococa.com
 info@cronococa.com



Juan Bravo 17, 28006 Madrid
 Tel 91.432.27.50
 www.gtssport.es
 info@gtssport.es



Drivers Statistics

| Cls. | Nº | Name | Net Points | Points | First Positions | Seconds Positions | Thirds Positions | Race Fastest Laps | Pole Positions | Laps in first place | Km. covered in Race | Km. covered in Practice |
|------|----|-------------------------|------------|--------|-----------------|-------------------|------------------|-------------------|----------------|---------------------|---------------------|-------------------------|
| 1 | 63 | Albert Costa | 23 | 23 | 1 | | | | | 14 | 360.964 | 267.812 |
| | 63 | Giacomo Altoè | 23 | 23 | 1 | | | | | 14 | 360.964 | 267.812 |
| 2 | 10 | Miguel Ramos | 18 | 18 | | | 1 | | | 1 | 360.964 | 314.388 |
| | 10 | Fabrizio Crestani | 18 | 18 | | | 1 | | | 1 | 360.964 | 314.388 |
| 3 | 6 | Daniel Zampieri | 17 | 17 | | 1 | | | | 7 | 360.964 | 279.456 |
| | 6 | Alessio Rovera | 17 | 17 | | 1 | | | | 7 | 360.964 | 279.456 |
| 4 | 59 | Martin Kodrić | 16 | 16 | | 1 | | | | | 360.964 | 139.728 |
| | 59 | Henrique Chaves | 16 | 16 | | 1 | | | | | 360.964 | 139.728 |
| 5 | 14 | Mikaël Grenier | 15 | 15 | 1 | | | | | 12 | 163.016 | 267.812 |
| | 14 | Norbert Siedler | 15 | 15 | 1 | | | | | 12 | 163.016 | 267.812 |
| 6 | 17 | Fran Rueda | 10 | 10 | | | 1 | | | | 197.948 | 355.142 |
| | 17 | Andrés Saravia | 10 | 10 | | | 1 | | | | 197.948 | 355.142 |
| 7 | 19 | Jiatong Liang | 9 | 9 | | | | | | | 360.964 | 349.320 |
| | 19 | Raffaele Giammaria | 9 | 9 | | | | | | | 360.964 | 349.320 |
| 8 | 20 | Tom Onslow-Cole | 6 | 6 | | | | 1 | 1 | 8 | 360.964 | 314.388 |
| | 20 | Valentin Pierburg | 6 | 6 | | | | 1 | 1 | 8 | 360.964 | 314.388 |
| 9 | 96 | Oliver Wilkinson | 5 | 5 | | | | | | 1 | 360.964 | 430.828 |
| | 96 | Bradley Ellis | 5 | 5 | | | | | | 1 | 360.964 | 430.828 |
| 10 | 16 | Allam Khodair | 4 | 4 | | | | | 1 | 18 | 197.948 | 378.430 |
| | 16 | Marcelo Hahn | 4 | 4 | | | | | 1 | 18 | 197.948 | 378.430 |
| 11 | 93 | Christopher Froggatt | 3 | 3 | | | | | | | 250.346 | 320.210 |
| | 93 | Edward Cheever III | 3 | 3 | | | | | | | 250.346 | 320.210 |
| 12 | 21 | Duncan Cameron | 2 | 2 | | | | | | | 360.964 | 366.786 |
| | 21 | Matt Griffin | 2 | 2 | | | | | | | 360.964 | 366.786 |
| 13 | 75 | Thomas Jäger | 2 | 2 | | | | | | 1 | 360.964 | 442.472 |
| | 75 | Kenny Habul | 2 | 2 | | | | | | 1 | 360.964 | 442.472 |
| 14 | 26 | Eliseo Martínez | 1 | 1 | | | | | | | 337.676 | 296.922 |
| | 26 | Fabio Onidi | 1 | 1 | | | | | | | 337.676 | 296.922 |
| 15 | 66 | Kang Ling | 1 | 1 | | | | | | | 360.964 | 343.498 |
| | 66 | Frederik Schandorff | 1 | 1 | | | | | | | 360.964 | 343.498 |
| 16 | 7 | Jules Gounon | 0 | 0 | | | | | | | 58.220 | 291.100 |
| | 7 | Petru Razvan Umbrurescu | 0 | 0 | | | | | | | 58.220 | 291.100 |
| 17 | 8 | Giuseppe Cipriani | 0 | 0 | | | | | | | 360.964 | 360.964 |
| 18 | 9 | Davide Roda | 0 | 0 | | | | | | | 360.964 | 308.566 |
| 19 | 12 | Federico Leo | 0 | 0 | | | | | | | 360.964 | 273.634 |
| | 12 | Najiy Razak | 0 | 0 | | | | | | | 360.964 | 273.634 |
| 20 | 25 | Martin Konrad | 0 | 0 | | | | | | | 360.964 | 430.828 |
| | 25 | Alexander Hrachowina | 0 | 0 | | | | | | | 360.964 | 430.828 |



Drivers Statistics

| Cls. | Nº | Name | Net Points | Points | First Positions | Seconds Positions | Thirds Positions | Race Fastest Laps | Pole Positions | Laps in first place | Km. covered in Race | Km. covered in Practice |
|------|----|------------------|------------|--------|-----------------|-------------------|------------------|-------------------|----------------|---------------------|---------------------|-------------------------|
| 21 | 27 | Nicola De Marco | 0 | 0 | | | | | | | 360.964 | 285.278 |
| | 27 | Nicolas Pohler | 0 | 0 | | | | | | | 360.964 | 285.278 |
| 22 | 90 | Alberto Di Folco | 0 | 0 | | | | 1 | | | 360.964 | 372.608 |
| | 90 | Christoph Lenz | 0 | 0 | | | | 1 | | | 360.964 | 372.608 |
| 23 | 99 | António Coimbra | 0 | 0 | | | | | | | 331.854 | 366.786 |
| | 99 | Luis Silva | 0 | 0 | | | | | | | 331.854 | 366.786 |



Drivers Performance

| Cls. | Name | Nac. | Net Pts. | Pts. | Paul Ricard | | Hockenheim | | SPA-Francorchamps | | Red Bull Ring | | Silverstone | | Barcelona | | Monza | |
|------|-------------------------|------|----------|------|-------------|---------|------------|----|-------------------|----|---------------|----|-------------|----|-----------|----|-------|--|
| | | | | | R1 | R2 | R1 | R2 | R1 | R2 | R1 | R2 | R1 | R2 | R1 | R2 | | |
| 1 | Albert Costa | ESP | 23 | 23 | 4 - 1 | 4 - 4 | | | | | | | | | | | | |
| | Giacomo Altoè | ITA | 23 | 23 | 4 - 1 | 4 - 4 | | | | | | | | | | | | |
| 2 | Miguel Ramos | PRT | 18 | 18 | 5 - 4 | 10 - 3 | | | | | | | | | | | | |
| | Fabrizio Crestani | ITA | 18 | 18 | 5 - 4 | 10 - 3 | | | | | | | | | | | | |
| 3 | Daniel Zampieri | ITA | 17 | 17 | 2 - 6 | 2 - 2 | | | | | | | | | | | | |
| | Alessio Rovera | ITA | 17 | 17 | 2 - 6 | 2 - 2 | | | | | | | | | | | | |
| 4 | Martin Kodrić | HRV | 16 | 16 | 3 - 2 | 3 - 7 | | | | | | | | | | | | |
| | Henrique Chaves | PRT | 16 | 16 | 3 - 2 | 3 - 7 | | | | | | | | | | | | |
| 5 | Mikaël Grenier | CAN | 15 | 15 | 10 - NP | 7 - 1 | | | | | | | | | | | | |
| | Norbert Siedler | AUT | 15 | 15 | 10 - NP | 7 - 1 | | | | | | | | | | | | |
| 6 | Fran Rueda | ESP | 10 | 10 | 9 - 3 | 5 - NP | | | | | | | | | | | | |
| | Andrés Saravia | GTM | 10 | 10 | 9 - 3 | 5 - NP | | | | | | | | | | | | |
| 7 | Jiatong Liang | CHN | 9 | 9 | 16 - 8 | 9 - 5 | | | | | | | | | | | | |
| | Raffaele Giammaria | ITA | 9 | 9 | 16 - 8 | 9 - 5 | | | | | | | | | | | | |
| 8 | Tom Onslow-Cole | GBR | 6 | 6 | 14 - 5 | 1 - 16 | | | | | | | | | | | | |
| | Valentin Pierburg | DEU | 6 | 6 | 14 - 5 | 1 - 16 | | | | | | | | | | | | |
| 9 | Oliver Wilkinson | GBR | 5 | 5 | 17 - 11 | 12 - 6 | | | | | | | | | | | | |
| | Bradley Ellis | GBR | 5 | 5 | 17 - 11 | 12 - 6 | | | | | | | | | | | | |
| 10 | Allam Khodair | BRA | 4 | 4 | 1 - 7 | 18 - NP | | | | | | | | | | | | |
| | Marcelo Hahn | BRA | 4 | 4 | 1 - 7 | 18 - NP | | | | | | | | | | | | |
| 11 | Christopher Froggatt | GBR | 3 | 3 | 11 - NC | 19 - 8 | | | | | | | | | | | | |
| | Edward Cheever III | ITA | 3 | 3 | 11 - NC | 19 - 8 | | | | | | | | | | | | |
| 12 | Duncan Cameron | GBR | 2 | 2 | 23 - 12 | 6 - 9 | | | | | | | | | | | | |
| | Matt Griffin | IRL | 2 | 2 | 23 - 12 | 6 - 9 | | | | | | | | | | | | |
| 13 | Thomas Jäger | DEU | 2 | 2 | 8 - 9 | 23 - 14 | | | | | | | | | | | | |
| | Kenny Habul | AUS | 2 | 2 | 8 - 9 | 23 - 14 | | | | | | | | | | | | |
| 14 | Eliseo Martínez | ESP | 1 | 1 | 7 - 19 | 11 - 10 | | | | | | | | | | | | |
| | Fabio Onidi | ITA | 1 | 1 | 7 - 19 | 11 - 10 | | | | | | | | | | | | |
| 15 | Kang Ling | CHN | 1 | 1 | 15 - 10 | 17 - 13 | | | | | | | | | | | | |
| | Frederik Schandorff | DNK | 1 | 1 | 15 - 10 | 17 - 13 | | | | | | | | | | | | |
| 16 | Jules Gounon | FRA | 0 | 0 | 20 - NC | 14 - NP | | | | | | | | | | | | |
| | Petru Razvan Umbrărescu | ROU | 0 | 0 | 20 - NC | 14 - NP | | | | | | | | | | | | |
| 17 | Giuseppe Cipriani | ITA | 0 | 0 | 13 - 15 | 15 - 18 | | | | | | | | | | | | |
| 18 | Davide Roda | ITA | 0 | 0 | 19 - 18 | 20 - 19 | | | | | | | | | | | | |
| 19 | Federico Leo | ITA | 0 | 0 | 21 - 16 | 16 - 15 | | | | | | | | | | | | |
| | Najiy Razak | MYS | 0 | 0 | 21 - 16 | 16 - 15 | | | | | | | | | | | | |
| 20 | Martin Konrad | AUT | 0 | 0 | 22 - 13 | 8 - 17 | | | | | | | | | | | | |
| | Alexander Hrachowina | AUT | 0 | 0 | 22 - 13 | 8 - 17 | | | | | | | | | | | | |
| 21 | Nicola De Marco | ITA | 0 | 0 | 6 - 17 | 13 - 11 | | | | | | | | | | | | |
| | Nicolas Pohler | DEU | 0 | 0 | 6 - 17 | 13 - 11 | | | | | | | | | | | | |
| 22 | Alberto Di Folco | ITA | 0 | 0 | 12 - 14 | 21 - 12 | | | | | | | | | | | | |
| | Christoph Lenz | CHE | 0 | 0 | 12 - 14 | 21 - 12 | | | | | | | | | | | | |
| 23 | António Coimbra | PRT | 0 | 0 | 18 - 20 | 22 - 20 | | | | | | | | | | | | |



Santísima Trinidad 30, 28010 Madrid
 Tel y Fax 91.448.32.06
 www.cronococa.com
 info@cronococa.com



Juan Bravo 17, 28006 Madrid
 Tel 91.432.27.50
 www.gtssport.es
 info@gtssport.es



Drivers Performance

| Cls. | Name | Nac. | Net Pts. | Pts. | Paul Ricard | | Hockenheim | | SPA-Francorchamps | | Red Bull Ring | | Silverstone | | Barcelona | | Monza | |
|------|------------|------|----------|------|-------------|---------|------------|----|-------------------|----|---------------|----|-------------|----|-----------|----|-------|--|
| | | | | | R1 | R2 | R1 | R2 | R1 | R2 | R1 | R2 | R1 | R2 | R1 | R2 | | |
| | Luis Silva | PRT | 0 | 0 | 18 - 20 | 22 - 20 | | | | | | | | | | | | |



Santísima Trinidad 30, 28010 Madrid
 Tel y Fax 91.448.32.06
www.cronococa.com
info@cronococa.com



Juan Bravo 17, 28006 Madrid
 Tel 91.432.27.50
www.gtsport.es
info@gtsport.es