

Paul Ricard
GT Cup Open Europe
Race - 2
Provisional Results



Cls	Nº	Entrant/Team	Nat	Driver 1	Nat	Status	Driver 2	Nat	Status	Vehicle	Cat	Cl	Laps	Total Time	Gap	Interval	Km/h	Best	Time	Km/h
1	12	Antonelli MotorSport	ITA	Glauco Solieri	ITA					Lamborghini Huracan Super	AM	1	25	55:10.972			158.2	21	2:08.310	163.3
2	27	Vincenzo Sospiri Racing	ITA	JP Mauro	BRA		Rodolfo Toni	BRA		Lamborghini Huracan Super	AM	2	25	55:15.502	4.530	4.530	158.0	22	2:08.123	163.5
3	2	Sports and You	PRT	Marcio Basso	BRA		Guilherme Salas	BRA		Mercedes AMG R	PROAM	1	25	55:46.433	35.461	30.931	156.5	14	2:07.981	163.7
4	37	EMG Motorsport	BEL	John De Wilde	BEL					Porsche 991 Cup MY 2018	AM	3	25	55:56.845	45.873	10.412	156.0	6	2:10.152	161.0
5	22	Niki Leutwiler / PZ OBERER	CHE	Niki Leutwiler	CHE					Porsche 911 Cup MY 2018	AM	4	25	55:57.823	46.851	0.978	156.0	16	2:09.860	161.3
6	81	Tsunami RT	ITA	Lino Curti	ITA		Carlo Curti	ITA		Porsche 991 Cup gen II MY	PROAM	2	25	56:02.117	51.145	4.294	155.8	6	2:10.544	160.5
7	11	Duell Race	ITA	Eugenio Pisani	ITA		Michele Merendino	ITA		Porsche 991 Cup MY 2018	SILVER	1	25	56:04.283	53.311	2.166	155.7	22	2:09.756	161.5
8	18	Teo Martin Motorsport	ESP	Guillem Pujeu	ESP		Faust Salom	ESP		McLaren 570S	SILVER	2	25	56:04.970	53.998	0.687	155.7	4	2:10.702	160.3
9	7	Teo Martin Motorsport	ESP	Marc De Fulgencio	ESP		Thiago Vivacqua	BRA		McLaren 570S	SILVER	3	25	56:07.533	56.561	2.563	155.5	18	2:09.991	161.2
10	34	Martinet By Almeras	FRA	Cédric Mezard	FRA		Steeve Hiesse	FRA		Porsche 991 Cup gen II MY	PROAM	3	25	56:09.681	58.709	2.148	155.4	25	2:09.610	161.7
11	10	Baporo Motorsport	ESP	Daniel Díaz-Varela	ESP		Manel Cerqueda	AND		Audi R8 LMS	AM	5	25	56:34.023	1:23.051	24.342	154.3	17	2:10.894	160.1
12	3	EMG Motorsport	BEL	Nicolas Vandierendonck	BEL		Filip Teunkens	BEL		Porsche 991 Cup MY 2018	AM	6	25	56:36.532	1:25.560	2.509	154.2	10	2:11.332	159.5
13	32	Three Sixty Racing Team	ESP	Fernando Fortes	BRA		Julio Martini	BRA		Mercedes AMG R	AM	7	25	57:11.066	2:00.094	34.534	152.7	12	2:10.347	160.7
14	71	Martinet By Almeras	FRA	Pierre Martinet	FRA		Gérard Tremblay	FRA		Porsche 991 Cup MY2017	AM	8	23	55:40.836	2 Laps	2 Laps	144.2	15	2:16.114	153.9
Not classified: (Requirements: 75% of number laps of leader = 19 Laps)																				
	13	Baporo Motorsport	ESP	Jaume Font	ESP		Joan Vinyes	AND		Porsche 991 Cup MY 2018	AM	9	15	35:05.634	10 Laps	8 Laps	149.3	9	2:11.245	159.6
	6	Vincenzo Sospiri Racing	ITA	Hans-Peter Koller	CHE		Edoardo Liberati	ITA		Lamborghini Huracan Super	PROAM	4	10	26:12.759	15 Laps	5 Laps	133.2	2	2:07.434	164.4

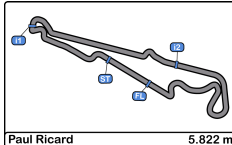
Fastest lap Koller - Liberati in 2:07.434 at 164.5 Km/h in lap 2

Published at:.....

Track Temp: 32.7 °C Air Temp: 14.2 °C Humidity: 42 % Track Status: DRY

Stewards:	Race Director:	Timekeeper:
------------------	-----------------------	--------------------





Paul Ricard
GT Cup Open Europe
Race - 2
Provisional Results by Class



Cls	Nº	Entrant/Team	Nat	Driver 1	Nat	Status	Driver 2	Nat	Status	Vehicle	Cat	Cl	Laps	Total Time	Gap	Interval	Km/h	Best	Time	Km/h
PROAM																				
1	2	Sports and You	PRT	Marcio Basso	BRA		<u>Guilherme Salas</u>	BRA		Mercedes AMG R	PROAM	1	25	55:46.433			156.5	14	2:07.981	163.7
2	81	Tsunami RT	ITA	Lino Curti	ITA		<u>Carlo Curti</u>	ITA		Porsche 991 Cup gen II M	PROAM	2	25	56:02.117	51.145	15.684	155.8	6	2:10.544	160.5
3	34	Martinet By Almeras	FRA	<u>Cédric Mezard</u>	FRA		Steeve Hiesse	FRA		Porsche 991 Cup gen II M	PROAM	3	25	56:09.681	58.709	7.564	155.4	25	2:09.610	161.7
Not classified: (Requirements: 75% of number laps of leader = 19 Laps)																				
6		Vincenzo Sospiri Racing	ITA	Hans-Peter Koller	CHE		<u>Edoardo Liberati</u>	ITA		Lamborghini Huracan Sup	PROAM	4	10	26:12.759	15 Laps	15 Laps	133.2	2	2:07.434	164.4
SILVER																				
1	11	Duell Race	ITA	Eugenio Pisani	ITA		<u>Michele Merendino</u>	ITA		Porsche 991 Cup MY 201	SILVER	1	25	56:04.283			155.7	22	2:09.756	161.5
2	18	Teo Martin Motorsport	ESP	Guillem Pujeu	ESP		<u>Faust Salom</u>	ESP		McLaren 570S	SILVER	2	25	56:04.970	53.998	0.687	155.7	4	2:10.702	160.3
3	7	Teo Martin Motorsport	ESP	<u>Marc De Fulgencio</u>	ESP		Thiago Vivacqua	BRA		McLaren 570S	SILVER	3	25	56:07.533	56.561	2.563	155.5	18	2:09.991	161.2
AM																				
1	12	Antonelli MotorSport	ITA	Glauco Solieri	ITA					Lamborghini Huracan Sup	AM	1	25	55:10.972			158.2	21	2:08.310	163.3
2	27	Vincenzo Sospiri Racing	ITA	JP Mauro	BRA		<u>Rodolfo Toni</u>	BRA		Lamborghini Huracan Sup	AM	2	25	55:15.502	4.530	4.530	158.0	22	2:08.123	163.5
3	37	EMG Motorsport	BEL	John De Wilde	BEL					Porsche 991 Cup MY 201	AM	3	25	55:56.845	45.873	41.343	156.0	6	2:10.152	161.0
4	22	Niki Leutwiler / PZ OBERER	CHE	Niki Leutwiler	CHE					Porsche 911 Cup MY 201	AM	4	25	55:57.823	46.851	0.978	156.0	16	2:09.860	161.3
5	10	Baporo Motorsport	ESP	<u>Daniel Díaz-Varela</u>	ESP		Manel Cerqueda	AND		Audi R8 LMS	AM	5	25	56:34.023	1:23.051	36.200	154.3	17	2:10.894	160.1
6	3	EMG Motorsport	BEL	Nicolas Vandierendonck	BEL		<u>Filip Teunkens</u>	BEL		Porsche 991 Cup MY 201	AM	6	25	56:36.532	1:25.560	2.509	154.2	10	2:11.332	159.5
7	32	Three Sixty Racing Team	ESP	<u>Fernando Fortes</u>	BRA		Julio Martini	BRA		Mercedes AMG R	AM	7	25	57:11.066	2:00.094	34.534	152.7	12	2:10.347	160.7
8	71	Martinet By Almeras	FRA	<u>Pierre Martinet</u>	FRA		Gérard Tremblay	FRA		Porsche 991 Cup MY2017	AM	8	23	55:40.836	2 Laps	2 Laps	144.2	15	2:16.114	153.9
Not classified: (Requirements: 75% of number laps of leader = 19 Laps)																				
13		Baporo Motorsport	ESP	<u>Jaume Font</u>	ESP		Joan Vinyes	AND		Porsche 991 Cup MY 201	AM	9	15	35:05.634	10 Laps	8 Laps	149.3	9	2:11.245	159.6

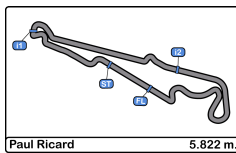
Fastest lap Koller - Liberati in 2:07.434 at 164.5 Km/h in lap 2

Published at:.....

Track Temp: 32.7 °C Air Temp: 14.2 °C Humidity: 42 % Track Status: DRY

Stewards:	Race Director:	Timekeeper:
------------------	-----------------------	--------------------





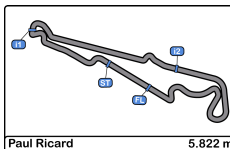
Paul Ricard
GT Cup Open Europe
Race - 2



Provisional Classification by Driver Fastest Lap

Cl	N°	Entrant/Team	Nat	Vehicle	Driver	Nat	Status	Cat	Cl	Laps	Best	Time	Gap	Interval	Km/h
1	6	Vincenzo Sospiri Racing	ITA	Lamborghini Huracan Su	Edoardo Liberati	ITA	PROAM	1	10	2	2:07.434				164.4
2	2	Sports and You	PRT	Mercedes AMG R	Guilherme Salas	BRA	PROAM	2	15	14	2:07.981	0.547	0.547		163.7
3	27	Vincenzo Sospiri Racing	ITA	Lamborghini Huracan Su	JP Mauro	BRA	AM	1	14	11	2:08.123	0.689	0.142		163.5
4	12	Antonelli MotorSport	ITA	Lamborghini Huracan Su	Glauco Solieri	ITA	AM	2	25	21	2:08.310	0.876	0.187		163.3
5	27	Vincenzo Sospiri Racing	ITA	Lamborghini Huracan Su	Rodolfo Toni	BRA	AM	3	11	6	2:08.558	1.124	0.248		163.0
6	34	Martinet By Almeras	FRA	Porsche 991 Cup gen II	Steeve Hiesse	FRA	PROAM	3	15	15	2:09.610	2.176	1.052		161.7
7	11	Duell Race	ITA	Porsche 991 Cup MY 201	Eugenio Pisani	ITA	SILVER	1	14	11	2:09.756	2.322	0.146		161.5
8	22	Niki Leutwiler / PZ OBERER Z	CHE	Porsche 911 Cup MY 201	Niki Leutwiler	CHE	AM	4	25	16	2:09.860	2.426	0.104		161.3
9	7	Teo Martin Motorsport	ESP	McLaren 570S	Thiago Vivacqua	BRA	SILVER	2	13	6	2:09.991	2.557	0.131		161.2
10	37	EMG Motorsport	BEL	Porsche 991 Cup MY 201	John De Wilde	BEL	AM	5	25	6	2:10.152	2.718	0.161		161.0
11	32	Three Sixty Racing Team	ESP	Mercedes AMG R	Fernando Fortes	BRA	AM	6	14	12	2:10.347	2.913	0.195		160.7
12	81	Tsunami RT	ITA	Porsche 991 Cup gen II	Carlo Curti	ITA	PROAM	4	13	6	2:10.544	3.110	0.197		160.5
13	81	Tsunami RT	ITA	Porsche 991 Cup gen II	Lino Curti	ITA	PROAM	5	12	7	2:10.552	3.118	0.008		160.5
14	18	Teo Martin Motorsport	ESP	McLaren 570S	Faust Salom	ESP	SILVER	3	13	4	2:10.702	3.268	0.150		160.3
15	7	Teo Martin Motorsport	ESP	McLaren 570S	Marc De Fulgencio	ESP	SILVER	4	12	9	2:10.763	3.329	0.061		160.2
16	18	Teo Martin Motorsport	ESP	McLaren 570S	Guillem Pujeu	ESP	SILVER	5	12	6	2:10.837	3.403	0.074		160.1
17	10	Baporo Motorsport	ESP	Audi R8 LMS	Manel Cerqueda	AND	AM	7	13	5	2:10.894	3.460	0.057		160.1
18	10	Baporo Motorsport	ESP	Audi R8 LMS	Daniel Díaz-Varela	ESP	AM	8	12	2	2:10.994	3.560	0.100		160.0
19	11	Duell Race	ITA	Porsche 991 Cup MY 201	Michele Merendino	ITA	SILVER	6	11	6	2:11.027	3.593	0.033		159.9
20	13	Baporo Motorsport	ESP	Porsche 991 Cup MY 201	Jaume Font	ESP	AM	9	11	9	2:11.245	3.811	0.218		159.6
21	3	EMG Motorsport	BEL	Porsche 991 Cup MY 201	Filip Teunkens	BEL	AM	10	14	10	2:11.332	3.898	0.087		159.5
22	3	EMG Motorsport	BEL	Porsche 991 Cup MY 201	Nicolas Vandierendo	BEL	AM	11	11	8	2:11.387	3.953	0.055		159.5
23	13	Baporo Motorsport	ESP	Porsche 991 Cup MY 201	Joan Vinyes	AND	AM	12	4	2	2:11.531	4.097	0.144		159.3
24	34	Martinet By Almeras	FRA	Porsche 991 Cup gen II	Cédric Mezard	FRA	PROAM	6	10	6	2:11.638	4.204	0.107		159.2
25	2	Sports and You	PRT	Mercedes AMG R	Marcio Basso	BRA	PROAM	7	10	3	2:12.774	5.340	1.136		157.8
26	32	Three Sixty Racing Team	ESP	Mercedes AMG R	Julio Martini	BRA	AM	13	11	5	2:15.031	7.597	2.257		155.2
27	71	Martinet By Almeras	FRA	Porsche 991 Cup MY201	Gérard Tremblay	FRA	AM	14	13	5	2:16.114	8.680	1.083		153.9
28	71	Martinet By Almeras	FRA	Porsche 991 Cup MY201	Pierre Martinet	FRA	AM	15	10	4	2:22.245	14.811	6.131		147.3





Paul Ricard
GT Cup Open Europe
Race - 2
Distance and Speed Average



Cls	Nº	Entrant/Team	Nat	Driver 1	Nat	Status	Driver 2	Nat	Status	Vehicle	Cat	Cls	Laps	Distance	Total Time	Km/h
1	12	Antonelli MotorSport	ITA	Glauco Solieri	ITA					Lamborghini Huracan Supe	AM	1	25	145.55	55:10.972	158.2
2	27	Vincenzo Sospiri Racing	ITA	JP Mauro	BRA		<u>Rodolfo Toni</u>	BRA		Lamborghini Huracan Supe	AM	2	25	145.55	55:15.502	158.0
3	2	Sports and You	PRT	Marcio Basso	BRA		<u>Guilherme Salas</u>	BRA		Mercedes AMG R	PROAM	1	25	145.55	55:46.433	156.5
4	37	EMG Motorsport	BEL	John De Wilde	BEL					Porsche 991 Cup MY 2018	AM	3	25	145.55	55:56.845	156.0
5	22	Niki Leutwiler / PZ OBERER Z	CHE	Niki Leutwiler	CHE					Porsche 911 Cup MY 2018	AM	4	25	145.55	55:57.823	156.0
6	81	Tsunami RT	ITA	Lino Curti	ITA		<u>Carlo Curti</u>	ITA		Porsche 991 Cup gen II M	PROAM	2	25	145.55	56:02.117	155.8
7	11	Duell Race	ITA	Eugenio Pisani	ITA		<u>Michele Merendino</u>	ITA		Porsche 991 Cup MY 2018	SILVER	1	25	145.55	56:04.283	155.7
8	18	Teo Martin Motorsport	ESP	Guillem Pujeu	ESP		<u>Faust Salom</u>	ESP		McLaren 570S	SILVER	2	25	145.55	56:04.970	155.7
9	7	Teo Martin Motorsport	ESP	<u>Marc De Fulgencio</u>	ESP		Thiago Vivacqua	BRA		McLaren 570S	SILVER	3	25	145.55	56:07.533	155.5
10	34	Martinet By Almeras	FRA	<u>Cédric Mezard</u>	FRA		Steeve Hiesse	FRA		Porsche 991 Cup gen II M	PROAM	3	25	145.55	56:09.681	155.4
11	10	Baporo Motorsport	ESP	<u>Daniel Díaz-Varela</u>	ESP		Manel Cerqueda	AND		Audi R8 LMS	AM	5	25	145.55	56:34.023	154.3
12	3	EMG Motorsport	BEL	Nicolas Vandierendonck	BEL		<u>Filip Teunkens</u>	BEL		Porsche 991 Cup MY 2018	AM	6	25	145.55	56:36.532	154.2
13	32	Three Sixty Racing Team	ESP	<u>Fernando Fortes</u>	BRA		Julio Martini	BRA		Mercedes AMG R	AM	7	25	145.55	57:11.066	152.7
14	71	Martinet By Almeras	FRA	<u>Pierre Martinet</u>	FRA		Gérard Tremblay	FRA		Porsche 991 Cup MY2017	AM	8	23	133.90	55:40.836	144.2
Not classified: (Requirements: 75% of number laps of leader = 19 Laps)																
	13	Baporo Motorsport	ESP	<u>Jaume Font</u>	ESP		Joan Vinyes	AND		Porsche 991 Cup MY 2018	AM	9	15	87.33	35:05.634	149.3
	6	Vincenzo Sospiri Racing	ITA	Hans-Peter Koller	CHE		<u>Edoardo Liberati</u>	ITA		Lamborghini Huracan Supe	PROAM	4	10	58.22	26:12.759	133.2



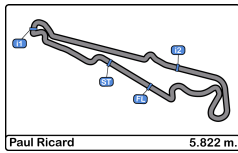


Paul Ricard
GT Cup Open Europe
Race - 2
Lap Analysis



2							6								
1 Marcio Basso Mercedes AMG R							1 Hans-Peter Koller Lamborghini Huracan Super Trofeo Evo								
PROAM							PROAM								
2 Guilherme Salas Sports and You							2 Edoardo Liberati Vincenzo Sospiri Racing								
Lap	D	Time	Sector 1	Sector 2	Sector 3	T. Spd	Elapsed	Lap	D	Time	Sector 1	Sector 2	Sector 3	T. Spd	Elapsed
1	2	2:12.095	38.714	38.654	54.727	229.2	2:12.095	1	2	2:10.408	38.423	38.061	53.924	229.7	2:10.408
2	2	2:08.483	35.350	38.491	54.642	242.6	4:20.578	2	2	2:07.434	35.349	37.820	54.265	241.6	4:17.842
3	2	2:08.012	35.241	38.173	54.598	240.0	6:28.590	3	2	2:07.851	35.482	38.155	54.214	234.7	6:25.693
4	2	2:08.240	35.255	38.160	54.825	241.0	8:36.830	4	2	2:07.934	35.154	38.038	54.742	240.5	8:33.627
5	2	2:08.146	35.328	38.296	54.522	240.5	10:44.976	5	2	2:07.980	35.311	38.249	54.420	239.4	10:41.607
6	2	2:08.105	35.388	38.152	54.565	238.4	12:53.081	6	2	2:07.865	35.433	38.096	54.336	235.2	12:49.472
7	2	2:08.724	35.486	38.161	55.077	241.0	15:01.805	7	2	2:07.773	35.430	38.012	54.331	237.3	14:57.245
8	2	2:08.384	35.207	38.353	54.824	240.5	17:10.189	8	2	2:08.428	35.628	38.417	54.383	234.2	17:05.673
9	2	2:08.732	35.262	38.287	55.183	241.0	19:18.921	9	2	2:32.961 P	35.309	38.304	1:19.348	240.5	19:38.634
10	2	2:08.635	35.606	38.371	54.658	242.1	21:27.556	10	2	6:34.125 P	4:26.013	49.714	1:18.398		26:12.759
11	2	2:08.339	35.267	38.260	54.812	241.0	23:35.895	7 1 Marc De Fulgencio McLaren 570S 2 Thiago Vivacqua Teo Martin Motorsport							
12	2	2:08.402	35.391	38.408	54.603	241.0	25:44.297								
13	2	2:08.220	35.173	38.249	54.798	242.1	27:52.517	Lap	D	Time	Sector 1	Sector 2	Sector 3	T. Spd	Elapsed
14	2	2:07.981	35.134	38.186	54.661	243.2	30:00.498	1	1	2:20.573	43.510	39.776	57.287	239.4	2:20.573
15	2	3:10.274 P	36.223	38.558	1:55.493	243.2	33:10.772	2	1	2:11.236	36.036	38.965	56.235	250.0	4:31.809
16	1	2:28.943	52.193	39.589	57.161		35:39.715	3	1	2:11.404	35.908	38.831	56.665	248.8	6:43.213
17	1	2:13.012	36.542	39.361	57.109	240.0	37:52.727	4	1	2:12.361	36.767	39.233	56.361	247.7	8:55.574
18	1	2:12.774	36.406	39.639	56.729	240.5	40:05.501	5	1	2:12.664	36.023	38.861	57.780	247.7	11:08.238
19	1	2:14.078	37.465	39.564	57.049	240.0	42:19.579	6	1	2:11.173	36.134	38.852	56.187	246.0	13:19.411
20	1	2:14.945	36.963	39.844	58.138	238.4	44:34.524	7	1	2:11.700	36.235	39.118	56.347	248.8	15:31.111
21	1	2:13.945	36.756	40.031	57.158	241.6	46:48.469	8	1	2:11.184	36.193	38.695	56.296	246.5	17:42.295
22	1	2:12.871	36.789	39.409	56.673	241.6	49:01.340	9	1	2:10.763	35.991	38.673	56.099	248.2	19:53.058
23	1	2:13.648	36.864	39.566	57.218	241.0	51:14.988	10	1	2:11.439	35.859	39.023	56.557	248.2	22:04.497
24	1	2:14.321	37.046	39.578	57.697	240.0	53:29.309	11	1	2:11.437	36.242	38.913	56.282	247.1	24:15.934
25	1	2:17.124	37.697	40.135	59.292	241.0	55:46.433	12	1	2:17.701 P	35.970	38.761	1:02.970	248.2	26:33.635
3 1 Nicolas Vandierendonck Porsche 991 Cup MY 2018 2 Filip Teunkens EMG Motorsport							13 2 3:24.311 1:47.637 39.556 57.118 29:57.946								
							14 2 2:11.450 36.446 38.979 56.025 243.2 32:09.396								
Lap	D	Time	Sector 1	Sector 2	Sector 3	T. Spd	Elapsed	15	2	2:11.804	36.261	38.974	56.569	246.5	34:21.200
1	2	2:23.267	44.547	41.893	56.827	222.2	2:23.267	16	2	2:10.934	36.141	38.886	55.907	248.2	36:32.134
2	2	2:13.202	36.575	39.487	57.140	238.4	4:36.469	17	2	2:11.041	36.090	38.854	56.097	249.4	38:43.175
3	2	2:12.040	36.582	39.372	56.086	235.2	6:48.509	18	2	2:09.991	35.660	38.560	55.771	248.2	40:53.166
4	2	2:13.993	36.954	39.493	57.546	236.3	9:02.502	19	2	2:10.251	35.867	38.643	55.741	246.5	43:03.417
5	2	2:12.797	36.181	40.139	56.477	235.8	11:15.299	20	2	2:10.775	35.921	38.761	56.093	246.5	45:14.192
6	2	2:11.426	36.429	39.011	55.986	233.2	13:26.725	21	2	2:10.483	35.855	38.875	55.753	247.7	47:24.675
7	2	2:11.911	36.394	39.147	56.370	236.3	15:38.636	22	2	2:10.631	35.891	38.891	55.849	248.2	49:35.306
8	2	2:11.904	36.161	39.172	56.571	235.8	17:50.540	23	2	2:10.586	35.804	38.941	55.841	246.5	51:45.892
9	2	2:11.364	36.315	38.991	56.058	236.8	20:01.904	24	2	2:10.385	35.780	38.857	55.748	247.1	53:56.277
10	2	2:11.332	36.319	39.215	55.798	236.8	22:13.236	25	2	2:11.256	36.377	39.048	55.831	245.4	56:07.533
11	2	2:12.071	36.412	39.369	56.290	237.3	24:25.307								
12	2	2:11.964	36.356	39.219	56.389	235.2	26:37.271								
13	2	2:11.342	36.302	38.984	56.056	234.2	28:48.613								
14	2	2:21.451 P	36.883	39.496	1:05.072	231.7	31:10.064								
15	1	3:20.654	1:43.363	40.824	56.467		34:30.718								
16	1	2:15.434	36.703	39.790	58.941	235.2	36:46.152								
17	1	2:14.590	37.859	40.282	56.449	233.2	39:00.742								
18	1	2:12.161	36.469	39.587	56.105	234.7	41:12.903								
19	1	2:12.698	36.404	39.878	56.416	233.2	43:25.601								
20	1	2:13.348	37.185	39.866	56.297	235.8	45:38.949								
21	1	2:11.485	36.290	39.261	55.934	236.3	47:50.434								
22	1	2:11.387	36.118	39.310	55.959	236.3	50:01.821								
23	1	2:11.464	36.193	39.385	55.886	234.7	52:13.285								
24	1	2:11.429	36.313	39.247	55.869	236.3	54:24.714								
25	1	2:11.818	36.222	39.344	56.252	235.2	56:36.532								





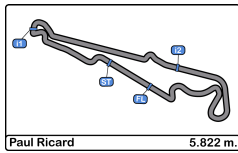
Paul Ricard
GT Cup Open Europe
Race - 2
Lap Analysis



10							12								
AM							AM								
1 Daniel Díaz-Varela Audi R8 LMS							1 Glauco Solieri Lamborghini Huracan Super Trofeo Evo								
2 Manel Cerqueda Baporo Motorsport							2 Antonelli MotorSport								
Lap	D	Time	Sector 1	Sector 2	Sector 3	T. Spd	Elapsed	Lap	D	Time	Sector 1	Sector 2	Sector 3	T. Spd	Elapsed
1	1	2:21.907	43.811	40.304	57.792	225.4	2:21.907	1	1	2:13.830	39.944	38.557	55.329	230.7	2:13.830
2	1	2:10.994	36.102	39.073	55.819	234.2	4:32.901	2	1	2:08.957	35.736	38.493	54.728	242.6	4:22.787
3	1	2:11.791	36.204	39.289	56.298	236.8	6:44.692	3	1	2:08.972	35.566	38.373	55.033	238.9	6:31.759
4	1	2:11.898	36.118	39.263	56.517	236.3	8:56.590	4	1	2:09.317	35.750	38.358	55.209	241.0	8:41.076
5	1	2:12.251	36.308	39.300	56.643	236.3	11:08.841	5	1	2:09.414	35.772	38.535	55.107	237.8	10:50.490
6	1	2:11.099	36.153	38.975	55.971	233.7	13:19.940	6	1	2:09.628	35.784	38.546	55.298	236.8	13:00.118
7	1	2:11.742	36.242	39.129	56.371	235.2	15:31.682	7	1	2:08.934	35.991	38.196	54.747	238.9	15:09.052
8	1	2:12.205	36.284	39.380	56.541	233.7	17:43.887	8	1	2:09.195	35.572	38.372	55.251	239.4	17:18.247
9	1	2:12.663	37.326	39.146	56.191	232.7	19:56.550	9	1	2:09.546	35.791	38.618	55.137	238.4	19:27.793
10	1	2:11.972	36.276	39.367	56.329	235.2	22:08.522	10	1	2:10.439	36.114	38.779	55.546	238.9	21:38.232
11	1	2:11.956	36.258	39.209	56.489	234.2	24:20.478	11	1	3:00.207 P	36.146	38.813	1:45.248	240.0	24:38.439
12	1	2:18.238 P	36.488	39.166	1:02.584	233.2	26:38.716	12	1	2:32.203	57.936	38.933	55.334		27:10.642
13	2	3:19.767	1:42.117	40.787	56.863		29:58.483	13	2	2:09.680	35.989	38.492	55.199	238.9	29:20.322
14	2	2:13.205	37.486	39.146	56.573	235.8	32:11.688	14	2	2:09.576	35.667	38.497	55.412	237.8	31:29.898
15	2	2:12.155	36.778	39.442	55.935	236.8	34:23.843	15	2	2:09.848	35.844	38.544	55.460	239.4	33:39.746
16	2	2:10.930	36.241	39.047	55.642	235.8	36:34.773	16	2	2:09.189	35.787	38.205	55.197	239.4	35:48.935
17	2	2:10.894	36.066	39.113	55.715	235.8	38:45.667	17	2	2:09.426	35.789	38.386	55.251	240.5	37:58.361
18	2	2:11.137	36.321	39.344	55.472	236.3	40:56.804	18	2	2:08.453	35.621	38.152	54.680	242.1	40:06.814
19	2	2:28.607	36.126	38.965	1:13.516	235.8	43:25.411	19	2	2:09.645	35.908	38.405	55.332	243.2	42:16.459
20	2	2:11.840	36.580	39.364	55.896	233.7	45:37.251	20	2	2:09.157	36.137	38.215	54.805	238.4	44:25.616
21	2	2:11.047	36.399	39.115	55.533	235.2	47:48.298	21	2	2:08.310	35.294	38.222	54.794	241.0	46:33.926
22	2	2:11.486	36.612	38.999	55.875	235.8	49:59.784	22	2	2:08.975	35.276	38.808	54.891	241.6	48:42.901
23	2	2:11.287	36.318	39.072	55.897	234.7	52:11.071	23	2	2:08.716	35.498	38.175	55.043	241.6	50:51.617
24	2	2:11.444	36.271	39.094	56.079	235.8	54:22.515	24	2	2:09.251	35.786	38.434	55.031	239.4	53:00.868
25	2	2:11.508	36.415	39.161	55.932	234.7	56:34.023	25	2	2:10.104	35.899	38.504	55.701	241.6	55:10.972

11							13								
SILVER							AM								
1 Eugenio Pisani Porsche 991 Cup MY 2018							1 Jaume Font Porsche 991 Cup MY 2018								
2 Michele Merendino Duell Race							2 Joan Vinyes Baporo Motorsport								
Lap	D	Time	Sector 1	Sector 2	Sector 3	T. Spd	Elapsed	Lap	D	Time	Sector 1	Sector 2	Sector 3	T. Spd	Elapsed
1	2	2:22.622	44.147	42.055	56.420	225.4	2:22.622	1	1	2:23.686	44.204	42.084	57.398	223.6	2:23.686
2	2	2:12.030	36.434	39.241	56.355	236.8	4:34.652	2	1	2:13.233	36.546	39.344	57.343	237.3	4:36.919
3	2	2:11.209	36.189	38.981	56.039	235.2	6:45.861	3	1	2:12.001	36.511	39.474	56.016	234.2	6:48.920
4	2	2:11.519	36.065	39.160	56.294	236.3	8:57.380	4	1	2:12.617	36.930	39.630	56.057	235.8	9:01.537
5	2	2:11.920	36.301	38.824	56.795	235.8	11:09.300	5	1	2:11.604	36.147	39.402	56.055	233.7	11:13.141
6	2	2:11.027	36.456	38.868	55.703	234.7	13:20.327	6	1	2:12.449	36.439	39.898	56.112	231.7	13:25.590
7	2	2:12.885	36.710	39.290	56.885	237.3	15:33.212	7	1	2:12.345	36.619	39.602	56.124	233.2	15:37.935
8	2	2:11.741	36.557	39.186	55.998	234.2	17:44.953	8	1	2:12.046	36.429	39.428	56.189	231.7	17:49.981
9	2	2:12.170	36.607	39.338	56.225	235.8	19:57.123	9	1	2:11.245	36.218	39.189	55.838	233.7	20:01.226
10	2	2:11.942	36.385	39.336	56.221	236.8	22:09.065	10	1	2:11.831	36.326	39.449	56.056	233.2	22:13.057
11	2	2:18.187 P	36.276	39.225	1:02.686	235.8	24:27.252	11	1	2:19.344 P	36.308	39.355	1:03.681	234.7	24:32.401
12	1	3:19.065	1:44.468	38.932	55.665		27:46.317	12	2	3:15.777	1:40.499	39.353	55.925		27:48.178
13	1	2:12.017	35.911	39.270	56.836	233.2	29:58.334	13	2	2:11.531	36.484	39.260	55.787	233.7	29:59.709
14	1	2:11.594	36.947	38.804	55.843	231.2	32:09.928	14	2	2:12.987	37.450	39.134	56.403	232.2	32:12.696
15	1	2:10.542	36.268	38.971	55.303	234.7	34:20.470	15	2	2:52.938 P	36.381	57.466	1:19.091	236.8	35:05.634
16	1	2:11.005	36.124	38.956	55.925	233.7	36:31.475								
17	1	2:10.574	35.932	39.002	55.640	234.7	38:42.049								
18	1	2:09.808	35.866	38.745	55.197	235.2	40:51.857								
19	1	2:10.298	35.850	38.936	55.512	234.7	43:02.155								
20	1	2:10.296	35.965	38.739	55.592	234.7	45:12.451								
21	1	2:10.081	35.840	38.824	55.417	235.2	47:22.532								
22	1	2:09.756	35.720	38.657	55.379	236.8	49:32.288								
23	1	2:10.398	35.761	38.595	56.042	236.3	51:42.686								
24	1	2:10.976	35.915	39.512	55.549	237.3	53:53.662								
25	1	2:10.621	35.896	39.220	55.505	237.3	56:04.283								





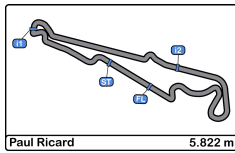
Paul Ricard
GT Cup Open Europe
Race - 2
Lap Analysis



18 SILVER							27 AM								
1 Guillem Pujeu McLaren 570S							1 JP Mauro Lamborghini Huracan Super Trofeo Evo								
2 Faust Salom Teo Martin Motorsport							2 Rodolfo Toni Vincenzo Sospiri Racing								
Lap	D	Time	Sector 1	Sector 2	Sector 3	T. Spd	Elapsed	Lap	D	Time	Sector 1	Sector 2	Sector 3	T. Spd	Elapsed
1	2	2:20.227	42.999	40.107	57.121	223.6	2:20.227	1	2	2:18.295	41.175	41.383	55.737	219.0	2:18.295
2	2	2:11.325	35.775	39.290	56.260	249.4	4:31.552	2	2	2:10.693	36.234	38.982	55.477	241.6	4:28.988
3	2	2:11.350	35.779	39.391	56.180	246.5	6:42.902	3	2	2:09.893	35.856	39.025	55.012	241.0	6:38.881
4	2	2:10.702	35.744	38.982	55.976	246.5	8:53.604	4	2	2:09.219	35.604	38.796	54.819	242.1	8:48.100
5	2	2:11.358	35.958	39.088	56.312	247.1	11:04.962	5	2	2:09.386	35.579	38.935	54.872	239.4	10:57.486
6	2	2:10.826	35.868	38.853	56.105	246.0	13:15.788	6	2	2:08.558	35.805	38.385	54.368	237.3	13:06.044
7	2	2:11.530	36.074	39.205	56.251	246.5	15:27.318	7	2	2:09.017	35.483	38.282	55.252	240.0	15:15.061
8	2	2:10.836	35.748	38.838	56.250	244.8	17:38.154	8	2	2:09.434	35.748	38.902	54.784	238.4	17:24.495
9	2	2:11.611	36.095	39.385	56.131	244.8	19:49.765	9	2	2:09.427	35.347	38.453	55.627	242.1	19:33.922
10	2	2:11.001	35.921	39.124	55.956	246.5	22:00.766	10	2	2:09.999	35.814	38.943	55.242	240.5	21:43.921
11	2	2:11.229	36.008	39.346	55.875	246.0	24:11.995	11	2	2:19.237 P	36.109	38.860	1:04.268	241.0	24:03.158
12	2	2:11.189	35.721	39.023	56.445	247.1	26:23.184	12	1	3:19.944	1:47.353	38.150	54.441		27:23.102
13	2	2:17.711 P	35.695	38.912	1:03.104	247.1	28:40.895	13	1	2:08.779	35.828	38.142	54.809	240.5	29:31.881
14	1	3:18.905	1:43.447	39.026	56.432		31:59.800	14	1	2:08.371	35.655	38.080	54.636	238.9	31:40.252
15	1	2:11.836	36.064	39.378	56.394	246.0	34:11.636	15	1	2:08.689	35.630	38.374	54.685	242.6	33:48.941
16	1	2:11.328	36.129	38.964	56.235	247.7	36:22.964	16	1	2:08.472	35.673	38.256	54.543	242.6	35:57.413
17	1	2:12.037	36.114	38.842	57.081	247.7	38:35.001	17	1	2:08.327	35.431	38.124	54.772	242.1	38:05.740
18	1	2:11.274	36.747	38.799	55.728	239.4	40:46.275	18	1	2:08.419	35.444	38.361	54.614	241.0	40:14.159
19	1	2:10.837	35.688	38.921	56.228	250.5	42:57.112	19	1	2:08.409	35.542	38.389	54.478	240.5	42:22.568
20	1	2:11.816	35.935	39.550	56.331	247.7	45:08.928	20	1	2:08.603	35.454	38.603	54.546	239.4	44:31.171
21	1	2:11.121	35.921	38.962	56.238	247.7	47:20.049	21	1	2:08.181	35.271	38.346	54.564	243.7	46:39.352
22	1	2:11.072	36.082	38.923	56.067	248.2	49:31.121	22	1	2:08.123	35.275	38.165	54.683	243.7	48:47.475
23	1	2:11.131	35.803	38.893	56.435	247.1	51:42.252	23	1	2:09.760	36.281	38.425	55.054	243.7	50:57.235
24	1	2:11.047	35.982	38.897	56.168	248.2	53:53.299	24	1	2:09.072	35.832	38.624	54.616	242.6	53:06.307
25	1	2:11.671	35.957	39.115	56.599	247.7	56:04.970	25	1	2:09.195	35.765	38.386	55.044	244.8	55:15.502

22 AM							32 AM								
1 Niki Leutwiler Porsche 911 Cup MY 2018							1 Fernando Fortes Mercedes AMG R								
2 Niki Leutwiler / PZ OBERER ZURICKSEE by TFT							2 Julio Martini Three Sixty Racing Team								
Lap	D	Time	Sector 1	Sector 2	Sector 3	T. Spd	Elapsed	Lap	D	Time	Sector 1	Sector 2	Sector 3	T. Spd	Elapsed
1		2:18.973	41.238	41.789	55.946	225.9	2:18.973	1	1	2:17.854	41.967	40.146	55.741	228.8	2:17.854
2		2:11.025	36.012	39.521	55.492	234.2	4:29.998	2	1	2:10.709	36.102	38.993	55.614		4:28.563
3		2:10.591	36.047	38.966	55.578	233.2	6:40.589	3	1	2:10.940	35.938	38.988	56.014		6:39.503
4		2:10.197	36.068	38.898	55.231	232.7	8:50.786	4	1	2:10.726	36.268	38.997	55.461		8:50.229
5		2:20.343	35.922	39.432	1:04.989	233.2	11:11.129	5	1	2:13.730	36.133	40.258	57.339		11:03.959
6		2:11.086	36.526	39.048	55.512	232.7	13:22.215	6	1	2:10.577	36.042	38.816	55.719		13:14.536
7		2:10.827	36.063	38.883	55.881	234.2	15:33.042	7	1	2:11.288	36.264	39.101	55.923		15:25.824
8		2:10.935	36.033	39.083	55.819	233.7	17:43.977	8	1	2:10.863	36.099	38.915	55.849		17:36.687
9		2:11.301	36.609	38.978	55.714	235.8	19:55.278	9	1	2:11.053	36.088	39.378	55.587		19:47.740
10		2:10.716	36.131	39.133	55.452	236.3	22:05.994	10	1	2:11.456	36.108	39.274	56.074	232.7	21:59.196
11		2:10.468	35.797	38.820	55.851	234.7	24:16.462	11	1	2:11.477	36.491	39.264	55.722		24:10.673
12		2:10.839	36.019	38.943	55.877	236.3	26:27.301	12	1	2:10.347	35.971	38.954	55.422		26:21.020
13		2:10.264	35.979	39.058	55.227	234.2	28:37.565	13	1	2:11.716	35.917	39.094	56.705		28:32.736
14		2:18.402 P	36.393	39.097	1:02.912	232.2	30:55.967	14	1	2:20.534 P	36.268	38.962	1:05.304		30:53.270
15		3:18.058	1:43.914	39.165	54.979		34:14.025	15	2	3:35.329	1:54.896	41.779	58.654		34:28.599
16		2:09.860	35.711	38.905	55.244	234.2	36:23.885	16	2	2:17.553	38.181	40.166	59.206	236.3	36:46.152
17		2:10.970	36.240	38.840	55.890	235.8	38:34.855	17	2	2:18.711	38.843	41.943	57.925	238.9	39:04.863
18		2:10.017	36.141	38.740	55.136	233.7	40:44.872	18	2	2:16.190	37.381	41.406	57.403	231.7	41:21.053
19		2:10.394	35.947	39.137	55.310	235.2	42:55.266	19	2	2:15.031	37.424	40.279	57.328	232.7	43:36.084
20		2:10.269	35.839	38.799	55.631	233.7	45:05.535	20	2	2:15.511	37.572	40.256	57.683		45:51.595
21		2:10.866	35.823	38.998	56.045	235.2	47:16.401	21	2	2:15.855	37.513	40.481	57.861	238.9	48:07.450
22		2:10.395	35.914	38.873	55.608	235.2	49:26.796	22	2	2:15.322	36.967	40.982	57.373	238.9	50:22.772
23		2:10.008	36.086	38.840	55.082	234.2	51:36.804	23	2	2:15.080	37.285	40.641	57.154		52:37.852
24		2:10.493	35.816	38.837	55.840	234.7	53:47.297	24	2	2:15.967	37.638	40.747	57.582		54:53.819
25		2:10.526	36.080	39.030	55.416	235.8	55:57.823	25	2	2:17.247	37.729	41.107	58.411	234.2	57:11.066





Paul Ricard
GT Cup Open Europe
Race - 2
Analysis by Lap



Num	Lap Time	Gap
Lap 1		
6	2:10.408	
2	2:12.095	01.687
12	2:13.830	03.422
32	2:17.854	07.446
27	2:18.295	07.887
22	2:18.973	08.565
18	2:20.227	09.819
7	2:20.573	10.165
37	2:21.189	10.781
10	2:21.907	11.499
81	2:22.125	11.717
11	2:22.622	12.214
3	2:23.267	12.859
13	2:23.686	13.278
34	2:24.341	13.933
71	2:29.857	19.449
Num Lap Time Gap		
Lap 2		
6	2:07.434	
2	2:08.483	02.736
12	2:08.957	04.945
32	2:10.709	10.721
27	2:10.693	11.146
22	2:11.025	12.156
18	2:11.325	13.710
7	2:11.236	13.967
37	2:11.104	14.451
10	2:10.994	15.059
81	2:11.293	15.576
11	2:12.030	16.810
3	2:13.202	18.627
13	2:13.233	19.077
34	2:13.003	19.502
71	2:24.576	36.591
Num Lap Time Gap		
Lap 3		
6	2:07.851	
2	2:08.012	02.897
12	2:08.972	06.066

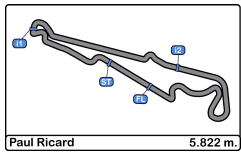
27	2:09.893	13.188
32	2:10.940	13.810
22	2:10.591	14.896
18	2:11.350	17.209
7	2:11.404	17.520
37	2:11.240	17.840
10	2:11.791	18.999
81	2:11.575	19.300
11	2:11.209	20.168
3	2:12.040	22.816
13	2:12.001	23.227
34	2:12.434	24.085
71	2:24.491	53.231
Num Lap Time Gap		
Lap 4		
6	2:07.934	
2	2:08.240	03.203
12	2:09.317	07.449
27	2:09.219	14.473
32	2:10.726	16.602
22	2:10.197	17.159
18	2:10.702	19.977
37	2:10.754	20.660
7	2:12.361	21.947
81	2:11.096	22.462
10	2:11.898	22.963
11	2:11.519	23.753
13	2:12.617	27.910
3	2:13.993	28.875
34	2:13.172	29.323
71	2:22.245	1:07.542
Num Lap Time Gap		
Lap 5		
6	2:07.980	
2	2:08.146	03.369
12	2:09.414	08.883
27	2:09.386	15.879
32	2:13.730	22.352
18	2:11.358	23.355
37	2:11.894	24.574
81	2:11.245	25.727

7	2:12.664	26.631
10	2:12.251	27.234
11	2:11.920	27.693
22	2:20.343	29.522
13	2:11.604	31.534
3	2:12.797	33.692
34	2:12.928	34.271
71	2:22.552	1:22.114
Num Lap Time Gap		
Lap 6		
6	2:07.865	
2	2:08.105	03.609
12	2:09.628	10.646
27	2:08.558	16.572
32	2:10.577	25.064
18	2:10.826	26.316
37	2:10.152	26.861
81	2:10.544	28.406
7	2:11.173	29.939
10	2:11.099	30.468
11	2:11.027	30.855
22	2:11.086	32.743
13	2:12.449	36.118
3	2:11.426	37.253
34	2:11.638	38.044
71	2:22.715	1:36.964
Num Lap Time Gap		
Lap 7		
6	2:07.773	
2	2:08.724	04.560
12	2:08.934	11.807
27	2:09.017	17.816
32	2:11.288	28.579
18	2:11.530	30.073
37	2:11.468	30.556
81	2:11.194	31.827
7	2:11.700	33.866
10	2:11.742	34.437
22	2:10.827	35.797
11	2:12.885	35.967
13	2:12.345	40.690

3	2:11.911	41.391
34	2:11.994	42.265
71	2:23.311	1:52.502
Num Lap Time Gap		
Lap 8		
6	2:08.428	
2	2:08.384	04.516
12	2:09.195	12.574
27	2:09.434	18.822
32	2:10.863	31.014
18	2:10.836	32.481
37	2:10.916	33.044
81	2:10.713	34.112
7	2:11.184	36.622
10	2:12.205	38.214
22	2:10.935	38.304
11	2:11.741	39.280
13	2:12.046	44.308
3	2:11.904	44.867
34	2:12.017	45.854
71	2:27.124	2:11.198
Num Lap Time Gap		
Lap 9		
2	2:08.732	
12	2:09.546	08.872
27	2:09.427	15.001
6	2:32.961	19.713
32	2:11.053	28.819
18	2:11.611	30.844
37	2:11.747	31.543
81	2:11.055	31.919
7	2:10.763	34.137
22	2:11.301	36.357
10	2:12.663	37.629
11	2:12.170	38.202
13	2:11.245	42.305
3	2:11.364	42.983
34	2:11.737	44.343
Num Lap Time Gap		
Lap 10		
2	2:08.635	

12	2:10.439	10.676
71	2:24.281	1 Lap
27	2:09.999	16.365
32	2:11.456	31.640
18	2:11.001	33.210
37	2:10.915	33.823
81	2:10.935	34.219
7	2:11.439	36.941
22	2:10.716	38.438
10	2:11.972	40.966
11	2:11.942	41.509
13	2:11.831	45.501
3	2:11.332	45.680
34	2:19.691	55.399
Num Lap Time Gap		
Lap 11		
2	2:08.339	
27	2:19.237	27.263
32	2:11.477	34.778
18	2:11.229	36.100
37	2:11.533	37.017
71	2:31.801	1 Lap
81	2:11.564	37.444
7	2:11.437	40.039
22	2:10.468	40.567
10	2:11.956	44.583
3	2:12.071	49.412
11	2:18.187	51.357
13	2:19.344	56.506
12	3:00.207	1:02.544
34	3:17.160	2:04.220
Num Lap Time Gap		
Lap 12		
2	2:08.402	
6	6:34.125	2 Laps
32	2:10.347	36.723
18	2:11.189	38.887
37	2:10.660	39.275
81	2:10.847	39.889
22	2:10.839	43.004
7	2:17.701	49.338





Paul Ricard
GT Cup Open Europe
Race - 2
Analysis by Lap



Paul Ricard 5.822 m.

3	2:11.964	52.974
10	2:18.238	54.419
12	2:32.203	1:26.345
27	3:19.944	1:38.805
11	3:19.065	2:02.020
13	3:15.777	2:03.881
34	2:09.732	2:05.550
Num	Lap Time	Gap

Lap 13

2	2:08.220	
71	4:00.441	2 Laps
32	2:11.716	40.219
22	2:10.264	45.048
18	2:17.711	48.378
37	2:18.744	49.799
81	2:19.247	50.916
3	2:11.342	56.096
12	2:09.680	1:27.805
27	2:08.779	1:39.364
7	3:24.311	2:05.429
11	2:12.017	2:05.817
10	3:19.767	2:05.966
13	2:11.531	2:07.192
34	2:10.021	2:07.351
Num	Lap Time	Gap

Lap 14

2	2:07.981	
71	2:17.412	2 Laps
32	2:20.534	52.772
22	2:18.402	55.469
3	2:21.451	1:09.566
12	2:09.576	1:29.400
27	2:08.371	1:39.754
37	3:13.041	1:54.859
81	3:14.736	1:57.671
18	3:18.905	1:59.302
7	2:11.450	2:08.898
11	2:11.594	2:09.430
10	2:13.205	2:11.190
34	2:12.152	2:11.522
13	2:12.987	2:12.198

71	2:17.216	1 Lap
Num	Lap Time	Gap

Lap 15

2	3:10.274	
12	2:09.848	28.974
27	2:08.689	38.169
37	2:10.869	55.454
81	2:12.058	59.455
18	2:11.836	1:00.864
22	3:18.058	1:03.253
11	2:10.542	1:09.698
7	2:11.804	1:10.428
10	2:12.155	1:13.071
32	3:35.329	1:17.827
34	2:16.670	1:17.918
3	3:20.654	1:19.946
71	2:17.144	1 Lap
13	2:52.938	1:54.862
Num	Lap Time	Gap

Lap 16

2	2:28.943	
12	2:09.189	09.220
27	2:08.472	17.698
37	2:11.637	38.148
81	2:11.425	41.937
18	2:11.328	43.249
22	2:09.860	44.170
11	2:11.005	51.760
7	2:10.934	52.419
10	2:10.930	55.058
34	2:10.566	59.541
3	2:15.434	1:06.437
32	2:17.553	1:06.437
71	2:16.114	1 Lap
Num	Lap Time	Gap

Lap 17

2	2:13.012	
12	2:09.426	05.634
27	2:08.327	13.013
37	2:10.940	36.076
81	2:10.577	39.502

22	2:10.970	42.128
18	2:12.037	42.274
11	2:10.574	49.322
7	2:11.041	50.448
10	2:10.894	52.940
34	2:11.029	57.558
3	2:14.590	1:08.015
32	2:18.711	1:12.136
71	2:16.679	1 Lap
Num	Lap Time	Gap

Lap 18

2	2:12.774	
12	2:08.453	01.313
27	2:08.419	08.658
37	2:10.586	33.888
81	2:10.786	37.514
22	2:10.017	39.371
18	2:11.274	40.774
11	2:09.808	46.356
7	2:09.991	47.665
10	2:11.137	51.303
34	2:09.776	54.560
3	2:12.161	1:07.402
32	2:16.190	1:15.552
71	2:16.516	1 Lap
Num	Lap Time	Gap

Lap 19

12	2:09.645	
2	2:14.078	03.120
27	2:08.409	06.109
37	2:10.930	33.860
81	2:11.245	37.801
22	2:10.394	38.807
18	2:10.837	40.653
11	2:10.298	45.696
7	2:10.251	46.958
34	2:10.219	53.821
10	2:28.607	1:08.952
3	2:12.698	1:09.142
32	2:15.031	1:19.625
71	2:17.118	1 Lap

71	2:17.118	1 Lap
----	----------	-------

Num	Lap Time	Gap
-----	----------	-----

Lap 20

12	2:09.157	
27	2:08.603	05.555
2	2:14.945	08.908
37	2:11.012	35.715
81	2:10.552	39.196
22	2:10.269	39.919
18	2:11.816	43.312
11	2:10.296	46.835
7	2:10.775	48.576
34	2:10.018	54.682
10	2:11.840	1:11.635
3	2:13.348	1:13.333
32	2:15.511	1:25.979
71	2:16.901	1 Lap
Num	Lap Time	Gap

Lap 21

12	2:08.310	
27	2:08.181	05.426
2	2:13.945	14.543
37	2:11.185	38.590
22	2:10.866	42.475
81	2:12.031	42.917
18	2:11.121	46.123
11	2:10.081	48.606
7	2:10.483	50.749
34	2:10.196	56.568
10	2:11.047	1:14.372
3	2:11.485	1:16.508
32	2:15.855	1:33.524
Num	Lap Time	Gap

Lap 22

12	2:08.975	
71	2:17.963	2 Laps
27	2:08.123	04.574
2	2:12.871	18.439
37	2:11.362	40.977
22	2:10.395	43.895
81	2:11.789	45.731
18	2:11.072	48.220

11	2:09.756	49.387
7	2:10.631	52.405
34	2:09.854	57.447
10	2:11.486	1:16.883
3	2:11.387	1:18.920
32	2:15.322	1:39.871
Num	Lap Time	Gap

Lap 23

12	2:08.716	
27	2:09.760	05.618
71	2:17.696	2 Laps
2	2:13.648	23.371
37	2:11.280	43.541
22	2:10.008	45.187
81	2:10.654	47.669
18	2:11.131	50.635
11	2:10.398	51.069
7	2:10.586	54.275
34	2:09.754	58.485
10	2:11.287	1:19.454
3	2:11.464	1:21.668
32	2:15.080	1:46.235
Num	Lap Time	Gap

Lap 24

12	2:09.251	
27	2:09.072	05.439
71	2:18.221	2 Laps
2	2:14.321	28.441
37	2:11.119	45.409
22	2:10.493	46.429
81	2:10.756	49.174
18	2:11.047	52.431
11	2:10.976	52.794
7	2:10.385	55.409
34	2:09.969	59.203
10	2:11.444	1:21.647
3	2:11.429	1:23.846
32	2:15.967	1:52.951
Num	Lap Time	Gap

Lap 25

12	2:10.104	
----	----------	--





Paul Ricard
GT Cup Open Europe
Race - 2
Analysis by Lap



27	2:09.195	04.530
71	2:18.462	2 Laps
2	2:17.124	35.461
37	2:10.568	45.873
22	2:10.526	46.851
81	2:12.075	51.145
11	2:10.621	53.311
18	2:11.671	53.998
7	2:11.256	56.561
34	2:09.610	58.709
10	2:11.508	1:23.051
3	2:11.818	1:25.560
32	2:17.247	2:00.094

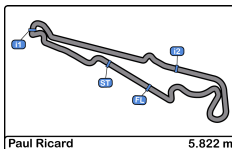


Paul Ricard
GT Cup Open Europe
Race - 2
Best Sectors Results



Sector - 1				Sector - 2				Sector - 3				Ideal Lap vs Best Lap				
Clas	Nº	Driver	Time	Nº	Driver	Time	Nº	Driver	Time	Clas	Nº	Driver	Ideal Lap	Best Lap	Clas	
1	2	Basso - Salas	35.134	6	Koller - Liberati	37.820	6	Koller - Liberati	53.924	1	6	Koller - Liberati	2:06.898	2:07.434	1	
2	6	Koller - Liberati	35.154	27	Mauro - Toni	38.080	27	Mauro - Toni	54.368	2	27	Mauro - Toni	2:07.719	2:08.123	3	
3	27	Mauro - Toni	35.271	2	Basso - Salas	38.152	2	Basso - Salas	54.522	3	2	Basso - Salas	2:07.808	2:07.981	2	
4	12	Glauco Solieri	35.276	12	Glauco Solieri	38.152	12	Glauco Solieri	54.680	4	12	Glauco Solieri	2:08.108	2:08.310	4	
5	7	De Fulgencio - Vivacqua	35.660	34	Mezard - Hiesse	38.559	34	Mezard - Hiesse	54.879	5	34	Mezard - Hiesse	2:09.138	2:09.610	5	
6	18	Pujeu - Salom	35.688	7	De Fulgencio - Vivacqua	38.560	22	Niki Leutwiler	54.979	6	22	Niki Leutwiler	2:09.430	2:09.860	7	
7	34	Mezard - Hiesse	35.700	11	Pisani - Merendino	38.595	11	Pisani - Merendino	55.197	7	11	Pisani - Merendino	2:09.512	2:09.756	6	
8	22	Niki Leutwiler	35.711	22	Niki Leutwiler	38.740	37	John De Wilde	55.373	8	7	De Fulgencio - Vivacqua	2:09.961	2:09.991	8	
9	11	Pisani - Merendino	35.720	18	Pujeu - Salom	38.799	81	Curti - Curti	55.404	9	37	John De Wilde	2:10.050	2:10.152	9	
10	37	John De Wilde	35.865	37	John De Wilde	38.812	32	Fortes - Carlos Martini Filho	55.422	10	32	Fortes - Carlos Martini Filho	2:10.155	2:10.347	10	
11	32	Fortes - Carlos Martini Filho	35.917	32	Fortes - Carlos Martini Filho	38.816	10	Díaz-Varela - Cerqueda	55.472	11	81	Curti - Curti	2:10.167	2:10.544	11	
12	81	Curti - Curti	35.926	81	Curti - Curti	38.837	18	Pujeu - Salom	55.728	12	18	Pujeu - Salom	2:10.215	2:10.702	12	
13	10	Díaz-Varela - Cerqueda	36.066	10	Díaz-Varela - Cerqueda	38.965	7	De Fulgencio - Vivacqua	55.741	13	10	Díaz-Varela - Cerqueda	2:10.503	2:10.894	13	
14	3	Vandierendonck -	36.118	3	Vandierendonck -	38.984	13	Font - Vinyes	55.787	14	3	Vandierendonck -	2:10.900	2:11.332	15	
15	13	Font - Vinyes	36.147	13	Font - Vinyes	39.134	3	Vandierendonck -	55.798	15	13	Font - Vinyes	2:11.068	2:11.245	14	
16	71	Martinet - Tremblay	37.407	71	Martinet - Tremblay	40.516	71	Martinet - Tremblay	57.802	16	71	Martinet - Tremblay	2:15.725	2:16.114	16	



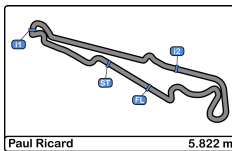


Paul Ricard
GT Cup Open Europe
Race - 2
Leader Sequence



Nº	Entrant/Team	Nat	Driver 1	Nat	Status	Driver 2	Nat	Status	Vehicle	Cat	Start Lap	End Lap	Laps	Total Laps
6	Vincenzo Sospiri Racing	ITA	Hans-Peter Koller	CHE		<u>Edoardo Liberati</u>	ITA		Lamborghini Huracan Supe	PROAM	1	8	8	8
2	Sports and You	PRT	Marcio Basso	BRA		<u>Guilherme Salas</u>	BRA		Mercedes AMG R	PROAM	9	18	10	10
12	Antonelli MotorSport	ITA	Glauco Solieri	ITA					Lamborghini Huracan Supe	AM	19	25	7	7



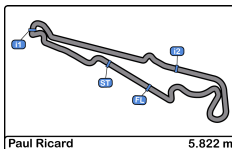


Paul Ricard
GT Cup Open Europe
Race - 2
Best 5 Lap Times



Cl	N°	Entrant/Team	Nat	Driver 1	Nat	Status	Driver 2	Nat	Status	Vehicle	Cat	Cl	Best 1		Best 2		Best 3		Best 4		Best 5	
													Time	Lap	Time	Lap	Time	Lap	Time	Lap	Time	Lap
1	6	Vincenzo Sospiri Racing	ITA	Hans-Peter Koller	ITA		Edoardo Liberati	ITA		Lamborghini Huracan Super	PROAM	1	2:07.434	2	2:07.773	7	2:07.851	3	2:07.865	6	2:07.934	4
2	2	Sports and You	PRT	Marcio Basso	BRA		Guilherme Salas	BRA		Mercedes AMG R	PROAM	2	2:07.981	14	2:08.012	3	2:08.105	6	2:08.146	5	2:08.220	13
3	27	Vincenzo Sospiri Racing	ITA	JP Mauro	BRA		Rodolfo Toni	BRA		Lamborghini Huracan Super	AM	1	2:08.123	22	2:08.181	21	2:08.327	17	2:08.371	14	2:08.409	19
4	12	Antonelli MotorSport	ITA	Glauco Solieri	ITA					Lamborghini Huracan Super	AM	2	2:08.310	21	2:08.453	18	2:08.716	23	2:08.934	7	2:08.957	2
5	34	Martinet By Almeras	FRA	Cédric Mezard	FRA		Steeve Hiesse	FRA		Porsche 991 Cup gen II MY	PROAM	3	2:09.610	25	2:09.732	12	2:09.754	23	2:09.776	18	2:09.854	22
6	11	Duell Race	ITA	Eugenio Pisani	ITA		Michele Merendino	ITA		Porsche 991 Cup MY 201	SILVER	1	2:09.756	22	2:09.808	18	2:10.081	21	2:10.296	20	2:10.298	19
7	22	Niki Leutwiler / PZ OBERER	CHE	Niki Leutwiler	CHE					Porsche 911 Cup MY 201	AM	3	2:09.860	16	2:10.008	23	2:10.017	18	2:10.197	4	2:10.264	13
8	7	Teo Martin Motorsport	ESP	Marc De Fulgencio	ESP		Thiago Vivacqua	BRA		McLaren 570S	SILVER	2	2:09.991	18	2:10.251	19	2:10.385	24	2:10.483	21	2:10.586	23
9	37	EMG Motorsport	BEL	John De Wilde	BEL					Porsche 991 Cup MY 201	AM	4	2:10.152	6	2:10.568	25	2:10.586	18	2:10.660	12	2:10.754	4
10	32	Three Sixty Racing Team	ESP	Fernando Fortes	BRA		Julio Martini	BRA		Mercedes AMG R	AM	5	2:10.347	12	2:10.577	6	2:10.709	2	2:10.726	4	2:10.863	8
11	81	Tsunami RT	ITA	Lino Curti	ITA		Carlo Curti	ITA		Porsche 991 Cup gen II MY	PROAM	4	2:10.544	6	2:10.552	20	2:10.577	17	2:10.654	23	2:10.713	8
12	18	Teo Martin Motorsport	ESP	Guillem Pujeu	ESP		Faust Salom	ESP		McLaren 570S	SILVER	3	2:10.702	4	2:10.826	6	2:10.836	8	2:10.837	19	2:11.001	10
13	10	Baporo Motorsport	ESP	Daniel Diaz-Varela	ESP		Manel Cerqueda	AND		Audi R8 LMS	AM	6	2:10.894	17	2:10.930	16	2:10.994	2	2:11.047	21	2:11.099	6
14	13	Baporo Motorsport	ESP	Jaume Font	ESP		Joan Vinyes	AND		Porsche 991 Cup MY 201	AM	7	2:11.245	9	2:11.531	13	2:11.604	5	2:11.831	10	2:12.001	3
15	3	EMG Motorsport	BEL	Nicolas Vandierendonck	BEL		Filip Teunkens	BEL		Porsche 991 Cup MY 201	AM	8	2:11.332	10	2:11.342	13	2:11.364	9	2:11.387	22	2:11.426	6
16	71	Martinet By Almeras	FRA	Pierre Martinet	FRA		Gérard Tremblay	FRA		Porsche 991 Cup MY2017	AM	9	2:16.114	15	2:16.516	17	2:16.679	16	2:16.901	19	2:17.118	18



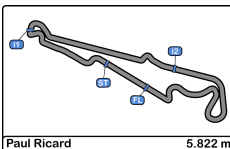


Paul Ricard
GT Cup Open Europe
Race - 2
Best 5 Top Speeds



Cl	N°	Entrant/Team	Nat	Driver 1	Nat	Status	Driver 2	Nat	Status	Vehicle	Cat	Cl	Top 1		Top 2		Top 3		Top 4		Top 5		Avg
													Km/h	Lap	Km/h	Lap	Km/h	Lap	Km/h	Lap	Km/h	Lap	
1	18	Teo Martin Motorsport	ESP	Guillem Pujeu	ESP		Faust Salom	ESP		McLaren 570S	SILVER	1	250.5	19	249.4	2	248.2	22	248.2	24	247.7	16	248.8
2	7	Teo Martin Motorsport	ESP	Marc De Fulgencio	ESP		Thiago Vivacqua	BRA		McLaren 570S	SILVER	2	250.0	2	249.4	17	248.8	3	248.8	7	248.2	9	249.0
3	27	Vincenzo Sospiri Racing	ITA	JP Mauro	BRA		Rodolfo Toni	BRA		Lamborghini Huracan Super	AM	1	244.8	25	243.7	21	243.7	22	243.7	23	242.6	15	243.7
4	2	Sports and You	PRT	Marcio Basso	BRA		Guilherme Salas	BRA		Mercedes AMG R	PROAM	1	243.2	14	243.2	15	242.6	2	242.1	10	242.1	13	242.6
5	12	Antonelli MotorSport	ITA	Glauco Solieri	ITA					Lamborghini Huracan Super	AM	2	243.2	19	242.6	2	242.1	18	241.6	22	241.6	23	242.2
6	6	Vincenzo Sospiri Racing	ITA	Hans-Peter Koller	CHE		Edoardo Liberati	ITA		Lamborghini Huracan Super	PROAM	2	241.6	2	240.5	4	240.5	9	239.4	5	237.3	7	239.9
7	32	Three Sixty Racing Team	ESP	Fernando Fortes	BRA		Julio Martini	BRA		Mercedes AMG R	AM	3	238.9	17	238.9	21	238.9	22	236.3	16	234.2	25	237.4
8	34	Martinet By Almeras	FRA	Cédric Mezard	FRA		Steeve Hiesse	FRA		Porsche 991 Cup gen II MY	PROAM	3	238.9	15	238.9	25	238.4	5	237.8	2	237.8	3	238.4
9	3	EMG Motorsport	BEL	Nicolas Vandierendonck	BEL		Filip Teunkens	BEL		Porsche 991 Cup MY 201	AM	4	238.4	2	237.3	11	236.8	9	236.8	10	236.3	4	237.1
10	81	Tsunami RT	ITA	Lino Curti	ITA		Carlo Curti	ITA		Porsche 991 Cup gen II MY	PROAM	4	237.8	10	237.3	11	237.3	22	236.8	12	236.3	2	237.1
11	11	Duell Race	ITA	Eugenio Pisani	ITA		Michele Merendino	ITA		Porsche 991 Cup MY 201	SILVER	3	237.3	7	237.3	24	237.3	25	236.8	2	236.8	10	237.1
12	13	Baporo Motorsport	ESP	Jaume Font	ESP		Joan Vinyes	AND		Porsche 991 Cup MY 201	AM	5	237.3	2	236.8	15	235.8	4	234.7	11	234.2	3	235.8
13	37	EMG Motorsport	BEL	John De Wilde	BEL					Porsche 991 Cup MY 201	AM	6	237.3	2	237.3	4	236.8	7	236.3	3	236.3	5	236.8
14	10	Baporo Motorsport	ESP	Daniel Díaz-Varela	ESP		Manel Cerqueda	AND		Audi R8 LMS	AM	7	236.8	3	236.8	15	236.3	4	236.3	5	236.3	18	236.5
15	22	Niki Leutwiler / PZ OBERER	CHE	Niki Leutwiler	CHE					Porsche 911 Cup MY 201	AM	8	236.3	10	236.3	12	235.8	9	235.8	17	235.8	25	236.0
16	71	Martinet By Almeras	FRA	Pierre Martinet	FRA		Gérard Tremblay	FRA		Porsche 991 Cup MY2017	AM	9	235.8	20	235.2	21	234.7	14	234.7	17	234.7	23	235.0





Paul Ricard
 GT Cup Open Europe
 Race - 2
Fastest Laps Sequence



Lap	Time of Day	Session Time	Nº	Entrant/Team	Nat	Driver 1	Nat	Status	Driver 2	Nat	Status	Vehicle	Cat	Time	Km/h
2	12:43:36.678	4:17.678	6	Vincenzo Sospiri Racing	ITA	Hans-Peter Koller	CHE		<u>Edoardo Liberati</u>	ITA		Lamborghini Huracan	PROAM	2:07.434	164.4





Paul Ricard
GT Cup Open Europe
Race - 2



Event Best Maximum Speed

Nº	Entrant/Team	Nat	Driver 1	Nat	Status	Driver 2	Nat	Status	Vehicle	Cat	Km/h	Session
12	Antonelli MotorSport	ITA	Glauco Solieri	ITA					Lamborghini Huracan	AM	00.0	Race - 1
18	Teo Martin Motorsport	ESP	Guillem Pujeu	ESP		Faust Salom	ESP		McLaren 570S	SILVER	250.5	Race - 2
7	Teo Martin Motorsport	ESP	Marc De Fulgencio	ESP		Thiago Vivacqua	BRA		McLaren 570S	SILVER	250.0	Race - 2
6	Vincenzo Sospiri Racing	ITA	Hans-Peter Koller	CHE		Edoardo Liberati	ITA		Lamborghini Huracan	PROAM	245.4	Free Practice - 2
27	Vincenzo Sospiri Racing	ITA	JP Mauro	BRA		Rodolfo Toni	BRA		Lamborghini Huracan	AM	244.8	Race - 2
2	Sports and You	PRT	Marcio Basso	BRA		Guilherme Salas	BRA		Mercedes AMG R	PROAM	244.3	Qualifying - 2 Driver - 2
10	Baporo Motorsport	ESP	Daniel Díaz-Varela	ESP		Manel Cerqueda	AND		Audi R8 LMS	AM	240.0	Race - 1
13	Baporo Motorsport	ESP	Jaume Font	ESP		Joan Vinyes	AND		Porsche 991 Cup MY 2018	AM	238.9	Race - 1
34	Martinet By Almeras	FRA	Cédric Mezard	FRA		Steeve Hiesse	FRA		Porsche 991 Cup gen II	PROAM	238.9	Race - 2
32	Three Sixty Racing Team	ESP	Fernando Fortes	BRA		Julio Martini	BRA		Mercedes AMG R	AM	238.9	Race - 2
3	EMG Motorsport	BEL	Nicolas Vandierendonck	BEL		Filip Teunkens	BEL		Porsche 991 Cup MY 2018	AM	238.4	Race - 2
81	Tsunami RT	ITA	Lino Curti	ITA		Carlo Curti	ITA		Porsche 991 Cup gen II	PROAM	237.8	Race - 2
37	EMG Motorsport	BEL	John De Wilde	BEL					Porsche 991 Cup MY 2018	AM	237.3	Race - 1
11	Duell Race	ITA	Eugenio Pisani	ITA		Michele Merendino	ITA		Porsche 991 Cup MY 2018	SILVER	237.3	Race - 2
22	Niki Leutwiler / PZ OBERER	CHE	Niki Leutwiler	CHE					Porsche 911 Cup MY 2018	AM	236.3	Race - 2
71	Martinet By Almeras	FRA	Pierre Martinet	FRA		Gérard Tremblay	FRA		Porsche 991 Cup MY2017	AM	235.8	Race - 2
15	Duell Race	ITA	Fernando Navarrete	ESP		Fernando Navarrete Jr	ESP		Porsche 991 Cup MY 2018	PROAM	233.2	Race - 1





Paul Ricard
 GT Cup Open Europe
 Race - 2
 Lap Chart

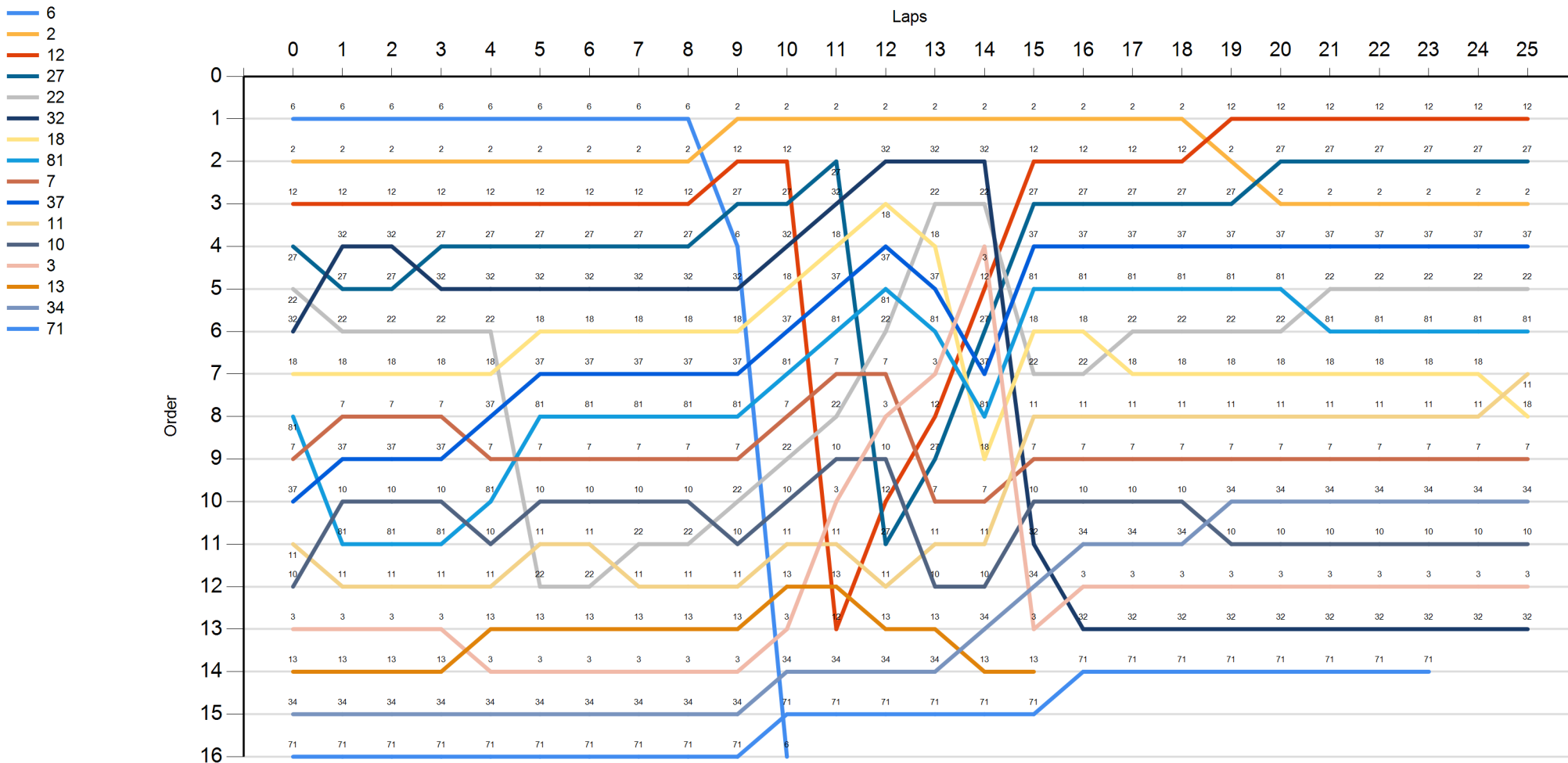


LAP																											
Nr	Po	Grid	1	2	3	4	5	6	7	8	9	10	11	12	13	14	15	16	17	18	19	20	21	22	23	24	25
6	1	6	6	6	6	6	6	6	6	6	2	2	2	2	2	2	2	2	2	2	12	12	12	12	12	12	12
2	2	2	2	2	2	2	2	2	2	2	12	12	27	32	32	32	12	12	12	12	2	27	27	27	27	27	27
12	3	12	12	12	12	12	12	12	12	12	27	27	32	18	22	22	27	27	27	27	27	2	2	2	2	2	2
27	4	27	32	32	27	27	27	27	27	27	6	32	18	37	18	3	37	37	37	37	37	37	37	37	37	37	37
22	5	22	27	27	32	32	32	32	32	32	32	18	37	81	37	12	81	81	81	81	81	81	22	22	22	22	22
32	6	32	22	22	22	22	18	18	18	18	18	37	81	22	81	27	18	18	22	22	22	22	81	81	81	81	81
18	7	18	18	18	18	18	37	37	37	37	37	81	7	7	3	37	22	22	18	18	18	18	18	18	18	18	11
81	8	81	7	7	7	37	81	81	81	81	81	7	22	3	12	81	11	11	11	11	11	11	11	11	11	11	18
7	9	7	37	37	37	7	7	7	7	7	7	22	10	10	27	18	7	7	7	7	7	7	7	7	7	7	7
37	10	37	10	10	10	81	10	10	10	10	22	10	3	12	7	7	10	10	10	10	34	34	34	34	34	34	34
11	11	11	81	81	81	10	11	11	22	22	10	11	11	27	11	11	32	34	34	34	10	10	10	10	10	10	10
10	12	10	11	11	11	11	22	22	11	11	11	13	13	11	10	10	34	3	3	3	3	3	3	3	3	3	3
3	13	3	3	3	3	13	13	13	13	13	13	3	12	13	13	34	3	32	32	32	32	32	32	32	32	32	32
13	14	13	13	13	13	3	3	3	3	3	3	34	34	34	34	13	13	71	71	71	71	71	71	71	71	71	71
34	15	34	34	34	34	34	34	34	34	34	34	71	71	71	71	71	71	71	71	71	71	71	71	71	71	71	71
71	16	71	71	71	71	71	71	71	71	71	71	6	6	6	6	6	6	6	6	6	6	6	6	6	6	6	6





Paul Ricard
 GT Cup Open Europe
 Race - 2
 Graphic Lap Chart



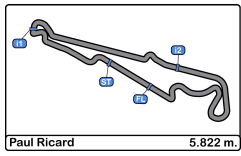


Paul Ricard
GT Cup Open Europe
Race - 2
Pit Stop Analysis



Nr.	In Day Time	Entrant/Team	Nat	Driver 1	Nat	Status	Driver 2	Nat	Status	Vehicle	Cat	In Time	Stop N°	Pit Time	Handicap	Penalty
34	13:01:32.934	Martinet By Almeras	FRA	Cédric Mezard	FRA		Steeve Hiesse	FRA		Porsche 991 Cup gen II MY	PROAM	22:14.098	1	1:16.321	1:10	
12	13:03:07.053	Antonelli MotorSport	ITA	Glauco Solieri	ITA					Lamborghini Huracan Super	AM	23:48.218	1	1:12.363	1:10	
27	13:03:13.050	Vincenzo Sospiri Racing	ITA	JP Mauro	BRA		Rodolfo Toni	BRA		Lamborghini Huracan Super	AM	23:54.214	1	1:22.059	1:20	
71	13:03:23.828	Martinet By Almeras	FRA	Pierre Martinet	FRA		Gérard Tremblay	FRA		Porsche 991 Cup MY2017	AM	24:04.993	1	1:49.218	1:10	
11	13:03:37.531	Duell Race	ITA	Eugenio Pisani	ITA		Michele Merendino	ITA		Porsche 991 Cup MY 2018	SILVER	24:18.695	1	1:17.604	1:10	
13	13:03:42.803	Baporo Motorsport	ESP	Jaume Font	ESP		Joan Vinyes	AND		Porsche 991 Cup MY 2018	AM	24:23.967	1	1:13.196	1:10	
7	13:05:44.100	Teo Martin Motorsport	ESP	Marc De Fulgencio	ESP		Thiago Vivacqua	BRA		McLaren 570S	SILVER	26:25.264	1	1:20.408	1:20	
10	13:05:49.509	Baporo Motorsport	ESP	Daniel Díaz-Varela	ESP		Manel Cerqueda	AND		Audi R8 LMS	AM	26:30.673	1	1:13.339	1:10	
18	13:07:51.367	Teo Martin Motorsport	ESP	Guillem Pujeu	ESP		Faust Salom	ESP		McLaren 570S	SILVER	28:32.532	1	1:16.657	1:15	
37	13:07:52.327	EMG Motorsport	BEL	John De Wilde	BEL					Porsche 991 Cup MY 2018	AM	28:33.491	1	1:10.921	1:10	
81	13:07:53.675	Tsunami RT	ITA	Lino Curti	ITA		Carlo Curti	ITA		Porsche 991 Cup gen II MY	PROAM	28:34.839	1	1:11.319	1:10	
32	13:10:03.681	Three Sixty Racing Team	ESP	Fernando Fortes	BRA		Julio Martini	BRA		Mercedes AMG R	AM	30:44.845	1	1:22.806	1:10	
22	13:10:06.289	Niki Leutwiler / PZ OBERER	CHE	Niki Leutwiler	CHE					Porsche 911 Cup MY 2018	AM	30:47.454	1	1:17.675	1:15	
3	13:10:19.714	EMG Motorsport	BEL	Nicolas Vandierendonck	BEL		Filip Teunkens	BEL		Porsche 991 Cup MY 2018	AM	31:00.879	1	1:14.546	1:10	
2	13:11:27.280	Sports and You	PRT	Marcio Basso	BRA		Guilherme Salas	BRA		Mercedes AMG R	PROAM	32:08.444	1	1:18.876	1:15	

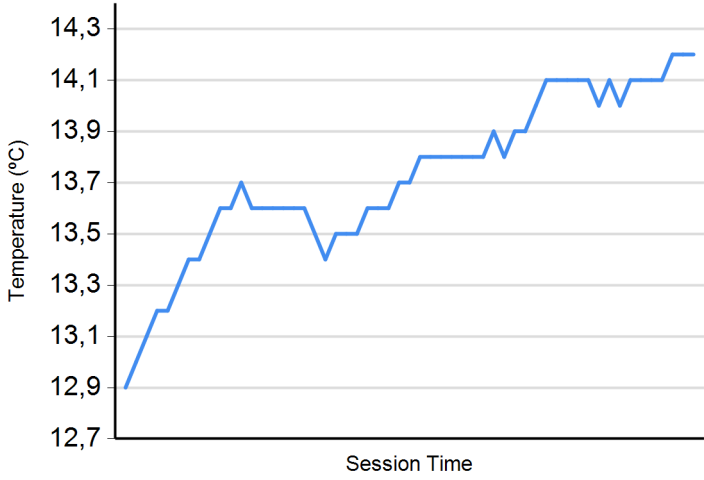




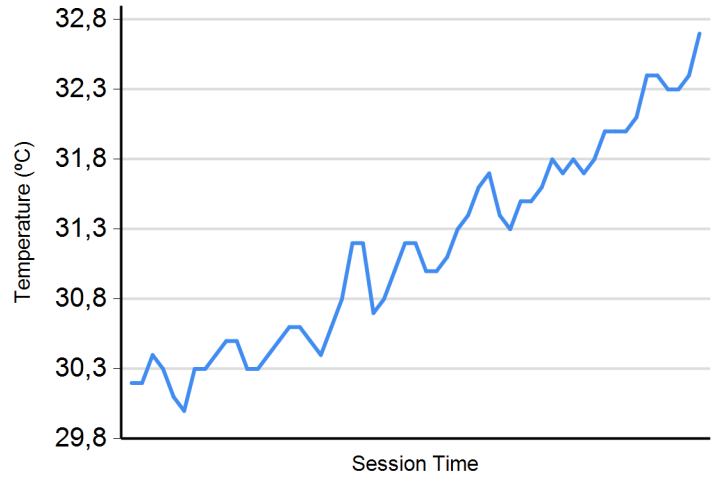
Paul Ricard
GT Cup Open Europe
Race - 2
Weather Report



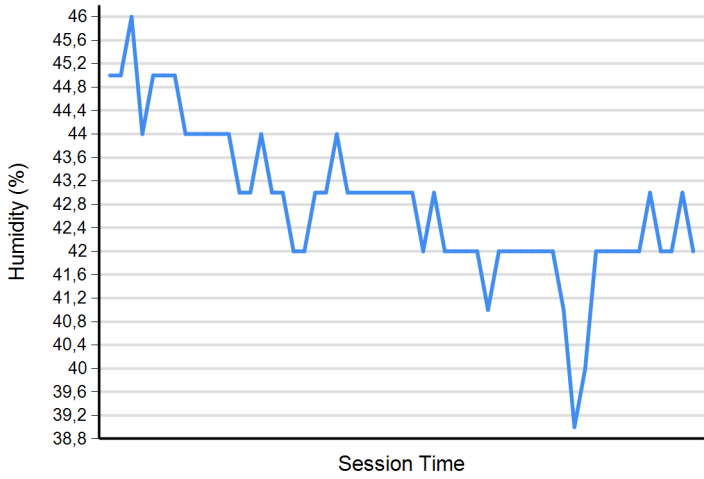
Air Temperature



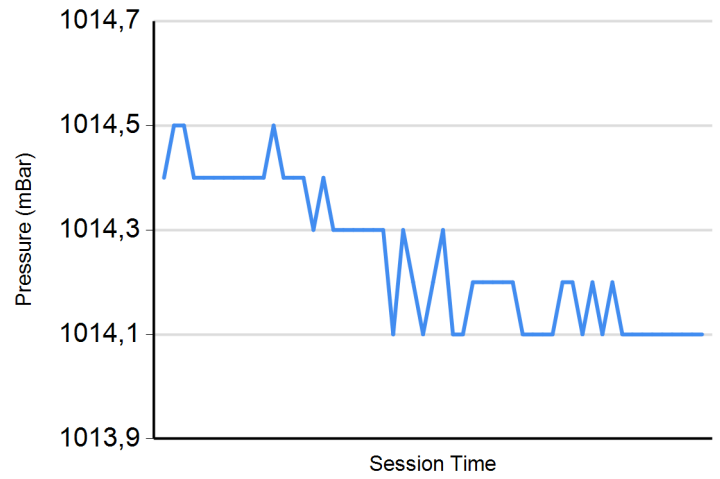
Track Temperature



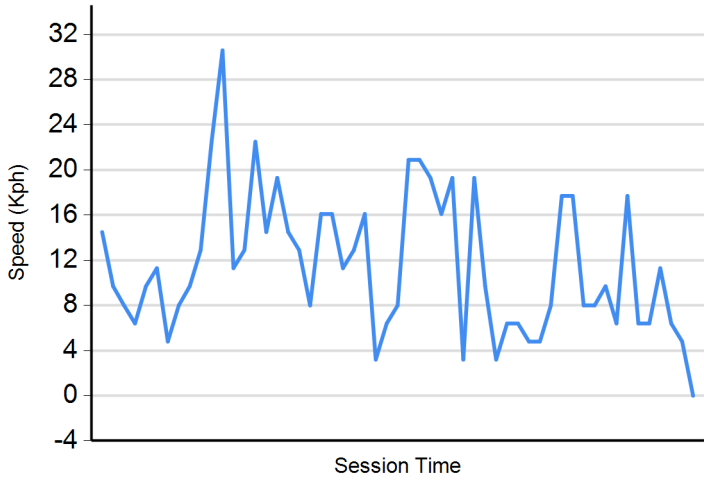
Humidity



Pressure



Wind Speed



Wind direction

North = 0°/360° Est = 90° South = 180° West = 270°

