

Paul Ricard
GT Cup Open Europe
Qualifying - 2 Driver - 2
Provisional Results



Cls	Nº	Entrant/Team	Nat	Driver 1	Nat	Driver 2	Nat	Vehicle	Cat	Cls	Laps	Best	Time	Gap	Interval	Km/h
1	6	Vincenzo Sospiri Racing	ITA	Hans-Peter Koller	CHE	<u>Edoardo Liberati</u>	ITA	Lamborghini Huracan Super Trofeo	PROAM	1	9	7	2:06.408			165.8
2	2	Sports and You	PRY	Marcio Basso	BRA	<u>Guilherme Salas</u>	BRA	Mercedes AMG R	PROAM	2	8	6	2:06.974	0.566	0.566	165.0
3	12	Antonelli MotorSport	ITA	Glauco Solieri	ITA			Lamborghini Huracan Super Trofeo	AM	1	3	3	2:08.779	2.371	1.805	162.7
4	27	Vincenzo Sospiri Racing	ITA	JP Mauro	BRA	<u>Rodolfo Toni</u>	BRA	Lamborghini Huracan Super Trofeo	AM	2	9	7	2:08.897	2.489	0.118	162.6
5	22	Niki Leutwiler / PZ OBERER	CHE	Niki Leutwiler	CHE			Porsche 911 Cup MY 2018	AM	3	9	9	2:09.234	2.826	0.337	162.1
6	32	Three Sixty Racing Team	ESP	<u>Fernando Fortes</u>	BRA	Julio Martini	BRA	Mercedes AMG R	AM	4	9	7	2:09.426	3.018	0.192	161.9
7	18	Teo Martin Motorsport	ESP	Guillem Pujeu	ESP	<u>Faust Salom</u>	ESP	McLaren 570S	SILVER	1	9	8	2:09.647	3.239	0.221	161.6
8	81	Tsunami RT	ITA	Lino Curti	ITA	<u>Carlo Curti</u>	ITA	Porsche 991 Cup gen II MY 2018	PROAM	3	8	8	2:09.735	3.327	0.088	161.5
9	7	Teo Martin Motorsport	ESP	<u>Marc De Fulgencio</u>	ESP	Thiago Vivacqua	BRA	McLaren 570S	SILVER	2	9	7	2:09.739	3.331	0.004	161.5
10	37	EMG Motorsport	BEL	John De Wilde	BEL			Porsche 991 Cup MY 2018	AM	5	9	9	2:09.870	3.462	0.131	161.3
11	11	Duell Race	ITA	Eugenio Pisani	ITA	<u>Michele Merendino</u>	ITA	Porsche 991 Cup MY 2018	SILVER	3	8	8	2:10.056	3.648	0.186	161.1
12	10	Baporo Motorsport	ESP	<u>Daniel Díaz-Varela</u>	ESP	Manel Cerqueda	AND	Audi R8 LMS	AM	6	9	8	2:10.492	4.084	0.436	160.6
13	3	EMG Motorsport	BEL	Nicolas Vandierendonck	BEL	<u>Filip Teunkens</u>	BEL	Porsche 991 Cup MY 2018	AM	7	9	7	2:10.833	4.425	0.341	160.1
14	13	Baporo Motorsport	ESP	<u>Jaume Font</u>	ESP	Joan Vinyes	AND	Porsche 991 Cup MY 2018	AM	8	9	4	2:11.251	4.843	0.418	159.6
15	34	Martinet By Almeras	FRA	<u>Cédric Mezard</u>	FRA	Steeve Hiesse	FRA	Porsche 991 Cup gen II MY 2018	PROAM	4	9	7	2:12.295	5.887	1.044	158.4
16	71	Martinet By Almeras	FRA	<u>Pierre Martinet</u>	FRA	Gérard Tremblay	FRA	Porsche 991 Cup MY2017	AM	9	8	4	2:25.335	18.927	13.040	144.2

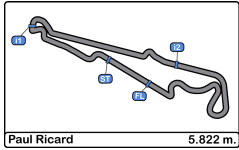
CAR 37 TIME 2:11.160 DISALLOWED TRACK LIMITS AT T 9
 CAR 34 TIME 2:13.633 DISALLOWED TRACK LIMITS AT T 9

Published at:.....

Track Temp: 15.6 °C Air Temp: 10.9 °C Humidity: 53 % Track Status: DRY

Stewards:	Race Director:	Timekeeper: 
------------------	-----------------------	--






Paul Ricard
GT Cup Open Europe
Qualifying - 2 Driver - 2
Provisional Results by Class



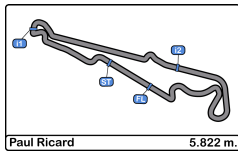
Cls	Nº	Entrant/Team	Nat	Driver 1	Nat	Status	Driver 2	Nat	Status	Vehicle	Cat	Cls	Laps	Best	Time	Gap	Interval	Km/h	
SILVER																			
1	18	Teo Martin Motorsport	ESP	Guillem Pujeu	ESP		<u>Faust Salom</u>	ESP		McLaren 570S	SILVER	1	9	8	2:09.647			161.6	
2	7	Teo Martin Motorsport	ESP	<u>Marc De Fulgencio</u>	ESP		Thiago Vivacqua	BRA		McLaren 570S	SILVER	2	9	7	2:09.739	0.092	0.092	161.5	
3	11	Duell Race	ITA	Eugenio Pisani	ITA		<u>Michele Merendino</u>	ITA		Porsche 991 Cup MY 2018	SILVER	3	8	8	2:10.056	0.409	0.317	161.1	
PROAM																			
1	6	Vincenzo Sospiri Racing	ITA	Hans-Peter Koller	CHE		<u>Edoardo Liberati</u>	ITA		Lamborghini Huracan Super Trofeo	PROAM	1	9	7	2:06.408			165.8	
2	2	Sports and You	PRT	Marcio Basso	BRA		<u>Guilherme Salas</u>	BRA		Mercedes AMG R	PROAM	2	8	6	2:06.974	0.566	0.566	165.0	
3	81	Tsunami RT	ITA	Lino Curti	ITA		<u>Carlo Curti</u>	ITA		Porsche 991 Cup gen II MY 2018	PROAM	3	8	8	2:09.735	3.327	2.761	161.5	
4	34	Martinet By Almeras	FRA	<u>Cédric Mezard</u>	FRA		Steeve Hiesse	FRA		Porsche 991 Cup gen II MY 2018	PROAM	4	9	7	2:12.295	5.887	2.560	158.4	
AM																			
1	12	Antonelli MotorSport	ITA	Glauco Solieri	ITA					Lamborghini Huracan Super Trofeo	AM	1	3	3	2:08.779			162.7	
2	27	Vincenzo Sospiri Racing	ITA	JP Mauro	BRA		<u>Rodolfo Toni</u>	BRA		Lamborghini Huracan Super Trofeo	AM	2	9	7	2:08.897	0.118	0.118	162.6	
3	22	Niki Leutwiler / PZ OBERER	CHE	Niki Leutwiler	CHE					Porsche 911 Cup MY 2018	AM	3	9	9	2:09.234	0.455	0.337	162.1	
4	32	Three Sixty Racing Team	ESP	<u>Fernando Fortes</u>	BRA		Julio Martini	BRA		Mercedes AMG R	AM	4	9	7	2:09.426	0.647	0.192	161.9	
5	37	EMG Motorsport	BEL	John De Wilde	BEL					Porsche 991 Cup MY 2018	AM	5	9	9	2:09.870	1.091	0.444	161.3	
6	10	Baporo Motorsport	ESP	<u>Daniel Díaz-Varela</u>	ESP		Manel Cerqueda	AND		Audi R8 LMS	AM	6	9	8	2:10.492	1.713	0.622	160.6	
7	3	EMG Motorsport	BEL	Nicolas Vandierendonck	BEL		<u>Filip Teunkens</u>	BEL		Porsche 991 Cup MY 2018	AM	7	9	7	2:10.833	2.054	0.341	160.1	
8	13	Baporo Motorsport	ESP	<u>Jaume Font</u>	ESP		Joan Vinyes	AND		Porsche 991 Cup MY 2018	AM	8	9	4	2:11.251	2.472	0.418	159.6	
9	71	Martinet By Almeras	FRA	<u>Pierre Martinet</u>	FRA		Gérard Tremblay	FRA		Porsche 991 Cup MY2017	AM	9	8	4	2:25.335	16.556	14.084	144.2	

Published at:.....

Track Temp: 15.6 °C Air Temp: 10.9 °C Humidity: 53 % Track Status: DRY

Stewards:	Race Director:	Timekeeper: 
------------------	-----------------------	--





Paul Ricard
GT Cup Open Europe
Qualifying - 2 Driver - 2
Lap Analysis



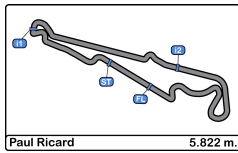
2							10								
1 Marcio Basso Mercedes AMG R							1 Daniel Díaz-Varela Audi R8 LMS								
PROAM							AM								
2 Guilherme Salas Sports and You							2 Manel Cerqueda Baporo Motorsport								
Lap	D	Time	Sector 1	Sector 2	Sector 3	T. Spd	Elapsed	Lap	D	Time	Sector 1	Sector 2	Sector 3	T. Spd	Elapsed
1	2	9:18:13.661	9:16:21.101	48.817	1:03.743		9:18:13.661	1	1	9:18:16.592	9:16:04.819	1:00.365	1:11.408		9:18:16.592
2	2	3:01.862 P	38.846	40.736	1:42.280	232.2	9:21:15.523	2	1	2:29.958	42.554	47.554	59.850	182.7	9:20:46.550
3	2	2:27.566	52.111	39.427	56.028		9:23:43.089	3	1	2:14.614	37.859	40.085	56.670	234.7	9:23:01.164
4	2	2:07.604	35.058	37.977	54.569	241.0	9:25:50.693	4	1	2:11.906	36.474	39.368	56.064	234.7	9:25:13.070
5	2	2:16.171	37.380	42.048	56.743	242.6	9:28:06.864	5	1	2:11.200	36.389	39.131	55.680	233.7	9:27:24.270
6	2	2:06.974	34.884	38.004	54.086	242.6	9:30:13.838	6	1	2:11.116	35.979	38.855	56.282	234.7	9:29:35.386
7	2	2:08.167	34.648	38.024	55.495	242.6	9:32:22.005	7	1	2:10.589	35.925	39.000	55.664	234.7	9:31:45.975
8	2	2:11.063	34.807	37.946	58.310	242.6	9:34:33.068	8	1	2:10.492	35.958	38.982	55.552	235.8	9:33:56.467
9	2		37.137	41.629		244.3		9	1	2:30.240 P	36.099	39.936	1:14.205	236.3	9:36:26.707

3							11								
1 Nicolas Vandierendonck Porsche 991 Cup MY 2018							1 Eugenio Pisani Porsche 991 Cup MY 2018								
AM							SILVER								
2 Filip Teunkens EMG Motorsport							2 Michele Merendino Duell Race								
Lap	D	Time	Sector 1	Sector 2	Sector 3	T. Spd	Elapsed	Lap	D	Time	Sector 1	Sector 2	Sector 3	T. Spd	Elapsed
1	2	9:18:17.227	9:16:09.869	56.979	1:10.379		9:18:17.227	1	2	9:17:45.653	9:16:00.535	46.067	59.051		9:17:45.653
2	2	2:31.491	43.224	48.375	59.892	157.8	9:20:48.718	2	2	2:21.875 P	37.721	39.514	1:04.640	232.7	9:20:07.528
3	2	2:12.829	36.800	39.673	56.356	236.3	9:23:01.547	3	2	4:20.872	2:41.482	42.244	57.146		9:24:28.400
4	2	2:14.703	36.510	40.803	57.390	234.7	9:25:16.250	4	2	2:11.888	36.201	39.321	56.366	232.2	9:26:40.288
5	2	2:12.727	36.306	39.112	57.309	234.7	9:27:28.977	5	2	2:14.256	39.202	39.565	55.489	233.7	9:28:54.544
6	2	2:11.379	36.262	39.048	56.069	235.2	9:29:40.356	6	2	2:10.651	36.206	38.826	55.619	235.2	9:31:05.195
7	2	2:10.833	35.878	39.012	55.943	235.2	9:31:51.189	7	2	2:10.929	36.038	39.294	55.597	234.7	9:33:16.124
8	2	2:26.338	49.086	41.361	55.891	235.8	9:34:17.527	8	2	2:10.056	35.758	38.864	55.434	234.7	9:35:26.180
9	2	2:11.522	35.956	38.673	56.893	236.3	9:36:29.049	9	2		40.280	51.688		234.7	
10	2		40.613	39.403		178.2									

6							12								
1 Hans-Peter Koller Lamborghini Huracan Super Trofeo Evo							1 Glauco Solieri Lamborghini Huracan Super Trofeo Evo								
PROAM							AM								
2 Edoardo Liberati Vincenzo Sospiri Racing							2 Antonelli MotorSport								
Lap	D	Time	Sector 1	Sector 2	Sector 3	T. Spd	Elapsed	Lap	D	Time	Sector 1	Sector 2	Sector 3	T. Spd	Elapsed
1	2	9:18:06.050	9:16:15.968	48.929	1:01.153		9:18:06.050	1		9:21:03.093	9:19:09.000	54.750	59.343	90.8	9:21:03.093
2	2	2:12.900	36.852	39.759	56.289	243.7	9:20:18.950	2		2:10.228	36.069	38.745	55.414	240.5	9:23:13.321
3	2	2:08.584	35.702	38.487	54.395	235.8	9:22:27.534	3		2:08.779	35.565	38.414	54.800	241.0	9:25:22.100
4	2	2:11.163	36.212	38.777	56.174	235.8	9:24:38.697	4			40.568	50.137		225.0	
5	2	2:07.448	35.329	38.005	54.114	238.9	9:26:46.145								
6	2	2:18.528	40.210	42.344	55.974	243.7	9:29:04.673								
7	2	2:06.408	34.853	37.786	53.769	235.8	9:31:11.081								
8	2	2:16.286	38.786	40.888	56.612	238.9	9:33:27.367								
9	2	2:06.870	34.653	37.976	54.241	235.8	9:35:34.237								
10	2		40.871	45.990		217.3									

7							13								
1 Marc De Fulgencio McLaren 570S							1 Jaume Font Porsche 991 Cup MY 2018								
SILVER							AM								
2 Thiago Vivacqua Teo Martin Motorsport							2 Joan Vinyes Baporo Motorsport								
Lap	D	Time	Sector 1	Sector 2	Sector 3	T. Spd	Elapsed	Lap	D	Time	Sector 1	Sector 2	Sector 3	T. Spd	Elapsed
1	1	9:17:58.067	9:16:06.673	48.013	1:03.381		9:17:58.067	1	1	9:19:18.860	9:17:26.079	48.237	1:04.544		9:19:18.860
2	1	2:21.067	39.911	42.269	58.887	228.8	9:20:19.134	2	1	2:14.353	38.070	40.051	56.232	232.2	9:21:33.213
3	1	2:19.178	37.890	39.753	1:01.535	209.3	9:22:38.312	3	1	2:11.637	36.255	39.239	56.143	235.2	9:23:44.850
4	1	2:11.029	36.065	38.985	55.979	247.1	9:24:49.341	4	1	2:11.251	36.103	39.186	55.962	233.2	9:25:56.101
5	1	2:15.461	36.081	41.175	58.205	246.5	9:27:04.802	5	1	2:15.139	36.039	39.477	59.623	234.2	9:28:11.240
6	1	2:10.063	35.897	38.788	55.378	248.8	9:29:14.865	6	1	2:11.276	35.996	39.486	55.794	234.2	9:30:22.516
7	1	2:09.739	35.488	38.800	55.451	247.1	9:31:24.604	7	1	2:11.526	36.299	39.456	55.771	234.2	9:32:34.042
8	1	2:20.171	35.847	45.195	59.129	248.2	9:33:44.775	8	1	2:11.557	36.219	39.412	55.926	234.2	9:34:45.599
9	1	2:30.155 P	37.027	45.738	1:07.390	247.7	9:36:14.930	9	1	2:11.295	36.341	39.388	55.566	235.8	9:36:56.894
								10	1		43.820	54.768		195.6	





Paul Ricard
GT Cup Open Europe
Qualifying - 2 Driver - 2
Lap Analysis



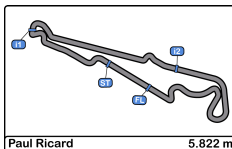
18							34								
1 Guillem Pujeu			McLaren 570S				1 Cédric Mezard			Porsche 991 Cup gen II MY 2018					
SILVER			Teo Martin Motorsport				PROAM			Martinet By Almeras					
2 Faust Salom							2 Steeve Hiesse								
Lap	D	Time	Sector 1	Sector 2	Sector 3	T. Spd	Elapsed	Lap	D	Time	Sector 1	Sector 2	Sector 3	T. Spd	Elapsed
1	2	9:18:14.424	9:16:21.560	49.157	1:03.707		9:18:14.424	1	1	9:18:30.035	9:16:20.688	58.128	1:11.219		9:18:30.035
2	2	2:16.869	38.897	41.128	56.844	235.2	9:20:31.293	2	1	2:22.272	40.615	43.316	58.341	216.8	9:20:52.307
3	2	2:11.248	35.750	39.233	56.265	245.4	9:22:42.541	3	1	2:14.834	37.288	40.206	57.340	235.2	9:23:07.141
4	2	2:10.892	35.826	39.126	55.940	244.3	9:24:53.433	4	1	2:13.633	36.672	39.937	57.024	233.7	9:25:20.774
5	2	2:10.085	35.706	38.675	55.704	244.3	9:27:03.518	5	1	2:13.270	36.718	39.752	56.800	233.7	9:27:34.044
6	2	2:25.275	36.488	47.129	1:01.658	246.5	9:29:28.793	6	1	2:12.774	36.446	39.799	56.529	235.2	9:29:46.818
7	2	2:09.975	35.440	38.743	55.792	246.5	9:31:38.768	7	1	2:12.295	36.503	39.435	56.357	234.2	9:31:59.113
8	2	2:09.647	35.491	38.686	55.470	247.1	9:33:48.415	8	1	2:19.833	39.446	43.983	56.404	235.2	9:34:18.946
9	2	2:33.807 P	35.700	42.955	1:15.152	248.2	9:36:22.222	9	1	2:28.949 P	36.275	39.527	1:13.147	236.3	9:36:47.895

22							37								
1 Niki Leutwiler			Porsche 911 Cup MY 2018				1 John De Wilde			Porsche 991 Cup MY 2018					
AM			Niki Leutwiler / PZ OBERER ZURICKSEE by TFT				AM			EMG Motorsport					
2							2								
Lap	D	Time	Sector 1	Sector 2	Sector 3	T. Spd	Elapsed	Lap	D	Time	Sector 1	Sector 2	Sector 3	T. Spd	Elapsed
1	1	9:17:54.582	9:16:00.218	50.393	1:03.971		9:17:54.582	1	1	9:18:02.353	9:16:05.632	49.453	1:07.268		9:18:02.353
2	1	2:17.870	39.062	42.331	56.477	209.7	9:20:12.452	2	1	2:19.572	40.120	42.454	56.998	203.3	9:20:21.925
3	1	2:10.694	36.276	39.153	55.265	235.8	9:22:23.146	3	1	2:12.111	36.570	39.181	56.360	235.2	9:22:34.036
4	1	2:10.575	35.972	38.990	55.613	234.2	9:24:33.721	4	1	2:11.160	36.073	39.304	55.783	234.2	9:24:45.196
5	1	2:09.457	35.866	38.794	54.797	234.2	9:26:43.178	5	1	2:10.315	35.753	39.094	55.468	233.7	9:26:55.511
6	1	2:09.745	35.696	38.772	55.277	235.8	9:28:52.923	6	1	2:10.309	35.812	38.898	55.599	234.7	9:29:05.820
7	1	2:09.670	35.986	38.633	55.051	234.7	9:31:02.593	7	1	2:11.018	36.010	38.846	56.162	235.2	9:31:16.838
8	1	2:35.939	35.671	59.713	1:00.555	234.7	9:33:38.532	8	1	2:15.325	35.895	40.826	58.604	235.8	9:33:32.163
9	1	2:09.234	35.643	38.846	54.745	235.8	9:35:47.766	9	1	2:09.870	35.741	38.831	55.298	235.2	9:35:42.033
10	1	40.572	46.151		235.8			10	1		43.258	40.940		230.2	

27							71								
1 JP Mauro			Lamborghini Huracan Super Trofeo Evo				1 Pierre Martinet			Porsche 991 Cup MY2017					
AM			Vincenzo Sospiri Racing				AM			Martinet By Almeras					
2 Rodolfo Toni							2 Gérard Tremblay								
Lap	D	Time	Sector 1	Sector 2	Sector 3	T. Spd	Elapsed	Lap	D	Time	Sector 1	Sector 2	Sector 3	T. Spd	Elapsed
1	2	9:18:39.127	9:16:42.450	52.290	1:04.387		9:18:39.127	1	1	9:18:38.152	9:16:26.387	57.464	1:14.301		9:18:38.152
2	2	2:26.123	42.961	45.023	58.139	190.8	9:21:05.250	2	1	2:47.741	48.905	50.838	1:07.998	194.9	9:21:25.893
3	2	2:15.856	38.190	41.209	56.457	242.1	9:23:21.106	3	1	2:31.641	43.544	44.274	1:03.823	232.2	9:23:57.534
4	2	2:12.987	37.441	39.348	56.198	242.1	9:25:34.093	4	1	2:25.335	40.160	42.962	1:02.213	231.2	9:26:22.869
5	2	2:12.430	36.697	39.964	55.769	238.9	9:27:46.523	5	1	2:26.461	40.301	43.233	1:02.927	232.7	9:28:49.330
6	2	2:10.176	36.057	39.060	55.059	239.4	9:29:56.699	6	1	2:29.648	42.028	42.260	1:05.360	232.2	9:31:18.978
7	2	2:08.897	35.803	38.437	54.657	240.5	9:32:05.596	7	1	2:28.762	40.621	44.724	1:03.417	232.2	9:33:47.740
8	2	2:10.824	35.607	39.935	55.282	240.0	9:34:16.420	8	1	2:43.635 P	40.662	44.869	1:18.104	233.7	9:36:31.375
9	2	2:29.655 P	35.648	38.919	1:15.088	242.1	9:36:46.075								

32							81								
1 Fernando Fortes			Mercedes AMG R				1 Lino Curti			Porsche 991 Cup gen II MY 2018					
AM			Three Sixty Racing Team				PROAM			Tsunami RT					
2 Julio Martini							2 Carlo Curti								
Lap	D	Time	Sector 1	Sector 2	Sector 3	T. Spd	Elapsed	Lap	D	Time	Sector 1	Sector 2	Sector 3	T. Spd	Elapsed
1	1	9:18:41.727	9:16:36.584	57.818	1:07.325		9:18:41.727	1	2	9:20:32.460	9:18:18.358	1:01.570	1:12.532		9:20:32.460
2	1	2:36.176	41.884	48.230	1:06.062	190.8	9:21:17.903	2	2	2:12.853	37.376	39.842	55.635	235.8	9:22:45.313
3	1	2:14.505	37.734	40.099	56.672	236.3	9:23:32.408	3	2	2:10.278	36.057	38.949	55.272	234.7	9:24:55.591
4	1	2:11.502	36.216	39.542	55.744		9:25:43.910	4	2	2:10.337	35.948	38.885	55.504	234.2	9:27:05.928
5	1	2:10.574	36.086	39.057	55.431		9:27:54.484	5	2	2:14.582	35.887	39.582	59.113	236.8	9:29:20.510
6	1	2:10.044	35.838	38.982	55.224		9:30:04.528	6	2	2:10.083	35.809	39.238	55.036	234.7	9:31:30.593
7	1	2:09.426	35.764	38.526	55.136		9:32:13.954	7	2	2:10.573	35.955	39.186	55.432	235.8	9:33:41.166
8	1	2:12.750	35.627	38.836	58.287		9:34:26.704	8	2	2:09.735	35.644	38.813	55.278	235.2	9:35:50.901
9	1	2:30.652 P	36.098	40.138	1:14.416		9:36:57.356	9	2		41.919	45.178		235.8	



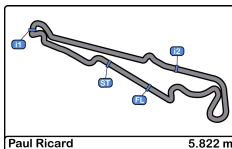


Paul Ricard
GT Cup Open Europe
Qualifying - 2 Driver - 2
Best Sectors Results



Sector - 1				Sector - 2				Sector - 3				Ideal Lap vs Best Lap				
Clas	Nº	Driver	Time	Nº	Driver	Time	Nº	Driver	Time	Clas	Nº	Driver	Ideal Lap	Best Lap	Clas	
1	2	Guilherme Salas	34.648	6	Edoardo Liberati	37.786	6	Edoardo Liberati	53.769	1	6	Edoardo Liberati	2:06.208	2:06.408	1	
2	6	Edoardo Liberati	34.653	2	Guilherme Salas	37.946	2	Guilherme Salas	54.086	2	2	Guilherme Salas	2:06.680	2:06.974	2	
3	18	Faust Salom	35.440	12	Glauco Solieri	38.414	27	Rodolfo Toni	54.657	3	27	Rodolfo Toni	2:08.701	2:08.897	4	
4	7	Marc De Fulgencio	35.488	27	Rodolfo Toni	38.437	22	Niki Leutwiler	54.745	4	12	Glauco Solieri	2:08.779	2:08.779	3	
5	12	Glauco Solieri	35.565	32	Fernando Fortes	38.526	12	Glauco Solieri	54.800	5	22	Niki Leutwiler	2:09.021	2:09.234	5	
6	27	Rodolfo Toni	35.607	22	Niki Leutwiler	38.633	81	Carlo Curti	55.036	6	32	Fernando Fortes	2:09.289	2:09.426	6	
7	32	Fernando Fortes	35.627	3	Filip Teunkens	38.673	32	Fernando Fortes	55.136	7	81	Carlo Curti	2:09.493	2:09.735	8	
8	22	Niki Leutwiler	35.643	18	Faust Salom	38.675	37	John De Wilde	55.298	8	18	Faust Salom	2:09.585	2:09.647	7	
9	81	Carlo Curti	35.644	7	Marc De Fulgencio	38.788	7	Marc De Fulgencio	55.378	9	7	Marc De Fulgencio	2:09.654	2:09.739	9	
10	37	John De Wilde	35.741	81	Carlo Curti	38.813	11	Michele Merendino	55.434	10	37	John De Wilde	2:09.870	2:09.870	10	
11	11	Michele Merendino	35.758	11	Michele Merendino	38.826	18	Faust Salom	55.470	11	11	Michele Merendino	2:10.018	2:10.056	11	
12	3	Filip Teunkens	35.878	37	John De Wilde	38.831	10	Daniel Díaz-Varela	55.552	12	10	Daniel Díaz-Varela	2:10.332	2:10.492	12	
13	10	Daniel Díaz-Varela	35.925	10	Daniel Díaz-Varela	38.855	13	Jaume Font	55.566	13	3	Filip Teunkens	2:10.442	2:10.833	13	
14	13	Jaume Font	35.996	13	Jaume Font	39.186	3	Filip Teunkens	55.891	14	13	Jaume Font	2:10.748	2:11.251	14	
15	34	Cédric Mezard	36.275	34	Cédric Mezard	39.435	34	Cédric Mezard	56.357	15	34	Cédric Mezard	2:12.067	2:12.295	15	
16	71	Pierre Martinet	40.160	71	Pierre Martinet	42.260	71	Pierre Martinet	1:02.213	16	71	Pierre Martinet	2:24.633	2:25.335	16	





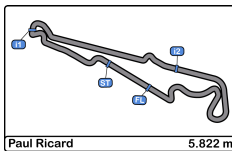
Paul Ricard
GT Cup Open Europe
Qualifying - 2 Driver - 2
Best 5 Lap Times



Paul Ricard 5.822 m.

Cl	N°	Entrant/Team	Nat	Driver 1	Nat	Status	Driver 2	Nat	Status	Vehicle	Cat	Cl	Best 1		Best 2		Best 3		Best 4		Best 5	
													Time	Lap	Time	Lap	Time	Lap	Time	Lap	Time	Lap
1	6	Vincenzo Sospiri Racing	ITA	Hans-Peter Koller	ITA	OK	<u>Edoardo Liberati</u>	ITA	OK	Lamborghini Huracan Super	PROAM	1	2:06.408	7	2:06.870	9	2:07.448	5	2:08.584	3	2:11.163	4
2	2	Sports and You	PRT	Marcio Basso	BRA	OK	<u>Guilherme Salas</u>	BRA	OK	Mercedes AMG R	PROAM	2	2:06.974	6	2:07.604	4	2:08.167	7	2:11.063	8	2:16.171	5
3	12	Antonelli MotorSport	ITA	Glauco Solieri	ITA	OK				Lamborghini Huracan Super	AM	1	2:08.779	3	2:10.228	2						
4	27	Vincenzo Sospiri Racing	ITA	JP Mauro	BRA	OK	<u>Rodolfo Toni</u>	BRA	OK	Lamborghini Huracan Super	AM	2	2:08.897	7	2:10.176	6	2:10.824	8	2:12.430	5	2:12.987	4
5	22	Niki Leutwiler / PZ OBERER	CHE	Niki Leutwiler	CHE	OK				Porsche 911 Cup MY 201	AM	3	2:09.234	9	2:09.457	5	2:09.670	7	2:09.745	6	2:10.575	4
6	32	Three Sixty Racing Team	ESP	<u>Fernando Fortes</u>	BRA	OK	Julio Martini	BRA	OK	Mercedes AMG R	AM	4	2:09.426	7	2:10.044	6	2:10.574	5	2:11.502	4	2:12.750	8
7	18	Teo Martin Motorsport	ESP	Guillem Pujeu	ESP	OK	<u>Faust Salom</u>	ESP	OK	McLaren 570S	SILVER	1	2:09.647	8	2:09.975	7	2:10.085	5	2:10.892	4	2:11.248	3
8	81	Tsunami RT	ITA	Lino Curti	ITA	OK	<u>Carlo Curti</u>	ITA	OK	Porsche 991 Cup gen II MY	PROAM	3	2:09.735	8	2:10.083	6	2:10.278	3	2:10.337	4	2:10.573	7
9	7	Teo Martin Motorsport	ESP	<u>Marc De Fulgencio</u>	ESP	OK	Thiago Vivacqua	BRA	OK	McLaren 570S	SILVER	2	2:09.739	7	2:10.063	6	2:11.029	4	2:15.461	5	2:19.178	3
10	37	EMG Motorsport	BEL	John De Wilde	BEL	OK				Porsche 991 Cup MY 201	AM	5	2:09.870	9	2:10.309	6	2:10.315	5	2:11.018	7	2:12.111	3
11	11	Duell Race	ITA	Eugenio Pisani	ITA	OK	<u>Michele Merendino</u>	ITA	OK	Porsche 991 Cup MY 201	SILVER	3	2:10.056	8	2:10.651	6	2:10.929	7	2:11.888	4	2:14.256	5
12	10	Baporo Motorsport	ESP	<u>Daniel Diaz-Varela</u>	ESP	OK	Manel Cerqueda	AND	OK	Audi R8 LMS	AM	6	2:10.492	8	2:10.589	7	2:11.116	6	2:11.200	5	2:11.906	4
13	3	EMG Motorsport	BEL	Nicolas Vandierendonck	BEL	OK	<u>Filip Teunkens</u>	BEL	OK	Porsche 991 Cup MY 201	AM	7	2:10.833	7	2:11.379	6	2:11.522	9	2:12.727	5	2:12.829	3
14	13	Baporo Motorsport	ESP	<u>Jaume Font</u>	ESP	OK	Joan Vinyes	AND	OK	Porsche 991 Cup MY 201	AM	8	2:11.251	4	2:11.276	6	2:11.295	9	2:11.526	7	2:11.557	8
15	34	Martinet By Almeras	FRA	<u>Cédric Mezard</u>	FRA	OK	Steeve Hiesse	FRA	OK	Porsche 991 Cup gen II MY	PROAM	4	2:12.295	7	2:12.774	6	2:13.270	5	2:14.834	3	2:19.833	8
16	71	Martinet By Almeras	FRA	<u>Pierre Martinet</u>	FRA	OK	Gérard Tremblay	FRA	OK	Porsche 991 Cup MY2017	AM	9	2:25.335	4	2:26.461	5	2:28.762	7	2:29.648	6	2:31.641	3





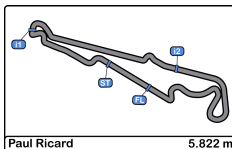
Paul Ricard
GT Cup Open Europe
Qualifying - 2 Driver - 2
Best 5 Top Speeds



Paul Ricard 5.822 m.

Cl	Nº	Entrant/Team	Nat	Driver 1	Nat	Status	Driver 2	Nat	Status	Vehicle	Cat	Cl	Top 1		Top 2		Top 3		Top 4		Top 5		Avg	
													Km/h	Lap	Km/h	Lap	Km/h	Lap	Km/h	Lap	Km/h	Lap		Km/h
1	7	Teo Martin Motorsport	ESP	Marc De Fulgencio	ESP		Thiago Vivacqua	BRA		McLaren 570S	SILVER	1	248.8	6	248.2	8	247.7	9	247.1	4	247.1	7	247.8	
2	18	Teo Martin Motorsport	ESP	Guillem Pujeu	ESP		Faust Salom	ESP		McLaren 570S	SILVER	2	248.2	9	247.1	8	246.5	6	246.5	7	245.4	3	246.8	
3	2	Sports and You	PRT	Marcio Basso	BRA		Guilherme Salas	BRA		Mercedes AMG R	PROAM	1	244.3	9	242.6	5	242.6	6	242.6	7	242.6	8	243.0	
4	6	Vincenzo Sospiri Racing	ITA	Hans-Peter Koller	CHE		Edoardo Liberati	ITA		Lamborghini Huracan Super	PROAM	2	243.7	2	243.7	6	238.9	5	238.9	8	235.8	3	240.2	
5	27	Vincenzo Sospiri Racing	ITA	JP Mauro	BRA		Rodolfo Toni	BRA		Lamborghini Huracan Super	AM	1	242.1	3	242.1	4	242.1	9	240.5	7	240.0	8	241.3	
6	12	Antonelli MotorSport	ITA	Glauco Solieri	ITA					Lamborghini Huracan Super	AM	2	241.0	3	240.5	2	225.0	4	90.8	1			199.3	
7	81	Tsunami RT	ITA	Lino Curti	ITA		Carlo Curti	ITA		Porsche 991 Cup gen II MY	PROAM	3	236.8	5	235.8	2	235.8	7	235.8	9	235.2	8	235.9	
8	3	EMG Motorsport	BEL	Nicolas Vandierendonck	BEL		Filip Teunkens	BEL		Porsche 991 Cup MY 201	AM	3	236.3	3	236.3	9	235.8	8	235.2	6	235.2	7	235.8	
9	10	Baporo Motorsport	ESP	Daniel Diaz-Varela	ESP		Manel Cerqueda	AND		Audi R8 LMS	AM	4	236.3	9	235.8	8	234.7	3	234.7	4	234.7	6	235.2	
10	32	Three Sixty Racing Team	ESP	Fernando Fortes	BRA		Julio Martini	BRA		Mercedes AMG R	AM	5	236.3	3	190.8	2								213.5
11	34	Martinet By Almeras	FRA	Cédric Mezard	FRA		Steeve Hiesse	FRA		Porsche 991 Cup gen II MY	PROAM	4	236.3	9	235.2	3	235.2	6	235.2	8	234.2	7	235.2	
12	13	Baporo Motorsport	ESP	Jaume Font	ESP		Joan Vinyes	AND		Porsche 991 Cup MY 201	AM	6	235.8	9	235.2	3	234.2	5	234.2	6	234.2	7	234.7	
13	22	Niki Leutwiler / PZ OBERER	CHE	Niki Leutwiler	CHE					Porsche 911 Cup MY 201	AM	7	235.8	3	235.8	6	235.8	9	235.8	10	234.7	7	235.6	
14	37	EMG Motorsport	BEL	John De Wilde	BEL					Porsche 991 Cup MY 201	AM	8	235.8	8	235.2	3	235.2	7	235.2	9	234.7	6	235.2	
15	11	Duell Race	ITA	Eugenio Pisani	ITA		Michele Merendino	ITA		Porsche 991 Cup MY 201	SILVER	3	235.2	6	234.7	7	234.7	8	234.7	9	233.7	5	234.6	
16	71	Martinet By Almeras	FRA	Pierre Martinet	FRA		Gérard Tremblay	FRA		Porsche 991 Cup MY2017	AM	9	233.7	8	232.7	5	232.2	3	232.2	6	232.2	7	232.6	



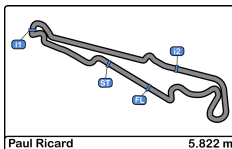


Paul Ricard
GT Cup Open Europe
Qualifying - 2 Driver - 2
Fastest Laps Sequence



Lap	Time of Day	Session Time	Nº	Entrant/Team	Nat	Driver 1	Nat	Status	Driver 2	Nat	Status	Vehicle	Cat	Time	Km/h
2	9:20:07.528	5:07.528	11	Duell Race	ITA	Eugenio Pisani	ITA		<u>Michele Merendino</u>	ITA		Porsche 991 Cup MY 2018	SILVER	2:21.875	147.7
2	9:20:12.452	5:12.452	22	Niki Leutwiler / PZ OBERER	CHE	Niki Leutwiler	CHE					Porsche 911 Cup MY 2018	AM	2:17.870	152.0
2	9:20:18.950	5:18.950	6	Vincenzo Sospiri Racing	ITA	Hans-Peter Koller	CHE		<u>Edoardo Liberati</u>	ITA		Lamborghini Huracan	PROAM	2:12.900	157.7
3	9:22:23.146	7:23.146	22	Niki Leutwiler / PZ OBERER	CHE	Niki Leutwiler	CHE					Porsche 911 Cup MY 2018	AM	2:10.694	160.3
3	9:22:27.534	7:27.534	6	Vincenzo Sospiri Racing	ITA	Hans-Peter Koller	CHE		<u>Edoardo Liberati</u>	ITA		Lamborghini Huracan	PROAM	2:08.584	163.0
4	9:25:50.693	10:50.693	2	Sports and You	PRT	Marcio Basso	BRA		<u>Guilherme Salas</u>	BRA		Mercedes AMG R	PROAM	2:07.604	164.2
5	9:26:46.145	11:46.145	6	Vincenzo Sospiri Racing	ITA	Hans-Peter Koller	CHE		<u>Edoardo Liberati</u>	ITA		Lamborghini Huracan	PROAM	2:07.448	164.4
6	9:30:13.838	15:13.838	2	Sports and You	PRT	Marcio Basso	BRA		<u>Guilherme Salas</u>	BRA		Mercedes AMG R	PROAM	2:06.974	165.0
7	9:31:11.081	16:11.081	6	Vincenzo Sospiri Racing	ITA	Hans-Peter Koller	CHE		<u>Edoardo Liberati</u>	ITA		Lamborghini Huracan	PROAM	2:06.408	165.8



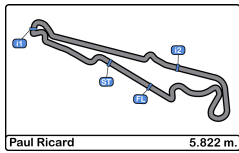


Paul Ricard
GT Cup Open Europe
Qualifying - 2 Driver - 2
Event Best Maximum Speed



Nº	Entrant/Team	Nat	Driver 1	Nat	Status	Driver 2	Nat	Status	Vehicle	Cat	Km/h	Session
12	Antonelli MotorSport	ITA	Glauco Solieri	ITA	-			-	Lamborghini Huracan	AM	00.0	Race - 1
7	Teo Martin Motorsport	ESP	Marc De Fulgencio	ESP		Thiago Vivacqua	BRA		McLaren 570S	SILVER	248.8	Qualifying - 2 Driver - 2
18	Teo Martin Motorsport	ESP	Guillem Pujeu	ESP		Faust Salom	ESP		McLaren 570S	SILVER	248.2	Qualifying - 2 Driver - 2
6	Vincenzo Sospiri Racing	ITA	Hans-Peter Koller	CHE		Edoardo Liberati	ITA		Lamborghini Huracan	PROAM	245.4	Free Practice - 2
2	Sports and You	PRT	Marcio Basso	BRA		Guilherme Salas	BRA		Mercedes AMG R	PROAM	244.3	Qualifying - 2 Driver - 2
27	Vincenzo Sospiri Racing	ITA	JP Mauro	BRA		Rodolfo Toni	BRA		Lamborghini Huracan	AM	242.1	Qualifying - 2 Driver - 2
10	Baporo Motorsport	ESP	Daniel Díaz-Varela	ESP		Manel Cerqueda	AND		Audi R8 LMS	AM	240.0	Race - 1
13	Baporo Motorsport	ESP	Jaume Font	ESP		Joan Vinyes	AND		Porsche 991 Cup MY 2018	AM	238.9	Race - 1
32	Three Sixty Racing Team	ESP	Fernando Fortes	BRA		Julio Martini	BRA		Mercedes AMG R	AM	237.8	Free Practice - 1
37	EMG Motorsport	BEL	John De Wilde	BEL				-	Porsche 991 Cup MY 2018	AM	237.3	Race - 1
81	Tsunami RT	ITA	Lino Curti	ITA		Carlo Curti	ITA		Porsche 991 Cup gen II	PROAM	236.8	Race - 1
34	Martinet By Almeras	FRA	Cédric Mezard	FRA		Steeve Hiesse	FRA		Porsche 991 Cup gen II	PROAM	236.8	Race - 1
3	EMG Motorsport	BEL	Nicolas Vandierendonck	BEL		Filip Teunkens	BEL		Porsche 991 Cup MY 2018	AM	236.3	Race - 1
22	Niki Leutwiler / PZ OBERER	CHE	Niki Leutwiler	CHE				-	Porsche 911 Cup MY 2018	AM	235.8	Qualifying - 2 Driver - 2
71	Martinet By Almeras	FRA	Pierre Martinet	FRA		Gérard Tremblay	FRA		Porsche 991 Cup MY2017	AM	235.2	Free Practice - 2
11	Duell Race	ITA	Eugenio Pisani	ITA		Michele Merendino	ITA		Porsche 991 Cup MY 2018	SILVER	235.2	Qualifying - 2 Driver - 2
15	Duell Race	ITA	Fernando Navarrete	ESP		Fernando Navarrete Jr	ESP		Porsche 991 Cup MY 2018	PROAM	233.2	Race - 1





Paul Ricard
GT Cup Open Europe
Qualifying - 2 Driver - 2
Pit Stop Analysis



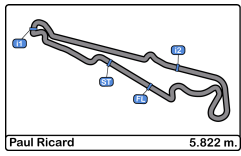
2 Marcio Basso PROAM Sports and You
 Guilherme Salas Mercedes AMG R

Nr.	In Day Time	In Time	Out Time	Pit Time	T. Pit Time	Handicap	Penalty
1	9:20:26.917	9:20:26.917	9:21:32.140	1:05.223	1:05.223		

11 Eugenio Pisani SILVER Duell Race
 Michele Merendino Porsche 991 Cup MY 2018

Nr.	In Day Time	In Time	Out Time	Pit Time	T. Pit Time	Handicap	Penalty
1	9:19:58.908	9:19:58.908	9:22:05.495	2:06.587	2:06.587		

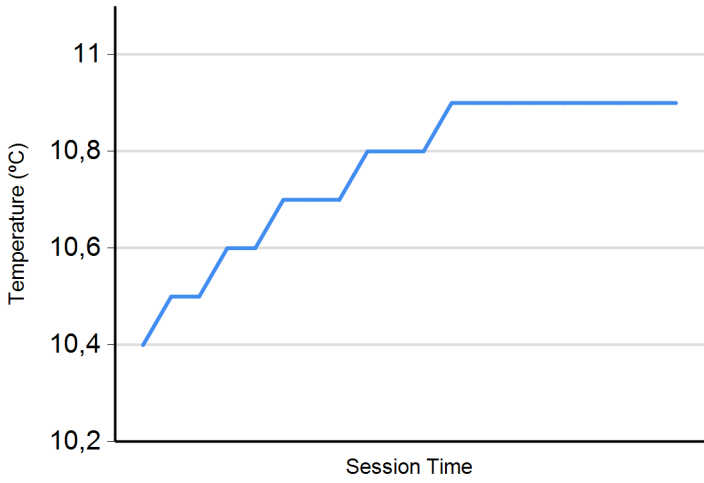




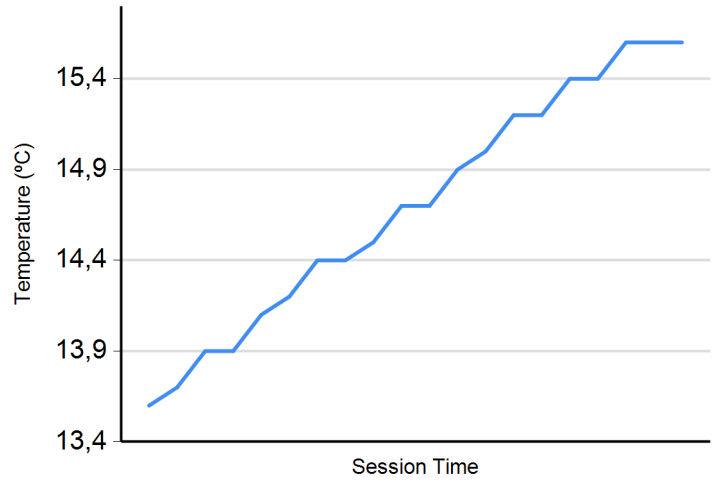
Paul Ricard
GT Cup Open Europe
Qualifying - 2 Driver - 2
Weather Report



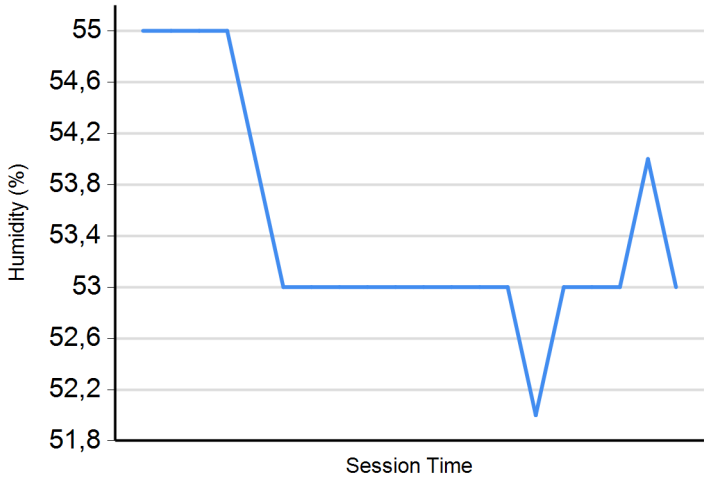
Air Temperature



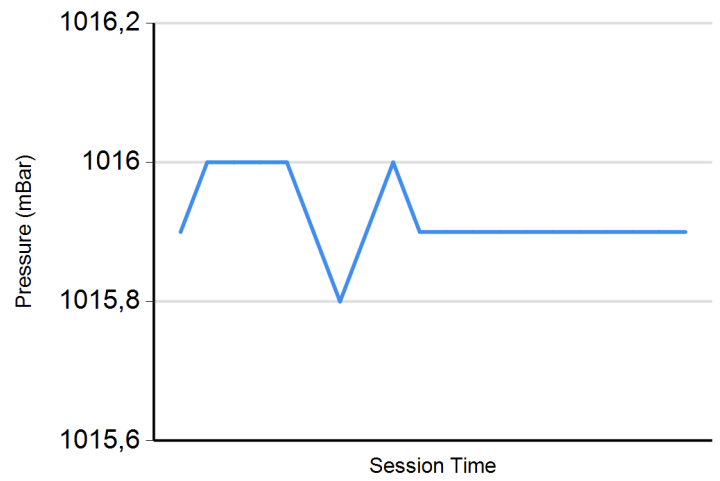
Track Temperature



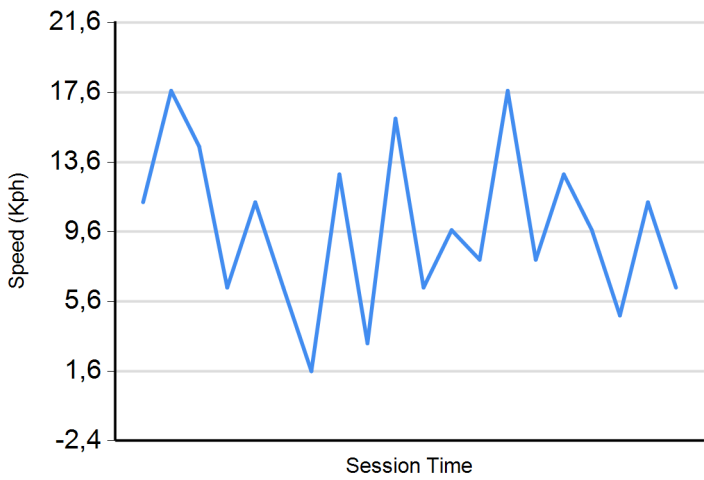
Humidity



Pressure



Wind Speed



Wind direction

North = 0°/360° Est = 90° South = 180° West = 270°

