

Paul Ricard
GT Cup Open Europe
Race - 1
Provisional Results



Cls	Nº	Entrant/Team	Nat	Driver 1	Nat	Status	Driver 2	Nat	Status	Vehicle	Cat	Cl	Laps	Total Time	Gap	Interval	Km/h	Best	Time	Km/h
1	6	Vincenzo Sospiri Racing	ITA	Hans-Peter Koller	CHE		Edoardo Liberati	ITA		Lamborghini Huracan Super	PROAM	1	25	55:37.152			157.0	24	2:09.432	161.9
2	27	Vincenzo Sospiri Racing	ITA	JP Mauro	BRA		Rodolfo Toni	BRA		Lamborghini Huracan Super	AM	1	25	55:37.820	0.668	0.668	156.9	25	2:09.265	162.1
3	22	Niki Leutwiler / PZ OBERER	CHE	Niki Leutwiler	CHE					Porsche 911 Cup MY 2018	AM	2	25	55:58.192	21.040	20.372	156.0	5	2:10.416	160.7
4	2	Sports and You	PRT	Marcio Basso	BRA		Guilherme Salas	BRA		Mercedes AMG R	PROAM	2	25	56:03.498	26.346	5.306	155.7	25	2:07.784	164.0
5	7	Teo Martin Motorsport	ESP	Marc De Fulgencio	ESP		Thiago Vivacqua	BRA		McLaren 570S	SILVER	1	25	56:19.746	42.594	16.248	155.0	8	2:10.858	160.1
6	37	EMG Motorsport	BEL	John De Wilde	BEL					Porsche 991 Cup MY 2018	AM	3	25	56:26.137	48.985	6.391	154.7	10	2:11.024	159.9
7	13	Baporo Motorsport	ESP	Juame Font	ESP		Joan Vinyes	AND		Porsche 991 Cup MY 2018	AM	4	25	56:27.176	50.024	1.039	154.6	7	2:10.757	160.2
8	10	Baporo Motorsport	ESP	Daniel Díaz-Varela	ESP		Manel Cerqueda	AND		Audi R8 LMS	AM	5	25	56:27.789	50.637	0.613	154.6	10	2:10.875	160.1
9	18	Teo Martin Motorsport	ESP	Guillem Pujeu	ESP		Faust Salom	ESP		McLaren 570S	SILVER	2	25	56:30.557	53.405	2.768	154.5	2	2:10.799	160.2
10	81	Tsunami RT	ITA	Lino Curti	ITA		Carlo Curti	ITA		Porsche 991 Cup gen II MY	PROAM	3	25	56:35.781	58.629	5.224	154.3	10	2:10.056	161.1
11	3	EMG Motorsport	BEL	Nicolas Vandierendonck	BEL		Filip Teunkens	BEL		Porsche 991 Cup MY 2018	AM	6	25	56:56.990	1:19.838	21.209	153.3	22	2:11.848	158.9
12	32	Three Sixty Racing Team	ESP	Fernando Fortes	BRA		Julio Martini	BRA		Mercedes AMG R	AM	7	25	57:18.307	1:41.155	21.317	152.3	19	2:11.112	159.8
13	12	Antonelli MotorSport	ITA	Glauco Solieri	ITA					Lamborghini Huracan Super	AM	8	23	51:42.239	2 Laps	2 Laps	155.3	10	2:09.372	162.0
14	71	Martinet By Almeras	FRA	Pierre Martinet	FRA		Gérard Tremblay	FRA		Porsche 991 Cup MY2017	AM	9	23	56:54.791	2 Laps	5:12.552	141.1	3	2:15.727	154.4
Not classified: (Requirements: 75% of number laps of leader = 19 Laps)																				
	34	Martinet By Almeras	FRA	Cédric Mezard	FRA		Steeve Hiesse	FRA		Porsche 991 Cup gen II MY	PROAM	4	18	51:47.289	7 Laps	5 Laps	121.4	9	2:11.025	159.9
	15	Duell Race	ITA	Fernando Navarrete	ESP		Fernando Navarrete Jr	ESP		Porsche 991 Cup MY 2018	PROAM	5	17	39:33.614	8 Laps	1 Lap	150.1	5	2:10.679	160.3
	11	Duell Race	ITA	Eugenio Pisani	ITA		Michele Merendino	ITA		Porsche 991 Cup MY 2018	SILVER	3	4	9:05.107	21 Laps	13 Laps	153.7	3	2:11.968	158.8

Fastest lap Basso - Salas in 2:07.784 at 164.0 Km/h in lap 25

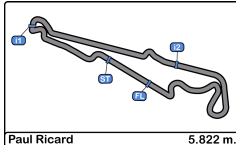
CAR 3 5 SEC TIME PENALTY TO BE ADDED AFTER THE RACE CAUSING A COLLISION
CAR 12 11 SEC TIME PENALTY TO BE ADDED AFTER THE RACE LESS TIME HANDICAP

Published at:.....

Track Temp: **34.1 °C** Air Temp: **16.8 °C** Humidity: **46 %** Track Status: **DRY**

Stewards:	Race Director:	Timekeeper:
------------------	-----------------------	--------------------





Paul Ricard
GT Cup Open Europe
Race - 1
Provisional Results by Class



Cls	Nº	Entrant/Team	Nat	Driver 1	Nat	Status	Driver 2	Nat	Status	Vehicle	Cat	Cl	Laps	Total Time	Gap	Interval	Km/h	Best	Time	Km/h
SILVER																				
1	7	Teo Martin Motorsport	ESP	Marc De Fulgencio	ESP		<u>Thiago Vivacqua</u>	BRA		McLaren 570S	SILVER	1	25	56:19.746			155.0	8	2:10.858	160.1
2	18	Teo Martin Motorsport	ESP	<u>Guillem Pujeu</u>	ESP		Faust Salom	ESP		McLaren 570S	SILVER	2	25	56:30.557	53.405	10.811	154.5	2	2:10.799	160.2
Not classified: (Requirements: 75% of number laps of leader = 19 Laps)																				
	11	Duell Race	ITA	<u>Eugenio Pisani</u>	ITA		Michele Merendino	ITA		Porsche 991 Cup MY 201	SILVER	3	4	9:05.107	21 Laps	21 Laps	153.7	3	2:11.968	158.8
PROAM																				
1	6	Vincenzo Sospiri Racing	ITA	<u>Hans-Peter Koller</u>	CHE		Edoardo Liberati	ITA		Lamborghini Huracan Sup	PROAM	1	25	55:37.152			157.0	24	2:09.432	161.9
2	2	Sports and You	PRT	<u>Marcio Basso</u>	BRA		Guilherme Salas	BRA		Mercedes AMG R	PROAM	2	25	56:03.498	26.346	26.346	155.7	25	2:07.784	164.0
3	81	Tsunami RT	ITA	<u>Lino Curti</u>	ITA		Carlo Curti	ITA		Porsche 991 Cup gen II M	PROAM	3	25	56:35.781	58.629	32.283	154.3	10	2:10.056	161.1
Not classified: (Requirements: 75% of number laps of leader = 19 Laps)																				
	34	Martinet By Almeras	FRA	Cédric Mezard	FRA		<u>Steeve Hiesse</u>	FRA		Porsche 991 Cup gen II M	PROAM	4	18	51:47.289	7 Laps	7 Laps	121.4	9	2:11.025	159.9
	15	Duell Race	ITA	Fernando Navarrete	ESP		<u>Fernando Navarrete Jr</u>	ESP		Porsche 991 Cup MY 201	PROAM	5	17	39:33.614	8 Laps	1 Lap	150.1	5	2:10.679	160.3
AM																				
1	27	Vincenzo Sospiri Racing	ITA	<u>JP Mauro</u>	BRA		Rodolfo Toni	BRA		Lamborghini Huracan Sup	AM	1	25	55:37.820			156.9	25	2:09.265	162.1
2	22	Niki Leutwiler / PZ OBERER	CHE	Niki Leutwiler	CHE					Porsche 911 Cup MY 201	AM	2	25	55:58.192	21.040	20.372	156.0	5	2:10.416	160.7
3	37	EMG Motorsport	BEL	John De Wilde	BEL					Porsche 991 Cup MY 201	AM	3	25	56:26.137	48.985	27.945	154.7	10	2:11.024	159.9
4	13	Baporo Motorsport	ESP	Juame Font	ESP		<u>Joan Vinyes</u>	AND		Porsche 991 Cup MY 201	AM	4	25	56:27.176	50.024	1.039	154.6	7	2:10.757	160.2
5	10	Baporo Motorsport	ESP	Daniel Díaz-Varela	ESP		<u>Manel Cerqueda</u>	AND		Audi R8 LMS	AM	5	25	56:27.789	50.637	0.613	154.6	10	2:10.875	160.1
6	3	EMG Motorsport	BEL	<u>Nicolas Vandierendonck</u>	BEL		Filip Teunkens	BEL		Porsche 991 Cup MY 201	AM	6	25	56:56.990	1:19.838	29.201	153.3	22	2:11.848	158.9
7	32	Three Sixty Racing Team	ESP	Fernando Fortes	BRA		<u>Julio Martini</u>	BRA		Mercedes AMG R	AM	7	25	57:18.307	1:41.155	21.317	152.3	19	2:11.112	159.8
8	12	Antonelli MotorSport	ITA	Glauco Solieri	ITA					Lamborghini Huracan Sup	AM	8	23	51:42.239	2 Laps	2 Laps	155.3	10	2:09.372	162.0
9	71	Martinet By Almeras	FRA	Pierre Martinet	FRA		<u>Gérard Tremblay</u>	FRA		Porsche 991 Cup MY2017	AM	9	23	56:54.791	2 Laps	5:12.552	141.1	3	2:15.727	154.4

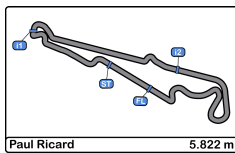
Fastest lap Basso - Salas in 2:07.784 at 164.0 Km/h in lap 25

Published at:.....

Track Temp: **34.1 °C** Air Temp: **16.8 °C** Humidity: **46 %** Track Status: **DRY**

Stewards:	Race Director:	Timekeeper:
------------------	-----------------------	--------------------





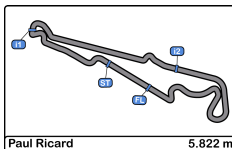
Paul Ricard
GT Cup Open Europe
Race - 1



Provisional Classification by Driver Fastest Lap

Cl	N°	Entrant/Team	Nat	Vehicle	Driver	Nat	Status	Cat	Cl	Laps	Best	Time	Gap	Interval	Km/h
1	2	Sports and You		Mercedes AMG R	Guilherme Salas		PROAM	PROAM	1	15	15	2:07.784			164.0
2	27	Vincenzo Sospiri Racing		Lamborghini Huracan Su	Rodolfo Toni		AM	AM	1	12	12	2:09.265	1.481	1.481	162.1
3	12	Antonelli MotorSport		Lamborghini Huracan Su	Glauco Solieri		AM	AM	2	23	10	2:09.372	1.588	0.107	162.0
4	6	Vincenzo Sospiri Racing		Lamborghini Huracan Su	Edoardo Liberati		PROAM	PROAM	2	11	10	2:09.432	1.648	0.060	161.9
5	27	Vincenzo Sospiri Racing		Lamborghini Huracan Su	JP Mauro		AM	AM	3	13	6	2:09.485	1.701	0.053	161.8
6	81	Tsunami RT		Porsche 991 Cup gen II	Lino Curti		PROAM	PROAM	3	13	10	2:10.056	2.272	0.571	161.1
7	6	Vincenzo Sospiri Racing		Lamborghini Huracan Su	Hans-Peter Koller		PROAM	PROAM	4	14	13	2:10.195	2.411	0.139	160.9
8	22	Niki Leutwiler / PZ OBERER Z		Porsche 911 Cup MY 201	Niki Leutwiler		AM	AM	4	25	5	2:10.416	2.632	0.221	160.7
9	15	Duell Race		Porsche 991 Cup MY 201	Fernando Navarrete		PROAM	PROAM	5	14	5	2:10.679	2.895	0.263	160.3
10	13	Baporo Motorsport		Porsche 991 Cup MY 201	Joan Vinyes		AM	AM	5	14	7	2:10.757	2.973	0.078	160.2
11	18	Teo Martin Motorsport		McLaren 570S	Guillem Pujeu		SILVER	SILVER	1	12	2	2:10.799	3.015	0.042	160.2
12	18	Teo Martin Motorsport		McLaren 570S	Faust Salom		SILVER	SILVER	2	13	12	2:10.823	3.039	0.024	160.2
13	7	Teo Martin Motorsport		McLaren 570S	Thiago Vivacqua		SILVER	SILVER	3	14	8	2:10.858	3.074	0.035	160.1
14	10	Baporo Motorsport		Audi R8 LMS	Manel Cerqueda		AM	AM	6	13	10	2:10.875	3.091	0.017	160.1
15	37	EMG Motorsport		Porsche 991 Cup MY 201	John De Wilde		AM	AM	7	25	10	2:11.024	3.240	0.149	159.9
16	34	Martinet By Almeras		Porsche 991 Cup gen II	Steeve Hiesse		PROAM	PROAM	6	14	9	2:11.025	3.241	0.001	159.9
17	10	Baporo Motorsport		Audi R8 LMS	Daniel Díaz-Varela		AM	AM	8	12	12	2:11.101	3.317	0.076	159.8
18	32	Three Sixty Racing Team		Mercedes AMG R	Fernando Fortes		AM	AM	9	15	9	2:11.112	3.328	0.011	159.8
19	81	Tsunami RT		Porsche 991 Cup gen II	Carlo Curti		PROAM	PROAM	7	12	11	2:11.282	3.498	0.170	159.6
20	7	Teo Martin Motorsport		McLaren 570S	Marc De Fulgencio		SILVER	SILVER	4	11	10	2:11.354	3.570	0.072	159.5
21	13	Baporo Motorsport		Porsche 991 Cup MY 201	Juame Font		AM	AM	10	11	11	2:11.581	3.797	0.227	159.2
22	2	Sports and You		Mercedes AMG R	Marcio Basso		PROAM	PROAM	8	10	6	2:11.832	4.048	0.251	158.9
23	3	EMG Motorsport		Porsche 991 Cup MY 201	Filip Teunkens		AM	AM	11	13	10	2:11.848	4.064	0.016	158.9
24	11	Duell Race		Porsche 991 Cup MY 201	Eugenio Pisani		SILVER	SILVER	5	4	3	2:11.968	4.184	0.120	158.8
25	3	EMG Motorsport		Porsche 991 Cup MY 201	Nicolas Vandierendo		AM	AM	12	12	6	2:12.294	4.510	0.326	158.4
26	32	Three Sixty Racing Team		Mercedes AMG R	Julio Martini		AM	AM	13	10	3	2:15.314	7.530	3.020	154.8
27	71	Martinet By Almeras		Porsche 991 Cup MY201	G�rard Tremblay		AM	AM	14	12	3	2:15.727	7.943	0.413	154.4
28	15	Duell Race		Porsche 991 Cup MY 201	Fernando Navarrete		PROAM	PROAM	9	3	3	2:20.543	12.759	4.816	149.1
29	34	Martinet By Almeras		Porsche 991 Cup gen II	C�dric Mezard		PROAM	PROAM	10	4	4	2:24.431	16.647	3.888	145.1
30	71	Martinet By Almeras		Porsche 991 Cup MY201	Pierre Martinet		AM	AM	15	11	6	2:26.272	18.488	1.841	143.2





Paul Ricard
GT Cup Open Europe

Race - 1

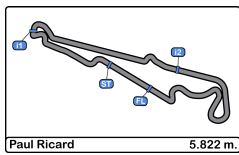
Distance and Speed Average

Paul Ricard 5.822 m.



Cls	Nº	Entrant/Team	Nat	Driver 1	Nat	Status	Driver 2	Nat	Status	Vehicle	Cat	Cls	Laps	Distance	Total Time	Km/h
1	6	Vincenzo Sospiri Racing	ITA	<u>Hans-Peter Koller</u>	CHE		Edoardo Liberati	ITA		Lamborghini Huracan Supe	PROAM	1	25	145.55	55:37.152	157.0
2	27	Vincenzo Sospiri Racing	ITA	<u>JP Mauro</u>	BRA		Rodolfo Toni	BRA		Lamborghini Huracan Supe	AM	1	25	145.55	55:37.820	156.9
3	22	Niki Leutwiler / PZ OBERER Z	CHE	Niki Leutwiler	CHE					Porsche 911 Cup MY 2018	AM	2	25	145.55	55:58.192	156.0
4	2	Sports and You	PRT	<u>Marcio Basso</u>	BRA		Guilherme Salas	BRA		Mercedes AMG R	PROAM	2	25	145.55	56:03.498	155.7
5	7	Teo Martin Motorsport	ESP	Marc De Fulgencio	ESP		<u>Thiago Vivacqua</u>	BRA		McLaren 570S	SILVER	1	25	145.55	56:19.746	155.0
6	37	EMG Motorsport	BEL	John De Wilde	BEL					Porsche 991 Cup MY 2018	AM	3	25	145.55	56:26.137	154.7
7	13	Baporo Motorsport	ESP	Juame Font	ESP		<u>Joan Vinyes</u>	AND		Porsche 991 Cup MY 2018	AM	4	25	145.55	56:27.176	154.6
8	10	Baporo Motorsport	ESP	Daniel Díaz-Varela	ESP		<u>Manel Cerqueda</u>	AND		Audi R8 LMS	AM	5	25	145.55	56:27.789	154.6
9	18	Teo Martin Motorsport	ESP	<u>Guillem Pujeu</u>	ESP		Faust Salom	ESP		McLaren 570S	SILVER	2	25	145.55	56:30.557	154.5
10	81	Tsunami RT	ITA	<u>Lino Curti</u>	ITA		Carlo Curti	ITA		Porsche 991 Cup gen II M	PROAM	3	25	145.55	56:35.781	154.3
11	3	EMG Motorsport	BEL	<u>Nicolas Vandierendonck</u>	BEL		Filip Teunkens	BEL		Porsche 991 Cup MY 2018	AM	6	25	145.55	56:56.990	153.3
12	32	Three Sixty Racing Team	ESP	Fernando Fortes	BRA		<u>Julio Martini</u>	BRA		Mercedes AMG R	AM	7	25	145.55	57:18.307	152.3
13	12	Antonelli MotorSport	ITA	Glauco Solieri	ITA					Lamborghini Huracan Supe	AM	8	23	133.90	51:42.239	155.3
14	71	Martinet By Almeras	FRA	Pierre Martinet	FRA		<u>Gérard Tremblay</u>	FRA		Porsche 991 Cup MY2017	AM	9	23	133.90	56:54.791	141.1
Not classified: (Requirements: 75% of number laps of leader = 19 Laps)																
	34	Martinet By Almeras	FRA	Cédric Mezard	FRA		<u>Steeve Hiesse</u>	FRA		Porsche 991 Cup gen II M	PROAM	4	18	104.79	51:47.289	121.4
	15	Duell Race	ITA	Fernando Navarrete	ESP		<u>Fernando Navarrete Jr</u>	ESP		Porsche 991 Cup MY 2018	PROAM	5	17	98.97	39:33.614	150.1
	11	Duell Race	ITA	<u>Eugenio Pisani</u>	ITA		Michele Merendino	ITA		Porsche 991 Cup MY 2018	SILVER	3	4	23.28	9:05.107	153.7





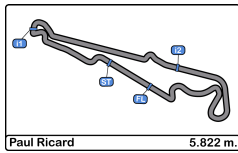
Paul Ricard
GT Cup Open Europe
Race - 1
Lap Analysis



2							6								
1 Marcio Basso Mercedes AMG R							1 Hans-Peter Koller Lamborghini Huracan Super Trofeo Evo								
PROAM							PROAM								
2 Guilherme Salas Sports and You							2 Edoardo Liberati Vincenzo Sospiri Racing								
Lap	D	Time	Sector 1	Sector 2	Sector 3	T. Spd	Elapsed	Lap	D	Time	Sector 1	Sector 2	Sector 3	T. Spd	Elapsed
1	1	2:23.782	45.573	41.217	56.992	226.8	2:23.782	1	1	2:15.080	40.512	38.733	55.835	221.7	2:15.080
2	1	2:11.836	36.567	38.872	56.397	238.9	4:35.618	2	1	2:10.899	36.532	38.727	55.640	238.4	4:25.979
3	1	2:12.369	36.779	39.163	56.427	241.6	6:47.987	3	1	2:10.781	36.336	38.427	56.018	236.8	6:36.760
4	1	2:13.537	36.452	39.958	57.127	240.0	9:01.524	4	1	2:10.968	36.342	38.567	56.059	233.7	8:47.728
5	1	2:12.492	36.536	39.264	56.692	239.4	11:14.016	5	1	2:11.227	36.162	38.605	56.460	244.3	10:58.955
6	1	2:11.832	36.557	39.044	56.231	241.6	13:25.848	6	1	2:11.065	36.678	39.320	55.067	238.9	13:10.020
7	1	2:25.419	36.512	39.190	1:09.717	240.5	15:51.267	7	1	2:10.527	36.297	38.562	55.668	235.2	15:20.547
8	1	2:13.649	37.168	39.615	56.866	235.8	18:04.916	8	1	2:10.257	36.414	38.323	55.520	236.8	17:30.804
9	1	2:13.606	37.003	39.419	57.184	237.8	20:18.522	9	1	2:10.984	36.084	38.587	56.313	234.2	19:41.788
10	1	3:15.561 P	37.319	39.838	1:58.404	237.3	23:34.083	10	1	2:10.962	36.410	38.793	55.759	236.3	21:52.750
11	2	2:23.766	50.699	38.285	54.782		25:57.849	11	1	2:10.334	36.192	38.499	55.643	234.7	24:03.084
12	2	2:08.849	35.349	38.156	55.344	240.0	28:06.698	12	1	2:10.356	35.914	38.423	56.019	240.5	26:13.440
13	2	2:09.213	35.672	38.398	55.143	239.4	30:15.911	13	1	2:10.195	36.178	38.185	55.832	236.8	28:23.635
14	2	2:09.161	35.438	38.419	55.304	240.0	32:25.072	14	1	2:17.658 P	36.432	38.639	1:02.587	236.3	30:41.293
15	2	2:09.086	35.574	38.311	55.201	242.1	34:34.158	15	2	3:11.628	1:37.835	38.566	55.227		33:52.921
16	2	2:08.375	35.233	38.470	54.672	238.9	36:42.533	16	2	2:10.539	36.345	38.645	55.549	236.3	36:03.460
17	2	2:09.337	35.362	38.453	55.522	240.0	38:51.870	17	2	2:10.245	35.975	38.744	55.526	238.9	38:13.705
18	2	2:09.111	35.877	38.638	54.596	241.0	41:00.981	18	2	2:10.561	36.234	38.557	55.770	238.4	40:24.266
19	2	2:09.399	36.408	38.286	54.705	241.0	43:10.380	19	2	2:11.016	37.110	38.500	55.406	238.9	42:35.282
20	2	2:10.622	35.990	39.050	55.582	242.1	45:21.002	20	2	2:10.207	35.809	38.362	56.036	240.0	44:45.489
21	2	2:08.110	35.171	38.379	54.560	241.0	47:29.112	21	2	2:11.091	35.934	38.775	56.382	234.7	46:56.580
22	2	2:08.558	35.493	38.324	54.741	241.0	49:37.670	22	2	2:10.405	36.443	38.409	55.553	239.4	49:06.985
23	2	2:09.703	35.928	39.122	54.653	241.0	51:47.373	23	2	2:10.629	36.428	38.394	55.807	233.7	51:17.614
24	2	2:08.341	35.395	38.142	54.804	239.4	53:55.714	24	2	2:09.432	35.927	38.214	55.291	233.7	53:27.046
25	2	2:07.784	35.204	38.078	54.502	239.4	56:03.498	25	2	2:10.106	36.326	38.574	55.206	238.9	55:37.152

3							7								
1 Nicolas Vandierendonck Porsche 991 Cup MY 2018							1 Marc De Fulgencio McLaren 570S								
AM							SILVER								
2 Filip Teunkens EMG Motorsport							2 Thiago Vivacqua Teo Martin Motorsport								
Lap	D	Time	Sector 1	Sector 2	Sector 3	T. Spd	Elapsed	Lap	D	Time	Sector 1	Sector 2	Sector 3	T. Spd	Elapsed
1	1	2:23.511	45.635	40.671	57.205	222.2	2:23.511	1	2	2:19.164	42.770	40.132	56.262	228.3	2:19.164
2	1	2:13.516	37.371	39.948	56.197	232.7	4:37.027	2	2	2:11.407	36.144	38.982	56.281	243.2	4:30.571
3	1	2:12.886	36.985	39.474	56.427	235.2	6:49.913	3	2	2:11.227	36.147	39.019	56.061	241.6	6:41.798
4	1	2:13.059	36.646	40.058	56.355	233.7	9:02.972	4	2	2:11.263	36.041	38.959	56.263	242.1	8:53.061
5	1	2:12.327	36.652	39.475	56.200	235.2	11:15.299	5	2	2:11.401	36.010	39.060	56.331	242.1	11:04.462
6	1	2:12.294	36.482	39.616	56.196	236.3	13:27.593	6	2	2:11.304	36.097	38.904	56.303	242.1	13:15.766
7	1	2:13.115	36.658	39.663	56.794	234.2	15:40.708	7	2	2:11.854	36.118	38.954	56.782	240.5	15:27.620
8	1	2:12.474	36.492	39.495	56.487	233.2	17:53.182	8	2	2:10.858	35.844	38.943	56.071	243.2	17:38.478
9	1	2:12.523	36.665	39.380	56.478	231.7	20:05.705	9	2	2:11.692	36.034	38.951	56.707	240.0	19:50.170
10	1	2:13.374	36.767	40.185	56.422	232.7	22:19.079	10	2	2:12.261	37.116	38.978	56.167	241.6	22:02.431
11	1	2:12.797	36.724	39.790	56.283	233.2	24:31.876	11	2	2:11.597	36.114	39.056	56.427	240.5	24:14.028
12	1	2:19.637 P	36.599	39.958	1:03.080	233.7	26:51.513	12	2	2:11.429	36.099	39.161	56.169	241.6	26:25.457
13	2	3:29.097	1:50.837	40.538	57.722		30:20.610	13	2	2:11.628	36.108	39.059	56.461	240.5	28:37.085
14	2	2:13.749	36.993	39.678	57.078	232.7	32:34.359	14	2	2:18.318 P	36.393	39.086	1:02.839	240.5	30:55.403
15	2	2:13.659	37.388	39.288	56.983	234.2	34:48.018	15	1	3:23.962	1:47.568	39.269	57.125		34:19.365
16	2	2:12.786	36.364	39.508	56.914	232.2	37:00.804	16	1	2:13.432	37.137	39.312	56.983	242.1	36:32.797
17	2	2:12.100	36.658	39.326	56.116	231.2	39:12.904	17	1	2:12.329	36.662	39.027	56.640	243.2	38:45.126
18	2	2:12.270	36.299	39.784	56.187	232.7	41:25.174	18	1	2:12.118	36.537	38.821	56.760	242.6	40:57.244
19	2	2:13.325	37.115	39.746	56.464	234.2	43:38.499	19	1	2:12.444	36.603	39.026	56.815	243.2	43:09.688
20	2	2:12.446	36.528	39.287	56.631	233.7	45:50.945	20	1	2:12.496	36.424	39.116	56.956	244.3	45:22.184
21	2	2:11.896	36.542	39.252	56.102	234.2	48:02.841	21	1	2:11.534	36.417	38.815	56.302	246.0	47:33.718
22	2	2:11.848	36.661	38.995	56.192	234.7	50:14.689	22	1	2:11.463	36.157	39.104	56.202	244.3	49:45.181
23	2	2:12.560	36.503	39.133	56.924	233.2	52:27.249	23	1	2:11.553	36.333	38.814	56.406	244.3	51:56.734
24	2	2:12.413	36.724	39.063	56.626	232.7	54:39.662	24	1	2:11.354	36.238	38.941	56.175	243.7	54:08.088
25	2	2:12.328	36.601	39.576	56.151	234.2	56:51.990	25	1	2:11.658	36.351	38.943	56.364	243.7	56:19.746





Paul Ricard
GT Cup Open Europe
Race - 1
Lap Analysis



10

1 Daniel Díaz-Varela Audi R8 LMS
 2 Manel Cerqueda Baporo Motorsport

Lap	D	Time	Sector 1	Sector 2	Sector 3	T. Spd	Elapsed
1	2	2:21.228	43.757	40.588	56.883	216.4	2:21.228
2	2	2:11.920	36.472	39.337	56.111	235.8	4:33.148
3	2	2:12.224	36.447	39.165	56.612	240.0	6:45.372
4	2	2:13.067	37.736	39.177	56.154	235.8	8:58.439
5	2	2:11.621	36.288	39.327	56.006	234.7	11:10.060
6	2	2:12.614	37.448	39.215	55.951	234.7	13:22.674
7	2	2:13.638	37.355	39.783	56.500	236.3	15:36.312
8	2	2:11.913	36.371	39.321	56.221	237.3	17:48.225
9	2	2:11.043	36.417	39.066	55.560	234.2	19:59.268
10	2	2:10.875	36.118	39.202	55.555	235.2	22:10.143
11	2	2:12.196	36.411	39.177	56.608	236.8	24:22.339
12	2	2:11.385	36.369	39.094	55.922	235.2	26:33.724
13	2	2:16.479 P	36.053	39.326	1:01.100	236.3	28:50.203
14	1	3:24.623	1:47.877	40.286	56.460		32:14.826
15	1	2:12.864	36.847	39.522	56.495	231.7	34:27.690
16	1	2:12.256	36.536	39.408	56.312	232.7	36:39.946
17	1	2:12.303	36.355	39.249	56.699	231.7	38:52.249
18	1	2:11.865	36.365	39.246	56.254	232.7	41:04.114
19	1	2:12.977	37.280	39.483	56.214	234.2	43:17.091
20	1	2:12.510	36.759	39.536	56.215	235.2	45:29.601
21	1	2:11.844	36.013	39.310	56.521	234.7	47:41.445
22	1	2:11.959	36.279	39.569	56.111	233.7	49:53.404
23	1	2:11.709	36.356	39.110	56.243	232.2	52:05.113
24	1	2:11.575	36.165	39.431	55.979	232.7	54:16.688
25	1	2:11.101	35.985	38.969	56.147	233.2	56:27.789

12

1 Glauco Solieri Lamborghini Huracan Super Trofeo Evo
 2 Antonelli MotorSport

Lap	D	Time	Sector 1	Sector 2	Sector 3	T. Spd	Elapsed
1	2	2:28.415	51.130	40.064	57.221		2:28.415
2	2	2:12.187	36.813	39.430	55.944	240.5	4:40.602
3	2	2:10.096	36.310	38.763	55.023	240.0	6:50.698
4	2	2:10.464	36.315	38.540	55.609	242.6	9:01.162
5	2	2:11.132	36.216	38.734	56.182	240.0	11:12.294
6	2	2:10.985	36.115	38.830	56.040	241.0	13:23.279
7	2	2:11.871	37.084	38.786	56.001	237.8	15:35.150
8	2	2:10.999	36.451	38.937	55.611	238.9	17:46.149
9	2	2:10.076	35.876	38.779	55.421	237.3	19:56.225
10	2	2:09.372	35.940	38.459	54.973	240.5	22:05.597
11	2	2:58.641 P	36.422	38.991	1:43.228	240.0	25:04.238
12	2	2:26.681	51.770	39.022	55.889		27:30.919
13	2	2:10.166	36.154	38.600	55.412	237.3	29:41.085
14	2	2:11.014	36.650	38.676	55.688	235.2	31:52.099
15	2	2:11.014	35.727	39.084	56.203	239.4	34:03.113
16	2	2:11.504	36.661	39.076	55.767	238.4	36:14.617
17	2	2:11.321	36.292	38.813	56.216	238.4	38:25.938
18	2	2:11.140	36.280	39.273	55.587	237.8	40:37.078
19	2	2:11.693	36.427	38.975	56.291	239.4	42:48.771
20	2	2:10.184	36.207	38.694	55.283	239.4	44:58.955
21	2	2:10.291	36.103	38.431	55.757	240.0	47:09.246
22	2	2:11.242	36.249	39.204	55.789	240.5	49:20.488
23	2	2:10.751	36.277	38.641	55.833	237.3	51:31.239
24	2		35.966	38.624		236.8	

11

1 Eugenio Pisani Porsche 991 Cup MY 2018
 2 Michele Merendino Duell Race

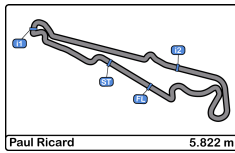
Lap	D	Time	Sector 1	Sector 2	Sector 3	T. Spd	Elapsed
1	1	2:20.586	43.178	40.443	56.965	209.3	2:20.586
2	1	2:11.998	36.614	38.883	56.501	233.7	4:32.584
3	1	2:11.968	36.459	39.086	56.423	234.7	6:44.552
4	1	2:20.555 P	36.978	39.032	1:04.545	230.2	9:05.107

13

1 Juane Font Porsche 991 Cup MY 2018
 2 Joan Vinyes Baporo Motorsport

Lap	D	Time	Sector 1	Sector 2	Sector 3	T. Spd	Elapsed
1	2	2:19.888	42.760	40.593	56.535	218.6	2:19.888
2	2	2:13.100	36.710	39.211	57.179	232.2	4:32.988
3	2	2:12.027	36.959	38.973	56.095	238.9	6:45.015
4	2	2:12.127	36.923	39.243	55.961	233.7	8:57.142
5	2	2:11.096	36.266	39.070	55.760	233.7	11:08.238
6	2	2:11.437	36.384	39.041	56.012	234.7	13:19.675
7	2	2:10.757	36.421	38.967	55.369	233.2	15:30.432
8	2	2:11.121	36.231	38.993	55.897	234.2	17:41.553
9	2	2:11.477	36.110	38.946	56.421	233.7	19:53.030
10	2	2:11.527	36.228	39.006	56.293	234.2	22:04.557
11	2	2:13.167	36.713	39.285	57.169	235.8	24:17.724
12	2	2:12.255	37.118	39.184	55.953	234.7	26:29.979
13	2	2:11.220	36.359	39.040	55.821	233.2	28:41.199
14	2	2:20.296 P	36.336	39.008	1:04.952	233.7	31:01.495
15	1	3:23.124	1:46.733	39.326	57.065		34:24.619
16	1	2:13.073	37.124	39.658	56.291	230.2	36:37.692
17	1	2:12.528	36.583	39.432	56.513	230.7	38:50.220
18	1	2:13.336	36.983	39.857	56.496	230.7	41:03.556
19	1	2:13.369	37.509	39.437	56.423	228.8	43:16.925
20	1	2:11.884	36.217	39.581	56.086	233.2	45:28.809
21	1	2:11.657	36.392	39.395	55.870	235.2	47:40.466
22	1	2:11.638	36.634	39.141	55.863	234.7	49:52.104
23	1	2:11.888	36.728	39.118	56.042	231.7	52:03.992
24	1	2:11.603	36.600	39.245	55.758	232.7	54:15.595
25	1	2:11.581	36.253	39.378	55.950	232.7	56:27.176





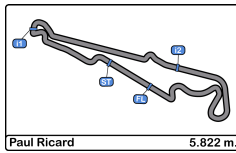
Paul Ricard
GT Cup Open Europe
Race - 1
Lap Analysis



15							22								
1 Fernando Navarrete							1 Niki Leutwiler								
Porsche 991 Cup MY 2018							Porsche 911 Cup MY 2018								
PROAM							AM								
2 Fernando Navarrete Jr							2								
Duell Race							Niki Leutwiler / PZ OBERER ZURICKSEE by TFT								
Lap	D	Time	Sector 1	Sector 2	Sector 3	T. Spd	Elapsed	Lap	D	Time	Sector 1	Sector 2	Sector 3	T. Spd	Elapsed
1	2	2:18.555	42.599	39.847	56.109	214.2	2:18.555	1	2	2:16.285	40.944	39.205	56.136	220.4	2:16.285
2	2	2:13.196	37.068	39.626	56.502	230.2	4:31.751	2	2	2:11.043	36.431	38.965	55.647	230.2	4:27.328
3	2	2:11.557	36.147	39.419	55.991	232.7	6:43.308	3	2	2:11.518	36.135	39.404	55.979	232.2	6:38.846
4	2	2:11.249	36.285	39.084	55.880	232.7	8:54.557	4	2	2:10.610	36.070	39.034	55.506	231.7	8:49.456
5	2	2:10.679	36.033	38.907	55.739	232.7	11:05.236	5	2	2:10.416	35.986	38.907	55.523	232.2	10:59.872
6	2	2:11.166	36.294	39.111	55.761	233.2	13:16.402	6	2	2:11.278	36.361	38.995	55.922	233.2	13:11.150
7	2	2:11.260	36.104	38.817	56.339	233.2	15:27.662	7	2	2:11.131	36.426	39.065	55.640	232.7	15:22.281
8	2	2:11.380	36.505	39.111	55.764	231.2	17:39.042	8	2	2:10.594	36.047	38.903	55.644	231.7	17:32.875
9	2	2:11.057	36.125	38.951	55.981	233.2	19:50.099	9	2	2:11.160	36.077	39.187	55.896	231.2	19:44.035
10	2	2:14.180	37.942	39.399	56.839	231.7	22:04.279	10	2	2:11.062	36.375	39.059	55.628	231.7	21:55.097
11	2	2:11.997	36.358	39.554	56.085	233.2	24:16.276	11	2	2:10.674	36.167	39.019	55.488	232.7	24:05.771
12	2	2:12.407	37.141	39.173	56.093	232.2	26:28.683	12	2	2:10.787	36.231	39.003	55.553	232.2	26:16.558
13	2	2:11.203	36.173	39.103	55.927	232.2	28:39.886	13	2	2:10.917	36.213	38.981	55.723	232.2	28:27.475
14	2	2:20.493 P	36.426	39.056	1:05.011	232.2	31:00.379	14	2	2:18.866 P	36.367	39.046	1:03.453	231.2	30:46.341
15	1	3:50.132	2:05.707	42.140	1:02.285		34:50.511	15	3	3:16.198	1:40.824	39.499	55.875		34:02.539
16	1	2:22.560	40.798	41.408	1:00.354	231.7	37:13.071	16	2	2:11.309	36.705	39.123	55.481	230.7	36:13.848
17	1	2:20.543	38.965	41.243	1:00.335	230.7	39:33.614	17	2	2:11.434	36.396	39.085	55.953	230.7	38:25.282

18							27								
1 Guillem Pujeu							1 JP Mauro								
McLaren 570S							Lamborghini Huracan Super Trofeo Evo								
SILVER							AM								
2 Faust Salom							2 Rodolfo Toni								
Teo Martin Motorsport							Vincenzo Sospiri Racing								
Lap	D	Time	Sector 1	Sector 2	Sector 3	T. Spd	Elapsed	Lap	D	Time	Sector 1	Sector 2	Sector 3	T. Spd	Elapsed
1	1	2:20.023	43.306	40.324	56.393	213.8	2:20.023	1	1	2:16.821	42.001	39.297	55.523	215.5	2:16.821
2	1	2:10.799	35.931	38.972	55.896	245.4	4:30.822	2	1	2:10.915	36.780	38.919	55.216	237.8	4:27.736
3	1	2:13.886	36.186	40.016	57.684	243.2	6:44.708	3	1	2:10.448	36.488	38.755	55.205	240.0	6:38.184
4	1	2:11.137	36.032	39.169	55.936	243.7	8:55.845	4	1	2:10.035	36.133	38.680	55.222	236.8	8:48.219
5	1	2:11.531	36.055	39.121	56.355	243.2	11:07.376	5	1	2:10.376	36.225	38.748	55.403	238.9	10:58.595
6	1	2:11.130	35.823	38.782	56.525	243.2	13:18.506	6	1	2:09.485	35.876	38.813	54.796	238.4	13:08.080
7	1	2:11.064	35.930	39.038	56.096	241.0	15:29.570	7	1	2:09.504	35.747	38.982	54.775	238.4	15:17.584
8	1	2:11.012	35.956	39.060	55.996	243.7	17:40.582	8	1	2:10.592	36.461	38.754	55.377	238.9	17:28.176
9	1	2:11.084	35.861	39.156	56.067	242.6	19:51.666	9	1	2:09.977	36.010	38.768	55.199	237.3	19:38.153
10	1	2:12.408	36.100	39.078	57.230	243.7	22:04.074	10	1	2:10.171	35.917	38.855	55.399	237.8	21:48.324
11	1	2:12.471	36.318	39.309	56.844	241.6	24:16.545	11	1	2:10.203	35.994	38.635	55.574	237.8	23:58.527
12	1	2:19.576 P	37.332	39.247	1:02.997	243.7	26:36.121	12	1	2:10.160	35.955	38.863	55.342	238.9	26:08.687
13	2	3:38.097	2:02.363	39.157	56.577		30:14.218	13	1	2:16.715 P	35.977	38.675	1:02.063	238.4	28:25.402
14	2	2:11.785	36.343	39.049	56.393	242.1	32:26.003	14	2	3:17.808	1:41.553	39.982	56.273		31:43.210
15	2	2:12.547	36.768	39.105	56.674	243.7	34:38.550	15	2	2:11.587	36.530	39.840	55.217	237.3	33:54.797
16	2	2:11.937	36.148	39.292	56.497	242.1	36:50.487	16	2	2:10.799	36.218	39.240	55.341	236.3	36:05.596
17	2	2:11.789	36.355	39.057	56.377	242.6	39:02.276	17	2	2:10.773	36.311	39.305	55.157	237.8	38:16.369
18	2	2:11.207	36.237	39.099	55.871	242.1	41:13.483	18	2	2:09.780	36.081	38.821	54.878	236.8	40:26.149
19	2	2:10.994	36.032	38.941	56.021	244.8	43:24.477	19	2	2:09.740	35.984	38.724	55.032	238.4	42:35.889
20	2	2:11.111	36.044	38.973	56.094	245.4	45:35.588	20	2	2:10.154	35.796	38.676	55.682	241.0	44:46.043
21	2	2:10.841	35.874	39.093	55.874	243.2	47:46.429	21	2	2:11.028	36.332	38.728	55.968	240.0	46:57.071
22	2	2:11.351	36.221	38.846	56.284	244.8	49:57.780	22	2	2:10.324	36.423	38.600	55.301	237.8	49:07.395
23	2	2:10.968	36.101	38.831	56.036	243.7	52:08.748	23	2	2:11.817	37.720	38.988	55.109	238.4	51:19.212
24	2	2:10.823	35.645	38.917	56.261	246.5	54:19.571	24	2	2:09.343	36.142	38.772	54.429	237.3	53:28.555
25	2	2:10.986	35.800	38.825	56.361	244.3	56:30.557	25	2	2:09.265	35.873	38.329	55.063	237.8	55:37.820





Paul Ricard
GT Cup Open Europe
Race - 1
Lap Analysis



32

1 Fernando Fortes

Mercedes AMG R

37

1 John De Wilde

Porsche 991 Cup MY 2018

AM

2 Julio Martini

Three Sixty Racing Team

AM

2

EMG Motorsport

Lap	D	Time	Sector 1	Sector 2	Sector 3	T. Spd	Elapsed	Lap	D	Time	Sector 1	Sector 2	Sector 3	T. Spd	Elapsed
1	2	2:28.120	46.643	41.807	59.670	212.5	2:28.120	1	2	2:22.854	45.228	40.320	57.306	223.6	2:22.854
2	2	2:17.513	38.281	41.225	58.007	235.8	4:45.633	2	2	2:11.643	36.258	39.190	56.195	234.7	4:34.497
3	2	2:15.314	37.035	40.610	57.669	235.2	7:00.947	3	2	2:12.252	36.790	39.185	56.277	237.3	6:46.749
4	2	2:15.919	37.317	40.515	58.087	234.2	9:16.866	4	2	2:12.953	37.138	40.117	55.698	235.8	8:59.702
5	2	2:15.770	37.101	41.361	57.308	234.7	11:32.636	5	2	2:12.391	36.562	39.411	56.418	237.3	11:12.093
6	2	2:17.419	37.943	40.913	58.563	236.8	13:50.055	6	2	2:12.076	36.753	39.081	56.242	234.7	13:24.169
7	2	2:16.472	37.548	40.655	58.269	234.7	16:06.527	7	2	2:12.451	36.811	39.648	55.992	237.3	15:36.620
8	2	2:15.865	38.246	40.767	56.852	236.8	18:22.392	8	2	2:11.946	36.503	39.195	56.248	236.3	17:48.566
9	2	2:16.835	38.063	41.175	57.597	231.2	20:39.227	9	2	2:11.459	36.456	39.002	56.001	235.8	20:00.025
10	2	2:27.193 P	38.703	41.814	1:06.676	231.7	23:06.420	10	2	2:11.024	36.109	38.929	55.986	235.8	22:11.049
11	1	3:25.778	1:49.570	40.105	56.103		26:32.198	11	2	2:11.522	36.174	38.948	56.400	235.8	24:22.571
12	1	2:11.410	36.093	38.922	56.395		28:43.608	12	2	2:12.184	36.601	39.243	56.340	235.2	26:34.755
13	1	2:11.730	36.402	38.820	56.508	233.7	30:55.338	13	2	2:12.302	36.366	39.450	56.486	235.2	28:47.057
14	1	2:11.630	36.347	39.252	56.031	233.7	33:06.968	14	2	2:18.079 P	36.263	39.404	1:02.412	233.7	31:05.136
15	1	2:12.522	36.803	39.444	56.275		35:19.490	15	2	3:21.694	1:45.984	39.754	55.956		34:26.830
16	1	2:11.904	36.363	39.178	56.363	229.2	37:31.394	16	2	2:12.030	36.503	39.174	56.353	232.2	36:38.860
17	1	2:11.392	36.334	39.010	56.048		39:42.786	17	2	2:11.917	36.370	39.250	56.297	232.7	38:50.777
18	1	2:12.177	36.791	39.570	55.816	231.2	41:54.963	18	2	2:12.877	37.039	39.596	56.242	234.7	41:03.654
19	1	2:11.112	36.460	38.961	55.691		44:06.075	19	2	2:12.857	37.139	39.415	56.303	233.7	43:16.511
20	1	2:11.745	36.415	39.136	56.194		46:17.820	20	1	2:11.392	36.100	39.237	56.055	234.2	45:27.903
21	1	2:11.638	36.307	39.209	56.122		48:29.458	21	1	2:11.944	36.551	39.347	56.046	234.2	47:39.847
22	1	2:11.666	36.390	39.064	56.212		50:41.124	22	1	2:11.179	36.262	39.022	55.895	233.2	49:51.026
23	1	2:12.253	36.430	39.476	56.347		52:53.377	23	1	2:11.523	36.412	38.973	56.138	232.7	52:02.549
24	1	2:11.974	36.398	39.114	56.462		55:05.351	24	1	2:12.263	37.086	39.307	55.870	233.7	54:14.812
25	1	2:12.956	37.012	39.096	56.848		57:18.307	25	1	2:11.325	36.261	38.974	56.090	232.7	56:26.137

34

1 Cédric Mezard

Porsche 991 Cup gen II MY 2018

71

1 Pierre Martinet

Porsche 991 Cup MY2017

PROAM

2 Steeve Hiesse

Martinet By Almeras

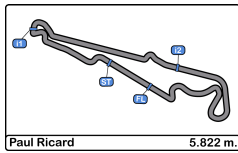
AM

2 Gérard Tremblay

Martinet By Almeras

Lap	D	Time	Sector 1	Sector 2	Sector 3	T. Spd	Elapsed	Lap	D	Time	Sector 1	Sector 2	Sector 3	T. Spd	Elapsed
1	2	2:21.668	45.178	39.997	56.493	211.7	2:21.668	1	2	2:26.748	47.112	41.790	57.846	212.5	2:26.748
2	2	2:12.187	36.466	39.304	56.417	234.7	4:33.855	2	2	2:17.136	38.234	41.158	57.744	232.7	4:43.884
3	2	2:11.954	36.410	39.430	56.114	235.8	6:45.809	3	2	2:15.727	37.042	40.836	57.849	234.2	6:59.611
4	2	2:13.559	37.601	39.824	56.134	235.2	8:59.368	4	2	2:16.073	37.575	40.499	57.999	232.2	9:15.684
5	2	2:11.679	36.472	39.343	55.864	236.8	11:11.047	5	2	2:16.307	37.374	40.524	58.409	232.7	11:31.991
6	2	2:12.835	36.762	39.741	56.332	236.3	13:23.882	6	2	2:17.196	37.573	41.105	58.518	234.2	13:49.187
7	2	2:12.033	36.585	39.676	55.772	235.2	15:35.915	7	2	2:17.146	37.788	40.758	58.600	232.2	16:06.333
8	2	2:11.480	36.119	39.004	56.357	235.2	17:47.395	8	2	2:17.044	39.021	40.879	57.144	214.2	18:23.377
9	2	2:11.025	36.248	38.948	55.829	234.7	19:58.420	9	2	2:49.617	37.516	1:13.190	58.911	233.2	21:12.994
10	2	2:11.258	36.199	39.296	55.763	235.2	22:09.678	10	2	2:18.046	38.146	41.002	58.898	231.7	23:31.040
11	2	2:11.944	36.324	39.202	56.418	234.7	24:21.622	11	2	2:17.938	37.977	41.075	58.886	232.2	25:48.978
12	2	2:11.557	36.346	39.245	55.966	235.2	26:33.179	12	2	2:28.544 P	39.108	42.169	1:07.267	232.2	28:17.522
13	2	2:11.113	36.135	38.926	56.052	235.2	28:44.292	13	1	3:51.293	2:05.278	43.556	1:02.459		32:08.815
14	2	2:19.031 P	36.213	39.011	1:03.807	234.2	31:03.323	14	1	2:31.110	42.029	44.580	1:04.501	228.8	34:39.925
15	1	3:49.059	2:10.598	40.634	57.827		34:52.382	15	1	2:26.955	41.174	44.000	1:01.781	229.2	37:06.880
16	1	2:34.628 P	38.468	40.593	1:15.567	233.2	37:27.010	16	1	2:29.048	41.312	43.888	1:03.848	229.7	39:35.928
17	1	11:55.848	10:14.302	42.315	59.231		49:22.858	17	1	2:30.738	42.310	45.698	1:02.730	230.2	42:06.666
18	1	2:24.431 P	37.081	41.321	1:06.029	230.7	51:47.289	18	1	2:26.272	40.259	42.776	1:03.237	230.2	44:32.938
								19	1	2:29.334	41.200	44.672	1:03.462	230.2	47:02.272
								20	1	2:27.942	41.413	43.517	1:03.012	230.7	49:30.214
								21	1	2:29.282	41.951	44.035	1:03.296	228.3	51:59.496
								22	1	2:27.762	41.823	44.340	1:01.599	230.7	54:27.258
								23	1	2:27.533	41.005	43.277	1:03.251	230.7	56:54.791





Paul Ricard
GT Cup Open Europe
Race - 1
Lap Analysis

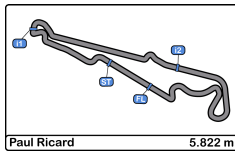


81 1 Lino Curti Porsche 991 Cup gen II MY 2018

PROAM 2 Carlo Curti Tsunami RT

Lap	D	Time	Sector 1	Sector 2	Sector 3	T. Spd	Elapsed
1	1	2:22.397	44.040	40.715	57.642	225.9	2:22.397
2	1	2:11.802	36.360	39.213	56.229	233.7	4:34.199
3	1	2:12.013	36.544	39.460	56.009	236.8	6:46.212
4	1	2:12.705	37.251	39.327	56.127	236.3	8:58.917
5	1	2:11.401	36.280	39.129	55.992	235.2	11:10.318
6	1	2:11.920	36.538	39.217	56.165	236.8	13:22.238
7	1	2:12.232	36.198	39.009	57.025	232.7	15:34.470
8	1	2:12.247	36.760	39.579	55.908	231.7	17:46.717
9	1	2:10.739	36.067	<u>38.814</u>	55.858	232.2	19:57.456
10	1	<u>2:10.056</u>	<u>35.616</u>	38.946	<u>55.494</u>	233.2	22:07.512
11	1	2:11.444	36.152	39.213	56.079	234.2	24:18.956
12	1	2:11.663	36.546	39.127	55.990	235.2	26:30.619
13	1	2:19.035 P	36.593	39.164	1:03.278	234.7	28:49.654
14	2	3:33.121	1:54.966	41.024	57.131		32:22.775
15	2	2:12.751	36.740	39.432	56.579	232.7	34:35.526
16	2	2:11.855	36.507	39.510	55.838	231.7	36:47.381
17	2	2:12.207	36.682	39.289	56.236	230.7	38:59.588
18	2	2:11.915	36.705	39.100	56.110	232.7	41:11.503
19	2	2:12.019	36.798	39.367	55.854	232.2	43:23.522
20	2	2:12.927	36.721	39.793	56.413	233.7	45:36.449
21	2	2:12.154	36.372	39.528	56.254	234.2	47:48.603
22	2	2:11.813	36.619	39.077	56.117	234.7	50:00.416
23	2	2:12.336	36.832	39.204	56.300	233.2	52:12.752
24	2	2:11.282	36.376	38.845	56.061	233.2	54:24.034
25	2	2:11.747	36.436	39.368	55.943	233.7	56:35.781





Paul Ricard
GT Cup Open Europe
Race - 1
Analysis by Lap



Num	Lap Time	Gap
-----	----------	-----

Lap 1

6	2:15.080	
22	2:16.285	01.205
27	2:16.821	01.741
15	2:18.555	03.475
7	2:19.164	04.084
13	2:19.888	04.808
18	2:20.023	04.943
11	2:20.586	05.506
10	2:21.228	06.148
34	2:21.668	06.588
81	2:22.397	07.317
37	2:22.854	07.774
3	2:23.511	08.431
2	2:23.782	08.702
71	2:26.748	11.668
32	2:28.120	13.040
12	2:28.415	13.335

Num	Lap Time	Gap
-----	----------	-----

Lap 2

6	2:10.899	
22	2:11.043	01.349
27	2:10.915	01.757
7	2:11.407	04.592
18	2:10.799	04.843
15	2:13.196	05.772
11	2:11.998	06.605
13	2:13.100	07.009
10	2:11.920	07.169
34	2:12.187	07.876
81	2:11.802	08.220
37	2:11.643	08.518
2	2:11.836	09.639
3	2:13.516	11.048
12	2:12.187	14.623
71	2:17.136	17.905
32	2:17.513	19.654

Num	Lap Time	Gap
-----	----------	-----

Lap 3

6	2:10.781	
---	----------	--

27	2:10.448	01.424
22	2:11.518	02.086
7	2:11.227	05.038
15	2:11.557	06.548
11	2:11.968	07.792
18	2:13.886	07.948
13	2:12.027	08.255
10	2:12.224	08.612
34	2:11.954	09.049
81	2:12.013	09.452
37	2:12.252	09.989
2	2:12.369	11.227
3	2:12.886	13.153
12	2:10.096	13.938
71	2:15.727	22.851
32	2:15.314	24.187

Num	Lap Time	Gap
-----	----------	-----

Lap 4

6	2:10.968	
27	2:10.035	00.491
22	2:10.610	01.728
7	2:11.263	05.333
15	2:11.249	06.829
18	2:11.137	08.117
13	2:12.127	09.414
10	2:13.067	10.711
81	2:12.705	11.189
34	2:13.559	11.640
37	2:12.953	11.974
12	2:10.464	13.434
2	2:13.537	13.796
3	2:13.059	15.244
11	2:20.555	17.379
71	2:16.073	27.956
32	2:15.919	29.138

Num	Lap Time	Gap
-----	----------	-----

Lap 5

27	2:10.376	
6	2:11.227	00.360
22	2:10.416	01.277
7	2:11.401	05.867

15	2:10.679	06.641
18	2:11.531	08.781
13	2:11.096	09.643
10	2:11.621	11.465
81	2:11.401	11.723
34	2:11.679	12.452
37	2:12.391	13.498
12	2:11.132	13.699
2	2:12.492	15.421
3	2:12.327	16.704
71	2:16.307	33.396
32	2:15.770	34.041

Num	Lap Time	Gap
-----	----------	-----

Lap 6

27	2:09.485	
6	2:11.065	01.940
22	2:11.278	03.070
7	2:11.304	07.686
15	2:11.166	08.322
18	2:11.130	10.426
13	2:11.437	11.595
81	2:11.920	14.158
10	2:12.614	14.594
12	2:10.985	15.199
34	2:12.835	15.802
37	2:12.076	16.089
2	2:11.832	17.768
3	2:12.294	19.513
71	2:17.196	41.107
32	2:17.419	41.975

Num	Lap Time	Gap
-----	----------	-----

Lap 7

27	2:09.504	
6	2:10.527	02.963
22	2:11.131	04.697
7	2:11.854	10.036
15	2:11.260	10.078
18	2:11.064	11.986
13	2:10.757	12.848
81	2:12.232	16.886
12	2:11.871	17.566

34	2:12.033	18.331
10	2:13.638	18.728
37	2:12.451	19.036
3	2:13.115	23.124
2	2:25.419	33.683
71	2:17.146	48.749
32	2:16.472	48.943

Num	Lap Time	Gap
-----	----------	-----

Lap 8

27	2:10.592	
6	2:10.257	02.628
22	2:10.594	04.699
7	2:10.858	10.302
15	2:11.380	10.866
18	2:11.012	12.406
13	2:11.121	13.377
12	2:10.999	17.973
81	2:12.247	18.541
34	2:11.480	19.219
10	2:11.913	20.049
37	2:11.946	20.390
3	2:12.474	25.006
2	2:13.649	36.740
32	2:15.865	54.216
71	2:17.044	55.201

Num	Lap Time	Gap
-----	----------	-----

Lap 9

27	2:09.977	
6	2:10.984	03.635
22	2:11.160	05.882
15	2:11.057	11.946
7	2:11.692	12.017
18	2:11.084	13.513
13	2:11.477	14.877
12	2:10.076	18.072
81	2:10.739	19.303
34	2:11.025	20.267
10	2:11.043	21.115
37	2:11.459	21.872
3	2:12.523	27.552
2	2:13.606	40.369

32	2:16.835	1:01.074
71	2:49.617	1:34.841

Num	Lap Time	Gap
-----	----------	-----

Lap 10

27	2:10.171	
6	2:10.962	04.426
22	2:11.062	06.773
7	2:12.261	14.107
18	2:12.408	15.750
15	2:14.180	15.955
13	2:11.527	16.233
12	2:09.372	17.273
81	2:10.056	19.188
34	2:11.258	21.354
10	2:10.875	21.819
37	2:11.024	22.725
3	2:13.374	30.755
32	2:27.193	1:18.096
71	2:18.046	1:42.716
2	3:15.561	1:45.759

Num	Lap Time	Gap
-----	----------	-----

Lap 11

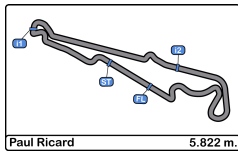
27	2:10.203	
6	2:10.334	04.557
22	2:10.674	07.244
7	2:11.597	15.501
15	2:11.997	17.749
18	2:12.471	18.018
13	2:13.167	19.197
81	2:11.444	20.429
34	2:11.944	23.095
10	2:12.196	23.812
37	2:11.522	24.044
3	2:12.797	33.349
12	2:58.641	1:05.711
71	2:17.938	1:50.451
2	2:23.766	1:59.322

Num	Lap Time	Gap
-----	----------	-----

Lap 12

27	2:10.160	
6	2:10.356	04.753





Paul Ricard
GT Cup Open Europe
Race - 1
Analysis by Lap



22	2:10.787	07.871
7	2:11.429	16.770
15	2:12.407	19.996
13	2:12.255	21.292
81	2:11.663	21.932
32	3:25.778	1 Lap
34	2:11.557	24.492
10	2:11.385	25.037
37	2:12.184	26.068
18	2:19.576	27.434
3	2:19.637	42.826
12	2:26.681	1:22.232
2	2:08.849	1:58.011
71	2:28.544	2:08.835
Num	Lap Time	Gap
Lap 13		
6	2:10.195	
27	2:16.715	01.767
22	2:10.917	03.840
7	2:11.628	13.450
15	2:11.203	16.251
13	2:11.220	17.564
32	2:11.410	1 Lap
34	2:11.113	20.657
37	2:12.302	23.422
81	2:19.035	26.019
10	2:16.479	26.568
12	2:10.166	1:17.450
18	3:38.097	1:50.583
2	2:09.213	1:52.276
3	3:29.097	1:56.975
Num	Lap Time	Gap
Lap 14		
6	2:17.658	
22	2:18.866	05.048
32	2:11.730	1 Lap
7	2:18.318	14.110
15	2:20.493	19.086
13	2:20.296	20.202
34	2:19.031	22.030
37	2:18.079	23.843

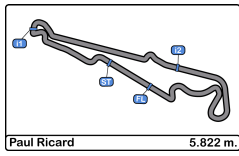
27	3:17.808	1:01.917
12	2:11.014	1:10.806
71	3:51.293	1 Lap
10	3:24.623	1:33.533
81	3:33.121	1:41.482
2	2:09.161	1:43.779
18	2:11.785	1:44.710
3	2:13.749	1:53.066
32	2:11.630	2:25.675
Num	Lap Time	Gap
Lap 15		
6	3:11.628	
27	2:11.587	01.876
22	3:16.198	09.618
12	2:11.014	10.192
7	3:23.962	26.444
13	3:23.124	31.698
37	3:21.694	33.909
10	2:12.864	34.769
2	2:09.086	41.237
81	2:12.751	42.605
18	2:12.547	45.629
71	2:31.110	1 Lap
3	2:13.659	55.097
15	3:50.132	57.590
34	3:49.059	59.461
32	2:12.522	1:26.569
Num	Lap Time	Gap
Lap 16		
6	2:10.539	
27	2:10.799	02.136
22	2:11.309	10.388
12	2:11.504	11.157
7	2:13.432	29.337
13	2:13.073	34.232
37	2:12.030	35.400
10	2:12.256	36.486
2	2:08.375	39.073
81	2:11.855	43.921
18	2:11.937	47.027
3	2:12.786	57.344

71	2:26.955	1 Lap
15	2:22.560	1:09.611
34	2:34.628	1:23.550
32	2:11.904	1:27.934
Num	Lap Time	Gap
Lap 17		
6	2:10.245	
27	2:10.773	02.664
22	2:11.434	11.577
12	2:11.321	12.233
7	2:12.329	31.421
13	2:12.528	36.515
37	2:11.917	37.072
2	2:09.337	38.165
10	2:12.303	38.544
81	2:12.207	45.883
18	2:11.789	48.571
3	2:12.100	59.199
15	2:20.543	1:19.909
71	2:29.048	1 Lap
32	2:11.392	1:29.081
Num	Lap Time	Gap
Lap 18		
6	2:10.561	
27	2:09.780	01.883
12	2:11.140	12.812
22	2:13.330	14.346
7	2:12.118	32.978
2	2:09.111	36.715
13	2:13.336	39.290
37	2:12.877	39.388
10	2:11.865	39.848
81	2:11.915	47.237
18	2:11.207	49.217
3	2:12.270	1:00.908
32	2:12.177	1:30.697
71	2:30.738	1 Lap
Num	Lap Time	Gap
Lap 19		
6	2:11.016	
27	2:09.740	00.607

12	2:11.693	13.489
22	2:11.931	15.261
7	2:12.444	34.406
2	2:09.399	35.098
37	2:12.857	41.229
13	2:13.369	41.643
10	2:12.977	41.809
81	2:12.019	48.240
18	2:10.994	49.195
3	2:13.325	1:03.217
32	2:11.112	1:30.793
71	2:26.272	1 Lap
Num	Lap Time	Gap
Lap 20		
6	2:10.207	
27	2:10.154	00.554
12	2:10.184	13.466
22	2:11.065	16.119
2	2:10.622	35.513
7	2:12.496	36.695
37	2:11.392	42.414
13	2:11.884	43.320
10	2:12.510	44.112
18	2:11.111	50.099
81	2:12.927	50.960
3	2:12.446	1:05.456
32	2:11.745	1:32.331
Num	Lap Time	Gap
Lap 21		
6	2:11.091	
27	2:11.028	00.491
71	2:29.334	2 Laps
12	2:10.291	12.666
22	2:10.761	15.789
2	2:08.110	32.532
7	2:11.534	37.138
37	2:11.944	43.267
13	2:11.657	43.886
10	2:11.844	44.865
18	2:10.841	49.849
81	2:12.154	52.023

3	2:11.896	1:06.261
32	2:11.638	1:32.878
Num	Lap Time	Gap
Lap 22		
6	2:10.405	
27	2:10.324	00.410
12	2:11.242	13.503
34	11:55.848	5 Laps
22	2:11.460	16.844
71	2:27.942	2 Laps
2	2:08.558	30.685
7	2:11.463	38.196
37	2:11.179	44.041
13	2:11.638	45.119
10	2:11.959	46.419
18	2:11.351	50.795
81	2:11.813	53.431
3	2:11.848	1:07.704
32	2:11.666	1:34.139
Num	Lap Time	Gap
Lap 23		
6	2:10.629	
27	2:11.817	01.598
12	2:10.751	13.625
22	2:11.180	17.395
34	2:24.431	5 Laps
2	2:09.703	29.759
7	2:11.553	39.120
71	2:29.282	2 Laps
37	2:11.523	44.935
13	2:11.888	46.378
10	2:11.709	47.499
18	2:10.968	51.134
81	2:12.336	55.138
3	2:12.560	1:09.635
32	2:12.253	1:35.763
Num	Lap Time	Gap
Lap 24		
6	2:09.432	
27	2:09.343	01.509
22	2:11.776	19.739





Paul Ricard
GT Cup Open Europe
Race - 1
Analysis by Lap



Paul Ricard 5.822 m

2	2:08.341	28.668
7	2:11.354	41.042
37	2:12.263	47.766
13	2:11.603	48.549
10	2:11.575	49.642
18	2:10.823	52.525
81	2:11.282	56.988
71	2:27.762	2 Laps

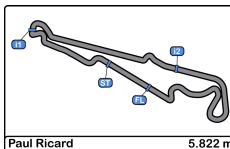
3	2:12.413	1:12.616
32	2:11.974	1:38.305

Num Lap Time Gap

Lap 25

6	2:10.106	
27	2:09.265	00.668
22	2:11.407	21.040
2	2:07.784	26.346
7	2:11.658	42.594
37	2:11.325	48.985
13	2:11.581	50.024
10	2:11.101	50.637
18	2:10.986	53.405
81	2:11.747	58.629
3	2:12.328	1:14.838
71	2:27.533	2 Laps
32	2:12.956	1:41.155





Paul Ricard
GT Cup Open Europe
Race - 1
Best Sectors Results



Sector - 1				Sector - 2				Sector - 3				Ideal Lap vs Best Lap					
Clas	Nº	Driver	Time	Nº	Driver	Time	Nº	Driver	Time	Clas	Nº	Driver	Ideal Lap	Best Lap	Clas		
1	2	Basso - Salas	35.171	2	Basso - Salas	38.078	27	Mauro - Toni	54.429	1	2	Basso - Salas	2:07.751	2:07.784	1		
2	81	Curti - Curti	35.616	6	Koller - Liberati	38.185	2	Basso - Salas	54.502	2	27	Mauro - Toni	2:08.505	2:09.265	2		
3	18	Pujeu - Salom	35.645	27	Mauro - Toni	38.329	12	Glauco Solieri	54.973	3	6	Koller - Liberati	2:09.061	2:09.432	4		
4	12	Glauco Solieri	35.727	12	Glauco Solieri	38.431	6	Koller - Liberati	55.067	4	12	Glauco Solieri	2:09.131	2:09.372	3		
5	27	Mauro - Toni	35.747	18	Pujeu - Salom	38.782	13	Font - Vinyes	55.369	5	81	Curti - Curti	2:09.924	2:10.056	5		
6	6	Koller - Liberati	35.809	81	Curti - Curti	38.814	22	Niki Leutwiler	55.471	6	18	Pujeu - Salom	2:10.298	2:10.799	9		
7	7	De Fulgencio - Vivacqua	35.844	7	De Fulgencio - Vivacqua	38.814	81	Curti - Curti	55.494	7	22	Niki Leutwiler	2:10.343	2:10.416	6		
8	10	Díaz-Varela - Cerqueda	35.985	15	Navarrete - Navarrete Jr	38.817	10	Díaz-Varela - Cerqueda	55.555	8	13	Font - Vinyes	2:10.425	2:10.757	8		
9	22	Niki Leutwiler	35.986	32	Fortes - Carlos Martini Filho	38.820	32	Fortes - Carlos Martini Filho	55.691	9	10	Díaz-Varela - Cerqueda	2:10.509	2:10.875	11		
10	15	Navarrete - Navarrete Jr	36.033	11	Pisani - Merendino	38.883	37	John De Wilde	55.698	10	15	Navarrete - Navarrete Jr	2:10.589	2:10.679	7		
11	32	Fortes - Carlos Martini Filho	36.093	22	Niki Leutwiler	38.886	15	Navarrete - Navarrete Jr	55.739	11	32	Fortes - Carlos Martini Filho	2:10.604	2:11.112	14		
12	37	John De Wilde	36.100	34	Mezard - Hiesse	38.926	34	Mezard - Hiesse	55.763	12	7	De Fulgencio - Vivacqua	2:10.719	2:10.858	10		
13	13	Font - Vinyes	36.110	37	John De Wilde	38.929	18	Pujeu - Salom	55.871	13	37	John De Wilde	2:10.727	2:11.024	12		
14	34	Mezard - Hiesse	36.119	13	Font - Vinyes	38.946	7	De Fulgencio - Vivacqua	56.061	14	34	Mezard - Hiesse	2:10.808	2:11.025	13		
15	3	Vandierendonck -	36.299	10	Díaz-Varela - Cerqueda	38.969	3	Vandierendonck -	56.102	15	3	Vandierendonck -	2:11.396	2:11.848	15		
16	11	Pisani - Merendino	36.459	3	Vandierendonck -	38.995	11	Pisani - Merendino	56.423	16	11	Pisani - Merendino	2:11.765	2:11.968	16		
17	71	Martinet - Tremblay	37.042	71	Martinet - Tremblay	40.499	71	Martinet - Tremblay	57.144	17	71	Martinet - Tremblay	2:14.685	2:15.727	17		





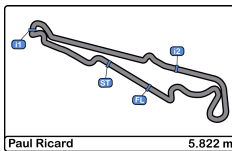
Paul Ricard
GT Cup Open Europe
Race - 1
Leader Sequence



Paul Ricard 5.822 m.

Nº	Entrant/Team	Nat	Driver 1	Nat	Status	Driver 2	Nat	Status	Vehicle	Cat	Start Lap	End Lap	Laps	Total Laps
6	Vincenzo Sospiri Racing	ITA	<u>Hans-Peter Koller</u>	CHE		Edoardo Liberati	ITA		Lamborghini Huracan Supe	PROAM	1	4	4	4
27	Vincenzo Sospiri Racing	ITA	<u>JP Mauro</u>	BRA		Rodolfo Toni	BRA		Lamborghini Huracan Supe	AM	5	12	8	8
6	Vincenzo Sospiri Racing	ITA	<u>Hans-Peter Koller</u>	CHE		Edoardo Liberati	ITA		Lamborghini Huracan Supe	PROAM	13	25	13	17



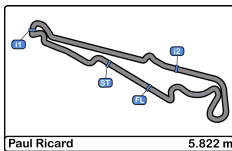


Paul Ricard
GT Cup Open Europe
Race - 1
Best 5 Lap Times



Cl	N°	Entrant/Team	Nat	Driver 1	Nat	Status	Driver 2	Nat	Status	Vehicle	Cat	Cl	Best 1		Best 2		Best 3		Best 4		Best 5	
													Time	Lap	Time	Lap	Time	Lap	Time	Lap	Time	Lap
1	2	Sports and You	ITA	Marcio Basso	BRA		Guilherme Salas	BRA		Mercedes AMG R	PROAM	1	2:07.784	25	2:08.110	21	2:08.341	24	2:08.375	16	2:08.558	22
2	27	Vincenzo Sospiri Racing	ITA	JP Mauro	BRA		Rodolfo Toni	BRA		Lamborghini Huracan Super	AM	1	2:09.265	25	2:09.343	24	2:09.485	6	2:09.504	7	2:09.740	19
3	12	Antonelli MotorSport	ITA	Glauco Solieri	ITA					Lamborghini Huracan Super	AM	2	2:09.372	10	2:10.076	9	2:10.096	3	2:10.166	13	2:10.184	20
4	6	Vincenzo Sospiri Racing	ITA	Hans-Peter Koller	CHE		Edoardo Liberati	ITA		Lamborghini Huracan Super	PROAM	2	2:09.432	24	2:10.106	25	2:10.195	13	2:10.207	20	2:10.245	17
5	81	Tsunami RT	ITA	Lino Curti	ITA		Carlo Curti	ITA		Porsche 991 Cup gen II MY	PROAM	3	2:10.056	10	2:10.739	9	2:11.282	24	2:11.401	5	2:11.444	11
6	22	Niki Leutwiler / PZ OBERER	CHE	Niki Leutwiler	CHE					Porsche 911 Cup MY 201	AM	3	2:10.416	5	2:10.594	8	2:10.610	4	2:10.674	11	2:10.761	21
7	15	Duell Race	ITA	Fernando Navarrete	ESP		Fernando Navarrete Jr	ESP		Porsche 991 Cup MY 201	PROAM	4	2:10.679	5	2:11.057	9	2:11.166	6	2:11.203	13	2:11.249	4
8	13	Baporo Motorsport	ESP	Juame Font	ESP		Joan Vinyes	AND		Porsche 991 Cup MY 201	AM	4	2:10.757	7	2:11.096	5	2:11.121	8	2:11.220	13	2:11.437	6
9	18	Teo Martin Motorsport	ESP	Guillem Pujeu	ESP		Faust Salom	ESP		McLaren 570S	SILVER	1	2:10.799	2	2:10.823	24	2:10.841	21	2:10.968	23	2:10.986	25
10	7	Teo Martin Motorsport	ESP	Marc De Fulgencio	ESP		Thiago Vivacqua	BRA		McLaren 570S	SILVER	2	2:10.858	8	2:11.227	3	2:11.263	4	2:11.304	6	2:11.354	24
11	10	Baporo Motorsport	ESP	Daniel Díaz-Varela	ESP		Manel Cerqueda	AND		Audi R8 LMS	AM	5	2:10.875	10	2:11.043	9	2:11.101	25	2:11.385	12	2:11.575	24
12	37	EMG Motorsport	BEL	John De Wilde	BEL					Porsche 991 Cup MY 201	AM	6	2:11.024	10	2:11.179	22	2:11.325	25	2:11.392	20	2:11.459	9
13	34	Martinet By Almeras	FRA	Cédric Mezard	FRA		Steeve Hiesse	FRA		Porsche 991 Cup gen II MY	PROAM	5	2:11.025	9	2:11.113	13	2:11.258	10	2:11.480	8	2:11.557	12
14	32	Three Sixty Racing Team	ESP	Fernando Fortes	BRA		Julio Martini	BRA		Mercedes AMG R	AM	7	2:11.112	19	2:11.392	17	2:11.410	12	2:11.630	14	2:11.638	21
15	3	EMG Motorsport	BEL	Nicolas Vandierendonck	BEL		Filip Teunkens	BEL		Porsche 991 Cup MY 201	AM	8	2:11.848	22	2:11.896	21	2:12.100	17	2:12.270	18	2:12.294	6
16	11	Duell Race	ITA	Eugenio Pisani	ITA		Michele Merendino	ITA		Porsche 991 Cup MY 201	SILVER	3	2:11.968	3	2:11.998	2	2:20.555	4	2:20.586	1		
17	71	Martinet By Almeras	FRA	Pierre Martinet	FRA		Gérard Tremblay	FRA		Porsche 991 Cup MY2017	AM	9	2:15.727	3	2:16.073	4	2:16.307	5	2:17.044	8	2:17.136	2



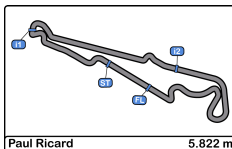


Paul Ricard
GT Cup Open Europe
Race - 1
Best 5 Top Speeds



Cl	Nº	Entrant/Team	Nat	Driver 1	Nat	Status	Driver 2	Nat	Status	Vehicle	Cat	Cl	Top 1		Top 2		Top 3		Top 4		Top 5		Avg
													Km/h	Lap	Km/h	Lap	Km/h	Lap	Km/h	Lap	Km/h	Lap	
1	18	Teo Martin Motorsport	ESP	Guillem Pujeu	ESP		Faust Salom	ESP		McLaren 570S	SILVER	1	246.5	24	245.4	2	245.4	20	244.8	19	244.8	22	245.4
2	7	Teo Martin Motorsport	ESP	Marc De Fulgencio	ESP		Thiago Vivacqua	BRA		McLaren 570S	SILVER	2	246.0	21	244.3	20	244.3	22	244.3	23	243.7	24	244.5
3	6	Vincenzo Sospiri Racing	ITA	Hans-Peter Koller	CHE		Edoardo Liberati	ITA		Lamborghini Huracan Super	PROAM	1	244.3	5	240.5	12	240.0	20	239.4	22	238.9	6	240.6
4	12	Antonelli MotorSport	ITA	Glauco Solieri	ITA					Lamborghini Huracan Super	AM	1	242.6	4	241.0	6	240.5	2	240.5	10	240.5	22	241.0
5	2	Sports and You	PRT	Marcio Basso	BRA		Guilherme Salas	BRA		Mercedes AMG R	PROAM	2	242.1	15	242.1	20	241.6	3	241.6	6	241.0	18	241.7
6	27	Vincenzo Sospiri Racing	ITA	JP Mauro	BRA		Rodolfo Toni	BRA		Lamborghini Huracan Super	AM	2	241.0	20	240.0	3	240.0	21	238.9	5	238.9	8	239.7
7	10	Baporo Motorsport	ESP	Daniel Díaz-Varela	ESP		Manel Cerqueda	AND		Audi R8 LMS	AM	3	240.0	3	237.3	8	236.8	11	236.3	7	236.3	13	237.3
8	13	Baporo Motorsport	ESP	Juame Font	ESP		Joan Vinyes	AND		Porsche 991 Cup MY 201	AM	4	238.9	3	235.8	11	235.2	21	234.7	6	234.7	12	235.9
9	37	EMG Motorsport	BEL	John De Wilde	BEL					Porsche 991 Cup MY 201	AM	5	237.3	3	237.3	5	237.3	7	236.3	8	235.8	4	236.8
10	32	Three Sixty Racing Team	ESP	Fernando Fortes	BRA		Julio Martini	BRA		Mercedes AMG R	AM	6	236.8	6	236.8	8	235.8	2	235.2	3	234.7	5	235.9
11	34	Martinet By Almeras	FRA	Cédric Mezard	FRA		Steeve Hiesse	FRA		Porsche 991 Cup gen II MY	PROAM	3	236.8	5	236.3	6	235.8	3	235.2	4	235.2	7	235.9
12	81	Tsunami RT	ITA	Lino Curti	ITA		Carlo Curti	ITA		Porsche 991 Cup gen II MY	PROAM	4	236.8	3	236.8	6	236.3	4	235.2	5	235.2	12	236.1
13	3	EMG Motorsport	BEL	Nicolas Vandierendonck	BEL		Filip Teunkens	BEL		Porsche 991 Cup MY 201	AM	7	236.3	6	235.2	3	235.2	5	234.7	22	234.2	7	235.1
14	11	Duell Race	ITA	Eugenio Pisani	ITA		Michele Merendino	ITA		Porsche 991 Cup MY 201	SILVER	3	234.7	3	233.7	2	230.2	4	209.3	1			227.0
15	71	Martinet By Almeras	FRA	Pierre Martinet	FRA		Gérard Tremblay	FRA		Porsche 991 Cup MY2017	AM	8	234.2	3	234.2	6	233.2	9	232.7	2	232.7	5	233.4
16	22	Niki Leutwiler / PZ OBERER	CHE	Niki Leutwiler	CHE					Porsche 911 Cup MY 201	AM	9	233.7	22	233.7	23	233.2	6	232.7	7	232.7	11	233.2
17	15	Duell Race	ITA	Fernando Navarrete	ESP		Fernando Navarrete Jr	ESP		Porsche 991 Cup MY 201	PROAM	5	233.2	6	233.2	7	233.2	9	233.2	11	232.7	3	233.1





Paul Ricard
GT Cup Open Europe
Race - 1
Fastest Laps Sequence



Lap	Time of Day	Session Time	Nº	Entrant/Team	Nat	Driver 1	Nat	Status	Driver 2	Nat	Status	Vehicle	Cat	Time	Km/h
2	13:03:26.082	4:26.082	6	Vincenzo Sospiri Racing	ITA	<u>Hans-Peter Koller</u>	CHE		Edoardo Liberati	ITA		Lamborghini Huracan	PROAM	2:10.899	160.1
2	13:03:30.925	4:30.925	18	Teo Martin Motorsport	ESP	<u>Guillem Pujeu</u>	ESP		Faust Salom	ESP		McLaren 570S	SILVER	2:10.799	160.2
3	13:05:36.863	6:36.863	6	Vincenzo Sospiri Racing	ITA	<u>Hans-Peter Koller</u>	CHE		Edoardo Liberati	ITA		Lamborghini Huracan	PROAM	2:10.781	160.2
3	13:05:38.287	6:38.287	27	Vincenzo Sospiri Racing	ITA	<u>JP Mauro</u>	BRA		Rodolfo Toni	BRA		Lamborghini Huracan	AM	2:10.448	160.6
3	13:05:50.801	6:50.801	12	Antonelli MotorSport	ITA	Glauco Solieri	ITA					Lamborghini Huracan	AM	2:10.096	161.1
4	13:07:48.322	8:48.322	27	Vincenzo Sospiri Racing	ITA	<u>JP Mauro</u>	BRA		Rodolfo Toni	BRA		Lamborghini Huracan	AM	2:10.035	161.1
6	13:12:08.183	13:08.183	27	Vincenzo Sospiri Racing	ITA	<u>JP Mauro</u>	BRA		Rodolfo Toni	BRA		Lamborghini Huracan	AM	2:09.485	161.8
10	13:21:05.700	22:05.700	12	Antonelli MotorSport	ITA	Glauco Solieri	ITA					Lamborghini Huracan	AM	2:09.372	162.0
12	13:27:06.801	28:06.801	2	Sports and You	PRT	Marcio Basso	BRA		<u>Guilherme Salas</u>	BRA		Mercedes AMG R	PROAM	2:08.849	162.6
16	13:35:42.636	36:42.636	2	Sports and You	PRT	Marcio Basso	BRA		<u>Guilherme Salas</u>	BRA		Mercedes AMG R	PROAM	2:08.375	163.2
21	13:46:29.215	47:29.215	2	Sports and You	PRT	Marcio Basso	BRA		<u>Guilherme Salas</u>	BRA		Mercedes AMG R	PROAM	2:08.110	163.6
25	13:55:03.601	56:03.601	2	Sports and You	PRT	Marcio Basso	BRA		<u>Guilherme Salas</u>	BRA		Mercedes AMG R	PROAM	2:07.784	164.0





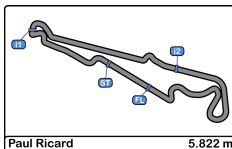
Paul Ricard
GT Cup Open Europe
Race - 1



Event Best Maximum Speed

Nº	Entrant/Team	Nat	Driver 1	Nat	Status	Driver 2	Nat	Status	Vehicle	Cat	Km/h	Session
12	Antonelli MotorSport	ITA	Glauco Solieri	ITA	-			-	Lamborghini Huracan	AM	00.0	Race - 1
18	Teo Martin Motorsport	ESP	Guillem Pujeu	ESP		Faust Salom	ESP		McLaren 570S	SILVER	246.5	Race - 1
7	Teo Martin Motorsport	ESP	Marc De Fulgencio	ESP		Thiago Vivacqua	BRA		McLaren 570S	SILVER	246.0	Race - 1
6	Vincenzo Sospiri Racing	ITA	Hans-Peter Koller	CHE		Edoardo Liberati	ITA		Lamborghini Huracan	PROAM	245.4	Free Practice - 2
2	Sports and You	PRT	Marcio Basso	BRA		Guilherme Salas	BRA		Mercedes AMG R	PROAM	242.1	Free Practice - 2
27	Vincenzo Sospiri Racing	ITA	JP Mauro	BRA		Rodolfo Toni	BRA		Lamborghini Huracan	AM	241.6	Qualifying - 1 Driver - 1
10	Baporo Motorsport	ESP	Daniel Díaz-Varela	ESP		Manel Cerqueda	AND		Audi R8 LMS	AM	240.0	Race - 1
13	Baporo Motorsport	ESP	Juame Font	ESP		Joan Vinyes	AND		Porsche 991 Cup MY 2018	AM	238.9	Race - 1
32	Three Sixty Racing Team	ESP	Fernando Fortes	BRA		Julio Martini	BRA		Mercedes AMG R	AM	237.8	Free Practice - 1
37	EMG Motorsport	BEL	John De Wilde	BEL					Porsche 991 Cup MY 2018	AM	237.3	Race - 1
81	Tsunami RT	ITA	Lino Curti	ITA		Carlo Curti	ITA		Porsche 991 Cup gen II	PROAM	236.8	Race - 1
34	Martinet By Almeras	FRA	Cédric Mezard	FRA		Steeve Hiesse	FRA		Porsche 991 Cup gen II	PROAM	236.8	Race - 1
3	EMG Motorsport	BEL	Nicolas Vandierendonck	BEL		Filip Teunkens	BEL		Porsche 991 Cup MY 2018	AM	236.3	Race - 1
71	Martinet By Almeras	FRA	Pierre Martinet	FRA		Gérard Tremblay	FRA		Porsche 991 Cup MY2017	AM	235.2	Free Practice - 2
22	Niki Leutwiler / PZ OBERER	CHE	Niki Leutwiler	CHE					Porsche 911 Cup MY 2018	AM	234.7	Free Practice - 2
11	Duell Race	ITA	Eugenio Pisani	ITA		Michele Merendino	ITA		Porsche 991 Cup MY 2018	SILVER	234.7	Race - 1
15	Duell Race	ITA	Fernando Navarrete	ESP		Fernando Navarrete Jr	ESP		Porsche 991 Cup MY 2018	PROAM	233.2	Race - 1





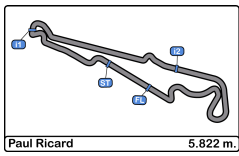
Paul Ricard
 GT Cup Open Europe
 Race - 1
 Lap Chart



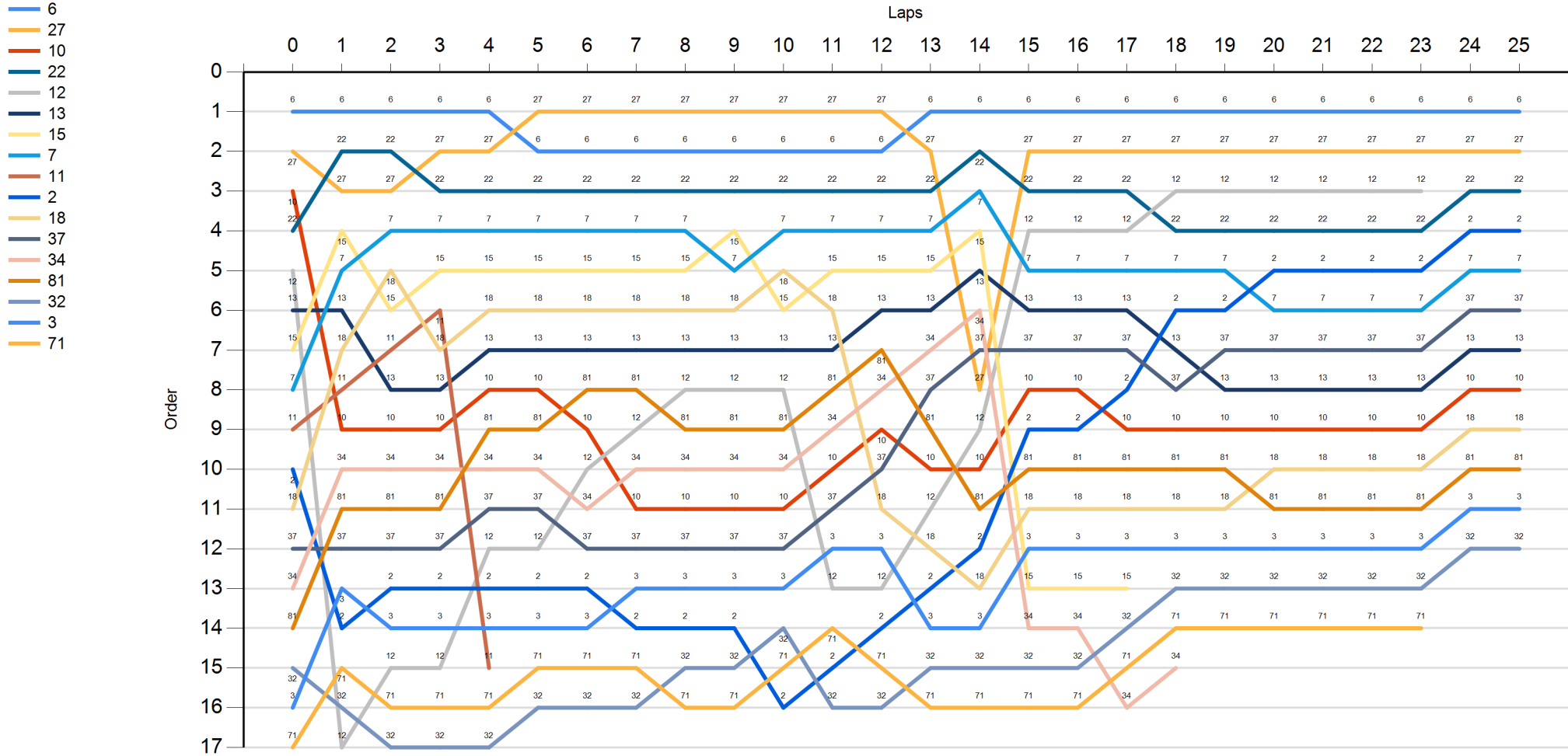
LAP

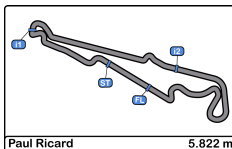
Nr	Po	Grid	1	2	3	4	5	6	7	8	9	10	11	12	13	14	15	16	17	18	19	20	21	22	23	24	25
6	1	6	6	6	6	6	27	27	27	27	27	27	27	27	6	6	6	6	6	6	6	6	6	6	6	6	
27	2	27	22	22	27	27	6	6	6	6	6	6	6	6	27	22	27	27	27	27	27	27	27	27	27	27	
10	3	10	27	27	22	22	22	22	22	22	22	22	22	22	7	22	22	22	12	12	12	12	12	12	22	22	
22	4	22	15	7	7	7	7	7	7	7	15	7	7	7	7	15	12	12	12	22	22	22	22	22	2	2	
12	5	12	7	18	15	15	15	15	15	15	7	18	15	15	13	7	7	7	7	7	2	2	2	2	7	7	
13	6	13	13	15	11	18	18	18	18	18	18	15	18	13	13	34	13	13	13	2	2	7	7	7	37	37	
15	7	15	18	11	18	13	13	13	13	13	13	13	13	81	34	37	37	37	37	13	37	37	37	37	13	13	
7	8	7	11	13	13	10	10	81	81	12	12	12	81	34	37	27	10	10	2	37	13	13	13	13	10	10	
11	9	11	10	10	10	81	81	10	12	81	81	81	34	10	81	12	2	2	10	10	10	10	10	10	18	18	
2	10	2	34	34	34	34	34	12	34	34	34	34	10	37	10	10	81	81	81	81	81	18	18	18	18	81	81
18	11	18	81	81	81	37	37	34	10	10	10	10	37	18	12	81	18	18	18	18	18	81	81	81	81	3	3
37	12	37	37	37	37	12	12	37	37	37	37	37	3	3	18	2	3	3	3	3	3	3	3	3	32	32	
34	13	34	3	2	2	2	2	2	3	3	3	3	12	12	2	18	15	15	15	32	32	32	32	32	32		
81	14	81	2	3	3	3	3	3	2	2	2	32	71	2	3	3	34	34	32	71	71	71	71	71	71		
32	15	32	71	12	12	11	71	71	71	32	32	71	2	71	32	32	32	32	71	34							
3	16	3	32	71	71	71	32	32	32	71	71	2	32	32	71	71	71	71	34								
71	17	71	12	32	32	32																					





Paul Ricard
 GT Cup Open Europe
 Race - 1
 Graphic Lap Chart



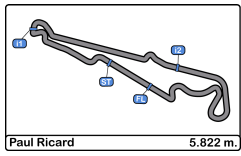


Paul Ricard
GT Cup Open Europe
Race - 1
Pit Stop Analysis



Nr.	In Day Time	Entrant/Team	Nat	Driver 1	Nat	Status	Driver 2	Nat	Status	Vehicle	Cat	In Time	Stop N°	Pit Time	Handicap	Penalty
2	13:21:31.156	Sports and You		Marcio Basso		BRA	Guilherme Salas		BRA	Mercedes AMG R	PROAM	22:31.053	1	1:19.580	1:10	
12	13:23:16.380	Antonelli MotorSport		Glauco Solieri		ITA				Lamborghini Huracan Super	AM	24:16.277	1	1:04.804	1:10	-5.196
18	13:25:27.795	Teo Martin Motorsport		Guillem Pujeu		ESP	Faust Salom		ESP	McLaren 570S	SILVER	26:27.692	1	1:34.378	1:10	
3	13:25:42.874	EMG Motorsport		Nicolas Vandierendonck		BEL	Filip Teunkens		BEL	Porsche 991 Cup MY 2018	AM	26:42.771	1	1:22.224	1:10	
71	13:27:10.408	Martinet By Almeras		Pierre Martinet		FRA	G�rard Tremblay		FRA	Porsche 991 Cup MY2017	AM	28:10.305	1	1:29.916	1:10	
27	13:27:17.020	Vincenzo Sospiri Racing		JP Mauro		BRA	Rodolfo Toni		BRA	Lamborghini Huracan Super	AM	28:16.917	1	1:13.347	1:10	
81	13:27:41.124	Tsunami RT		Lino Curti		ITA	Carlo Curti		ITA	Porsche 991 Cup gen II MY	PROAM	28:41.021	1	1:24.477	1:10	
10	13:27:42.199	Baporo Motorsport		Daniel D�az-Varela		ESP	Manel Cerqueda		AND	Audi R8 LMS	AM	28:42.096	1	1:19.231	1:10	
6	13:29:32.941	Vincenzo Sospiri Racing		Hans-Peter Koller		CHE	Edoardo Liberati		ITA	Lamborghini Huracan Super	PROAM	30:32.838	1	1:10.631	1:10	
22	13:29:37.596	Niki Leutwiler / PZ OBERER		Niki Leutwiler		CHE				Porsche 911 Cup MY 2018	AM	30:37.493	1	1:14.473	1:10	
7	13:29:47.096	Teo Martin Motorsport		Marc De Fulgencio		ESP	Thiago Vivacqua		BRA	McLaren 570S	SILVER	30:46.993	1	1:19.180	1:10	
15	13:29:50.867	Duell Race		Fernando Navarrete		ESP	Fernando Navarrete Jr		ESP	Porsche 991 Cup MY 2018	PROAM	30:50.764	1	1:34.595	1:10	
13	13:29:51.896	Baporo Motorsport		Juame Font		ESP	Joan Vinyes		AND	Porsche 991 Cup MY 2018	AM	30:51.793	1	1:20.077	1:10	
34	13:29:54.710	Martinet By Almeras		C�dric Mezard		FRA	Steeve Hiesse		FRA	Porsche 991 Cup gen II MY	PROAM	30:54.607	1	1:40.032	1:10	
37	13:29:56.388	EMG Motorsport		John De Wilde		BEL				Porsche 991 Cup MY 2018	AM	30:56.285	1	1:17.940	1:10	
34	13:36:17.772	Martinet By Almeras		C�dric Mezard		FRA	Steeve Hiesse		FRA	Porsche 991 Cup gen II MY	PROAM	37:17.669	2	9:38.583	1:10	

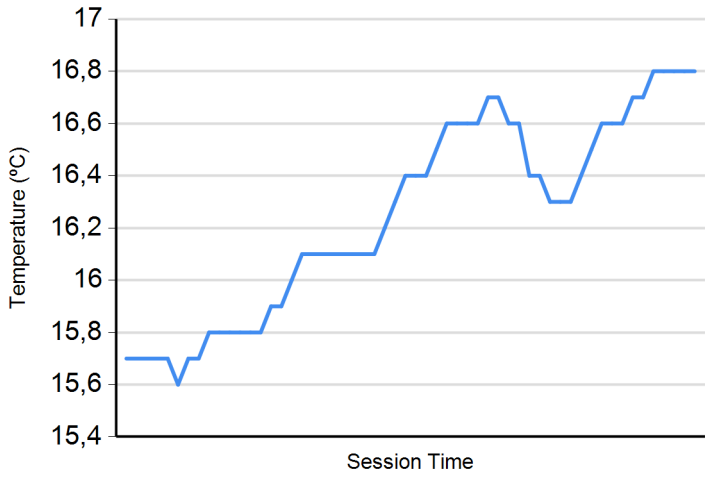




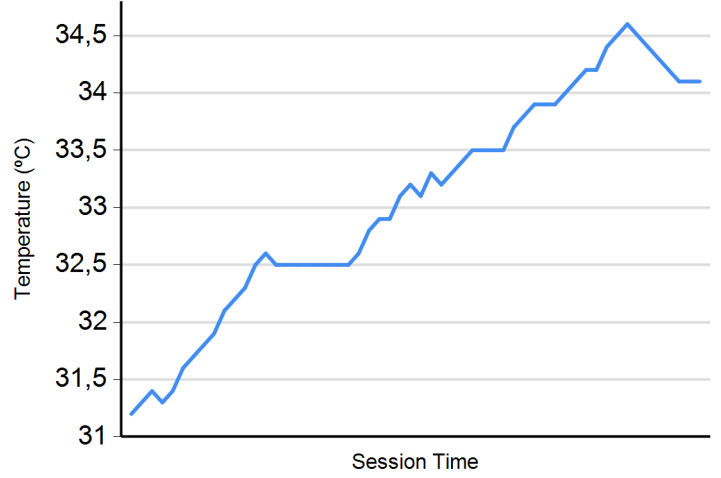
Paul Ricard
GT Cup Open Europe
Race - 1
Weather Report



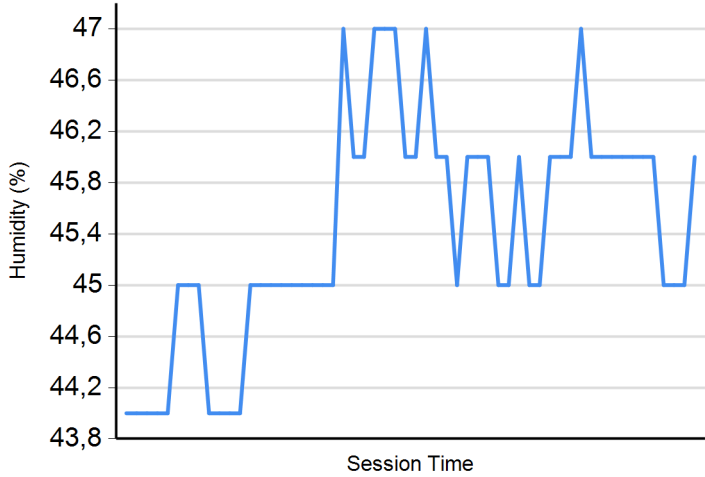
Air Temperature



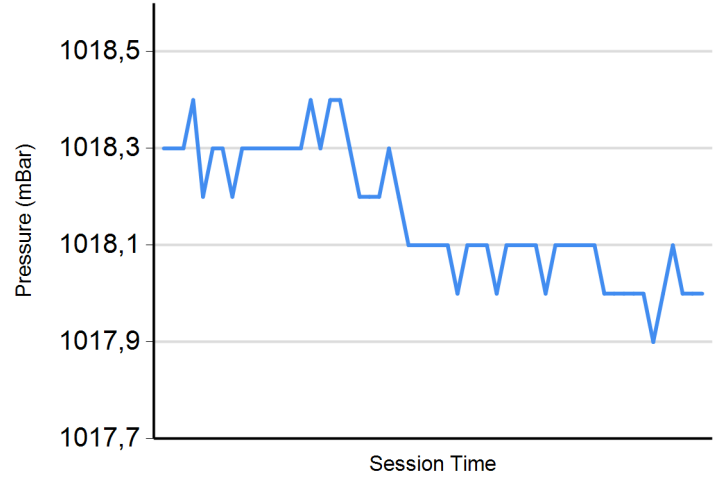
Track Temperature



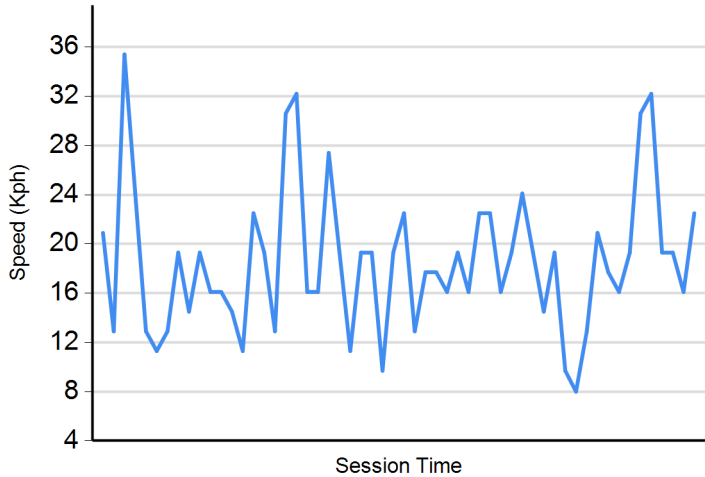
Humidity



Pressure



Wind Speed



Wind direction

North = 0°/360° Est = 90° South = 180° West = 270°

