

Paul Ricard
GT Cup Open Europe
Qualifying - 1 Driver - 1
Provisional Results



Cls	Nº	Entrant/Team	Nat	Driver 1	Nat	Driver 2	Nat	Vehicle	Cat	Cls	Laps	Best	Time	Gap	Interval	Km/h
1	6	Vincenzo Sospiri Racing	ITA	Hans-Peter Koller	CHE	Edoardo Liberati	ITA	Lamborghini Huracan Super Trofeo	PROAM	1	8	7	2:08.808			162.7
2	12	Antonelli MotorSport	ITA	Glauco Solieri	ITA			Lamborghini Huracan Super Trofeo	AM	1	6	3	2:09.429	0.621	0.621	161.9
3	27	Vincenzo Sospiri Racing	ITA	JP Mauro	BRA	Rodolfo Toni	BRA	Lamborghini Huracan Super Trofeo	AM	2	8	6	2:09.626	0.818	0.197	161.6
4	10	Baporo Motorsport	ESP	Daniel Díaz-Varela	ESP	Manel Cerqueda	AND	Audi R8 LMS	AM	3	9	7	2:09.965	1.157	0.339	161.2
5	22	Niki Leutwiler / PZ OBERER	CHE	Niki Leutwiler	CHE			Porsche 911 Cup MY 2018	AM	4	9	8	2:09.965	1.157	0.000	161.2
6	13	Baporo Motorsport	ESP	Juame Font	ESP	Joan Vinyes	AND	Porsche 911 Cup MY 2018	AM	5	8	7	2:09.968	1.160	0.003	161.2
7	15	Duell Race	ITA	Fernando Navarrete	ESP	Fernando Navarrete Jr	ESP	Porsche 991 Cup MY 2018	PROAM	2	8	8	2:10.077	1.269	0.109	161.1
8	7	Teo Martin Motorsport	ESP	Marc De Fulgencio	ESP	Thiago Vivacqua	BRA	McLaren 570S	SILVER	1	7	7	2:10.307	1.499	0.230	160.8
9	11	Duell Race	ITA	Eugenio Pisani	ITA	Michele Merendino	ITA	Porsche 991 Cup MY 2018	SILVER	2	8	5	2:10.315	1.507	0.008	160.8
10	2	Sports and You	PRY	Marcio Basso	BRA	Guilherme Salas	BRA	Mercedes AMG R	PROAM	3	9	9	2:10.447	1.639	0.132	160.6
11	18	Teo Martin Motorsport	ESP	Guillem Pujeu	ESP	Faust Salom	ESP	McLaren 570S	SILVER	3	8	7	2:10.612	1.804	0.165	160.4
12	37	EMG Motorsport	BEL	John De Wilde	BEL			Porsche 991 Cup MY 2018	AM	6	8	7	2:10.632	1.824	0.020	160.4
13	34	Martinet By Almeras	FRA	Cédric Mezard	FRA	Steeve Hiesse	FRA	Porsche 991 Cup gen II MY 2018	PROAM	4	9	5	2:10.657	1.849	0.025	160.4
14	81	Tsunami RT	ITA	Lino Curti	ITA	Carlo Curti	ITA	Porsche 991 Cup gen II MY 2018	PROAM	5	7	6	2:11.151	2.343	0.494	159.8
15	32	Three Sixty Racing Team	ESP	Fernando Fortes	BRA	Julio Carlos Martini Filho	BRA	Mercedes AMG R	AM	7	8	7	2:12.308	3.500	1.157	158.4
16	3	EMG Motorsport	BEL	Nicolas Vandierendonck	BEL	Filip Teunkens	BEL	Porsche 991 Cup MY 2018	AM	8	8	7	2:12.559	3.751	0.251	158.1
17	71	Martinet By Almeras	FRA	Pierre Martinet	FRA	Gérard Tremblay	FRA	Porsche 991 Cup MY2017	AM	9	9	9	2:14.968	6.160	2.409	155.2

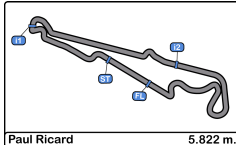
CAR 10 TIME 2:11.205 DISALLOWED TRACK LIMITS AT T 7
 CAR 18 TIME 2:16.059 DISALLOWED TRACK LIMITS AT T7

Published at:.....

Track Temp: 16.0 °C Air Temp: 12.3 °C Humidity: 56 % Track Status: DRY

Stewards:	Race Director:	Timekeeper:
-----------	----------------	-------------





Paul Ricard
GT Cup Open Europe
Qualifying - 1 Driver - 1
Provisional Results by Class



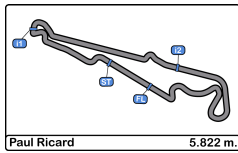
Cls	Nº	Entrant/Team	Nat	Driver 1	Nat	Status	Driver 2	Nat	Status	Vehicle	Cat	Cls	Laps	Best	Time	Gap	Interval	Km/h	
SILVER																			
1	7	Teo Martin Motorsport	ESP	Marc De Fulgencio	ESP		<u>Thiago Vivacqua</u>	BRA		McLaren 570S	SILVER	1	7	7	2:10.307			160.8	
2	11	Duell Race	ITA	<u>Eugenio Pisani</u>	ITA		Michele Merendino	ITA		Porsche 991 Cup MY 2018	SILVER	2	8	5	2:10.315	0.008	0.008	160.8	
3	18	Teo Martin Motorsport	ESP	<u>Guillem Pujeu</u>	ESP		Faust Salom	ESP		McLaren 570S	SILVER	3	8	7	2:10.612	0.305	0.297	160.4	
PROAM																			
1	6	Vincenzo Sospiri Racing	ITA	<u>Hans-Peter Koller</u>	CHE		Edoardo Liberati	ITA		Lamborghini Huracan Super Trofeo	PROAM	1	8	7	2:08.808			162.7	
2	15	Duell Race	ITA	Fernando Navarrete	ESP		<u>Fernando Navarrete Jr</u>	ESP		Porsche 991 Cup MY 2018	PROAM	2	8	8	2:10.077	1.269	1.269	161.1	
3	2	Sports and You	FRY	<u>Marcio Basso</u>	BRA		Guilherme Salas	BRA		Mercedes AMG R	PROAM	3	9	9	2:10.447	1.639	0.370	160.6	
4	34	Martinet By Almeras	FRA	Cédric Mezard	FRA		<u>Steeve Hiesse</u>	FRA		Porsche 991 Cup gen II MY 2018	PROAM	4	9	5	2:10.657	1.849	0.210	160.4	
5	81	Tsunami RT	ITA	<u>Lino Curti</u>	ITA		Carlo Curti	ITA		Porsche 991 Cup gen II MY 2018	PROAM	5	7	6	2:11.151	2.343	0.494	159.8	
AM																			
1	12	Antonelli MotorSport	ITA	Glauco Solieri	ITA					Lamborghini Huracan Super Trofeo	AM	1	6	3	2:09.429			161.9	
2	27	Vincenzo Sospiri Racing	ITA	<u>JP Mauro</u>	BRA		Rodolfo Toni	BRA		Lamborghini Huracan Super Trofeo	AM	2	8	6	2:09.626	0.197	0.197	161.6	
3	10	Baporo Motorsport	ESP	Daniel Díaz-Varela	ESP		<u>Manel Cerqueda</u>	AND		Audi R8 LMS	AM	3	9	7	2:09.965	0.536	0.339	161.2	
4	22	Niki Leutwiler / PZ OBERER	CHE	Niki Leutwiler	CHE					Porsche 911 Cup MY 2018	AM	4	9	8	2:09.965	0.536	0.000	161.2	
5	13	Baporo Motorsport	ESP	Juame Font	ESP		<u>Joan Vinyes</u>	AND		Porsche 991 Cup MY 2018	AM	5	8	7	2:09.968	0.539	0.003	161.2	
6	37	EMG Motorsport	BEL	John De Wilde	BEL					Porsche 991 Cup MY 2018	AM	6	8	7	2:10.632	1.203	0.664	160.4	
7	32	Three Sixty Racing Team	ESP	Fernando Fortes	BRA		<u>Julio Carlos Martini Filho</u>	BRA		Mercedes AMG R	AM	7	8	7	2:12.308	2.879	1.676	158.4	
8	3	EMG Motorsport	BEL	<u>Nicolas Vandierendonck</u>	BEL		Filip Teunkens	BEL		Porsche 991 Cup MY 2018	AM	8	8	7	2:12.559	3.130	0.251	158.1	
9	71	Martinet By Almeras	FRA	Pierre Martinet	FRA		<u>Gérard Tremblay</u>	FRA		Porsche 991 Cup MY2017	AM	9	9	9	2:14.968	5.539	2.409	155.2	

Published at:.....

Track Temp: 16.0 °C Air Temp: 12.3 °C Humidity: 56 % Track Status: DRY

Stewards:	Race Director:	Timekeeper: 
------------------	-----------------------	--





Paul Ricard
GT Cup Open Europe
Qualifying - 1 Driver - 1
Lap Analysis



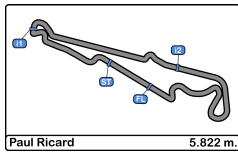
2							10								
1 Marcio Basso			Mercedes AMG R				1 Daniel Díaz-Varela			Audi R8 LMS					
PROAM			Sports and You				AM			Baporo Motorsport					
2 Guilherme Salas							2 Manel Cerqueda								
Lap	D	Time	Sector 1	Sector 2	Sector 3	T. Spd	Elapsed	Lap	D	Time	Sector 1	Sector 2	Sector 3	T. Spd	Elapsed
1	1	9:29:19.328	9:27:16.731	51.615	1:10.982		9:29:19.328	1	2	9:27:52.388	9:25:58.999	51.248	1:02.141		9:27:52.388
2	1	2:25.718	40.139	43.886	1:01.693	235.8	9:31:45.046	2	2	2:17.516	39.287	40.633	57.596	230.7	9:30:09.904
3	1	2:14.729	37.520	39.824	57.385	237.8	9:33:59.775	3	2	2:12.265	37.034	39.173	56.058	233.2	9:32:22.169
4	1	2:13.512	37.223	39.228	57.061	238.9	9:36:13.287	4	2	2:11.205	36.532	38.878	55.795	233.7	9:34:33.374
5	1	2:12.351	36.952	38.840	56.559	239.4	9:38:25.638	5	2	2:10.822	36.703	38.680	55.439	233.7	9:36:44.196
6	1	2:11.757	36.524	38.913	56.320	239.4	9:40:37.395	6	2	2:10.408	36.306	38.683	55.419	233.7	9:38:54.604
7	1	2:11.285	36.555	38.483	56.247	238.9	9:42:48.680	7	2	2:09.965	35.943	38.544	55.478	232.7	9:41:04.569
8	1	2:10.718	36.382	38.553	55.783	238.9	9:44:59.398	8	2	2:11.482	36.269	38.601	56.612	233.7	9:43:16.051
9	1	2:10.447	36.074	38.438	55.935	239.4	9:47:09.845	9	2	2:33.905 P	36.160	41.114	1:16.631	233.2	9:45:49.956
10	1		41.991	47.616			182.1								

3							11								
1 Nicolas Vandierendonck			Porsche 991 Cup MY 2018				1 Eugenio Pisani			Porsche 991 Cup MY 2018					
AM			EMG Motorsport				SILVER			Duell Race					
2 Filip Teunkens							2 Michele Merendino								
Lap	D	Time	Sector 1	Sector 2	Sector 3	T. Spd	Elapsed	Lap	D	Time	Sector 1	Sector 2	Sector 3	T. Spd	Elapsed
1	1	9:28:34.770	9:26:32.287	55.579	1:06.904		9:28:34.770	1	1	9:29:30.532	9:27:03.602	1:06.433	1:20.497		9:29:30.532
2	1	2:36.878	46.874	50.000	1:00.004	169.2	9:31:11.648	2	1	2:22.508 P	37.339	39.491	1:05.678	231.2	9:31:53.040
3	1	2:12.921	36.982	39.469	56.470	229.7	9:33:24.569	3	1	4:17.485	2:22.450	45.002	1:10.033		9:36:10.525
4	1	2:13.502	36.827	39.511	57.164	230.2	9:35:38.071	4	1	2:11.708	37.019	38.954	55.735	232.2	9:38:22.233
5	1	2:22.620 P	36.669	39.508	1:06.443	230.7	9:38:00.691	5	1	2:10.315	36.243	38.564	55.508	232.2	9:40:32.548
6	1	3:36.103	1:58.001	40.377	57.725		9:41:36.794	6	1	2:11.016	35.883	38.436	56.697	232.2	9:42:43.564
7	1	2:12.559	36.423	39.546	56.590	230.7	9:43:49.353	7	1	2:10.611	36.076	38.710	55.825	232.2	9:44:54.175
8	1	2:12.878	36.378	39.432	57.068	230.2	9:46:02.231	8	1	2:10.627	36.248	38.735	55.644	232.7	9:47:04.802
9	1		44.680	50.788			188.8	9	1		39.056	43.518		230.7	

6							12								
1 Hans-Peter Koller			Lamborghini Huracan Super Trofeo Evo				1 Glauco Solieri			Lamborghini Huracan Super Trofeo Evo					
PROAM			Vincenzo Sospiri Racing				AM			Antonelli MotorSport					
2 Edoardo Liberati							2								
Lap	D	Time	Sector 1	Sector 2	Sector 3	T. Spd	Elapsed	Lap	D	Time	Sector 1	Sector 2	Sector 3	T. Spd	Elapsed
1	1	9:29:32.107	9:27:38.943	49.399	1:03.765		9:29:32.107	1		9:33:14.894	9:31:26.160	47.799	1:00.935		9:33:14.894
2	1	2:19.046	40.079	40.517	58.450	232.7	9:31:51.153	2		2:10.852	36.407	38.986	55.459	235.8	9:35:25.746
3	1	2:14.232	38.369	39.866	55.997	240.5	9:34:05.385	3		2:09.429	35.931	38.309	55.189	240.0	9:37:35.175
4	1	2:10.170	36.412	38.199	55.559	235.2	9:36:15.555	4		2:13.107	36.523	40.056	56.528	239.4	9:39:48.282
5	1	2:16.991	36.184	39.195	1:01.612	243.2	9:38:32.546	5		2:09.534	35.945	38.387	55.202	239.4	9:41:57.816
6	1	2:12.222	36.357	39.376	56.489	236.8	9:40:44.768	6		3:26.522 P	38.652	41.721	2:06.149	210.1	9:45:24.338
7	1	2:08.808	35.761	37.987	55.060	235.2	9:42:53.576								
8	1	2:20.574 P	36.502	40.750	1:03.322	242.1	9:45:14.150								

7							13								
1 Marc De Fulgencio			McLaren 570S				1 Juane Font			Porsche 991 Cup MY 2018					
SILVER			Teo Martin Motorsport				AM			Baporo Motorsport					
2 Thiago Vivacqua							2 Joan Vinyes								
Lap	D	Time	Sector 1	Sector 2	Sector 3	T. Spd	Elapsed	Lap	D	Time	Sector 1	Sector 2	Sector 3	T. Spd	Elapsed
1	2	9:27:36.894	9:25:53.169	43.998	59.727		9:27:36.894	1	2	9:29:06.886	9:27:10.084	52.014	1:04.788		9:29:06.886
2	2	2:20.886 P	37.922	39.046	1:03.918	207.2	9:29:57.780	2	2	2:22.821	40.780	42.075	59.966	218.6	9:31:29.707
3	2	7:08.193	5:22.958	44.271	1:00.964		9:37:05.973	3	2	2:11.843	37.082	39.008	55.753	230.2	9:33:41.550
4	2	2:25.309	39.185	44.308	1:01.816	211.7	9:39:31.282	4	2	2:11.447	36.507	39.427	55.513	231.2	9:35:52.997
5	2	2:10.790	36.288	38.664	55.838	238.9	9:41:42.072	5	2	2:10.565	36.273	38.899	55.393	231.7	9:38:03.562
6	2	2:10.431	36.052	38.667	55.712	240.5	9:43:52.503	6	2	2:10.693	36.236	39.005	55.452	230.7	9:40:14.255
7	2	2:10.307	35.815	38.687	55.805	238.9	9:46:02.810	7	2	2:09.968	36.175	38.520	55.273	232.2	9:42:24.223
8	2		44.734	46.658			188.4	8	2	2:56.599 P	47.801	52.300	1:16.498	232.2	9:45:20.822



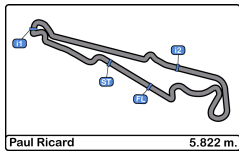


Paul Ricard
GT Cup Open Europe
Qualifying - 1 Driver - 1
Lap Analysis



15							32								
1 Fernando Navarrete			Porsche 991 Cup MY 2018				1 Fernando Fortes			Mercedes AMG R					
PROAM			2 Fernando Navarrete Jr				Duell Race			AM					
2 Julio Carlos Martini Filho			Three Sixty Racing Team												
Lap	D	Time	Sector 1	Sector 2	Sector 3	T. Spd	Elapsed	Lap	D	Time	Sector 1	Sector 2	Sector 3	T. Spd	Elapsed
1	2	9:28:23.651	9:26:30.220	50.261	1:03.170		9:28:23.651	1	2	9:28:29.754	9:26:22.037	56.606	1:11.111		9:28:29.754
2	2	2:12.492	36.878	39.642	55.972	230.2	9:30:36.143	2	2	3:20.112	43.943	46.030	1:50.139	187.5	9:31:49.866
3	2	2:11.978	36.407	39.226	56.345	232.2	9:32:48.121	3	2	2:18.438	39.174	41.738	57.526	231.7	9:34:08.304
4	2	2:11.571	36.414	39.222	55.935	231.7	9:34:59.692	4	2	2:14.870	37.503	40.217	57.150	235.8	9:36:23.174
5	2	2:11.273	36.317	39.235	55.721	232.2	9:37:10.965	5	2	2:15.083	37.392	40.820	56.871	235.2	9:38:38.257
6	2	2:30.570 P	38.247	43.783	1:08.540	232.2	9:39:41.535	6	2	2:13.048	36.809	39.573	56.666	233.7	9:40:51.305
7	2	3:39.788	2:04.251	39.595	55.942		9:43:21.323	7	2	2:12.308	36.670	39.308	56.330	234.7	9:43:03.613
8	2	2:10.077	36.077	38.864	55.136	231.7	9:45:31.400	8	2	2:34.621 P	36.888	42.359	1:15.374	234.2	9:45:38.234
9	2		44.967	51.580		227.3									
18							34								
1 Guillem Pujeu			McLaren 570S				1 Cédric Mezard			Porsche 991 Cup gen II MY 2018					
SILVER			2 Faust Salom				PROAM			2 Steeve Hiesse					
Teo Martin Motorsport			Martinet By Almeras												
Lap	D	Time	Sector 1	Sector 2	Sector 3	T. Spd	Elapsed	Lap	D	Time	Sector 1	Sector 2	Sector 3	T. Spd	Elapsed
1	1	9:27:39.480	9:25:56.195	45.095	58.190		9:27:39.480	1	2	9:28:15.720	9:26:17.473	52.585	1:05.662		9:28:15.720
2	1	2:21.949 P	36.694	39.893	1:05.362	243.7	9:30:01.429	2	2	2:25.864	41.094	45.652	59.118	212.5	9:30:41.584
3	1	5:22.587	3:31.953	48.866	1:01.768		9:35:24.016	3	2	2:12.638	37.249	39.718	55.671	233.2	9:32:54.222
4	1	2:16.059	40.364	39.981	55.714	181.8	9:37:40.075	4	2	2:10.784	36.379	38.774	55.631	233.7	9:35:05.006
5	1	2:11.242	36.076	38.914	56.252	240.0	9:39:51.317	5	2	2:10.657	36.296	39.144	55.217	233.2	9:37:15.663
6	1	2:10.990	36.053	38.857	56.080	241.0	9:42:02.307	6	2	2:10.941	36.172	39.358	55.411	232.7	9:39:26.604
7	1	2:10.612	35.852	38.906	55.854	241.0	9:44:12.919	7	2	2:11.070	36.148	38.900	56.022	233.2	9:41:37.674
8	1	2:10.908	35.963	39.015	55.930	242.1	9:46:23.827	8	2	2:23.704	36.229	39.246	1:08.229	234.7	9:44:01.378
9	1		40.486	44.241		203.3		9	2	2:10.750	36.046	38.759	55.945	232.7	9:46:12.128
								10	2		36.432	41.552		233.2	
22							37								
1 Niki Leutwiler			Porsche 911 Cup MY 2018				1 John De Wilde			Porsche 991 Cup MY 2018					
AM			2 Niki Leutwiler / PZ OBERER ZURICKSEE by TFT				AM			2					
EMG Motorsport															
Lap	D	Time	Sector 1	Sector 2	Sector 3	T. Spd	Elapsed	Lap	D	Time	Sector 1	Sector 2	Sector 3	T. Spd	Elapsed
1		9:28:02.579	9:26:04.448	52.914	1:05.217		9:28:02.579	1		9:29:39.675	9:27:35.373	58.240	1:06.062		9:29:39.675
2		2:14.119	37.756	39.837	56.526	231.7	9:30:16.698	2		2:22.679	39.361	45.275	58.043	229.2	9:32:02.354
3		2:11.274	36.584	39.002	55.688	233.2	9:32:27.972	3		2:11.522	36.459	39.077	55.986	231.2	9:34:13.876
4		2:10.075	35.998	38.616	55.461	232.7	9:34:38.047	4		2:11.348	36.034	38.973	56.341	232.2	9:36:25.224
5		2:14.321	36.235	39.551	58.535	233.7	9:36:52.368	5		2:12.091	35.979	39.391	56.721	233.2	9:38:37.315
6		2:10.099	35.994	38.756	55.349	233.2	9:39:02.467	6		2:11.016	36.033	38.895	56.088	231.7	9:40:48.331
7		2:10.205	36.129	38.841	55.235	232.2	9:41:12.672	7		2:10.632	35.851	38.601	56.180	232.7	9:42:58.963
8		2:09.965	35.774	38.724	55.467	233.7	9:43:22.637	8		2:41.050 P	39.900	45.861	1:15.289	209.3	9:45:40.013
9		2:10.297	36.006	38.865	55.426	232.7	9:45:32.934								
10			44.971	48.376		175.3									
27							71								
1 JP Mauro			Lamborghini Huracan Super Trofeo Evo				1 Pierre Martinet			Porsche 991 Cup MY2017					
AM			2 Rodolfo Toni				AM			2 Gérard Tremblay					
Vincenzo Sospiri Racing			Martinet By Almeras												
Lap	D	Time	Sector 1	Sector 2	Sector 3	T. Spd	Elapsed	Lap	D	Time	Sector 1	Sector 2	Sector 3	T. Spd	Elapsed
1	1	9:29:58.059	9:27:58.063	49.670	1:10.326		9:29:58.059	1	2	9:28:16.339	9:26:15.737	51.215	1:09.387		9:28:16.339
2	1	2:21.268	39.868	43.287	58.113	232.2	9:32:19.327	2	2	2:26.606	41.244	45.586	59.776	201.1	9:30:42.945
3	1	2:17.635	37.864	41.623	58.148	237.8	9:34:36.962	3	2	2:18.164	38.663	40.899	58.602	233.2	9:33:01.109
4	1	2:18.120	36.975	42.900	58.245	241.6	9:36:55.082	4	2	2:17.671	37.912	41.406	58.353	231.2	9:35:18.780
5	1	2:11.214	36.418	39.262	55.534	239.4	9:39:06.296	5	2	2:15.114	37.522	40.059	57.533	231.2	9:37:33.894
6	1	2:09.626	36.021	38.354	55.251	238.9	9:41:15.922	6	2	2:18.247	37.601	41.297	59.349	229.7	9:39:52.141
7	1	2:10.757	36.774	39.233	54.750	238.9	9:43:26.679	7	2	2:15.853	37.744	40.195	57.914	232.7	9:42:07.994
8	1	2:09.859	35.836	38.693	55.330	240.5	9:45:36.538	8	2	2:15.373	37.624	40.486	57.263	232.2	9:44:23.367
9	1		43.059	49.270		241.0		9	2	2:14.968	37.245	40.301	57.422	231.2	9:46:38.335
								10	2		46.781	46.934		193.8	





Paul Ricard
GT Cup Open Europe
Qualifying - 1 Driver - 1
Lap Analysis

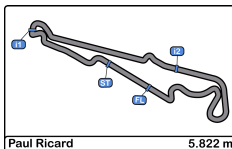


81 1 Lino Curti Porsche 991 Cup gen II MY 2018

PROAM 2 Carlo Curti Tsunami RT

Lap	D	Time	Sector 1	Sector 2	Sector 3	T. Spd	Elapsed
1	1	9:29:16.364	9:26:44.224	1:10.608	1:21.532		9:29:16.364
2	1	2:15.325	37.454	40.153	57.718	229.7	9:31:31.689
3	1	2:12.631	36.606	39.506	56.519	232.7	9:33:44.320
4	1	2:12.267	36.687	39.253	56.327	232.7	9:35:56.587
5	1	2:11.556	36.549	38.984	56.023	233.2	9:38:08.143
6	1	<u>2:11.151</u>	36.441	<u>38.983</u>	<u>55.727</u>	232.2	9:40:19.294
7	1	2:26.641 P	<u>36.227</u>	40.971	1:09.443	232.2	9:42:45.935



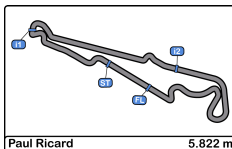


Paul Ricard
GT Cup Open Europe
Qualifying - 1 Driver - 1
Best Sectors Results



Sector - 1				Sector - 2				Sector - 3				Ideal Lap vs Best Lap				
Clas	Nº	Driver	Time	Nº	Driver	Time	Nº	Driver	Time	Clas	Nº	Driver	Ideal Lap	Best Lap	Clas	
1	6	Hans-Peter Koller	35.761	6	Hans-Peter Koller	37.987	27	JP Mauro	54.750	1	6	Hans-Peter Koller	2:08.808	2:08.808	1	
2	22	Niki Leutwiler	35.774	12	Glauco Solieri	38.309	6	Hans-Peter Koller	55.060	2	27	JP Mauro	2:08.940	2:09.626	3	
3	7	Thiago Vivacqua	35.815	27	JP Mauro	38.354	15	Fernando Navarrete Jr	55.136	3	12	Glauco Solieri	2:09.429	2:09.429	2	
4	27	JP Mauro	35.836	11	Eugenio Pisani	38.436	12	Glauco Solieri	55.189	4	22	Niki Leutwiler	2:09.625	2:09.965	5	
5	37	John De Wilde	35.851	2	Marcio Basso	38.438	34	Steeve Hiesse	55.217	5	11	Eugenio Pisani	2:09.827	2:10.315	9	
6	18	Guillem Pujeu	35.852	13	Joan Vinyes	38.520	22	Niki Leutwiler	55.235	6	10	Manel Cerqueda	2:09.906	2:09.965	4	
7	11	Eugenio Pisani	35.883	10	Manel Cerqueda	38.544	13	Joan Vinyes	55.273	7	13	Joan Vinyes	2:09.968	2:09.968	6	
8	12	Glauco Solieri	35.931	37	John De Wilde	38.601	10	Manel Cerqueda	55.419	8	34	Steeve Hiesse	2:10.022	2:10.657	13	
9	10	Manel Cerqueda	35.943	22	Niki Leutwiler	38.616	11	Eugenio Pisani	55.508	9	15	Fernando Navarrete Jr	2:10.077	2:10.077	7	
10	34	Steeve Hiesse	36.046	7	Thiago Vivacqua	38.664	7	Thiago Vivacqua	55.712	10	7	Thiago Vivacqua	2:10.191	2:10.307	8	
11	2	Marcio Basso	36.074	34	Steeve Hiesse	38.759	18	Guillem Pujeu	55.714	11	2	Marcio Basso	2:10.295	2:10.447	10	
12	15	Fernando Navarrete Jr	36.077	18	Guillem Pujeu	38.857	81	Lino Curti	55.727	12	18	Guillem Pujeu	2:10.423	2:10.612	11	
13	13	Joan Vinyes	36.175	15	Fernando Navarrete Jr	38.864	2	Marcio Basso	55.783	13	37	John De Wilde	2:10.438	2:10.632	12	
14	81	Lino Curti	36.227	81	Lino Curti	38.983	37	John De Wilde	55.986	14	81	Lino Curti	2:10.937	2:11.151	14	
15	3	Nicolas Vandierendonc	36.378	32	Julio Carlos Martini Filho	39.308	32	Julio Carlos Martini Filho	56.330	15	3	Nicolas Vandierendonc	2:12.280	2:12.559	16	
16	32	Julio Carlos Martini Filho	36.670	3	Nicolas Vandierendonc	39.432	3	Nicolas Vandierendonc	56.470	16	32	Julio Carlos Martini Filho	2:12.308	2:12.308	15	
17	71	Gérard Tremblay	37.245	71	Gérard Tremblay	40.059	71	Gérard Tremblay	57.263	17	71	Gérard Tremblay	2:14.567	2:14.968	17	



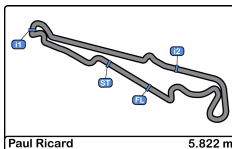


Paul Ricard
GT Cup Open Europe
Qualifying - 1 Driver - 1
Best 5 Lap Times



Cl	Nº	Entrant/Team	Nat	Driver 1	Nat	Status	Driver 2	Nat	Status	Vehicle	Cat	Cl	Best 1		Best 2		Best 3		Best 4		Best 5	
													Time	Lap	Time	Lap	Time	Lap	Time	Lap	Time	Lap
1	6	Vincenzo Sospiri Racing	ITA	Hans-Peter Koller	ITA		Edoardo Liberati	ITA		Lamborghini Huracan Super	PROAM	1	2:08.808	7	2:10.170	4	2:12.222	6	2:14.232	3	2:16.991	5
2	12	Antonelli MotorSport	ITA	Glauco Solieri	ITA			ITA		Lamborghini Huracan Super	AM	1	2:09.429	3	2:09.534	5	2:10.852	2	2:13.107	4	3:26.522	6
3	27	Vincenzo Sospiri Racing	ITA	JP Mauro	BRA		Rodolfo Toni	BRA		Lamborghini Huracan Super	AM	2	2:09.626	6	2:09.859	8	2:10.757	7	2:11.214	5	2:17.635	3
4	10	Baporo Motorsport	ESP	Daniel Díaz-Varela	ESP		Manel Cerqueda	AND		Audi R8 LMS	AM	3	2:09.965	7	2:10.408	6	2:10.822	5	2:11.482	8	2:12.265	3
5	22	Niki Leutwiler / PZ OBERER	CHE	Niki Leutwiler	CHE			ITA		Porsche 911 Cup MY 201	AM	4	2:09.965	8	2:10.075	4	2:10.099	6	2:10.205	7	2:10.297	9
6	13	Baporo Motorsport	ESP	Juame Font	ESP		Joan Vinyes	AND		Porsche 991 Cup MY 201	AM	5	2:09.968	7	2:10.565	5	2:10.693	6	2:11.447	4	2:11.843	3
7	15	Duell Race	ITA	Fernando Navarrete	ESP		Fernando Navarrete Jr	ESP		Porsche 991 Cup MY 201	PROAM	2	2:10.077	8	2:11.273	5	2:11.571	4	2:11.978	3	2:12.492	2
8	7	Teo Martin Motorsport	ESP	Marc De Fulgencio	ESP		Thiago Vivacqua	BRA		McLaren 570S	SILVER	1	2:10.307	7	2:10.431	6	2:10.790	5	2:20.886	2	2:25.309	4
9	11	Duell Race	ITA	Eugenio Pisani	ITA		Michele Merendino	ITA		Porsche 991 Cup MY 201	SILVER	2	2:10.315	5	2:10.611	7	2:10.627	8	2:11.016	6	2:11.708	4
10	2	Sports and You	PRT	Marcio Basso	BRA		Guilherme Salas	BRA		Mercedes AMG R	PROAM	3	2:10.447	9	2:10.718	8	2:11.285	7	2:11.757	6	2:12.351	5
11	18	Teo Martin Motorsport	ESP	Guillem Pujeu	ESP		Faust Salom	ESP		McLaren 570S	SILVER	3	2:10.612	7	2:10.908	8	2:10.990	6	2:11.242	5	2:21.949	2
12	37	EMG Motorsport	BEL	John De Wilde	BEL			ITA		Porsche 991 Cup MY 201	AM	6	2:10.632	7	2:11.016	6	2:11.348	4	2:11.522	3	2:12.091	5
13	34	Martinet By Almeras	FRA	Cédric Mezard	FRA		Steeve Hiesse	FRA		Porsche 991 Cup gen II MY	PROAM	4	2:10.657	5	2:10.750	9	2:10.784	4	2:10.941	6	2:11.070	7
14	81	Tsunami RT	ITA	Lino Curti	ITA		Carlo Curti	ITA		Porsche 991 Cup gen II MY	PROAM	5	2:11.151	6	2:11.556	5	2:12.267	4	2:12.631	3	2:15.325	2
15	32	Three Sixty Racing Team	ESP	Fernando Fortes	BRA		Julio Carlos Martini Filho	BRA		Mercedes AMG R	AM	7	2:12.308	7	2:13.048	6	2:14.870	4	2:15.083	5	2:18.438	3
16	3	EMG Motorsport	BEL	Nicolas Vandierendonck	BEL		Filip Teunkens	BEL		Porsche 991 Cup MY 201	AM	8	2:12.559	7	2:12.878	8	2:12.921	3	2:13.502	4	2:22.620	5
17	71	Martinet By Almeras	FRA	Pierre Martinet	FRA		Gérard Tremblay	FRA		Porsche 991 Cup MY2017	AM	9	2:14.968	9	2:15.114	5	2:15.373	8	2:15.853	7	2:17.671	4





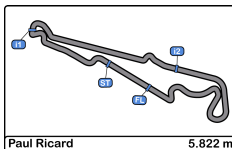
Paul Ricard
GT Cup Open Europe
Qualifying - 1 Driver - 1
Best 5 Top Speeds



Paul Ricard 5.822 m.

Cl	Nº	Entrant/Team	Nat	Driver 1	Nat	Status	Driver 2	Nat	Status	Vehicle	Cat	Cl	Top 1		Top 2		Top 3		Top 4		Top 5		Avg
													Km/h	Lap	Km/h	Lap	Km/h	Lap	Km/h	Lap	Km/h	Lap	
1	18	Teo Martin Motorsport	ESP	Guillem Pujeu	ESP		Faust Salom	ESP		McLaren 570S	SILVER	1	243.7	2	242.1	8	241.0	6	241.0	7	240.0	5	241.6
2	6	Vincenzo Sospiri Racing	ITA	Hans-Peter Koller	CHE		Edoardo Liberati	ITA		Lamborghini Huracan Super	PROAM	1	243.2	5	242.1	8	240.5	3	236.8	6	235.2	4	239.6
3	27	Vincenzo Sospiri Racing	ITA	JP Mauro	BRA		Rodolfo Toni	BRA		Lamborghini Huracan Super	AM	1	241.6	4	241.0	9	240.5	8	239.4	5	238.9	6	240.3
4	7	Teo Martin Motorsport	ESP	Marc De Fulgencio	ESP		Thiago Vivacqua	BRA		McLaren 570S	SILVER	2	240.5	6	238.9	5	238.9	7	211.7	4	207.2	2	227.4
5	12	Antonelli MotorSport	ITA	Glauco Solieri	ITA					Lamborghini Huracan Super	AM	2	240.0	3	239.4	4	239.4	5	235.8	2	210.1	6	232.9
6	2	Sports and You	PRT	Marcio Basso	BRA		Guilherme Salas	BRA		Mercedes AMG R	PROAM	2	239.4	5	239.4	6	239.4	9	238.9	4	238.9	7	239.2
7	32	Three Sixty Racing Team	ESP	Fernando Fortes	BRA		Julio Carlos Martini Filho	BRA		Mercedes AMG R	AM	3	235.8	4	235.2	5	234.7	7	234.2	8	233.7	6	234.7
8	34	Martinet By Almeras	FRA	Cédric Mezard	FRA		Steeve Hiesse	FRA		Porsche 991 Cup gen II MY	PROAM	3	234.7	8	233.7	4	233.2	3	233.2	5	233.2	7	233.6
9	10	Baporo Motorsport	ESP	Daniel Díaz-Varela	ESP		Manel Cerqueda	AND		Audi R8 LMS	AM	4	233.7	4	233.7	5	233.7	6	233.7	8	233.2	3	233.6
10	22	Niki Leutwiler / PZ OBERER	CHE	Niki Leutwiler	CHE					Porsche 911 Cup MY 201	AM	5	233.7	5	233.7	8	233.2	3	233.2	6	232.7	4	233.3
11	37	EMG Motorsport	BEL	John De Wilde	BEL					Porsche 991 Cup MY 201	AM	6	233.2	5	232.7	7	232.2	4	231.7	6	231.2	3	232.2
12	71	Martinet By Almeras	FRA	Pierre Martinet	FRA		Gérard Tremblay	FRA		Porsche 991 Cup MY2017	AM	7	233.2	3	232.7	7	232.2	8	231.2	4	231.2	5	232.1
13	81	Tsunami RT	ITA	Lino Curti	ITA		Carlo Curti	ITA		Porsche 991 Cup gen II MY	PROAM	4	233.2	5	232.7	3	232.7	4	232.2	6	232.2	7	232.6
14	11	Duell Race	ITA	Eugenio Pisani	ITA		Michele Merendino	ITA		Porsche 991 Cup MY 201	SILVER	3	232.7	8	232.2	4	232.2	5	232.2	6	232.2	7	232.3
15	13	Baporo Motorsport	ESP	Juame Font	ESP		Joan Vinyes	AND		Porsche 991 Cup MY 201	AM	8	232.2	7	232.2	8	231.7	5	231.2	4	230.7	6	231.6
16	15	Duell Race	ITA	Fernando Navarrete	ESP		Fernando Navarrete Jr	ESP		Porsche 991 Cup MY 201	PROAM	5	232.2	3	232.2	5	232.2	6	231.7	4	231.7	8	232.0
17	3	EMG Motorsport	BEL	Nicolas Vandierendonck	BEL		Filip Teunkens	BEL		Porsche 991 Cup MY 201	AM	9	230.7	5	230.7	7	230.2	4	230.2	8	229.7	3	230.3



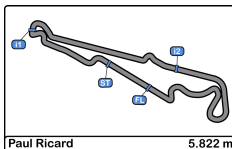


Paul Ricard
GT Cup Open Europe
Qualifying - 1 Driver - 1
Fastest Laps Sequence



Lap	Time of Day	Session Time	Nº	Entrant/Team	Nat	Driver 1	Nat	Status	Driver 2	Nat	Status	Vehicle	Cat	Time	Km/h
2	9:29:57.780	4:57.780	7	Teo Martin Motorsport	ESP	Marc De Fulgencio	ESP		<u>Thiago Vivacqua</u>	BRA		McLaren 570S	SILVER	2:20.886	148.7
2	9:30:09.904	5:09.904	10	Baporo Motorsport	ESP	Daniel Díaz-Varela	ESP		<u>Manel Cerqueda</u>	AND		Audi R8 LMS	AM	2:17.516	152.4
2	9:30:16.698	5:16.698	22	Niki Leutwiler / PZ OBERER	CHE	Niki Leutwiler	CHE					Porsche 911 Cup MY 2018	AM	2:14.119	156.2
2	9:30:36.143	5:36.143	15	Duell Race	ITA	Fernando Navarrete	ESP		<u>Fernando Navarrete Jr</u>	ESP		Porsche 991 Cup MY 2018	PROAM	2:12.492	158.1
3	9:32:22.169	7:22.169	10	Baporo Motorsport	ESP	Daniel Díaz-Varela	ESP		<u>Manel Cerqueda</u>	AND		Audi R8 LMS	AM	2:12.265	158.4
3	9:32:27.972	7:27.972	22	Niki Leutwiler / PZ OBERER	CHE	Niki Leutwiler	CHE					Porsche 911 Cup MY 2018	AM	2:11.274	159.6
4	9:34:38.047	9:38.047	22	Niki Leutwiler / PZ OBERER	CHE	Niki Leutwiler	CHE					Porsche 911 Cup MY 2018	AM	2:10.075	161.1
3	9:37:35.175	12:35.175	12	Antonelli MotorSport	ITA	Glauco Solieri	ITA					Lamborghini Huracan	AM	2:09.429	161.9
7	9:42:53.576	17:53.576	6	Vincenzo Sospiri Racing	ITA	<u>Hans-Peter Koller</u>	CHE		Edoardo Liberati	ITA		Lamborghini Huracan	PROAM	2:08.808	162.7



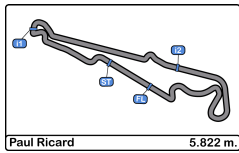


Paul Ricard
GT Cup Open Europe
Qualifying - 1 Driver - 1
Event Best Maximum Speed



Nº	Entrant/Team	Nat	Driver 1	Nat	Status	Driver 2	Nat	Status	Vehicle	Cat	Km/h	Session
18	Teo Martin Motorsport	ESP	Guillem Pujeu	ESP		Faust Salom	ESP		McLaren 570S	SILVER	246.0	Free Practice - 2
6	Vincenzo Sospiri Racing	ITA	Hans-Peter Koller	CHE		Edoardo Liberati	ITA		Lamborghini Huracan	PROAM	245.4	Free Practice - 2
7	Teo Martin Motorsport	ESP	Marc De Fulgencio	ESP		Thiago Vivacqua	BRA		McLaren 570S	SILVER	244.3	Free Practice - 1
2	Sports and You	PRT	Marcio Basso	BRA		Guilherme Salas	BRA		Mercedes AMG R	PROAM	242.1	Free Practice - 2
12	Antonelli MotorSport	ITA	Glauco Solieri	ITA					Lamborghini Huracan	AM	242.1	Free Practice - 2
27	Vincenzo Sospiri Racing	ITA	JP Mauro	BRA		Rodolfo Toni	BRA		Lamborghini Huracan	AM	241.6	Qualifying - 1 Driver - 1
32	Three Sixty Racing Team	ESP	Fernando Fortes	BRA		Julio Carlos Martini Filho	BRA		Mercedes AMG R	AM	237.8	Free Practice - 1
37	EMG Motorsport	BEL	John De Wilde	BEL					Porsche 991 Cup MY 2018	AM	235.8	Free Practice - 2
10	Baporo Motorsport	ESP	Daniel Díaz-Varela	ESP		Manel Cerqueda	AND		Audi R8 LMS	AM	235.8	Free Practice - 2
71	Martinet By Almeras	FRA	Pierre Martinet	FRA		Gérard Tremblay	FRA		Porsche 991 Cup MY2017	AM	235.2	Free Practice - 2
22	Niki Leutwiler / PZ OBERER	CHE	Niki Leutwiler	CHE					Porsche 911 Cup MY 2018	AM	234.7	Free Practice - 2
34	Martinet By Almeras	FRA	Cédric Mezard	FRA		Steeve Hiesse	FRA		Porsche 991 Cup gen II	PROAM	234.7	Qualifying - 1 Driver - 1
11	Duell Race	ITA	Eugenio Pisani	ITA		Michele Merendino	ITA		Porsche 991 Cup MY 2018	SILVER	234.2	Free Practice - 2
3	EMG Motorsport	BEL	Nicolas Vandierendonck	BEL		Filip Teunkens	BEL		Porsche 991 Cup MY 2018	AM	234.2	Free Practice - 2
81	Tsunami RT	ITA	Lino Curti	ITA		Carlo Curti	ITA		Porsche 991 Cup gen II	PROAM	233.7	Free Practice - 2
13	Baporo Motorsport	ESP	Juame Font	ESP		Joan Vinyes	AND		Porsche 991 Cup MY 2018	AM	233.2	Free Practice - 2
15	Duell Race	ITA	Fernando Navarrete	ESP		Fernando Navarrete Jr	ESP		Porsche 991 Cup MY 2018	PROAM	232.7	Free Practice - 1





Paul Ricard
GT Cup Open Europe
Qualifying - 1 Driver - 1
Pit Stop Analysis



3 Nicolas Vandierendonck AM EMG Motorsport
 Filip Teunkens Porsche 991 Cup MY 2018

Nr.	In Day Time	In Time	Out Time	Pit Time	T. Pit Time	Handicap	Penalty
1	9:37:51.712	9:37:51.712	9:39:20.787	1:29.075	1:29.075		

7 Marc De Fulgencio SILVER Teo Martin Motorsport
 Thiago Vivacqua McLaren 570S

Nr.	In Day Time	In Time	Out Time	Pit Time	T. Pit Time	Handicap	Penalty
1	9:29:49.396	9:29:49.396	9:34:36.313	4:46.917	4:46.917		

11 Eugenio Pisani SILVER Duell Race
 Michele Merendino Porsche 991 Cup MY 2018

Nr.	In Day Time	In Time	Out Time	Pit Time	T. Pit Time	Handicap	Penalty
1	9:31:44.582	9:31:44.582	9:33:31.677	1:47.095	1:47.095		

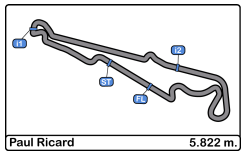
15 Fernando Navarrete PROAM Duell Race
 Fernando Navarrete Jr Porsche 991 Cup MY 2018

Nr.	In Day Time	In Time	Out Time	Pit Time	T. Pit Time	Handicap	Penalty
1	9:39:32.833	9:39:32.833	9:41:10.547	1:37.714	1:37.714		

18 Guillem Pujeu SILVER Teo Martin Motorsport
 Faust Salom McLaren 570S

Nr.	In Day Time	In Time	Out Time	Pit Time	T. Pit Time	Handicap	Penalty
1	9:29:53.011	9:29:53.011	9:32:47.724	2:54.713	2:54.713		

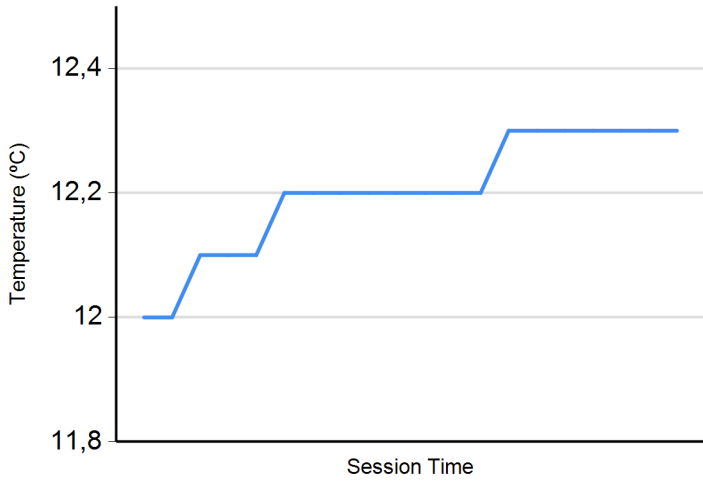




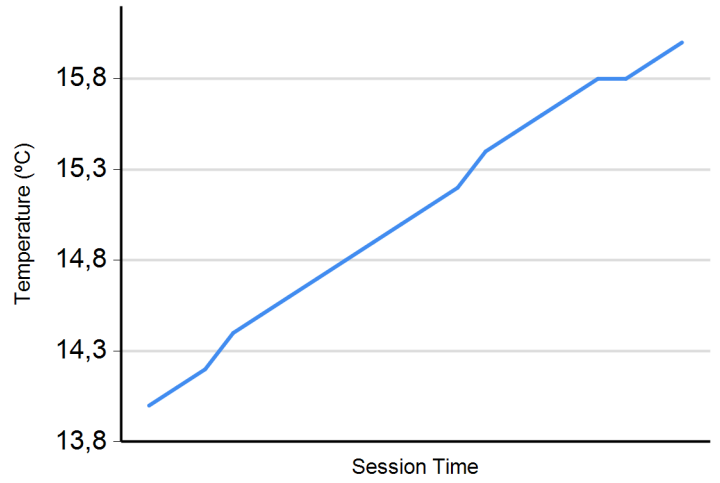
Paul Ricard
GT Cup Open Europe
Qualifying - 1 Driver - 1
Weather Report



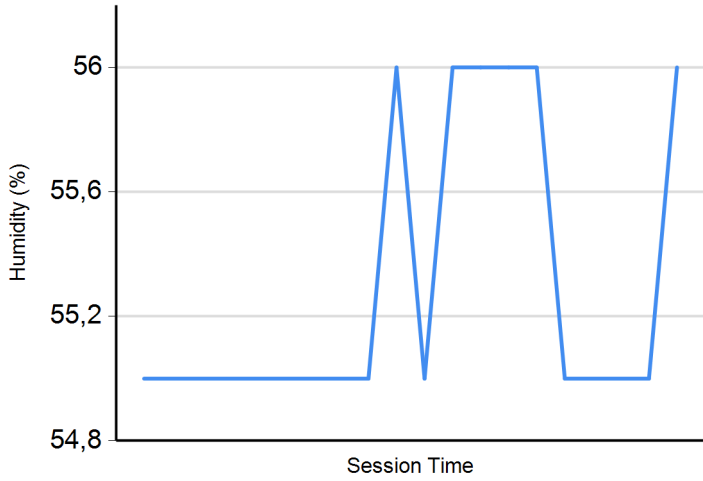
Air Temperature



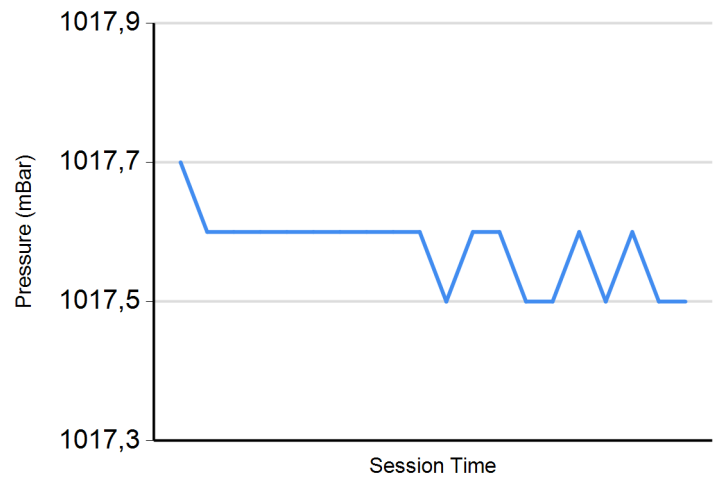
Track Temperature



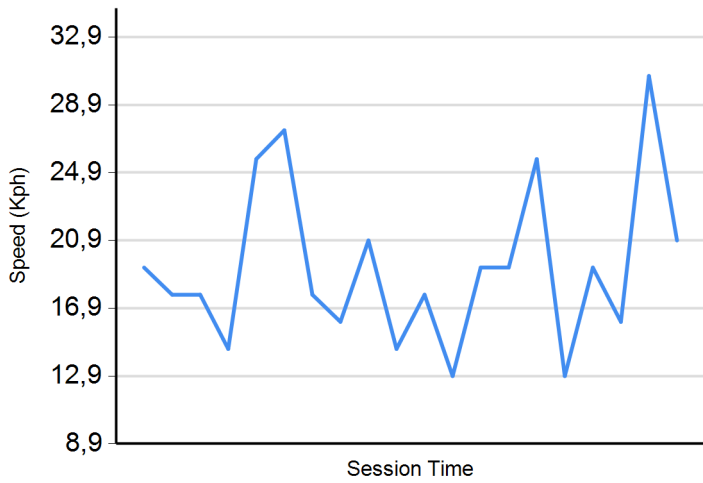
Humidity



Pressure



Wind Speed



Wind direction

North = 0°/360° Est = 90° South = 180° West = 270°

