


Paul Ricard
GT Cup Open Europe
Free Practice - 2
Provisional Results



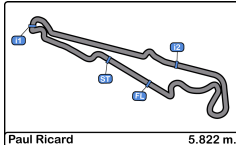
Cls	Nº	Entrant/Team	Nat	Driver 1	Nat	Driver 2	Nat	Vehicle	Cat	Cls	Laps	Best	Time	Gap	Interval	Km/h
1	12	Antonelli MotorSport	ITA	Glauco Solieri	ITA			Lamborghini Huracan Super Trofeo	AM	1	14	14	2:10.063			161.1
2	2	Sports and You	PRT	Marcio Basso	BRA	Guilherme Salas	BRA	Mercedes AMG R	PROAM	1	18	16	2:10.111	0.048	0.048	161.0
3	22	Niki Leutwiler / PZ OBERER	CHE	Niki Leutwiler	CHE			Porsche 911 Cup MY 2018	AM	2	17	12	2:10.347	0.284	0.236	160.7
4	27	Vincenzo Sospiri Racing	ITA	JP Mauro	BRA	Rodolfo Toni	BRA	Lamborghini Huracan Super Trofeo	AM	3	13	10	2:10.516	0.453	0.169	160.5
5	34	Martinet By Almeras	FRA	Cédric Mezard	FRA	Steeve Hiesse	FRA	Porsche 991 Cup gen II MY 2018	PROAM	2	20	3	2:10.722	0.659	0.206	160.3
6	18	Teo Martin Motorsport	ESP	Guillem Pujeu	ESP	Faust Salom	ESP	McLaren 570S	SILVER	1	17	6	2:10.822	0.759	0.100	160.2
7	6	Vincenzo Sospiri Racing	ITA	Hans-Peter Koller	CHE	Edoardo Liberati	ITA	Lamborghini Huracan Super Trofeo	PROAM	3	13	8	2:10.862	0.799	0.040	160.1
8	81	Tsunami RT	ITA	Lino Curti	ITA	Carlo Curti	ITA	Porsche 991 Cup gen II MY 2018	PROAM	4	20	11	2:10.914	0.851	0.052	160.0
9	10	Baporo Motorsport	ESP	Daniel Díaz-Varela	ESP	Manel Cerqueda	AND	Audi R8 LMS	AM	4	20	19	2:11.025	0.962	0.111	159.9
10	11	Duell Race	ITA	Eugenio Pisani	ITA	Michele Merendino	ITA	Porsche 991 Cup MY 2018	SILVER	2	18	17	2:11.072	1.009	0.047	159.9
11	37	EMG Motorsport	BEL	John De Wilde	BEL			Porsche 991 Cup MY 2018	AM	5	20	16	2:11.243	1.180	0.171	159.6
12	13	Baporo Motorsport	ESP	Juame Font	ESP	Joan Vinyes	AND	Porsche 991 Cup MY 2018	AM	6	21	14	2:11.440	1.377	0.197	159.4
13	3	EMG Motorsport	BEL	Nicolas Vandierendonck	BEL	Filip Teunkens	BEL	Porsche 991 Cup MY 2018	AM	7	20	17	2:11.608	1.545	0.168	159.2
14	15	Duell Race	ITA	Fernando Navarrete	ESP	Fernando Navarrete Jr.	ESP	Porsche 991 Cup MY 2018	PROAM	5	20	4	2:11.854	1.791	0.246	158.9
15	7	Teo Martin Motorsport	ESP	Marc De Fulgencio	ESP	Thiago Vivacqua	BRA	McLaren 570S	SILVER	3	11	6	2:13.042	2.979	1.188	157.5
16	71	Martinet By Almeras	FRA	Pierre Martinet	FRA	Gérard Tremblay	FRA	Porsche 991 Cup MY2017	AM	8	20	19	2:15.964	5.901	2.922	154.1

Published at:.....

Track Temp: 34.7 °C Air Temp: 16.2 °C Humidity: 56 % Track Status: DRY

Stewards:	Race Director:	Timekeeper: 
------------------	-----------------------	--





Paul Ricard
GT Cup Open Europe
Free Practice - 2
Provisional Results by Class



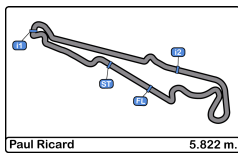
Cls	Nº	Entrant/Team	Nat	Driver 1	Nat	Status	Driver 2	Nat	Status	Vehicle	Cat	Cls	Laps	Best	Time	Gap	Interval	Km/h	
SILVER																			
1	18	Teo Martin Motorsport	ESP	Guillem Pujeu	ESP		Faust Salom	ESP		McLaren 570S	SILVER	1	17	6	2:10.822			160.2	
2	11	Duell Race	ITA	Eugenio Pisani	ITA		Michele Merendino	ITA		Porsche 991 Cup MY 2018	SILVER	2	18	17	2:11.072	0.250	0.250	159.9	
3	7	Teo Martin Motorsport	ESP	Marc De Fulgencio	ESP		Thiago Vivacqua	BRA		McLaren 570S	SILVER	3	11	6	2:13.042	2.220	1.970	157.5	
PROAM																			
1	2	Sports and You	PRT	Marcio Basso	BRA		Guilherme Salas	BRA		Mercedes AMG R	PROAM	1	18	16	2:10.111			161.0	
2	34	Martinet By Almeras	FRA	Cédric Mezard	FRA		Steeve Hiesse	FRA		Porsche 991 Cup gen II MY 2018	PROAM	2	20	3	2:10.722	0.611	0.611	160.3	
3	6	Vincenzo Sospiri Racing	ITA	Hans-Peter Koller	CHE		Edoardo Liberati	ITA		Lamborghini Huracan Super Trofeo	PROAM	3	13	8	2:10.862	0.751	0.140	160.1	
4	81	Tsunami RT	ITA	Lino Curti	ITA		Carlo Curti	ITA		Porsche 991 Cup gen II MY 2018	PROAM	4	20	11	2:10.914	0.803	0.052	160.0	
5	15	Duell Race	ITA	Fernando Navarrete	ESP		Fernando Navarrete Jr.	ESP		Porsche 991 Cup MY 2018	PROAM	5	20	4	2:11.854	1.743	0.940	158.9	
AM																			
1	12	Antonelli MotorSport	ITA	Glauco Solieri	ITA					Lamborghini Huracan Super Trofeo	AM	1	14	14	2:10.063			161.1	
2	22	Niki Leutwiler / PZ OBERER	CHE	Niki Leutwiler	CHE					Porsche 911 Cup MY 2018	AM	2	17	12	2:10.347	0.284	0.284	160.7	
3	27	Vincenzo Sospiri Racing	ITA	JP Mauro	BRA		Rodolfo Toni	BRA		Lamborghini Huracan Super Trofeo	AM	3	13	10	2:10.516	0.453	0.169	160.5	
4	10	Baporo Motorsport	ESP	Daniel Díaz-Varela	ESP		Manel Cerqueda	AND		Audi R8 LMS	AM	4	20	19	2:11.025	0.962	0.509	159.9	
5	37	EMG Motorsport	BEL	John De Wilde	BEL					Porsche 991 Cup MY 2018	AM	5	20	16	2:11.243	1.180	0.218	159.6	
6	13	Baporo Motorsport	ESP	Juame Font	ESP		Joan Vinyes	AND		Porsche 991 Cup MY 2018	AM	6	21	14	2:11.440	1.377	0.197	159.4	
7	3	EMG Motorsport	BEL	Nicolas Vandierendonck	BEL		Filip Teunkens	BEL		Porsche 991 Cup MY 2018	AM	7	20	17	2:11.608	1.545	0.168	159.2	
8	71	Martinet By Almeras	FRA	Pierre Martinet	FRA		Gérard Tremblay	FRA		Porsche 991 Cup MY2017	AM	8	20	19	2:15.964	5.901	4.356	154.1	

Published at:.....

Track Temp: 34.7 °C Air Temp: 16.2 °C Humidity: 56 % Track Status: DRY

Stewards:	Race Director:	Timekeeper:
------------------	-----------------------	--------------------





Paul Ricard
GT Cup Open Europe
Free Practice - 2
Lap Analysis



2							6								
1 Marcio Basso							1 Hans-Peter Koller								
Mercedes AMG R							Lamborghini Huracan Super Trofeo Evo								
PROAM							PROAM								
2 Guilherme Salas							2 Edoardo Liberati								
Sports and You							Vincenzo Sospiri Racing								
Lap	D	Time	Sector 1	Sector 2	Sector 3	T. Spd	Elapsed	Lap	D	Time	Sector 1	Sector 2	Sector 3	T. Spd	Elapsed
1		15:42:51.005	15:40:58.024	47.528	1:05.453		15:42:51.005	1		15:43:37.693	15:41:41.777	50.649	1:05.267		15:43:37.693
2		2:22.754	39.676	42.214	1:00.864	237.3	15:45:13.759	2		2:20.373	40.228	41.674	58.471	222.2	15:45:58.066
3		2:14.252	37.029	39.532	57.691	238.9	15:47:28.011	3		2:12.368	37.022	39.159	56.187	241.6	15:48:10.434
4		2:12.408	36.752	38.832	56.824	239.4	15:49:40.419	4		2:19.866 P	36.872	38.865	1:04.129	234.7	15:50:30.300
5		2:12.540	36.312	39.291	56.937	240.0	15:51:52.959	5		2:37.140 P	53.207	39.377	1:04.556		15:53:07.440
6		7:17.317 P	36.387	37.568	6:03.362	240.0	15:59:10.276	6		3:15.813	1:39.865	39.228	56.720		15:56:23.253
7		2:32.156	54.941	40.243	56.972		16:01:42.432	7		2:11.262	36.952	38.546	55.764	240.0	15:58:34.515
8		2:11.826	36.362	38.625	56.839	240.5	16:03:54.258	8		2:10.862	36.485	38.580	55.797	240.5	16:00:45.377
9		2:11.855	36.202	38.417	57.236	242.1	16:06:06.113	9		2:18.596 P	36.067	38.347	1:04.182	240.5	16:03:03.973
10		2:22.507	42.983	42.940	56.584	175.8	16:08:28.620	10		4:59.144	3:24.097	38.532	56.515		16:08:03.117
11		2:11.585	36.442	38.769	56.374	240.0	16:10:40.205	11		2:13.000	36.568	38.272	58.160	245.4	16:10:16.117
12		2:11.211	36.340	38.849	56.022	240.0	16:12:51.416	12		2:29.007 P	41.127	43.786	1:04.094	192.5	16:12:45.124
13		4:35.053 P	38.798	41.892	3:14.363	240.5	16:17:26.469	13		3:49.276 P	2:04.768	40.146	1:04.362		16:16:34.400
14		2:26.310	51.193	38.887	56.230		16:19:52.779	7 1 Marc De Fulgencio McLaren 570S 2 Thiago Vivacqua Teo Martin Motorsport							
15		2:12.738	36.602	39.309	56.827	233.2	16:22:05.517								
16		2:10.111	36.597	38.494	55.020	234.7	16:24:15.628								
17		2:39.210 P	37.186	39.416	1:22.608	235.2	16:26:54.838	1		15:44:24.460	15:41:35.884	1:15.248	1:33.328		15:44:24.460
18		2:42.322 P	50.787	39.186	1:12.349		16:29:37.160	2		3:03.284	53.930	59.127	1:10.227	128.7	15:47:27.744
19			51.866	44.585				3		2:38.640	45.442	48.624	1:04.574	201.4	15:50:06.384

3							10								
1 Nicolas Vandierendonck							1 Daniel Díaz-Varela								
Porsche 991 Cup MY 2018							Audi R8 LMS								
AM							AM								
2 Filip Teunkens							2 Manel Cerqueda								
EMG Motorsport							Baporo Motorsport								
Lap	D	Time	Sector 1	Sector 2	Sector 3	T. Spd	Elapsed	Lap	D	Time	Sector 1	Sector 2	Sector 3	T. Spd	Elapsed
1		15:43:32.611	15:41:33.664	56.197	1:02.750		15:43:32.611	1		15:42:48.282	15:41:00.690	45.775	1:01.817		15:42:48.282
2		2:16.246	37.809	40.397	58.040	232.2	15:45:48.857	2		2:14.019	37.234	39.757	57.028	230.7	15:45:02.301
3		2:14.724	37.212	40.105	57.407	231.2	15:48:03.581	3		2:13.084	36.517	39.269	57.298	232.2	15:47:15.385
4		2:14.287	36.823	40.146	57.318	231.7	15:50:17.868	4		2:12.902	36.698	39.335	56.869	231.7	15:49:28.287
5		2:12.842	36.814	39.429	56.599	233.2	15:52:30.710	5		2:12.349	36.524	39.346	56.479	232.2	15:51:40.636
6		2:11.999	36.700	39.286	56.013	234.2	15:54:42.709	6		2:24.555 P	37.630	40.300	1:06.625	232.7	15:54:05.191
7		2:11.864	36.505	39.354	56.005	233.7	15:56:54.573	7		3:51.249	2:12.802	41.425	57.022		15:57:56.440
8		2:24.925 P	36.732	40.608	1:07.585	233.7	15:59:19.498	8		2:12.497	36.504	39.183	56.810	232.2	16:00:08.937
9		4:27.234	2:49.103	40.325	57.806		16:03:46.732	9		2:12.199	36.505	39.309	56.385	232.2	16:02:21.136
10		2:14.423	36.922	40.513	56.988	233.2	16:06:01.155	10		2:11.832	36.084	39.244	56.504	232.2	16:04:32.968
11		2:14.446	36.535	41.209	56.702	234.2	16:08:15.601	11		2:31.276 P	38.257	40.005	1:13.014	232.2	16:07:04.244
12		2:12.479	36.398	39.400	56.681	233.2	16:10:28.080	12		4:36.276	2:55.927	43.474	56.875		16:11:40.520
13		2:30.252	51.073	42.071	57.108	232.7	16:12:58.332	13		2:11.628	36.719	39.301	55.608	233.2	16:13:52.148
14		2:13.639	36.710	39.657	57.272	233.7	16:15:11.971	14		2:11.592	36.519	39.064	56.009	233.2	16:16:03.740
15		2:24.249 P	36.845	41.215	1:06.189	233.2	16:17:36.220	15		2:11.838	36.548	39.221	56.069	233.2	16:18:15.578
16		4:37.584	3:02.063	39.572	55.949		16:22:13.804	16		2:24.798 P	36.392	39.162	1:09.244	233.7	16:20:40.376
17		2:11.608	36.156	39.294	56.158	233.7	16:24:25.412	17		4:00.001	2:14.081	42.908	1:03.012		16:24:40.377
18		2:12.054	36.284	39.263	56.507	233.2	16:26:37.466	18		2:11.360	36.283	38.938	56.139	234.2	16:26:51.737
19		2:11.653	35.931	39.182	56.540	232.7	16:28:49.119	19		2:11.025	35.971	39.032	56.022	235.8	16:29:02.762
20		2:35.877 P	36.492	39.466	1:19.919	233.7	16:31:24.996	20		2:33.998 P	37.343	39.055	1:17.600	235.2	16:31:36.760





Paul Ricard
GT Cup Open Europe
Free Practice - 2
Lap Analysis



11 1 Eugenio Pisani Porsche 991 Cup MY 2018
 SILVER 2 Michele Merendino Duell Race

Lap	D	Time	Sector 1	Sector 2	Sector 3	T. Spd	Elapsed
1		15:43:03.905	15:41:12.565	49.735	1:01.605		15:43:03.905
2		2:16.534	38.318	40.686	57.530	231.7	15:45:20.439
3		2:14.518	36.984	39.658	57.876	232.7	15:47:34.957
4		2:13.796	37.316	39.723	56.757	233.2	15:49:48.753
5		2:12.863	36.519	39.484	56.860	233.2	15:52:01.616
6		2:18.827 P	36.810	39.263	1:02.754	234.2	15:54:20.443
7		4:48.306	3:12.503	39.419	56.384		15:59:08.749
8		2:14.200	36.515	39.413	58.272	232.7	16:01:22.949
9		2:13.368	36.915	39.498	56.955	233.2	16:03:36.317
10		2:13.403	36.708	39.431	57.264	233.2	16:05:49.720
11		2:12.886	36.964	39.299	56.623	232.7	16:08:02.606
12		2:21.856 P	37.948	39.140	1:04.768	229.7	16:10:24.462
13		6:00.527 P	4:05.908	39.585	1:15.034		16:16:24.989
14		5:59.704	4:16.672	44.422	58.610		16:22:24.693
15		2:12.832	37.228	39.486	56.118	232.7	16:24:37.525
16		2:12.902	36.420	39.976	56.506	233.2	16:26:50.427
17		2:11.072	36.282	38.826	55.964	233.7	16:29:01.499
18		2:32.785 P	36.433	38.958	1:17.394	233.2	16:31:34.284

13 1 Juame Font Porsche 991 Cup MY 2018
 AM 2 Joan Vinyes Baporo Motorsport

Lap	D	Time	Sector 1	Sector 2	Sector 3	T. Spd	Elapsed
1		15:44:38.255	15:42:53.499	44.997	59.759		15:44:38.255
2		2:15.272	38.471	40.179	56.622	229.2	15:46:53.527
3		2:13.366	37.137	39.787	56.442	229.7	15:49:06.893
4		2:13.347	37.152	39.877	56.318	231.7	15:51:20.240
5		2:12.888	36.773	39.711	56.404	231.7	15:53:33.128
6		2:13.881	36.784	40.034	57.063	231.7	15:55:47.009
7		2:24.081 P	36.839	40.350	1:06.892	231.2	15:58:11.090
8		4:19.915	2:43.792	39.729	56.394		16:02:31.005
9		2:13.187	36.801	39.501	56.885	233.2	16:04:44.192
10		2:12.472	36.739	39.473	56.260	232.7	16:06:56.664
11		2:11.871	36.579	39.294	55.998	232.2	16:09:08.535
12		2:12.443	36.299	39.242	56.902	232.7	16:11:20.978
13		2:12.002	36.595	39.443	55.964	232.2	16:13:32.980
14		2:11.440	36.396	38.964	56.080	232.2	16:15:44.420
15		2:11.940	36.485	39.307	56.148	232.2	16:17:56.360
16		2:12.930	36.445	39.510	56.975	232.7	16:20:09.290
17		2:12.803	36.806	39.554	56.443	231.7	16:22:22.093
18		2:13.133	37.067	39.378	56.688	232.2	16:24:35.226
19		2:12.822	36.640	39.982	56.200	233.2	16:26:48.048
20		2:12.062	36.628	39.082	56.352	233.2	16:29:00.110
21		2:39.099 P	36.339	39.730	1:23.030	233.2	16:31:39.209

12 1 Glauco Solieri Lamborghini Huracan Super Trofeo Evo
 AM 2 Antonelli MotorSport

Lap	D	Time	Sector 1	Sector 2	Sector 3	T. Spd	Elapsed
1		15:46:10.471	15:44:27.011	43.917	59.543		15:46:10.471
2		2:13.772	37.486	40.141	56.145	238.9	15:48:24.243
3		2:12.255	36.505	39.321	56.429	240.0	15:50:36.498
4		2:11.090	36.291	38.889	55.910	239.4	15:52:47.588
5		2:10.640	35.922	38.781	55.937	241.6	15:54:58.228
6		4:32.502 P	40.790	43.166	3:08.546	223.1	15:59:30.730
7		2:31.180	54.427	39.826	56.927		16:02:01.910
8		2:13.834	37.192	39.123	57.519	241.0	16:04:15.744
9		5:07.258 P	36.234	38.786	3:52.238	240.5	16:09:23.002
10		2:29.954	54.350	39.622	55.982		16:11:52.956
11		2:10.707	36.125	39.031	55.551	241.6	16:14:03.663
12		2:10.672	36.090	38.493	56.089	242.1	16:16:14.335
13		2:11.712	36.394	39.354	55.964	242.1	16:18:26.047
14		2:10.063	35.972	38.727	55.364	241.0	16:20:36.110
15			38.603	40.123		240.5	

15 1 Fernando Navarrete Porsche 991 Cup MY 2018
 PROAM 2 Fernando Navarrete Jr. Duell Race

Lap	D	Time	Sector 1	Sector 2	Sector 3	T. Spd	Elapsed
1		15:42:56.405	15:41:06.056	50.453	59.896		15:42:56.405
2		2:13.237	37.050	39.555	56.632	230.7	15:45:09.642
3		2:11.857	36.407	39.556	55.894	231.2	15:47:21.499
4		2:11.854	36.743	39.571	55.540	231.7	15:49:33.353
5		2:31.697 P	40.546	46.982	1:04.169	232.2	15:52:05.050
6		4:58.241	2:55.955	45.136	1:17.150		15:57:03.291
7		2:26.014	40.757	43.233	1:02.024	193.5	15:59:29.305
8		2:22.858	40.659	42.269	59.930	224.0	16:01:52.163
9		2:24.539	42.062	41.807	1:00.670	200.0	16:04:16.702
10		2:19.327	38.514	41.120	59.693	231.7	16:06:36.029
11		2:18.517	38.994	41.100	58.423	231.7	16:08:54.546
12		2:53.154	39.189	1:13.947	1:00.018	225.4	16:11:47.700
13		2:29.444	41.083	47.986	1:00.375	231.7	16:14:17.144
14		2:18.098	38.480	41.081	58.537	232.2	16:16:35.242
15		2:18.403	38.946	40.590	58.867	230.7	16:18:53.645
16		2:17.639	38.115	40.361	59.163	231.7	16:21:11.284
17		2:18.481	38.573	40.099	59.809	231.2	16:23:29.765
18		2:33.232 P	38.140	40.748	1:14.344	232.2	16:26:02.997
19		4:29.056	2:48.815	41.691	58.550		16:30:32.053
20		2:40.133 P	41.241	43.345	1:15.547	230.7	16:33:12.186





Paul Ricard
GT Cup Open Europe
Free Practice - 2
Lap Analysis



18 1 Guillem Pujeu McLaren 570S
 SILVER 2 Faust Salom Teo Martin Motorsport

34 1 Cédric Mezard Porsche 991 Cup gen II MY 2018
 PROAM 2 Steeve Hiesse Martinet By Almeras

Lap D	Time	Sector 1	Sector 2	Sector 3	T. Spd	Elapsed
1	15:50:15.907	15:47:25.355	1:22.980	1:27.572	15:50:15.907	
2	2:52.003	50.553	52.468	1:08.982	146.3	15:53:07.910
3	2:30.279	44.850	45.227	1:00.202	166.9	15:55:38.189
4	2:38.754 P	44.055	45.805	1:08.894	153.4	15:58:16.943
5	3:52.313	2:16.715	39.326	56.272		16:02:09.256
6	2:10.822	35.813	38.974	56.035	246.0	16:04:20.078
7	2:10.897	35.903	38.923	56.071	246.0	16:06:30.975
8	2:12.129	35.612	39.535	56.982	244.8	16:08:43.104
9	2:13.498	37.068	40.333	56.097	235.2	16:10:56.602
10	2:32.585 P	38.743	45.244	1:08.598	242.6	16:13:29.187
11	4:17.454	2:42.117	39.291	56.046		16:17:46.641
12	2:11.211	36.279	39.137	55.795	243.7	16:19:57.852
13	2:11.842	36.397	39.057	56.388	242.6	16:22:09.694
14	2:10.990	35.813	39.203	55.974	244.3	16:24:20.684
15	2:11.774	36.122	39.079	56.573	243.2	16:26:32.458
16	2:11.732	35.978	39.137	56.617	243.2	16:28:44.190
17	2:32.009 P	36.537	39.135	1:16.337	242.6	16:31:16.199

Lap D	Time	Sector 1	Sector 2	Sector 3	T. Spd	Elapsed
1	15:42:39.563	15:40:58.119	43.641	57.803	15:42:39.563	
2	2:13.136	37.156	40.396	55.584	230.2	15:44:52.699
3	2:10.722	36.091	39.072	55.559	231.2	15:47:03.421
4	2:11.574	36.136	39.935	55.503	232.2	15:49:14.995
5	2:10.990	36.144	39.317	55.529	232.7	15:51:25.985
6	2:20.996 P	36.140	39.024	1:05.832	234.2	15:53:46.981
7	5:50.384	4:03.536	50.702	56.146		15:59:37.365
8	2:12.306	36.339	39.331	56.636	233.2	16:01:49.671
9	2:22.332 P	36.189	39.325	1:06.818	234.2	16:04:12.003
10	5:06.860	3:29.153	40.128	57.579		16:09:18.863
11	2:14.436	37.355	40.131	56.950	233.7	16:11:33.299
12	2:24.645	45.569	40.850	58.226	233.2	16:13:57.944
13	2:14.891	37.108	40.115	57.668	233.2	16:16:12.835
14	2:16.467	37.623	41.426	57.418	233.2	16:18:29.302
15	2:15.256	36.794	40.479	57.983	232.7	16:20:44.558
16	2:13.379	36.685	39.535	57.159	232.7	16:22:57.937
17	2:14.909	36.871	40.218	57.820	233.2	16:25:12.846
18	2:14.157	37.111	39.730	57.316	233.2	16:27:27.003
19	2:13.758	36.926	39.985	56.847	233.7	16:29:40.761
20	2:31.354 P	38.230	43.862	1:09.262	233.7	16:32:12.115

22 1 Niki Leutwiler Porsche 911 Cup MY 2018
 AM 2 Niki Leutwiler / PZ OBERER ZURICKSEE by TFT

37 1 John De Wilde Porsche 991 Cup MY 2018
 AM 2 EMG Motorsport

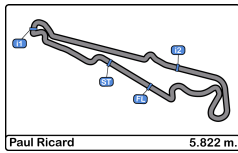
Lap D	Time	Sector 1	Sector 2	Sector 3	T. Spd	Elapsed
1	15:44:20.434	15:42:33.401	46.006	1:01.027	15:44:20.434	
2	2:12.233	37.070	39.046	56.117	230.2	15:46:32.667
3	2:11.988	36.759	39.157	56.072	231.2	15:48:44.655
4	2:11.080	36.264	39.068	55.748	232.2	15:50:55.735
5	2:10.835	36.504	38.901	55.430	232.7	15:53:06.570
6	2:19.154 P	36.052	39.727	1:03.375	233.7	15:55:25.724
7	6:10.956	4:36.003	38.925	56.028		16:01:36.680
8	2:11.131	36.320	39.196	55.615	232.2	16:03:47.811
9	2:11.677	36.131	39.650	55.896	234.2	16:05:59.488
10	2:19.781 P	36.089	40.261	1:03.431	234.2	16:08:19.269
11	5:18.813	3:44.257	38.993	55.563		16:13:38.082
12	2:10.347	36.066	38.865	55.416	232.2	16:15:48.429
13	2:10.972	36.092	39.298	55.582	232.7	16:17:59.401
14	2:24.666 P	41.000	39.231	1:04.435	233.2	16:20:24.067
15	4:18.020	2:41.883	39.496	56.641		16:24:42.087
16	2:10.617	36.082	39.077	55.458	234.7	16:26:52.704
17	2:39.653 P	36.132	58.394	1:05.127	234.7	16:29:32.357

Lap D	Time	Sector 1	Sector 2	Sector 3	T. Spd	Elapsed
1	15:43:44.090	15:41:31.097	57.363	1:15.630	15:43:44.090	
2	2:16.869	38.330	40.373	58.166	229.7	15:46:00.959
3	2:12.830	36.349	39.243	57.238	231.7	15:48:13.789
4	2:12.445	36.280	39.232	56.933	232.2	15:50:26.234
5	2:12.919	36.425	39.475	57.019	232.7	15:52:39.153
6	2:12.092	36.135	39.280	56.677	232.7	15:54:51.245
7	2:12.107	36.216	39.198	56.693	232.7	15:57:03.352
8	2:18.920 P	36.558	39.189	1:03.173	232.2	15:59:22.272
9	5:27.665	3:51.390	39.552	56.723		16:04:49.937
10	2:11.637	36.350	39.065	56.222	233.2	16:07:01.574
11	2:12.769	36.741	38.987	57.041	233.2	16:09:14.343
12	2:11.592	36.193	39.006	56.393	232.7	16:11:25.935
13	2:25.313 P	36.495	43.174	1:05.644	232.7	16:13:51.248
14	4:20.094	2:44.096	39.320	56.678		16:18:11.342
15	2:11.635	35.982	39.150	56.503	232.2	16:20:22.977
16	2:11.243	36.018	39.135	56.090	232.7	16:22:34.220
17	2:12.170	36.196	39.553	56.421	234.2	16:24:46.390
18	2:11.638	36.382	39.172	56.084	235.8	16:26:58.028
19	2:11.773	36.308	39.161	56.304	234.7	16:29:09.801
20	2:42.799 P	36.367	45.096	1:21.336	234.2	16:31:52.600

27 1 JP Mauro Lamborghini Huracan Super Trofeo Evo
 AM 2 Rodolfo Toni Vincenzo Sospiri Racing

Lap D	Time	Sector 1	Sector 2	Sector 3	T. Spd	Elapsed
1	15:48:48.144 P	15:46:58.911	42.708	1:06.525	15:48:48.144	
2	2:43.870	54.034	47.324	1:02.512		15:51:32.014
3	2:11.583	36.323	39.115	56.145	237.8	15:53:43.597
4	2:11.711	36.372	39.999	55.340	237.8	15:55:55.308
5	2:10.981	35.750	38.749	56.482	240.0	15:58:06.289
6	2:21.141 P	37.058	39.687	1:04.396	236.3	16:00:27.430
7	3:28.071 P	1:42.056	40.736	1:05.279		16:03:55.501
8	4:26.530	2:48.351	40.354	57.825		16:08:22.031
9	2:11.301	36.535	38.856	55.910	240.0	16:10:33.332
10	2:10.516	36.557	38.771	55.188	240.0	16:12:43.848
11	2:10.944	36.566	38.870	55.508	236.8	16:14:54.792
12	2:21.226 P	36.247	40.536	1:04.443	238.4	16:17:16.018
13	3:47.352 P	1:56.854	42.722	1:07.776		16:21:03.370





Paul Ricard
GT Cup Open Europe
Free Practice - 2
Lap Analysis



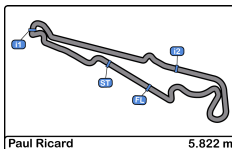
71 1 Pierre Martinet Porsche 991 Cup MY2017
 AM 2 Gérard Tremblay Martinet By Almeras

Lap	D	Time	Sector 1	Sector 2	Sector 3	T. Spd	Elapsed
1		15:43:29.848	15:41:23.799	54.043	1:12.006		15:43:29.848
2		2:34.076	43.699	44.123	1:06.254	225.9	15:46:03.924
3		2:31.345	41.349	44.979	1:05.017	228.3	15:48:35.269
4		2:31.145	42.723	44.198	1:04.224	228.8	15:51:06.414
5		2:29.095	41.478	43.561	1:04.056	227.8	15:53:35.509
6		2:29.494	40.768	44.411	1:04.315	230.2	15:56:05.003
7		2:27.946	41.408	43.807	1:02.731	228.3	15:58:32.949
8		2:26.247	40.328	42.925	1:02.994	230.7	16:00:59.196
9		2:28.016	40.886	44.256	1:02.874	230.7	16:03:27.212
10		2:27.267	40.509	44.139	1:02.619	229.2	16:05:54.479
11		2:43.555 P	40.512	46.269	1:16.774	229.2	16:08:38.034
12		4:36.889	2:54.523	41.890	1:00.476		16:13:14.923
13		2:18.124	38.594	41.147	58.383	231.2	16:15:33.047
14		2:18.549	39.326	40.924	58.299	230.7	16:17:51.596
15		2:18.481	38.555	40.714	59.212	232.7	16:20:10.077
16		2:16.641	38.183	40.771	57.687	233.2	16:22:26.718
17		2:18.134	38.035	41.799	58.300	234.7	16:24:44.852
18		2:18.113	39.112	40.798	58.203	235.2	16:27:02.965
19		2:15.964	37.771	40.286	57.907	233.2	16:29:18.929
20		2:40.897 P	38.164	44.981	1:17.752	233.7	16:31:59.826

81 1 Lino Curti Porsche 991 Cup gen II MY 2018
 PROAM 2 Carlo Curti Tsunami RT

Lap	D	Time	Sector 1	Sector 2	Sector 3	T. Spd	Elapsed
1		15:43:31.191	15:41:25.317	56.512	1:09.362		15:43:31.191
2		2:20.788	40.076	40.475	1:00.237	230.7	15:45:51.979
3		2:12.778	36.998	39.354	56.426	231.7	15:48:04.757
4		2:12.367	36.486	39.363	56.518	232.7	15:50:17.124
5		2:12.703	36.690	39.539	56.474	232.2	15:52:29.827
6		2:12.006	36.677	39.384	55.945	231.7	15:54:41.833
7		2:11.793	36.396	39.326	56.071	231.7	15:56:53.626
8		2:20.506 P	36.814	40.200	1:03.492	232.2	15:59:14.132
9		5:21.696	3:25.976	49.767	1:05.953		16:04:35.828
10		2:11.352	36.602	39.162	55.588	231.7	16:06:47.180
11		2:10.914	36.354	39.084	55.476	231.7	16:08:58.094
12		2:22.903 P	36.259	41.506	1:05.138	232.2	16:11:20.997
13		4:27.936	2:46.448	39.857	1:01.631		16:15:48.933
14		2:11.956	36.510	39.097	56.349	233.7	16:18:00.889
15		2:25.091 P	36.703	40.308	1:08.080	232.7	16:20:25.980
16		2:56.805	1:19.779	39.472	57.554		16:23:22.785
17		2:12.322	36.743	39.175	56.404	231.7	16:25:35.107
18		2:12.451	36.853	39.178	56.420	232.7	16:27:47.558
19		2:12.012	36.396	39.126	56.490	231.7	16:29:59.570
20		2:51.289 P	44.905	52.766	1:13.618	231.2	16:32:50.859



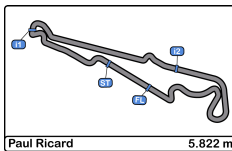


Paul Ricard
 GT Cup Open Europe
 Free Practice - 2
Best Sectors Results



Sector - 1				Sector - 2				Sector - 3				Ideal Lap vs Best Lap				
Clas	Nº	Driver	Time	Nº	Driver	Time	Nº	Driver	Time	Clas	Nº	Driver	Ideal Lap	Best Lap	Clas	
1	18	Pujeu - Salom	35.612	2	Basso - Salas	37.568	2	Basso - Salas	55.020	1	2	Basso - Salas	2:08.790	2:10.111	2	
2	27	Mauro - Toni	35.750	6	Koller - Liberati	38.272	27	Mauro - Toni	55.188	2	27	Mauro - Toni	2:09.687	2:10.516	4	
3	12	Glauco Solieri	35.922	12	Glauco Solieri	38.493	12	Glauco Solieri	55.364	3	12	Glauco Solieri	2:09.779	2:10.063	1	
4	3	Vandierendonck -	35.931	27	Mauro - Toni	38.749	22	Niki Leutwiler	55.416	4	6	Koller - Liberati	2:10.103	2:10.862	7	
5	10	Díaz-Varela - Cerqueda	35.971	11	Pisani - Merendino	38.826	81	Curti - Curti	55.476	5	18	Pujeu - Salom	2:10.330	2:10.822	6	
6	37	John De Wilde	35.982	22	Niki Leutwiler	38.865	34	Mezard - Hiesse	55.503	6	22	Niki Leutwiler	2:10.333	2:10.347	3	
7	22	Niki Leutwiler	36.052	18	Pujeu - Salom	38.923	15	Navarrete - Navarrete Jr.	55.540	7	10	Díaz-Varela - Cerqueda	2:10.517	2:11.025	9	
8	6	Koller - Liberati	36.067	10	Díaz-Varela - Cerqueda	38.938	10	Díaz-Varela - Cerqueda	55.608	8	34	Mezard - Hiesse	2:10.618	2:10.722	5	
9	34	Mezard - Hiesse	36.091	13	Font - Vinyes	38.964	6	Koller - Liberati	55.764	9	81	Curti - Curti	2:10.819	2:10.914	8	
10	2	Basso - Salas	36.202	37	John De Wilde	38.987	18	Pujeu - Salom	55.795	10	37	John De Wilde	2:11.053	2:11.243	11	
11	81	Curti - Curti	36.259	34	Mezard - Hiesse	39.024	3	Vandierendonck -	55.949	11	3	Vandierendonck -	2:11.062	2:11.608	13	
12	11	Pisani - Merendino	36.282	81	Curti - Curti	39.084	11	Pisani - Merendino	55.964	12	11	Pisani - Merendino	2:11.072	2:11.072	10	
13	13	Font - Vinyes	36.299	3	Vandierendonck -	39.182	13	Font - Vinyes	55.964	13	13	Font - Vinyes	2:11.227	2:11.440	12	
14	15	Navarrete - Navarrete Jr.	36.407	7	De Fulgencio - Vivacqua	39.283	37	John De Wilde	56.084	14	15	Navarrete - Navarrete Jr.	2:11.502	2:11.854	14	
15	7	De Fulgencio - Vivacqua	36.652	15	Navarrete - Navarrete Jr.	39.555	7	De Fulgencio - Vivacqua	57.006	15	7	De Fulgencio - Vivacqua	2:12.941	2:13.042	15	
16	71	Martinet - Tremblay	37.771	71	Martinet - Tremblay	40.286	71	Martinet - Tremblay	57.687	16	71	Martinet - Tremblay	2:15.744	2:15.964	16	





Paul Ricard
GT Cup Open Europe
Free Practice - 2
Best 5 Lap Times



Cl	N°	Entrant/Team	Nat	Driver 1	Nat	Status	Driver 2	Nat	Status	Vehicle	Cat	Cl	Best 1		Best 2		Best 3		Best 4		Best 5	
													Time	Lap	Time	Lap	Time	Lap	Time	Lap	Time	Lap
1	12	Antonelli MotorSport	ITA	Glauco Solieri	ITA					Lamborghini Huracan Super	AM	1	2:10.063	14	2:10.640	5	2:10.672	12	2:10.707	11	2:11.090	4
2	2	Sports and You	PRT	Marcio Basso	BRA		Guilherme Salas	BRA		Mercedes AMG R	PROAM	1	2:10.111	16	2:11.211	12	2:11.585	11	2:11.826	8	2:11.855	9
3	22	Niki Leutwiler / PZ OBERER	CHE	Niki Leutwiler	CHE					Porsche 911 Cup MY 201	AM	2	2:10.347	12	2:10.617	16	2:10.835	5	2:10.972	13	2:11.080	4
4	27	Vincenzo Sospiri Racing	ITA	JP Mauro	BRA		Rodolfo Toni	BRA		Lamborghini Huracan Super	AM	3	2:10.516	10	2:10.944	11	2:10.981	5	2:11.301	9	2:11.583	3
5	34	Martinet By Almeras	FRA	Cédric Mezard	FRA		Steeve Hiesse	FRA		Porsche 991 Cup gen II MY	PROAM	2	2:10.722	3	2:10.990	5	2:11.574	4	2:12.306	8	2:13.136	2
6	18	Teo Martin Motorsport	ESP	Guillem Pujeu	ESP		Faust Salom	ESP		McLaren 570S	SILVER	1	2:10.822	6	2:10.897	7	2:10.990	14	2:11.211	12	2:11.732	16
7	6	Vincenzo Sospiri Racing	ITA	Hans-Peter Koller	ITA		Edoardo Liberati	ITA		Lamborghini Huracan Super	PROAM	3	2:10.862	8	2:11.262	7	2:12.368	3	2:13.000	11	2:18.596	9
8	81	Tsunami RT	ITA	Lino Curti	ITA		Carlo Curti	ITA		Porsche 991 Cup gen II MY	PROAM	4	2:10.914	11	2:11.352	10	2:11.793	7	2:11.956	14	2:12.006	6
9	10	Baporo Motorsport	ESP	Daniel Díaz-Varela	ESP		Manel Cerqueda	AND		Audi R8 LMS	AM	4	2:11.025	19	2:11.360	18	2:11.592	14	2:11.628	13	2:11.832	10
10	11	Duell Race	ITA	Eugenio Pisani	ITA		Michele Merendino	ITA		Porsche 991 Cup MY 201	SILVER	2	2:11.072	17	2:12.832	15	2:12.863	5	2:12.886	11	2:12.902	16
11	37	EMG Motorsport	BEL	John De Wilde	BEL					Porsche 991 Cup MY 201	AM	5	2:11.243	16	2:11.592	12	2:11.635	15	2:11.637	10	2:11.638	18
12	13	Baporo Motorsport	ESP	Juame Font	ESP		Joan Vinyes	AND		Porsche 991 Cup MY 201	AM	6	2:11.440	14	2:11.871	11	2:11.940	15	2:12.002	13	2:12.062	20
13	3	EMG Motorsport	BEL	Nicolas Vandierendonck	BEL		Filip Teunkens	BEL		Porsche 991 Cup MY 201	AM	7	2:11.608	17	2:11.653	19	2:11.864	7	2:11.999	6	2:12.054	18
14	15	Duell Race	ITA	Fernando Navarrete	ESP		Fernando Navarrete Jr.	ESP		Porsche 991 Cup MY 201	PROAM	5	2:11.854	4	2:11.857	3	2:13.237	2	2:17.639	16	2:18.098	14
15	7	Teo Martin Motorsport	ESP	Marc De Fulgencio	ESP		Thiago Vivacqua	BRA		McLaren 570S	SILVER	3	2:13.042	6	2:13.878	10	2:13.893	9	2:16.024	5	2:21.908	7
16	71	Martinet By Almeras	FRA	Pierre Martinet	FRA		Gérard Tremblay	FRA		Porsche 991 Cup MY2017	AM	8	2:15.964	19	2:16.641	16	2:18.113	18	2:18.124	13	2:18.134	17





Paul Ricard
GT Cup Open Europe
Free Practice - 2
Best 5 Top Speeds



Cl	Nº	Entrant/Team	Nat	Driver 1	Nat	Status	Driver 2	Nat	Status	Vehicle	Cat	Cl	Top 1		Top 2		Top 3		Top 4		Top 5		Avg
													Km/h	Lap	Km/h	Lap	Km/h	Lap	Km/h	Lap	Km/h	Lap	
1	18	Teo Martin Motorsport	ESP	Guillem Pujeu	ESP		Faust Salom	ESP		McLaren 570S	SILVER	1	246.0	6	246.0	7	244.8	8	244.3	14	243.7	12	245.0
2	6	Vincenzo Sospiri Racing	ITA	Hans-Peter Koller	CHE		Edoardo Liberati	ITA		Lamborghini Huracan Super	PROAM	1	245.4	11	241.6	3	240.5	8	240.5	9	240.0	7	241.6
3	2	Sports and You	PRT	Marcio Basso	BRA		Guilherme Salas	BRA		Mercedes AMG R	PROAM	2	242.1	9	240.5	8	240.5	13	240.0	5	240.0	6	240.6
4	7	Teo Martin Motorsport	ESP	Marc De Fulgencio	ESP		Thiago Vivacqua	BRA		McLaren 570S	SILVER	2	242.1	5	241.0	7	240.0	6	239.4	10	238.9	9	240.3
5	12	Antonelli MotorSport	ITA	Glauco Solieri	ITA					Lamborghini Huracan Super	AM	1	242.1	12	242.1	13	241.6	5	241.6	11	241.0	8	241.7
6	27	Vincenzo Sospiri Racing	ITA	JP Mauro	BRA		Rodolfo Toni	BRA		Lamborghini Huracan Super	AM	2	240.0	5	240.0	9	240.0	10	238.4	12	237.8	3	239.2
7	10	Baporo Motorsport	ESP	Daniel Díaz-Varela	ESP		Manel Cerqueda	AND		Audi R8 LMS	AM	3	235.8	19	235.2	20	234.2	18	233.7	16	233.2	13	234.4
8	37	EMG Motorsport	BEL	John De Wilde	BEL					Porsche 991 Cup MY 201	AM	4	235.8	18	234.7	19	234.2	17	234.2	20	233.2	10	234.4
9	71	Martinet By Almeras	FRA	Pierre Martinet	FRA		Gérard Tremblay	FRA		Porsche 991 Cup MY2017	AM	5	235.2	18	234.7	17	233.7	20	233.2	16	233.2	19	234.0
10	22	Niki Leutwiler / PZ OBERER	CHE	Niki Leutwiler	CHE					Porsche 911 Cup MY 201	AM	6	234.7	16	234.7	17	234.2	9	234.2	10	233.7	6	234.3
11	3	EMG Motorsport	BEL	Nicolas Vandierendonck	BEL		Filip Teunkens	BEL		Porsche 991 Cup MY 201	AM	7	234.2	6	234.2	11	233.7	7	233.7	8	233.7	14	233.9
12	11	Duell Race	ITA	Eugenio Pisani	ITA		Michele Merendino	ITA		Porsche 991 Cup MY 201	SILVER	3	234.2	6	233.7	17	233.2	4	233.2	5	233.2	9	233.5
13	34	Martinet By Almeras	FRA	Cédric Mezard	FRA		Steeve Hiesse	FRA		Porsche 991 Cup gen II MY	PROAM	3	234.2	6	234.2	9	233.7	11	233.7	19	233.7	20	233.9
14	81	Tsunami RT	ITA	Lino Curti	ITA		Carlo Curti	ITA		Porsche 991 Cup gen II MY	PROAM	4	233.7	14	232.7	4	232.7	15	232.7	18	232.2	5	232.8
15	13	Baporo Motorsport	ESP	Juame Font	ESP		Joan Vinyes	AND		Porsche 991 Cup MY 201	AM	8	233.2	9	233.2	19	233.2	20	233.2	21	232.7	10	233.1
16	15	Duell Race	ITA	Fernando Navarrete	ESP		Fernando Navarrete Jr.	ESP		Porsche 991 Cup MY 201	PROAM	5	232.2	5	232.2	14	232.2	18	231.7	4	231.7	10	232.0





Paul Ricard
GT Cup Open Europe
Free Practice - 2
Fastest Laps Sequence



Lap	Time of Day	Session Time	Nº	Entrant/Team	Nat	Driver 1	Nat	Status	Driver 2	Nat	Status	Vehicle	Cat	Time	Km/h
2	15:44:52.699	4:52.699	34	Martinet By Almeras	FRA	Cédric Mezard	FRA		Steeve Hiesse	FRA		Porsche 991 Cup gen II	PROAM	2:13.136	157.4
2	15:46:32.667	6:32.667	22	Niki Leutwiler / PZ OBERER	CHE	Niki Leutwiler	CHE					Porsche 911 Cup MY 2018	AM	2:12.233	158.5
3	15:47:03.421	7:03.421	34	Martinet By Almeras	FRA	Cédric Mezard	FRA		Steeve Hiesse	FRA		Porsche 991 Cup gen II	PROAM	2:10.722	160.3
5	15:54:58.228	14:58.228	12	Antonelli MotorSport	ITA	Glauco Solieri	ITA					Lamborghini Huracan	AM	2:10.640	160.4
10	16:12:43.848	32:43.848	27	Vincenzo Sospiri Racing	ITA	JP Mauro	BRA		Rodolfo Toni	BRA		Lamborghini Huracan	AM	2:10.516	160.5
12	16:15:48.429	35:48.429	22	Niki Leutwiler / PZ OBERER	CHE	Niki Leutwiler	CHE					Porsche 911 Cup MY 2018	AM	2:10.347	160.7
14	16:20:36.110	40:36.110	12	Antonelli MotorSport	ITA	Glauco Solieri	ITA					Lamborghini Huracan	AM	2:10.063	161.1



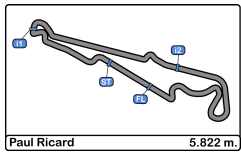


Paul Ricard
GT Cup Open Europe
Free Practice - 2
Event Best Maximum Speed



Nº	Entrant/Team	Nat	Driver 1	Nat	Status	Driver 2	Nat	Status	Vehicle	Cat	Km/h	Session
18	Teo Martin Motorsport	ESP	Guillem Pujeu	ESP		Faust Salom	ESP		McLaren 570S	SILVER	246.0	Free Practice - 2
6	Vincenzo Sospiri Racing	ITA	Hans-Peter Koller	CHE		Edoardo Liberati	ITA		Lamborghini Huracan	PROAM	245.4	Free Practice - 2
7	Teo Martin Motorsport	ESP	Marc De Fulgencio	ESP		Thiago Vivacqua	BRA		McLaren 570S	SILVER	244.3	Free Practice - 1
2	Sports and You	PRT	Marcio Basso	BRA		Guilherme Salas	BRA		Mercedes AMG R	PROAM	242.1	Free Practice - 2
12	Antonelli MotorSport	ITA	Glauco Solieri	ITA					Lamborghini Huracan	AM	242.1	Free Practice - 2
27	Vincenzo Sospiri Racing	ITA	JP Mauro	BRA		Rodolfo Toni	BRA		Lamborghini Huracan	AM	240.0	Free Practice - 2
32	Three Sixty Racing Team	ESP	Fernando Fortes	BRA		Julio Carlos Martini Filho	BRA		Mercedes AMG R	AM	237.8	Free Practice - 1
37	EMG Motorsport	BEL	John De Wilde	BEL					Porsche 991 Cup MY 2018	AM	235.8	Free Practice - 2
10	Baporo Motorsport	ESP	Daniel Díaz-Varela	ESP		Manel Cerqueda	AND		Audi R8 LMS	AM	235.8	Free Practice - 2
71	Martinet By Almeras	FRA	Pierre Martinet	FRA		Gérard Tremblay	FRA		Porsche 991 Cup MY2017	AM	235.2	Free Practice - 2
22	Niki Leutwiler / PZ OBERER	CHE	Niki Leutwiler	CHE					Porsche 911 Cup MY 2018	AM	234.7	Free Practice - 2
34	Martinet By Almeras	FRA	Cédric Mezard	FRA		Steeve Hiesse	FRA		Porsche 991 Cup gen II	PROAM	234.2	Free Practice - 2
11	Duell Race	ITA	Eugenio Pisani	ITA		Michele Merendino	ITA		Porsche 991 Cup MY 2018	SILVER	234.2	Free Practice - 2
3	EMG Motorsport	BEL	Nicolas Vandierendonck	BEL		Filip Teunkens	BEL		Porsche 991 Cup MY 2018	AM	234.2	Free Practice - 2
81	Tsunami RT	ITA	Lino Curti	ITA		Carlo Curti	ITA		Porsche 991 Cup gen II	PROAM	233.7	Free Practice - 2
13	Baporo Motorsport	ESP	Juame Font	ESP		Joan Vinyes	AND		Porsche 991 Cup MY 2018	AM	233.2	Free Practice - 2
15	Duell Race	ITA	Fernando Navarrete	ESP		Fernando Navarrete Jr.	ESP		Porsche 991 Cup MY 2018	PROAM	232.7	Free Practice - 1





Paul Ricard
GT Cup Open Europe
Free Practice - 2
Pit Stop Analysis



2	Marcio Basso	PROAM	Sports and You
	Guilherme Salas		Mercedes AMG R

Nr.	In Day Time	In Time	Out Time	Pit Time	T. Pit Time	Handicap	Penalty
1	15:54:07.517	15:54:07.517	15:59:26.809	5:19.292	5:19.292		
2	16:15:12.003	16:15:12.003	16:17:43.014	2:31.011	7:50.303		
3	16:26:25.868	16:26:25.868	16:27:11.384	45.516	8:35.819		
4	16:29:21.163	16:29:21.163	16:29:53.706	32.543	9:08.362		

3	Nicolas Vandierendonck	AM	EMG Motorsport
	Filip Teunkens		Porsche 991 Cup MY 2018

Nr.	In Day Time	In Time	Out Time	Pit Time	T. Pit Time	Handicap	Penalty
1	15:59:09.957	15:59:09.957	16:01:29.821	2:19.864	2:19.864		
2	16:17:27.562	16:17:27.562	16:20:01.665	2:34.103	4:53.967		

6	Hans-Peter Koller	PROAM	Vincenzo Sospiri Racing
	Edoardo Liberati		Lamborghini Huracan Super Trofeo Evo

Nr.	In Day Time	In Time	Out Time	Pit Time	T. Pit Time	Handicap	Penalty
1	15:50:21.739	15:50:21.739	15:50:47.366	25.627	25.627		
2	15:52:58.965	15:52:58.965	15:54:10.656	1:11.691	1:37.318		
3	16:02:55.478	16:02:55.478	16:05:50.286	2:54.808	4:32.126		
4	16:12:36.679	16:12:36.679	16:14:12.677	1:35.998	6:08.124		

7	Marc De Fulgencio	SILVER	Teo Martin Motorsport
	Thiago Vivacqua		McLaren 570S

Nr.	In Day Time	In Time	Out Time	Pit Time	T. Pit Time	Handicap	Penalty
1	15:59:49.643	15:59:49.643	16:01:32.502	1:42.859	1:42.859		

10	Daniel Diaz-Varela	AM	Baporo Motorsport
	Manel Cerqueda		Audi R8 LMS

Nr.	In Day Time	In Time	Out Time	Pit Time	T. Pit Time	Handicap	Penalty
1	15:53:56.029	15:53:56.029	15:55:36.013	1:39.984	1:39.984		
2	16:06:51.733	16:06:51.733	16:09:12.739	2:21.006	4:00.990		
3	16:20:31.226	16:20:31.226	16:22:13.753	1:42.527	5:43.517		

11	Eugenio Pisani	SILVER	Duell Race
	Michele Merendino		Porsche 991 Cup MY 2018

Nr.	In Day Time	In Time	Out Time	Pit Time	T. Pit Time	Handicap	Penalty
1	15:54:11.863	15:54:11.863	15:56:51.596	2:39.733	2:39.733		
2	16:10:15.914	16:10:15.914	16:13:53.594	3:37.680	6:17.413		
3	16:16:16.361	16:16:16.361	16:19:56.635	3:40.274	9:57.687		

12	Glauco Solieri	AM	Antonelli MotorSport
			Lamborghini Huracan Super Trofeo Evo

Nr.	In Day Time	In Time	Out Time	Pit Time	T. Pit Time	Handicap	Penalty
1	15:57:22.655	15:57:22.655	15:59:47.736	2:25.081	2:25.081		
2	16:06:27.771	16:06:27.771	16:09:39.821	3:12.050	5:37.131		

13	Juame Font	AM	Baporo Motorsport
	Joan Vinyes		Porsche 991 Cup MY 2018

Nr.	In Day Time	In Time	Out Time	Pit Time	T. Pit Time	Handicap	Penalty
1	15:58:02.084	15:58:02.084	16:00:17.019	2:14.935	2:14.935		

15	Fernando Navarrete	PROAM	Duell Race
	Fernando Navarrete Jr.		Porsche 991 Cup MY 2018

Nr.	In Day Time	In Time	Out Time	Pit Time	T. Pit Time	Handicap	Penalty
1	15:51:56.276	15:51:56.276	15:54:16.062	2:19.786	2:19.786		

18	Guillem Pujeu	SILVER	Teo Martin Motorsport
	Faust Salom		McLaren 570S

Nr.	In Day Time	In Time	Out Time	Pit Time	T. Pit Time	Handicap	Penalty
1	15:58:08.532	15:58:08.532	15:59:55.239	1:46.707	1:46.707		
2	16:13:20.731	16:13:20.731	16:15:34.765	2:14.034	4:00.741		

22	Niki Leutwiler	AM	Niki Leutwiler / PZ OBERER ZURICKSEE by TFT
			Porsche 911 Cup MY 2018

Nr.	In Day Time	In Time	Out Time	Pit Time	T. Pit Time	Handicap	Penalty
1	15:55:17.221	15:55:17.221	15:59:22.101	4:04.880	4:04.880		
2	16:08:10.815	16:08:10.815	16:11:24.008	3:13.193	7:18.073		
3	16:20:15.539	16:20:15.539	16:22:21.198	2:05.659	9:23.732		

27	JP Mauro	AM	Vincenzo Sospiri Racing
	Rodolfo Toni		Lamborghini Huracan Super Trofeo Evo

Nr.	In Day Time	In Time	Out Time	Pit Time	T. Pit Time	Handicap	Penalty
1	15:45:06.732	15:45:06.732	15:46:18.560	1:11.828	1:11.828		
2	15:48:39.613	15:48:39.613	15:49:05.351	25.738	1:37.566		
3	16:00:18.933	16:00:18.933	16:01:30.469	1:11.536	2:49.102		
4	16:03:46.966	16:03:46.966	16:06:06.833	2:19.867	5:08.969		
5	16:17:07.226	16:17:07.226	16:18:33.675	1:26.449	6:35.418		

34	Cédric Mezard	PROAM	Martinet By Almeras
	Steeve Hiesse		Porsche 991 Cup gen II MY 2018

Nr.	In Day Time	In Time	Out Time	Pit Time	T. Pit Time	Handicap	Penalty
1	15:53:38.210	15:53:38.210	15:57:07.391	3:29.181	3:29.181		
2	16:04:03.186	16:04:03.186	16:07:00.841	2:57.655	6:26.836		

37	John De Wilde	AM	EMG Motorsport
			Porsche 991 Cup MY 2018

Nr.	In Day Time	In Time	Out Time	Pit Time	T. Pit Time	Handicap	Penalty
1	15:59:13.302	15:59:13.302	16:02:36.372	3:23.070	3:23.070		
2	16:13:42.306	16:13:42.306	16:15:57.625	2:15.319	5:38.389		

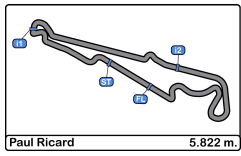
71	Pierre Martinet	AM	Martinet By Almeras
	Gérard Tremblay		Porsche 991 Cup MY2017

Nr.	In Day Time	In Time	Out Time	Pit Time	T. Pit Time	Handicap	Penalty
1	16:08:27.722	16:08:27.722	16:10:52.925	2:25.203	2:25.203		

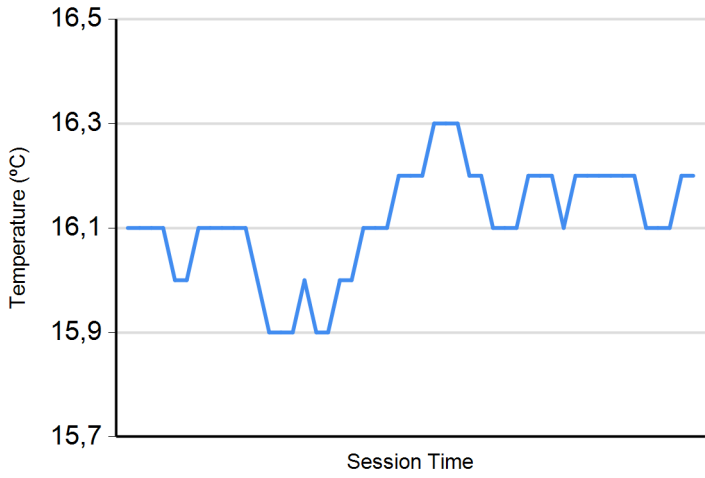
81	Lino Curti	PROAM	Tsunami RT
	Carlo Curti		Porsche 991 Cup gen II MY 2018

Nr.	In Day Time	In Time	Out Time	Pit Time	T. Pit Time	Handicap	Penalty
1	15:59:05.511	15:59:05.511	16:01:49.920	2:44.409	2:44.409		
2	16:11:12.368	16:11:12.368	16:13:27.679	2:15.311	4:59.720		
3	16:20:17.341	16:20:17.341	16:21:09.748	52.407	5:52.127		

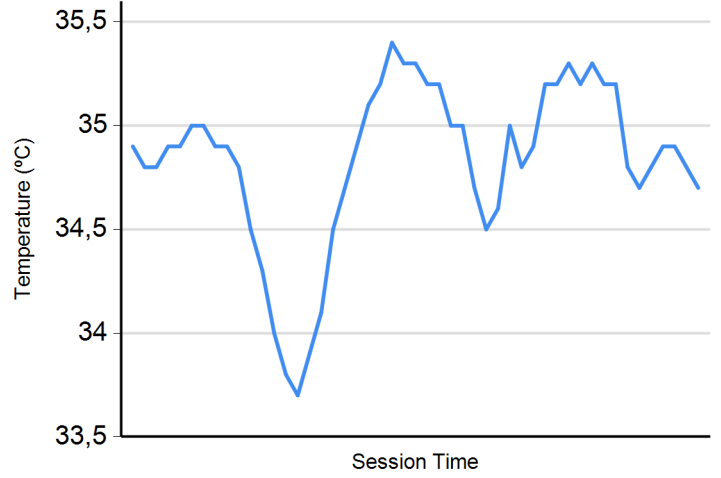




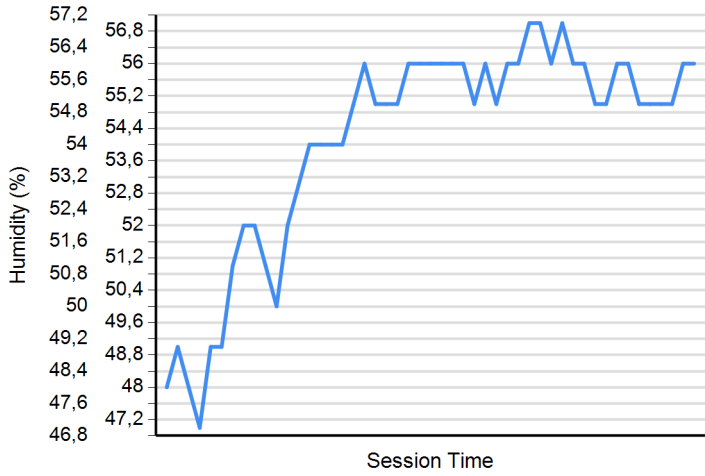
Air Temperature



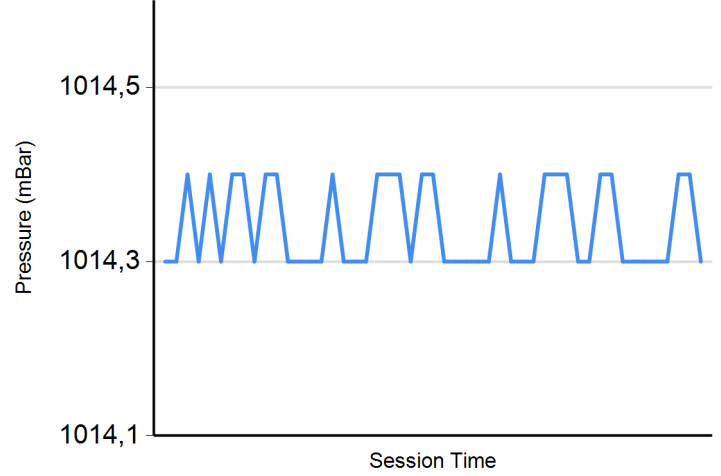
Track Temperature



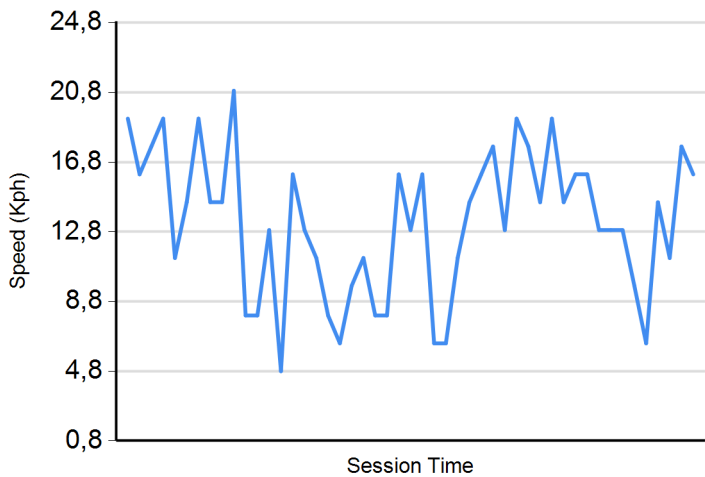
Humidity



Pressure

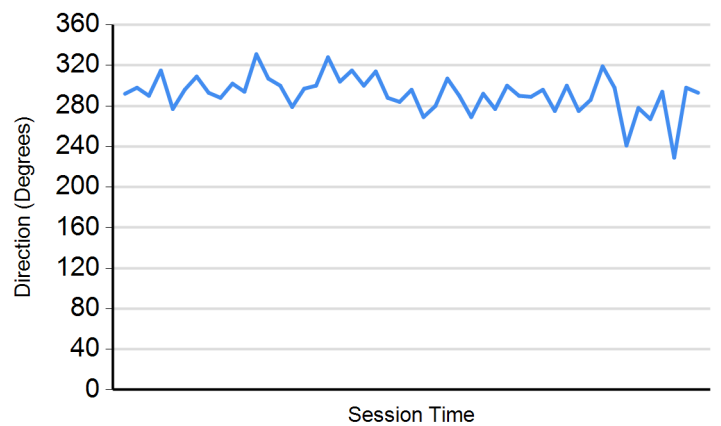


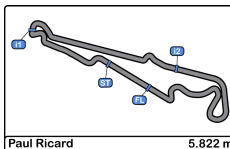
Wind Speed



Wind direction

North = 0°/360° Est = 90° South = 180° West = 270°





Paul Ricard
GT Cup Open Europe
Free Practice 1 - 2
Results



Cls	Nº	Entrant/Team	Nat	Driver 1	Nat	Status	Driver 2	Nat	Status	Vehicle	Cat	Cls	Laps	Free Practice - 1	Free Practice - 2	Best	Gap	Interval	Km/h		
1	12	Antonelli MotorSport	ITA	Glauco Solieri	ITA					Lamborghini Huracan Sup	AM	1	29	2:11.844	14	2:10.063	14	2:10.063			161.1
2	2	Sports and You	PRY	Marcio Basso	BRA		Guilherme Salas	BRA		Mercedes AMG R	PROAM	1	18			2:10.111	16	2:10.111	0.048	0.048	161.0
3	22	Niki Leutwiler / PZ OBERE	CHE	Niki Leutwiler	CHE					Porsche 911 Cup MY 201	AM	2	26	2:11.147	8	2:10.347	12	2:10.347	0.284	0.236	160.7
4	11	Duell Race	ITA	Eugenio Pisani	ITA		Michele Merendino	ITA		Porsche 991 Cup MY 201	SILVER	1	34	2:10.402	14	2:11.072	17	2:10.402	0.339	0.055	160.7
5	27	Vincenzo Sospiri Racing	ITA	JP Mauro	BRA		Rodolfo Toni	BRA		Lamborghini Huracan Sup	AM	3	13			2:10.516	10	2:10.516	0.453	0.114	160.5
6	34	Martinet By Almeras	FRA	Cédric Mezard	FRA		Steeve Hiesse	FRA		Porsche 991 Cup gen II M	PROAM	2	36	2:12.943	7	2:10.722	3	2:10.722	0.659	0.206	160.3
7	18	Teo Martin Motorsport	ESP	Guillem Pujeu	ESP		Faust Salom	ESP		McLaren 570S	SILVER	2	30	2:11.775	11	2:10.822	6	2:10.822	0.759	0.100	160.2
8	6	Vincenzo Sospiri Racing	ITA	Hans-Peter Koller	CHE		Edoardo Liberati	ITA		Lamborghini Huracan Sup	PROAM	3	13			2:10.862	8	2:10.862	0.799	0.040	160.1
9	81	Tsunami RT	ITA	Lino Curti	ITA		Carlo Curti	ITA		Porsche 991 Cup gen II M	PROAM	4	35	2:12.589	8	2:10.914	11	2:10.914	0.851	0.052	160.0
10	10	Baporo Motorsport	ESP	Daniel Díaz-Varela	ESP		Manel Cerqueda	AND		Audi R8 LMS	AM	4	33	2:11.760	6	2:11.025	19	2:11.025	0.962	0.111	159.9
11	37	EMG Motorsport	BEL	John De Wilde	BEL					Porsche 991 Cup MY 201	AM	5	28	2:11.940	4	2:11.243	16	2:11.243	1.180	0.218	159.6
12	13	Baporo Motorsport	ESP	Juame Font	ESP		Joan Vinyes	AND		Porsche 991 Cup MY 201	AM	6	34	2:12.502	12	2:11.440	14	2:11.440	1.377	0.197	159.4
13	3	EMG Motorsport	BEL	Nicolas Vandierendonck	BEL		Filip Teunkens	BEL		Porsche 991 Cup MY 201	AM	7	32	2:12.824	5	2:11.608	17	2:11.608	1.545	0.168	159.2
14	7	Teo Martin Motorsport	ESP	Marc De Fulgencio	ESP		Thiago Vivacqua	BRA		McLaren 570S	SILVER	3	25	2:11.692	11	2:13.042	6	2:11.692	1.629	0.084	159.1
15	15	Duell Race	ITA	Fernando Navarrete	ESP		Fernando Navarrete Jr.	ESP		Porsche 991 Cup MY 201	PROAM	5	35	2:13.050	9	2:11.854	4	2:11.854	1.791	0.162	158.9
16	32	Three Sixty Racing Team	ESP	Fernando Fortes	BRA		Julio Carlos Martini Filho	BRA		Mercedes AMG R	AM	8	14	2:13.335	5			2:13.335	3.272	1.481	157.1
17	71	Martinet By Almeras	FRA	Pierre Martinet	FRA		Gérard Tremblay	FRA		Porsche 991 Cup MY2017	AM	9	37	2:18.298	8	2:15.964	19	2:15.964	5.901	2.629	154.1

Published at:.....

Stewards:	Race Director:	Timekeeper:

