


**Paul Ricard**  
**GT Cup Open Europe**  
**Private test - 2**  
**Provisional Results**



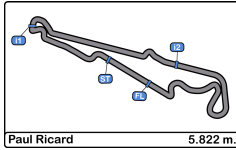
Cls	Nº	Entrant/Team	Nat	Driver 1	Nat	Driver 2	Nat	Vehicle	Cat	Cls	Laps	Best	Time	Gap	Interval	Km/h
1	18	Teo Martin Motorsport	ESP	Guillem Pujeu	ESP	Faust Salom	ESP	McLaren 570S	SILVER	1	18	8	2:10.756			160.2
2	27	Vincenzo Sospiri Racing	ITA	JP Mauro	BRA	Rodolfo Toni	BRA	Lamborghini Huracan Super Trofeo	AM	1	19	10	2:11.134	0.378	0.378	159.8
3	22	Niki Leutwiler / PZ OBERER	CHE	Niki Leutwiler	CHE			Porsche 911 Cup MY 2018	AM	2	20	11	2:11.156	0.400	0.022	159.8
4	13	Baporo Motorsport	ESP	Juame Font	ESP	Joan Vinyes	AND	Porsche 991 Cup MY 2018	AM	3	20	7	2:11.184	0.428	0.028	159.7
5	32	Three Sixty Racing Team	ESP	Fernando Fortes	BRA	Julio Carlos Martini Filho	BRA	Mercedes AMG R	AM	4	13	11	2:11.276	0.520	0.092	159.6
6	6	Vincenzo Sospiri Racing	ITA	Hans-Peter Koller	CHE	Edoardo Liberati	ITA	Lamborghini Huracan Super Trofeo	PROAM	1	19	18	2:11.310	0.554	0.034	159.6
7	2	Sports and You	PRT	Marcio Basso	BRA	Guilherme Salas	BRA	Mercedes AMG R	PROAM	2	16	13	2:11.545	0.789	0.235	159.3
8	10	Baporo Motorsport	ESP	Daniel Díaz-Varela	ESP	Manel Cerqueda	AND	Audi R8 LMS	AM	5	21	19	2:11.641	0.885	0.096	159.2
9	81	Tsunami RT	ITA	Lino Curti	ITA	Carlo Curti	ITA	Porsche 991 Cup gen II MY 2018	AM	6	23	18	2:12.558	1.802	0.917	158.1
10	7	Teo Martin Motorsport	ESP	Marc De Fulgencio	ESP	Thiago Vivacqua	BRA	McLaren 570S	SILVER	2	8	4	2:32.080	21.324	19.522	137.8

Published at:.....

Track Temp: 22.2 °C    Air Temp: 14.3 °C    Humidity: 67 %    Track Status: DRY

Stewards:	Race Director:	Timekeeper: 
-----------	----------------	---





**Paul Ricard**  
**GT Cup Open Europe**  
**Private test - 2**  
**Provisional Results by Class**



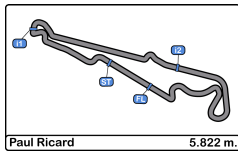
Cls	Nº	Entrant/Team	Nat	Driver 1	Nat	Status	Driver 2	Nat	Status	Vehicle	Cat	Cls	Laps	Best	Time	Gap	Interval	Km/h	
<b>SILVER</b>																			
1	18	Teo Martin Motorsport	ESP	Guillem Pujeu	ESP		Faust Salom	ESP		McLaren 570S	SILVER	1	18	8	2:10.756			160.2	
2	7	Teo Martin Motorsport	ESP	Marc De Fulgencio	ESP		Thiago Vivacqua	BRA		McLaren 570S	SILVER	2	8	4	2:32.080	21.324	21.324	137.8	
<b>PROAM</b>																			
1	6	Vincenzo Sospiri Racing	ITA	Hans-Peter Koller	CHE		Edoardo Liberati	ITA		Lamborghini Huracan Super Trofeo	PROAM	1	19	18	2:11.310			159.6	
2	2	Sports and You	PRT	Marcio Basso	BRA		Guilherme Salas	BRA		Mercedes AMG R	PROAM	2	16	13	2:11.545	0.235	0.235	159.3	
<b>AM</b>																			
1	27	Vincenzo Sospiri Racing	ITA	JP Mauro	BRA		Rodolfo Toni	BRA		Lamborghini Huracan Super Trofeo	AM	1	19	10	2:11.134			159.8	
2	22	Niki Leutwiler / PZ OBERER	CHE	Niki Leutwiler	CHE					Porsche 911 Cup MY 2018	AM	2	20	11	2:11.156	0.022	0.022	159.8	
3	13	Baporo Motorsport	ESP	Juame Font	ESP		Joan Vinyes	AND		Porsche 991 Cup MY 2018	AM	3	20	7	2:11.184	0.050	0.028	159.7	
4	32	Three Sixty Racing Team	ESP	Fernando Fortes	BRA		Julio Carlos Martini Filho	BRA		Mercedes AMG R	AM	4	13	11	2:11.276	0.142	0.092	159.6	
5	10	Baporo Motorsport	ESP	Daniel Díaz-Varela	ESP		Manel Cerqueda	AND		Audi R8 LMS	AM	5	21	19	2:11.641	0.507	0.365	159.2	
6	81	Tsunami RT	ITA	Lino Curti	ITA		Carlo Curti	ITA		Porsche 991 Cup gen II MY 2018	AM	6	23	18	2:12.558	1.424	0.917	158.1	

Published at:.....

Track Temp: 22.2 °C    Air Temp: 14.3 °C    Humidity: 67 %    Track Status: DRY

<b>Stewards:</b>	<b>Race Director:</b>	<b>Timekeeper:</b>
------------------	-----------------------	--------------------





**Paul Ricard**  
**GT Cup Open Europe**  
**Private test - 2**  
**Lap Analysis**



2							10								
1 Marcio Basso Mercedes AMG R							1 Daniel Díaz-Varela Audi R8 LMS								
PROAM 2 Guilherme Salas							Sports and You AM 2 Manel Cerqueda Baporo Motorsport								
Lap	D	Time	Sector 1	Sector 2	Sector 3	T. Spd	Elapsed	Lap	D	Time	Sector 1	Sector 2	Sector 3	T. Spd	Elapsed
1		17:06:02.431	17:04:13.681	49.020	59.730		17:06:02.431	1		17:03:08.420	17:01:20.571	47.086	1:00.763		17:03:08.420
2		2:11.858	36.002	39.821	56.035	238.4	17:08:14.289	2		2:17.416	38.860	41.121	57.435	236.8	17:05:25.836
3		2:12.078	37.299	39.386	55.393	238.9	17:10:26.367	3		2:14.591	37.432	40.202	56.957	237.3	17:07:40.427
4		2:12.136	35.710	39.446	56.980	241.0	17:12:38.503	4		2:13.916	36.570	40.094	57.252	237.3	17:09:54.343
5		5:18.579 P	36.145	40.240	4:02.194	241.6	17:17:57.082	5		2:24.140 P	36.828	40.087	1:07.225	237.3	17:12:18.483
6		2:38.565	57.404	41.770	59.391		17:20:35.647	6		4:22.364	2:45.053	40.368	56.943		17:16:40.847
7		2:13.868	36.547	39.533	57.788	244.3	17:22:49.515	7		2:14.381	36.745	39.958	57.678	236.8	17:18:55.228
8		2:12.702	35.972	39.809	56.921	244.8	17:25:02.217	8		2:13.399	36.647	39.884	56.868	236.3	17:21:08.627
9		2:12.245	36.089	39.309	56.847	245.4	17:27:14.462	9		2:13.123	36.433	39.921	56.769	237.3	17:23:21.750
10		2:11.992	36.066	39.128	56.798	244.8	17:29:26.454	10		2:35.192 P	38.527	47.685	1:08.980	237.8	17:25:56.942
11		9:59.064 P	36.226	39.351	8:43.487	244.8	17:39:25.518	11		5:21.167	3:35.636	45.950	59.581		17:31:18.109
12		2:39.928	54.356	46.556	59.016		17:42:05.446	12		2:16.188	37.341	41.409	57.438	236.3	17:33:34.297
13		2:11.545	36.025	39.171	56.349	244.8	17:44:16.991	13		2:13.408	36.591	39.913	56.904	237.8	17:35:47.705
14		2:12.275	36.066	39.312	56.897	245.4	17:46:29.266	14		2:13.401	36.904	39.768	56.729	237.3	17:38:01.106
15		5:21.862 P	36.129	39.392	4:06.341	246.0	17:51:51.128	15		2:12.963	36.796	39.862	56.305	237.8	17:40:14.069
16		2:24.489	51.149	38.546	54.794		17:54:15.617	16		2:20.316 P	36.482	39.818	1:04.016	238.4	17:42:34.385
17			37.192	42.670		247.1		17		4:15.856	2:35.161	41.994	58.701		17:46:50.241
6							18								
1 Hans-Peter Koller Lamborghini Huracan Super Trofeo Evo							18 2:12.681								
PROAM 2 Edoardo Liberati Vincenzo Sospiri Racing							19 2:11.641								
20 2:11.986							20 2:11.986								
21 2:36.924 P							21 2:36.924 P								
Lap	D	Time	Sector 1	Sector 2	Sector 3	T. Spd	Elapsed	Lap	D	Time	Sector 1	Sector 2	Sector 3	T. Spd	Elapsed
1		17:05:46.570	17:03:52.650	50.558	1:03.362		17:05:46.570	1		17:03:46.864	17:01:47.624	53.167	1:06.073		17:03:46.864
2		2:17.669	37.953	41.567	58.149	239.4	17:08:04.239	2		2:32.861	42.399	48.659	1:01.803	201.1	17:06:19.725
3		2:14.241	36.907	40.312	57.022	238.9	17:10:18.480	3		2:37.979 P	40.301	46.543	1:11.135	223.6	17:08:57.704
4		2:14.918	37.084	40.355	57.479	227.8	17:12:33.398	4		4:28.937	2:45.941	43.614	59.382		17:13:26.641
5		2:15.684	37.037	40.517	58.130	234.7	17:14:49.082	5		2:12.887	36.736	39.943	56.208	235.2	17:15:39.528
6		2:23.070 P	37.599	41.107	1:04.364	238.9	17:17:12.152	6		2:11.953	36.355	39.874	55.724	235.8	17:17:51.481
7		5:25.273	3:45.896	40.875	58.502		17:22:37.425	7		2:11.184	35.912	39.636	55.636	236.8	17:20:02.665
8		2:14.221	36.752	40.627	56.842	237.8	17:24:51.646	8		2:28.292 P	39.495	45.258	1:03.539	236.8	17:22:30.957
9		2:13.541	36.642	40.143	56.756	242.1	17:27:05.187	9		5:58.723	4:22.682	39.725	56.316		17:28:29.680
10		2:12.142	36.190	39.831	56.121	243.2	17:29:17.329	10		2:11.283	36.116	39.729	55.438	236.8	17:30:40.963
11		2:19.188 P	36.373	39.754	1:03.061	240.5	17:31:36.517	11		2:31.150 P	38.656	47.414	1:05.080	237.8	17:33:12.113
12		9:14.931	7:19.516	51.635	1:03.780		17:40:51.448	12		5:12.717	3:34.984	40.696	57.037		17:38:24.830
13		2:16.054	38.807	41.059	56.188	241.0	17:43:07.502	13		2:13.679	36.954	40.151	56.574	236.3	17:40:38.509
14		2:11.934	36.447	39.535	55.952	243.7	17:45:19.436	14		2:13.387	36.513	40.426	56.448	237.3	17:42:51.896
15		2:11.648	35.997	39.395	56.256	237.8	17:47:31.084	15		2:13.560	36.518	40.670	56.372	238.4	17:45:05.456
16		2:12.687	36.170	39.598	56.919	243.7	17:49:43.771	16		2:12.696	36.361	40.124	56.211	236.8	17:47:18.152
17		2:11.602	36.133	39.523	55.946	245.4	17:51:55.373	17		2:13.060	36.280	40.268	56.512	237.3	17:49:31.212
18		2:11.310	35.952	39.210	56.148	238.9	17:54:06.683	18		2:12.849	36.412	40.091	56.346	236.3	17:51:44.061
19		2:20.510 P	35.935	39.588	1:04.987	238.9	17:56:27.193	19		2:12.951	36.375	40.172	56.404	237.3	17:53:57.012
7							20 2:46.679 P								
1 Marc De Fulgencio McLaren 570S							20 2:46.679 P								
SILVER 2 Thiago Vivacqua Teo Martin Motorsport															
Lap	D	Time	Sector 1	Sector 2	Sector 3	T. Spd	Elapsed								
1		17:04:24.092	17:01:43.436	1:17.727	1:22.929		17:04:24.092								
2		3:02.905	51.627	57.316	1:13.962	97.8	17:07:26.997								
3		2:42.494	46.143	51.272	1:05.079	123.9	17:10:09.491								
4		2:32.080	41.505	47.125	1:03.450	189.8	17:12:41.571								
5		2:50.625 P	45.563	49.547	1:15.515	134.8	17:15:32.196								
6		35:12.775	32:55.679	1:00.643	1:16.453		17:50:44.971								
7		2:38.158	48.189	48.193	1:01.776	143.2	17:53:23.129								
8		2:41.142 P	38.995	47.550	1:14.597	245.4	17:56:04.271								





**Paul Ricard**  
**GT Cup Open Europe**  
**Private test - 2**  
**Lap Analysis**



18

1 Guillem Pujeu

McLaren 570S

27

1 JP Mauro

Lamborghini Huracan Super Trofeo  
Evo

SILVER

2 Faust Salom

Teo Martin Motorsport

AM

2 Rodolfo Toni

Vincenzo Sospiri Racing

Lap	D	Time	Sector 1	Sector 2	Sector 3	T. Spd	Elapsed	Lap	D	Time	Sector 1	Sector 2	Sector 3	T. Spd	Elapsed
1		17:04:49.418	17:01:51.749	1:22.432	1:35.237		17:04:49.418	1		17:04:53.090	17:03:06.177	45.824	1:01.089		17:04:53.090
2		2:49.221	49.524	53.791	1:05.906	137.4	17:07:38.639	2		2:19.124	38.744	41.918	58.462	236.3	17:07:12.214
3		2:37.554	44.311	48.759	1:04.484	164.6	17:10:16.193	3		2:14.322	36.885	40.573	56.864	237.8	17:09:26.536
4		2:33.385	43.106	48.561	1:01.718	163.6	17:12:49.578	4		2:14.058	36.405	40.387	57.266	236.8	17:11:40.594
5		2:45.198 P	42.731	48.164	1:14.303	171.1	17:15:34.776	5		3:19.739	36.382	40.024	2:03.333	238.9	17:15:00.333
6		5:32.611	3:44.969	46.254	1:01.388		17:21:07.387	6		2:12.967	36.554	40.232	56.181	237.3	17:17:13.300
7		2:10.868	35.947	39.321	55.600	246.5	17:23:18.255	7		2:11.925	35.680	39.558	56.687	241.6	17:19:25.225
8		2:10.756	35.409	39.551	55.796	248.2	17:25:29.011	8		2:19.432 P	36.810	40.297	1:02.325	238.4	17:21:44.657
9		2:10.925	35.668	39.451	55.806	248.2	17:27:39.936	9		3:56.351	2:21.687	39.531	55.133	140.2	17:25:41.008
10		2:21.645 P	35.632	39.655	1:06.358	247.1	17:30:01.581	10		2:11.134	35.778	39.278	56.078	243.2	17:27:52.142
11		5:18.526	3:41.281	39.970	57.275		17:35:20.107	11		2:18.523 P	36.850	39.803	1:01.870	242.1	17:30:10.665
12		2:12.621	36.057	39.804	56.760	247.1	17:37:32.728	12		7:57.479	6:15.005	42.661	59.813		17:38:08.144
13		2:14.583	36.780	40.571	57.232	246.5	17:39:47.311	13		2:15.442	37.634	40.221	57.587	241.0	17:40:23.586
14		2:12.660	36.254	39.883	56.523	246.5	17:41:59.971	14		2:14.011	37.268	40.006	56.737	240.5	17:42:37.597
15		2:12.817	35.977	39.857	56.983	247.1	17:44:12.788	15		2:11.715	36.378	39.237	56.100	241.6	17:44:49.312
16		2:12.279	35.937	39.752	56.590	247.1	17:46:25.067	16		2:11.341	35.891	39.564	55.886	242.6	17:47:00.653
17		2:33.358 P	36.122	41.397	1:15.839	246.5	17:48:58.425	17		2:11.281	36.236	39.456	55.589	243.7	17:49:11.934
18		7:16.222 P	5:32.451	39.353	1:04.418		17:56:14.647	18		2:11.184	35.771	39.327	56.086	243.7	17:51:23.118

22

1 Niki Leutwiler

Porsche 911 Cup MY 2018

32

1 Fernando Fortes

Mercedes AMG R

AM

2

Niki Leutwiler / PZ OBERER  
ZURICKSEE by TFT

AM

2 Julio Carlos Martini Filho

Three Sixty Racing Team

Lap	D	Time	Sector 1	Sector 2	Sector 3	T. Spd	Elapsed	Lap	D	Time	Sector 1	Sector 2	Sector 3	T. Spd	Elapsed
1		17:03:03.196	17:01:18.197	46.413	58.586		17:03:03.196	1		17:25:14.035	17:23:12.209	51.221	1:10.605		17:25:14.035
2		2:15.415	38.208	41.081	56.126	223.1	17:05:18.611	2		2:33.239	42.821	45.147	1:05.271	215.1	17:27:47.274
3		2:13.487	36.688	39.769	57.030	235.8	17:07:32.098	3		2:28.930	39.330	46.025	1:03.575	239.4	17:30:16.204
4		2:12.233	36.099	40.153	55.981	236.8	17:09:44.331	4		2:15.373	37.125	40.923	57.325	240.0	17:32:31.577
5		2:11.755	36.060	39.966	55.729	236.8	17:11:56.086	5		2:14.289	37.267	40.132	56.890	241.0	17:34:45.866
6		2:12.659	36.134	39.767	56.758	237.3	17:14:08.745	6		4:07.770 P	37.001	2:18.660	1:12.109	241.6	17:38:53.636
7		2:12.598	36.415	40.210	55.973	237.3	17:16:21.343	7		4:41.915	3:04.251	40.671	56.993		17:43:35.551
8		2:11.860	35.944	39.750	56.166	237.8	17:18:33.203	8		2:11.923	36.450	39.495	55.978	240.0	17:45:47.474
9		2:20.133 P	36.591	39.606	1:03.936	236.3	17:20:53.336	9		2:11.311	36.127	39.503	55.681		17:47:58.785
10		7:04.968	5:29.668	39.790	55.510		17:27:58.304	10		2:18.004	36.405	39.858	1:01.741		17:50:16.789
11		2:11.156	35.917	39.781	55.458	238.4	17:30:09.460	11		2:11.276	35.804	39.488	55.984		17:52:28.065
12		2:11.309	35.911	39.797	55.601	237.3	17:32:20.769	12		2:11.394	36.194	39.501	55.699		17:54:39.459
13		2:17.954 P	35.857	39.645	1:02.452	237.8	17:34:38.723	13		2:52.071 P	38.104	54.833	1:19.134	238.4	17:57:31.530
14		5:54.348	4:18.377	40.438	55.533		17:40:33.071								
15		2:15.535	36.996	39.457	59.082	237.8	17:42:48.606								
16		2:20.017 P	37.380	39.694	1:02.943	234.2	17:45:08.623								
17		4:54.074	3:18.086	39.970	56.018		17:50:02.697								
18		2:11.566	36.335	39.435	55.796	237.3	17:52:14.263								
19		2:11.268	36.030	39.547	55.691	237.8	17:54:25.531								
20		2:27.949 P	36.531	42.628	1:08.790	238.9	17:56:53.480								





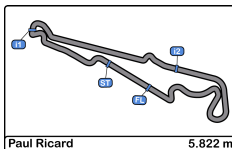
**Paul Ricard**  
**GT Cup Open Europe**  
**Private test - 2**  
**Lap Analysis**



**81** 1 Lino Curti Porsche 991 Cup gen II MY 2018  
 AM 2 Carlo Curti Tsunami RT

Lap	D	Time	Sector 1	Sector 2	Sector 3	T. Spd	Elapsed
1		17:03:38.451	17:01:23.056	57.894	1:17.501		17:03:38.451
2		2:18.040	38.718	41.573	57.749	233.7	17:05:56.491
3		2:13.419	36.636	40.496	56.287	235.2	17:08:09.910
4		2:14.262	37.544	40.170	56.548	234.7	17:10:24.172
5		2:13.519	36.703	40.116	56.700	235.2	17:12:37.691
6		2:12.642	36.391	40.262	55.989	236.3	17:14:50.333
7		2:15.737	36.649	41.309	57.779	235.8	17:17:06.070
8		2:29.508	36.470	39.930	1:13.108	236.3	17:19:35.578
9		2:12.893	36.557	40.393	55.943	235.2	17:21:48.471
10		2:13.180	36.222	40.367	56.591	236.3	17:24:01.651
11		2:12.568	36.423	40.041	56.104	236.3	17:26:14.219
12		2:23.214 P	37.479	40.727	1:05.008	236.3	17:28:37.433
13		4:38.974	3:00.798	40.658	57.518		17:33:16.407
14		2:12.832	36.802	39.898	56.132	236.8	17:35:29.239
15		2:13.863	36.794	40.301	56.768	236.8	17:37:43.102
16		2:15.875	37.208	40.537	58.130	236.3	17:39:58.977
17		2:14.886	36.586	39.898	58.402	236.8	17:42:13.863
18		2:12.558	36.233	40.032	56.293	237.3	17:44:26.421
19		2:13.531	36.553	40.113	56.865	236.8	17:46:39.952
20		2:12.831	36.351	39.962	56.518	236.8	17:48:52.783
21		2:12.864	36.505	40.006	56.353	236.3	17:51:05.647
22		2:12.874	36.238	39.932	56.704	236.3	17:53:18.521
23		2:34.659 P	37.370	42.440	1:14.849	236.8	17:55:53.180



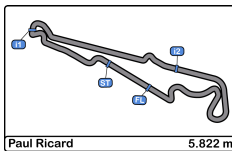


**Paul Ricard**  
**GT Cup Open Europe**  
**Private test - 2**  
**Best Sectors Results**



Sector - 1				Sector - 2			Sector - 3			Ideal Lap vs Best Lap					
Clas	Nº	Driver	Time	Nº	Driver	Time	Nº	Driver	Time	Clas	Nº	Driver	Ideal Lap	Best Lap	Clas
1	18	Pujeu - Salom	35.409	2	Basso - Salas	38.546	2	Basso - Salas	54.794	1	2	Basso - Salas	2:09.050	2:11.545	7
2	27	Mauro - Toni	35.680	6	Koller - Liberati	39.210	27	Mauro - Toni	55.133	2	27	Mauro - Toni	2:10.050	2:11.134	2
3	2	Basso - Salas	35.710	27	Mauro - Toni	39.237	13	Font - Vinyes	55.438	3	18	Pujeu - Salom	2:10.330	2:10.756	1
4	32	Fortes - Carlos Martini Filho	35.804	18	Pujeu - Salom	39.321	22	Niki Leutwiler	55.458	4	22	Niki Leutwiler	2:10.750	2:11.156	3
5	22	Niki Leutwiler	35.857	22	Niki Leutwiler	39.435	18	Pujeu - Salom	55.600	5	32	Fortes - Carlos Martini Filho	2:10.973	2:11.276	5
6	13	Font - Vinyes	35.912	10	Díaz-Varela - Cerqueda	39.449	32	Fortes - Carlos Martini Filho	55.681	6	13	Font - Vinyes	2:10.986	2:11.184	4
7	6	Koller - Liberati	35.935	32	Fortes - Carlos Martini Filho	39.488	10	Díaz-Varela - Cerqueda	55.887	7	6	Koller - Liberati	2:11.091	2:11.310	6
8	81	Curti - Curti	36.222	13	Font - Vinyes	39.636	81	Curti - Curti	55.943	8	10	Díaz-Varela - Cerqueda	2:11.641	2:11.641	8
9	10	Díaz-Varela - Cerqueda	36.305	81	Curti - Curti	39.898	6	Koller - Liberati	55.946	9	81	Curti - Curti	2:12.063	2:12.558	9
10	7	De Fulgencio - Vivacqua	38.995	7	De Fulgencio - Vivacqua	47.125	7	De Fulgencio - Vivacqua	1:01.776	10	7	De Fulgencio - Vivacqua	2:27.896	2:32.080	10



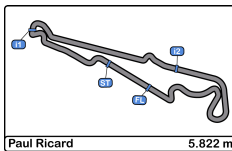


Paul Ricard  
 GT Cup Open Europe  
 Private test - 2  
 Best 5 Lap Times



Cl	N°	Entrant/Team	Nat	Driver 1	Nat	Status	Driver 2	Nat	Status	Vehicle	Cat	Cl	Best 1		Best 2		Best 3		Best 4		Best 5	
													Time	Lap	Time	Lap	Time	Lap	Time	Lap	Time	Lap
1	18	Teo Martin Motorsport	ESP	Guillem Pujeu	ESP		Faust Salom	ESP		McLaren 570S	SILVER	1	2:10.756	8	2:10.868	7	2:10.925	9	2:12.279	16	2:12.621	12
2	27	Vincenzo Sospiri Racing	ITA	JP Mauro	BRA		Rodolfo Toni	BRA		Lamborghini Huracan Super	AM	1	2:11.134	10	2:11.184	18	2:11.281	17	2:11.341	16	2:11.715	15
3	22	Niki Leutwiler / PZ OBERER	SWE	Niki Leutwiler	SWE					Porsche 911 Cup MY 201	AM	2	2:11.156	11	2:11.268	19	2:11.309	12	2:11.566	18	2:11.755	5
4	13	Baporo Motorsport	ESP	Juame Font	ESP		Joan Vinyes	AND		Porsche 991 Cup MY 201	AM	3	2:11.184	7	2:11.283	10	2:11.953	6	2:12.696	16	2:12.849	18
5	32	Three Sixty Racing Team	ESP	Fernando Fortes	BRA		Julio Carlos Martini Filho	BRA		Mercedes AMG R	AM	4	2:11.276	11	2:11.311	9	2:11.394	12	2:11.923	8	2:14.289	5
6	6	Vincenzo Sospiri Racing	ITA	Hans-Peter Koller	SWE		Edoardo Liberati	ITA		Lamborghini Huracan Super	PROAM	1	2:11.310	18	2:11.602	17	2:11.648	15	2:11.934	14	2:12.142	10
7	2	Sports and You	PRT	Marcio Basso	BRA		Guilherme Salas	BRA		Mercedes AMG R	PROAM	2	2:11.545	13	2:11.858	2	2:11.992	10	2:12.078	3	2:12.136	4
8	10	Baporo Motorsport	ESP	Daniel Díaz-Varela	ESP		Manel Cerqueda	AND		Audi R8 LMS	AM	5	2:11.641	19	2:11.986	20	2:12.681	18	2:12.963	15	2:13.123	9
9	81	Tsunami RT	ITA	Lino Curti	ITA		Carlo Curti	ITA		Porsche 991 Cup gen II MY	AM	6	2:12.558	18	2:12.568	11	2:12.642	6	2:12.831	20	2:12.832	14
10	7	Teo Martin Motorsport	ESP	Marc De Fulgencio	ESP		Thiago Vivacqua	BRA		McLaren 570S	SILVER	2	2:32.080	4	2:38.158	7	2:41.142	8	2:42.494	3	2:50.625	5





**Paul Ricard**  
**GT Cup Open Europe**  
**Private test - 2**  
**Best 5 Top Speeds**



Cl	N°	Entrant/Team	Nat	Driver 1	Nat	Status	Driver 2	Nat	Status	Vehicle	Cat	Cl	Top 1		Top 2		Top 3		Top 4		Top 5		Avg
													Km/h	Lap	Km/h	Lap	Km/h	Lap	Km/h	Lap	Km/h	Lap	
1	18	Teo Martin Motorsport	ESP	Guillem Pujeu	ESP		Faust Salom	ESP		McLaren 570S	SILVER	1	248.2	8	248.2	9	247.1	10	247.1	12	247.1	15	247.5
2	2	Sports and You	PRT	Marcio Basso	BRA		Guilherme Salas	BRA		Mercedes AMG R	PROAM	1	247.1	17	246.0	15	245.4	9	245.4	14	244.8	8	245.7
3	6	Vincenzo Sospiri Racing	ITA	Hans-Peter Koller	CHE		Edoardo Liberati	ITA		Lamborghini Huracan Super	PROAM	2	245.4	17	243.7	14	243.7	16	243.2	10	242.1	9	243.6
4	7	Teo Martin Motorsport	ESP	Marc De Fulgencio	ESP		Thiago Vivacqua	BRA		McLaren 570S	SILVER	2	245.4	8	189.8	4	143.2	7	134.8	5	123.9	3	167.4
5	27	Vincenzo Sospiri Racing	ITA	JP Mauro	BRA		Rodolfo Toni	BRA		Lamborghini Huracan Super	AM	1	243.7	17	243.7	18	243.2	10	242.6	16	242.1	11	243.1
6	32	Three Sixty Racing Team	ESP	Fernando Fortes	BRA		Julio Carlos Martini Filho	BRA		Mercedes AMG R	AM	2	241.6	6	241.0	5	240.0	4	240.0	8	239.4	3	240.4
7	10	Baporo Motorsport	ESP	Daniel Díaz-Varela	ESP		Manel Cerqueda	AND		Audi R8 LMS	AM	3	238.9	18	238.9	20	238.4	16	238.4	19	237.8	10	238.5
8	22	Niki Leutwiler / PZ OBERER	CHE	Niki Leutwiler	CHE					Porsche 911 Cup MY 201	AM	4	238.9	20	238.4	11	237.8	8	237.8	13	237.8	15	238.2
9	13	Baporo Motorsport	ESP	Juame Font	ESP		Joan Vinyes	AND		Porsche 991 Cup MY 201	AM	5	238.4	15	237.8	11	237.3	14	237.3	17	237.3	19	237.6
10	81	Tsunami RT	ITA	Lino Curti	ITA		Carlo Curti	ITA		Porsche 991 Cup gen II MY	AM	6	237.3	18	236.8	14	236.8	15	236.8	17	236.8	19	236.9







**Paul Ricard**  
**GT Cup Open Europe**  
**Private test - 2**  
**Fastest Laps Sequence**



Lap	Time of Day	Session Time	Nº	Entrant/Team	Nat	Driver 1	Nat	Status	Driver 2	Nat	Status	Vehicle	Cat	Time	Km/h
2	17:05:18.611	5:18.611	22	Niki Leutwiler / PZ OBERER		Niki Leutwiler						Porsche 911 Cup MY 2018	AM	2:15.415	154.7
3	17:07:32.098	7:32.098	22	Niki Leutwiler / PZ OBERER		Niki Leutwiler						Porsche 911 Cup MY 2018	AM	2:13.487	157.0
3	17:08:09.910	8:09.910	81	Tsunami RT		Lino Curti			Carlo Curti			Porsche 991 Cup gen II	AM	2:13.419	157.0
2	17:08:14.289	8:14.289	2	Sports and You		Marcio Basso			Guilherme Salas			Mercedes AMG R	PROAM	2:11.858	158.9
5	17:11:56.086	11:56.086	22	Niki Leutwiler / PZ OBERER		Niki Leutwiler						Porsche 911 Cup MY 2018	AM	2:11.755	159.0
7	17:20:02.665	20:02.665	13	Baporo Motorsport		Juame Font			Joan Vinyes			Porsche 991 Cup MY 2018	AM	2:11.184	159.7
7	17:23:18.255	23:18.255	18	Teo Martin Motorsport		Guillem Pujeu			Faust Salom			McLaren 570S	SILVER	2:10.868	160.1
8	17:25:29.011	25:29.011	18	Teo Martin Motorsport		Guillem Pujeu			Faust Salom			McLaren 570S	SILVER	2:10.756	160.2



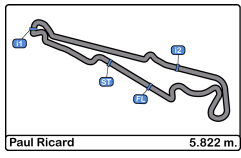


**Paul Ricard**  
**GT Cup Open Europe**  
**Private test - 2**  
**Event Best Maximum Speed**



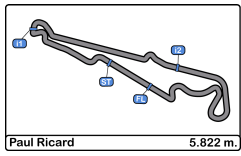
Nº	Entrant/Team	Nat	Driver 1	Nat	Status	Driver 2	Nat	Status	Vehicle	Cat	Km/h	Session
6	Vincenzo Sospiri Racing	ITA	Hans-Peter Koller	CHE		Edoardo Liberati	ITA		Lamborghini Huracan	PROAM	251.1	Private test - 1
18	Teo Martin Motorsport	ESP	Guillem Pujeu	ESP		Faust Salom	ESP		McLaren 570S	SILVER	250.5	Private test - 1
7	Teo Martin Motorsport	ESP	Marc De Fulgencio	ESP		Thiago Vivacqua	BRA		McLaren 570S	SILVER	250.5	Private test - 1
27	Vincenzo Sospiri Racing	ITA	JP Mauro	BRA		Rodolfo Toni	BRA		Lamborghini Huracan	AM	247.7	Private test - 1
2	Sports and You	PRT	Marcio Basso	BRA		Guilherme Salas	BRA		Mercedes AMG R	PROAM	247.1	Private test - 1
32	Three Sixty Racing Team	ESP	Fernando Fortes	BRA		Julio Carlos Martini Filho	BRA		Mercedes AMG R	AM	243.7	Private test - 1
10	Baporo Motorsport	ESP	Daniel Díaz-Varela	ESP		Manel Cerqueda	AND		Audi R8 LMS	AM	240.0	Private test - 1
13	Baporo Motorsport	ESP	Juame Font	ESP		Joan Vinyes	AND		Porsche 991 Cup MY 2018	AM	238.9	Private test - 1
22	Niki Leutwiler / PZ OBERER	CHE	Niki Leutwiler	CHE					Porsche 911 Cup MY 2018	AM	238.9	Private test - 1
81	Tsunami RT	ITA	Lino Curti	ITA		Carlo Curti	ITA		Porsche 991 Cup gen II	AM	237.3	Private test - 1



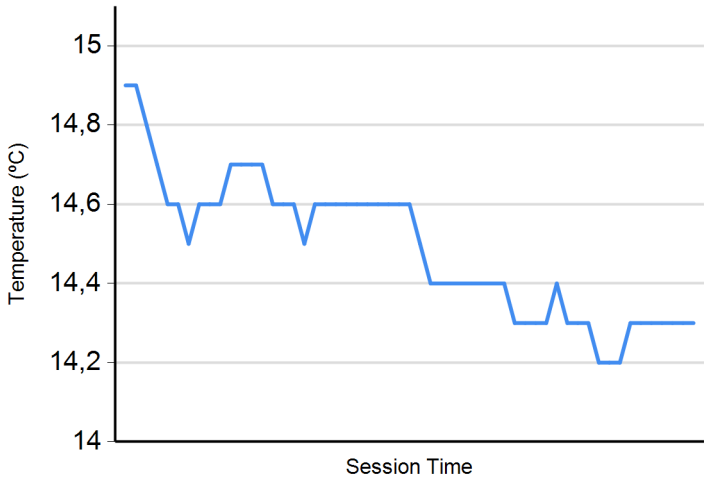


**Paul Ricard**  
**GT Cup Open Europe**  
**Private test - 2**  
**Pit Stop Analysis**

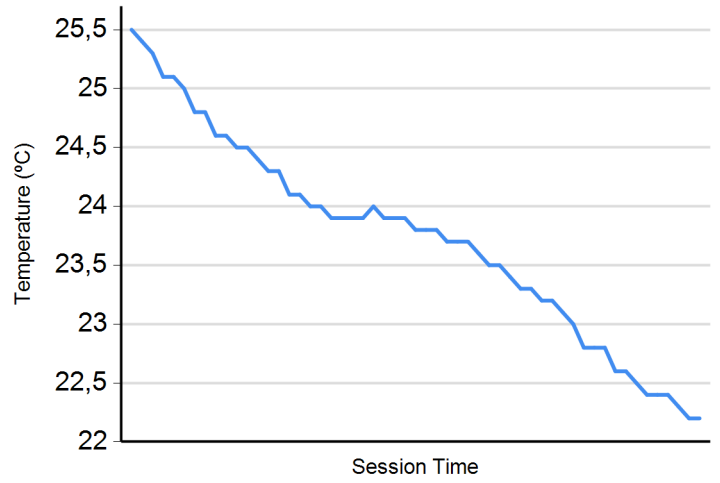




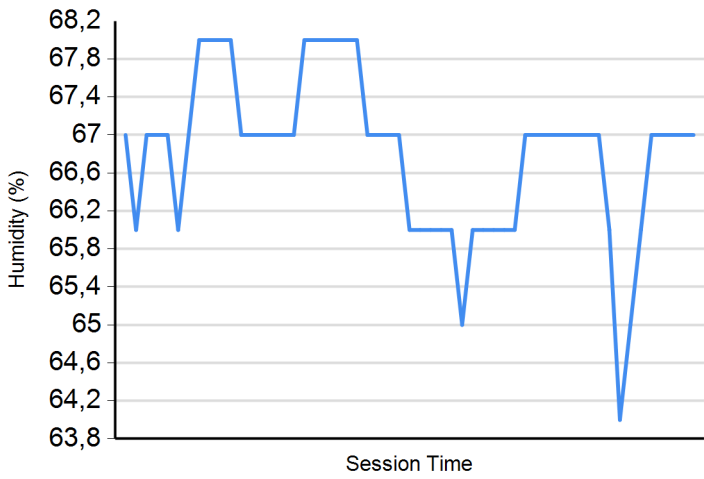
**Air Temperature**



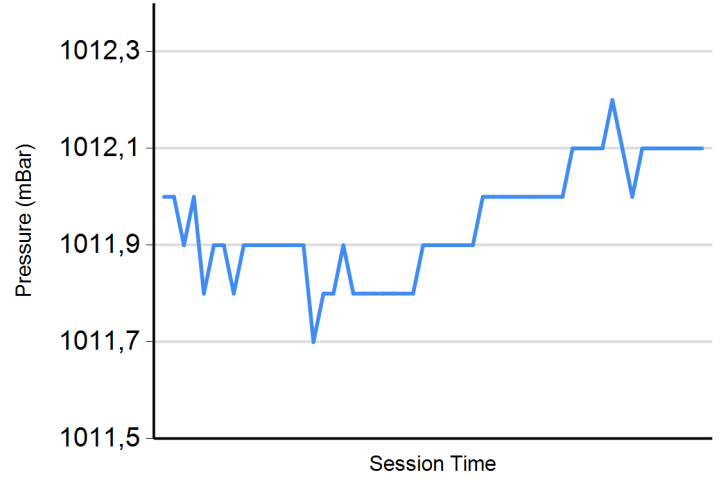
**Track Temperature**



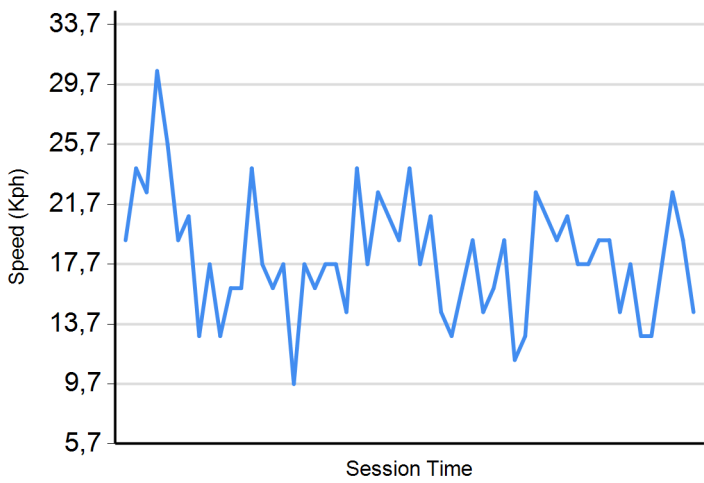
**Humidity**



**Pressure**



**Wind Speed**



**Wind direction**

North = 0°/360° Est = 90° South = 180° West = 270°

