

**Paul Ricard**  
**GT Cup Open Europe**  
**Private test - 1**  
**Provisional Results**



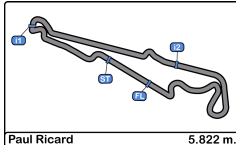
Cls	Nº	Entrant/Team	Nat	Driver 1	Nat	Driver 2	Nat	Vehicle	Cat	Cls	Laps	Best	Time	Gap	Interval	Km/h
1	13	Baporo Motorsport	ESP	Juame Font	ESP	Joan Vinyes	AND	Porsche 991 Cup MY 2018	AM	1	19	13	2:11.464			159.4
2	6	Vincenzo Sospiri Racing	ITA	Hans-Peter Koller	CHE	Edoardo Liberati	ITA	Lamborghini Huracan Super Trofeo	PROAM	1	21	3	2:11.602	0.138	0.138	159.2
3	27	Vincenzo Sospiri Racing	ITA	JP Mauro	BRA	Rodolfo Toni	BRA	Lamborghini Huracan Super Trofeo	AM	2	21	17	2:11.672	0.208	0.070	159.1
4	22	Niki Leutwiler / PZ OBERER	CHE	Niki Leutwiler	CHE			Porsche 911 Cup MY 2018	AM	3	16	15	2:11.757	0.293	0.085	159.0
5	18	Teo Martin Motorsport	ESP	Guillem Pujeu	ESP	Faust Salom	ESP	McLaren 570S	SILVER	1	17	16	2:11.999	0.535	0.242	158.7
6	7	Teo Martin Motorsport	ESP	Marc De Fulgencio	ESP	Thiago Vivacqua	BRA	McLaren 570S	SILVER	2	15	11	2:12.396	0.932	0.397	158.3
7	32	Three Sixty Racing Team	ESP	Fernando Fortes	BRA	Julio Carlos Martini Filho	BRA	Mercedes AMG R	AM	4	20	10	2:12.621	1.157	0.225	158.0
8	2	Sports and You	PRT	Marcio Basso	BRA	Guilherme Salas	BRA	Mercedes AMG R	PROAM	2	18	16	2:12.780	1.316	0.159	157.8
9	10	Baporo Motorsport	ESP	Daniel Díaz-Varela	ESP	Manel Cerqueda	AND	Audi R8 LMS	AM	5	20	19	2:13.285	1.821	0.505	157.2
10	81	Tsunami RT	ITA	Lino Curti	ITA	Carlo Curti	ITA	Porsche 991 Cup gen II MY 2018	AM	6	21	17	2:14.018	2.554	0.733	156.3

Published at:.....

Track Temp: 28.0 °C    Air Temp: 15.2 °C    Humidity: 69 %    Track Status: DRY

<b>Stewards:</b>	<b>Race Director:</b>	<b>Timekeeper:</b>
------------------	-----------------------	--------------------





**Paul Ricard**  
**GT Cup Open Europe**  
**Private test - 1**  
**Provisional Results by Class**



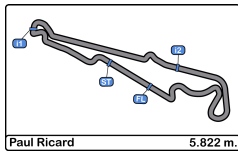
Cls	Nº	Entrant/Team	Nat	Driver 1	Nat	Status	Driver 2	Nat	Status	Vehicle	Cat	Cls	Laps	Best	Time	Gap	Interval	Km/h	
<b>SILVER</b>																			
1	18	Teo Martin Motorsport	ESP	Guillem Pujeu	ESP		Faust Salom	ESP		McLaren 570S	SILVER	1	17	16	2:11.999			158.7	
2	7	Teo Martin Motorsport	ESP	Marc De Fulgencio	ESP		Thiago Vivacqua	BRA		McLaren 570S	SILVER	2	15	11	2:12.396	0.397	0.397	158.3	
<b>PROAM</b>																			
1	6	Vincenzo Sospiri Racing	ITA	Hans-Peter Koller	CHE		Edoardo Liberati	ITA		Lamborghini Huracan Super Trofeo	PROAM	1	21	3	2:11.602			159.2	
2	2	Sports and You	PRT	Marcio Basso	BRA		Guilherme Salas	BRA		Mercedes AMG R	PROAM	2	18	16	2:12.780	1.178	1.178	157.8	
<b>AM</b>																			
1	13	Baporo Motorsport	ESP	Juame Font	ESP		Joan Vinyes	AND		Porsche 991 Cup MY 2018	AM	1	19	13	2:11.464			159.4	
2	27	Vincenzo Sospiri Racing	ITA	JP Mauro	BRA		Rodolfo Toni	BRA		Lamborghini Huracan Super Trofeo	AM	2	21	17	2:11.672	0.208	0.208	159.1	
3	22	Niki Leutwiler / PZ OBERER	CHE	Niki Leutwiler	CHE					Porsche 911 Cup MY 2018	AM	3	16	15	2:11.757	0.293	0.085	159.0	
4	32	Three Sixty Racing Team	ESP	Fernando Fortes	BRA		Julio Carlos Martini Filho	BRA		Mercedes AMG R	AM	4	20	10	2:12.621	1.157	0.864	158.0	
5	10	Baporo Motorsport	ESP	Daniel Díaz-Varela	ESP		Manel Cerqueda	AND		Audi R8 LMS	AM	5	20	19	2:13.285	1.821	0.664	157.2	
6	81	Tsunami RT	ITA	Lino Curti	ITA		Carlo Curti	ITA		Porsche 991 Cup gen II MY 2018	AM	6	21	17	2:14.018	2.554	0.733	156.3	

Published at:.....

Track Temp: 28.0 °C    Air Temp: 15.2 °C    Humidity: 69 %    Track Status: DRY

<b>Stewards:</b>	<b>Race Director:</b>	<b>Timekeeper:</b>
------------------	-----------------------	--------------------



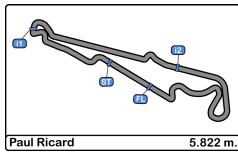


**Paul Ricard**  
**GT Cup Open Europe**  
**Private test - 1**  
**Lap Analysis**



2							7								
1 Marcio Basso			Mercedes AMG R				1 Marc De Fulgencio			McLaren 570S					
PROAM			Sports and You				SILVER			Teo Martin Motorsport					
Lap	D	Time	Sector 1	Sector 2	Sector 3	T. Spd	Elapsed	Lap	D	Time	Sector 1	Sector 2	Sector 3	T. Spd	Elapsed
1		14:05:24.204	14:03:34.712	50.149	59.343		14:05:24.204	1		14:07:45.940	14:04:58.590	1:15.458	1:31.892		14:07:45.940
2		2:21.706	38.804	41.943	1:00.959	231.2	14:07:45.910	2		2:59.731	51.187	57.435	1:11.109	107.2	14:10:45.671
3		5:40.903 P	37.061	40.255	4:23.587	237.3	14:13:26.813	3		2:45.788	48.292	51.133	1:06.363	172.8	14:13:31.459
4		2:40.535	55.170	43.740	1:01.625		14:16:07.348	4		2:32.027	39.872	48.384	1:03.771	240.5	14:16:03.486
5		2:17.015	37.441	41.359	58.215	236.3	14:18:24.363	5		2:44.936 P	43.983	46.710	1:14.243	178.5	14:18:48.422
6		2:54.604	1:13.853	41.925	58.826	238.4	14:21:18.967	6		4:06.472	2:28.631	40.437	57.404		14:22:54.894
7		2:17.445	37.798	41.237	58.410	238.9	14:23:36.412	7		2:14.433	36.826	39.907	57.700	248.8	14:25:09.327
8		2:15.543	37.226	40.598	57.719	238.4	14:25:51.955	8		2:13.030	36.385	39.782	56.863	250.0	14:27:22.357
9		2:15.724	37.012	40.483	58.229	238.4	14:28:07.679	9		2:12.662	36.431	39.416	56.815	247.7	14:29:35.019
10		2:14.759	36.719	40.268	57.772	238.4	14:30:22.438	10		2:12.987	36.464	39.893	56.630	250.0	14:31:48.006
11		2:14.559	36.794	40.311	57.454	237.8	14:32:36.997	11		2:12.396	36.489	39.311	56.596	249.4	14:34:00.402
12		5:19.555 P	36.617	40.174	4:02.764	237.8	14:37:56.552	12		2:18.458	36.626	40.984	1:00.848	249.4	14:36:18.860
13		2:31.550	53.404	40.665	57.481		14:40:28.102	13		2:24.681 P	37.210	39.959	1:07.512	250.5	14:38:43.541
14		2:12.931	36.387	39.523	57.021	244.3	14:42:41.033	14		6:49.131	4:56.825	45.983	1:06.323		14:45:32.672
15		2:14.339	36.270	39.286	58.783	245.4	14:44:55.372	15		2:45.412 P	43.929	49.932	1:11.551	171.1	14:48:18.084
16		2:12.780	36.250	39.432	57.098	247.1	14:47:08.152	<b>10</b>							
17		3:34.629 P	36.192	39.298	2:19.139	245.4	14:50:42.781	1 Daniel Díaz-Varela		Audi R8 LMS					
18		2:27.172	52.207	39.541	55.424		14:53:09.953	AM		2 Manel Cerqueda		Baporo Motorsport			
19		36.090	39.509			241.0		<b>Lap D</b>	<b>Time</b>	<b>Sector 1</b>	<b>Sector 2</b>	<b>Sector 3</b>	<b>T. Spd</b>	<b>Elapsed</b>	
<b>6</b>							Lamborghini Huracan Super Trofeo Evo								
PROAM			Vincenzo Sospiri Racing												
1		14:03:17.326	14:01:27.824	48.198	1:01.304		14:03:17.326	1		14:03:30.114	14:01:25.972	54.180	1:09.962		14:03:30.114
2		2:15.343	37.593	40.734	57.016	243.2	14:05:32.669	2		2:40.796	46.832	48.206	1:05.758	189.8	14:06:10.910
3		2:11.602	35.654	39.331	56.617	245.4	14:07:44.271	3		2:42.031 P	42.470	46.639	1:12.922	213.4	14:08:52.941
4		2:32.861 P	40.701	42.222	1:09.938	243.7	14:10:17.132	4		4:52.139	3:06.208	44.359	1:01.572		14:13:45.080
5		2:37.654	57.114	41.230	59.310		14:12:54.786	5		2:17.057	37.644	40.734	58.679	236.8	14:16:02.137
6		2:24.399 P	35.765	39.235	1:09.399	245.4	14:15:19.185	6		2:14.388	37.320	40.184	56.884	237.8	14:18:16.525
7		5:34.834	3:50.035	43.990	1:00.809		14:20:54.019	7		2:13.981	36.645	40.598	56.738	239.4	14:20:30.506
8		2:19.098	38.325	42.040	58.733	239.4	14:23:13.117	8		2:21.771 P	36.310	40.173	1:05.288	238.9	14:22:52.277
9		2:17.714	37.787	41.428	58.499	241.0	14:25:30.831	9		3:10.052	1:32.581	41.066	56.405		14:26:02.329
10		2:16.200	36.953	40.886	58.361	241.0	14:27:47.031	10		2:14.033	36.288	40.737	57.008	240.0	14:28:16.362
11		2:16.237	37.516	40.904	57.817	241.0	14:30:03.268	11		2:14.000	36.344	41.024	56.632	239.4	14:30:30.362
12		2:15.021	37.242	40.590	57.189	242.1	14:32:18.289	12		2:23.106 P	36.498	40.417	1:06.191	240.0	14:32:53.468
13		2:16.137	37.277	40.987	57.873	241.6	14:34:34.426	13		4:32.290	2:49.545	42.999	59.746		14:37:25.758
14		2:13.779	36.576	40.252	56.951	251.1	14:36:48.205	14		2:15.640	37.260	40.631	57.749	237.8	14:39:41.398
15		2:12.460	36.261	39.666	56.533	244.3	14:39:00.665	15		2:16.576	36.387	40.048	1:00.141	238.9	14:41:57.974
16		2:26.518 P	36.863	40.200	1:09.455	249.4	14:41:27.183	16		2:16.044	37.501	40.562	57.981	238.9	14:44:14.018
17		6:55.530	5:17.519	40.608	57.403		14:48:22.713	17		2:24.144 P	36.663	40.161	1:07.320	238.9	14:46:38.162
18		2:12.424	36.395	39.859	56.170	242.1	14:50:35.137	18		5:09.239	3:31.475	40.829	56.935		14:51:47.401
19		2:13.064	36.565	39.787	56.712	246.0	14:52:48.201	19		2:13.285	36.425	40.218	56.642	238.9	14:54:00.686
20		2:13.449	36.826	39.965	56.658	242.1	14:55:01.650	20		2:28.711 P	36.657	39.950	1:12.104	238.9	14:56:29.397
21		2:24.004 P	36.594	40.132	1:07.278	247.1	14:57:25.654								





**Paul Ricard**  
**GT Cup Open Europe**  
 Private test - 1  
**Lap Analysis**



**13** 1 Juame Font Porsche 991 Cup MY 2018  
 AM 2 Joan Vinyes Baporo Motorsport

Lap	D	Time	Sector 1	Sector 2	Sector 3	T. Spd	Elapsed
1		14:04:26.532	14:02:36.779	46.971	1:02.782		14:04:26.532
2		2:18.656	37.904	42.396	58.356	234.7	14:06:45.188
3		2:16.781	37.747	41.724	57.310	233.7	14:09:01.969
4		2:15.467	37.131	40.968	57.368	235.2	14:11:17.436
5		2:15.010	36.837	40.512	57.661	235.8	14:13:32.446
6		2:23.940 P	37.079	40.470	1:06.391	237.3	14:15:56.386
7		6:02.803	4:21.079	42.966	58.758		14:21:59.189
8		2:14.863	37.305	40.516	57.042	237.3	14:24:14.052
9		2:13.673	36.561	40.421	56.691	238.4	14:26:27.725
10		2:25.605 P	38.840	41.410	1:05.355	236.8	14:28:53.330
11		5:54.156	4:09.179	44.930	1:00.047		14:34:47.486
12		2:15.693	37.876	41.069	56.748	235.2	14:37:03.179
13		2:11.464	35.887	39.968	55.609	237.3	14:39:14.643
14		2:12.505	36.308	39.935	56.262	238.4	14:41:27.148
15		2:18.975 P	36.029	40.252	1:02.694	238.4	14:43:46.123
16		4:50.511	3:12.744	40.436	57.331		14:48:36.634
17		2:14.004	36.499	40.704	56.801	238.9	14:50:50.638
18		2:13.237	36.445	40.313	56.479	237.8	14:53:03.875
19		2:27.043 P	36.906	41.184	1:08.953	238.9	14:55:30.918

**18** 1 Guillem Pujeu McLaren 570S  
 SILVER 2 Faust Salom Teo Martin Motorsport

Lap	D	Time	Sector 1	Sector 2	Sector 3	T. Spd	Elapsed
1		14:09:37.146	14:06:54.459	1:12.999	1:29.688		14:09:37.146
2		2:36.120	46.108	47.796	1:02.216	175.3	14:12:13.266
3		2:24.466	41.185	44.450	58.831	139.3	14:14:37.732
4		2:52.886 P	38.711	51.075	1:23.100	210.5	14:17:30.618
5		4:52.990	3:14.289	40.739	57.962		14:22:23.608
6		2:15.004	36.504	40.656	57.844	248.2	14:24:38.612
7		2:14.861	36.792	40.440	57.629	250.5	14:26:53.473
8		2:26.753 P	36.697	39.983	1:10.073	247.7	14:29:20.226
9		8:07.924	6:21.174	47.395	59.355		14:37:28.150
10		2:14.282	36.497	41.149	56.636	246.0	14:39:42.432
11		2:20.074	36.211	40.020	1:03.843	247.1	14:42:02.506
12		2:12.439	36.051	39.683	56.705	248.8	14:44:14.945
13		2:35.196 P	36.331	41.089	1:17.776	247.7	14:46:50.141
14		3:34.713	1:58.173	40.000	56.540		14:50:24.854
15		2:12.253	36.274	39.693	56.286	246.5	14:52:37.107
16		2:11.999	35.847	39.853	56.299	247.1	14:54:49.106
17		2:21.595 P	36.642	39.521	1:05.432	246.5	14:57:10.701

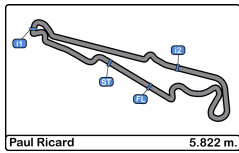
**22** 1 Niki Leutwiler Porsche 911 Cup MY 2018  
 AM 2 Niki Leutwiler / PZ OBERER ZURICKSEE by TFT

Lap	D	Time	Sector 1	Sector 2	Sector 3	T. Spd	Elapsed
1		14:03:36.180 P	14:01:21.381	57.006	1:17.793		14:03:36.180
2		5:41.168	3:55.628	44.305	1:01.235		14:09:17.348
3		2:19.136	38.806	42.122	58.208	235.2	14:11:36.484
4		2:15.776	37.532	41.077	57.167	235.8	14:13:52.260
5		2:13.299	36.898	40.105	56.296	236.8	14:16:05.559
6		2:13.118	37.081	39.956	56.081	237.3	14:18:18.677
7		2:24.269 P	36.677	41.473	1:06.119	237.8	14:20:42.946
8		9:27.438	7:50.851	40.498	56.089		14:30:10.384
9		2:12.406	36.157	39.786	56.463	238.4	14:32:22.790
10		2:12.243	36.152	39.530	56.561	237.8	14:34:35.033
11		2:22.427 P	36.372	40.509	1:05.546	238.4	14:36:57.460
12		8:48.267	7:12.003	39.748	56.516		14:45:45.727
13		2:12.158	36.388	39.898	55.872	237.8	14:47:57.885
14		2:12.006	36.114	39.877	56.015	238.4	14:50:09.891
15		2:11.757	36.171	39.716	55.870	237.8	14:52:21.648
16		2:22.785 P	37.552	40.148	1:05.085	238.9	14:54:44.433

**27** 1 JP Mauro Lamborghini Huracan Super Trofeo Evo  
 AM 2 Rodolfo Toni Vincenzo Sospiri Racing

Lap	D	Time	Sector 1	Sector 2	Sector 3	T. Spd	Elapsed
1		14:03:47.584	14:02:00.828	45.429	1:01.327		14:03:47.584
2		2:20.035	38.792	41.635	59.608	241.6	14:06:07.619
3		2:16.372	37.796	40.848	57.728	242.6	14:08:23.991
4		2:15.890	36.859	40.777	58.254	243.7	14:10:39.881
5		2:15.846	37.422	41.402	57.022	242.1	14:12:55.727
6		2:12.417	36.042	39.707	56.668	243.2	14:15:08.144
7		2:13.843	36.474	40.503	56.866	242.6	14:17:21.987
8		2:13.605	37.067	39.796	56.742	243.7	14:19:35.592
9		2:32.963	37.419	39.405	1:16.139	235.8	14:22:08.555
10		2:13.767	37.347	39.850	56.570	243.7	14:24:22.322
11		2:13.807	36.367	39.654	57.786	244.8	14:26:36.129
12		2:29.658 P	37.970	41.898	1:09.790	233.7	14:29:05.787
13		7:28.714 P	5:38.975	42.743	1:06.996	140.0	14:36:34.501
14		3:05.915 P	1:18.840	42.198	1:04.877		14:39:40.416
15		3:14.062	1:37.837	40.163	56.062		14:42:54.478
16		2:11.763	35.986	39.522	56.255	246.5	14:45:06.241
17		2:11.672	35.769	39.763	56.140	247.7	14:47:17.913
18		2:13.288	37.149	39.824	56.315	246.0	14:49:31.201
19		2:11.686	35.922	39.817	55.947	246.5	14:51:42.887
20		2:11.674	35.921	39.715	56.038	238.4	14:53:54.561
21		2:18.877 P	35.983	39.456	1:03.438	244.3	14:56:13.438





**Paul Ricard**  
**GT Cup Open Europe**  
**Private test - 1**  
**Lap Analysis**



**32** 1 Fernando Fortes Mercedes AMG R

AM 2 Julio Carlos Martini Filho Three Sixty Racing Team

Lap	D	Time	Sector 1	Sector 2	Sector 3	T. Spd	Elapsed
1		14:03:34.491	14:01:36.435	52.308	1:05.748		14:03:34.491
2		2:23.969	40.461	43.074	1:00.434	219.5	14:05:58.460
3		2:32.154 P	38.304	42.195	1:11.655	231.2	14:08:30.614
4		4:05.778	2:26.849	41.410	57.519		14:12:36.392
5		2:13.619	36.750	40.376	56.493		14:14:50.011
6		2:13.814	36.446	40.152	57.216		14:17:03.825
7		2:13.429	36.407	40.300	56.722	238.9	14:19:17.254
8		2:14.197	36.497	40.302	57.398	238.9	14:21:31.451
9		2:13.098	36.207	40.262	56.629	241.0	14:23:44.549
10		2:12.621	36.320	40.123	56.178	241.0	14:25:57.170
11		2:34.708 P	38.235	47.549	1:08.924		14:28:31.878
12		5:13.454	3:30.199	42.995	1:00.260		14:33:45.332
13		2:25.856	45.104	41.419	59.333	242.6	14:36:11.188
14		2:20.598	40.916	41.288	58.394	237.3	14:38:31.786
15		2:17.201	38.190	40.551	58.460	243.7	14:40:48.987
16		2:17.192	38.484	40.999	57.709	243.7	14:43:06.179
17		2:16.330	37.975	41.223	57.132	242.6	14:45:22.509
18		2:15.300	37.111	40.656	57.533	242.6	14:47:37.809
19		2:15.690	37.485	40.631	57.574	243.7	14:49:53.499
20		2:59.705 P	37.433	57.902	1:24.370	240.0	14:52:53.204

**81** 1 Lino Curti Porsche 991 Cup gen II MY 2018

AM 2 Carlo Curti Tsunami RT

Lap	D	Time	Sector 1	Sector 2	Sector 3	T. Spd	Elapsed
1		14:03:31.126	14:01:22.396	59.754	1:08.976		14:03:31.126
2		2:29.560	44.370	45.568	59.622	170.0	14:06:00.686
3		2:20.410	39.401	42.896	58.113	234.2	14:08:21.096
4		2:18.141	37.966	41.652	58.523	235.8	14:10:39.237
5		2:20.009	37.468	42.876	59.665	234.7	14:12:59.246
6		2:16.487	37.410	41.149	57.928	236.8	14:15:15.733
7		2:27.738 P	37.134	41.059	1:09.545	235.8	14:17:43.471
8		4:26.951	2:46.615	42.109	58.227		14:22:10.422
9		2:14.582	37.147	40.750	56.685	236.8	14:24:25.004
10		2:14.402	36.847	40.394	57.161	237.3	14:26:39.406
11		2:28.690 P	36.885	40.681	1:11.124	236.3	14:29:08.096
12		5:46.955	4:00.012	44.429	1:02.514		14:34:55.051
13		2:19.362	38.009	43.423	57.930	235.2	14:37:14.413
14		2:15.928	37.096	41.296	57.536	235.2	14:39:30.341
15		2:15.613	37.087	40.884	57.642	236.3	14:41:45.954
16		2:16.490	37.044	41.076	58.370	235.8	14:44:02.444
17		2:14.018	36.941	40.517	56.560	236.3	14:46:16.462
18		2:14.979	37.051	40.657	57.271	236.8	14:48:31.441
19		2:15.460	36.942	41.179	57.339	236.8	14:50:46.901
20		2:14.983	37.187	40.965	56.831	236.3	14:53:01.884
21		2:33.814 P	37.723	42.128	1:13.963	236.8	14:55:35.698



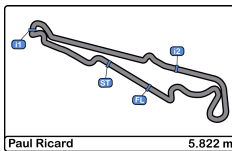


Paul Ricard  
 GT Cup Open Europe  
 Private test - 1  
**Best Sectors Results**



Sector - 1				Sector - 2				Sector - 3				Ideal Lap vs Best Lap				
Clas	Nº	Driver	Time	Nº	Driver	Time	Nº	Driver	Time	Clas	Nº	Driver	Ideal Lap	Best Lap	Clas	
1	6	Koller - Liberati	35.654	6	Koller - Liberati	39.235	2	Basso - Salas	55.424	1	2	Basso - Salas	2:10.800	2:12.780	8	
2	27	Mauro - Toni	35.769	2	Basso - Salas	39.286	13	Font - Vinyes	55.609	2	6	Koller - Liberati	2:11.059	2:11.602	2	
3	18	Pujeu - Salom	35.847	7	De Fulgencio - Vivacqua	39.311	22	Niki Leutwiler	55.870	3	27	Mauro - Toni	2:11.121	2:11.672	3	
4	13	Font - Vinyes	35.887	27	Mauro - Toni	39.405	27	Mauro - Toni	55.947	4	13	Font - Vinyes	2:11.431	2:11.464	1	
5	2	Basso - Salas	36.090	18	Pujeu - Salom	39.521	6	Koller - Liberati	56.170	5	22	Niki Leutwiler	2:11.514	2:11.757	4	
6	22	Niki Leutwiler	36.114	22	Niki Leutwiler	39.530	32	Fortes - Carlos Martini Filho	56.178	6	18	Pujeu - Salom	2:11.654	2:11.999	5	
7	32	Fortes - Carlos Martini Filho	36.207	13	Font - Vinyes	39.935	18	Pujeu - Salom	56.286	7	7	De Fulgencio - Vivacqua	2:12.292	2:12.396	6	
8	10	Díaz-Varela - Cerqueda	36.288	10	Díaz-Varela - Cerqueda	39.950	10	Díaz-Varela - Cerqueda	56.405	8	32	Fortes - Carlos Martini Filho	2:12.508	2:12.621	7	
9	7	De Fulgencio - Vivacqua	36.385	32	Fortes - Carlos Martini Filho	40.123	81	Curti - Curti	56.560	9	10	Díaz-Varela - Cerqueda	2:12.643	2:13.285	9	
10	81	Curti - Curti	36.847	81	Curti - Curti	40.394	7	De Fulgencio - Vivacqua	56.596	10	81	Curti - Curti	2:13.801	2:14.018	10	



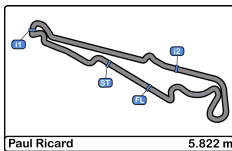


**Paul Ricard**  
**GT Cup Open Europe**  
**Private test - 1**  
**Best 5 Lap Times**



Cl	Nº	Entrant/Team	Nat	Driver 1	Nat	Status	Driver 2	Nat	Status	Vehicle	Cat	Cl	Best 1		Best 2		Best 3		Best 4		Best 5	
													Time	Lap	Time	Lap	Time	Lap	Time	Lap	Time	Lap
1	13	Baporo Motorsport	ESP	Juame Font	ESP		Joan Vinyes	AND		Porsche 991 Cup MY 201	AM	1	2:11.464	13	2:12.505	14	2:13.237	18	2:13.673	9	2:14.004	17
2	6	Vincenzo Sospiri Racing	ITA	Hans-Peter Koller	ITA		Edoardo Liberati	ITA		Lamborghini Huracan Super	PROAM	1	2:11.602	3	2:12.424	18	2:12.460	15	2:13.064	19	2:13.449	20
3	27	Vincenzo Sospiri Racing	ITA	JP Mauro	BRA		Rodolfo Toni	BRA		Lamborghini Huracan Super	AM	2	2:11.672	17	2:11.674	20	2:11.686	19	2:11.763	16	2:12.417	6
4	22	Niki Leutwiler / PZ OBERER	CHE	Niki Leutwiler	CHE					Porsche 911 Cup MY 201	AM	3	2:11.757	15	2:12.006	14	2:12.158	13	2:12.243	10	2:12.406	9
5	18	Teo Martin Motorsport	ESP	Guillem Pujeu	ESP		Faust Salom	ESP		McLaren 570S	SILVER	1	2:11.999	16	2:12.253	15	2:12.439	12	2:14.282	10	2:14.861	7
6	7	Teo Martin Motorsport	ESP	Marc De Fulgencio	ESP		Thiago Vivacqua	BRA		McLaren 570S	SILVER	2	2:12.396	11	2:12.662	9	2:12.987	10	2:13.030	8	2:14.433	7
7	32	Three Sixty Racing Team	ESP	Fernando Fortes	BRA		Julio Carlos Martini Filho	BRA		Mercedes AMG R	AM	4	2:12.621	10	2:13.098	9	2:13.429	7	2:13.619	5	2:13.814	6
8	2	Sports and You	PRT	Marcio Basso	BRA		Guilherme Salas	BRA		Mercedes AMG R	PROAM	2	2:12.780	16	2:12.931	14	2:14.339	15	2:14.559	11	2:14.759	10
9	10	Baporo Motorsport	ESP	Daniel Díaz-Varela	ESP		Manel Cerqueda	AND		Audi R8 LMS	AM	5	2:13.285	19	2:13.981	7	2:14.000	11	2:14.033	10	2:14.388	6
10	81	Tsunami RT	ITA	Lino Curti	ITA		Carlo Curti	ITA		Porsche 991 Cup gen II MY	AM	6	2:14.018	17	2:14.402	10	2:14.582	9	2:14.979	18	2:14.983	20





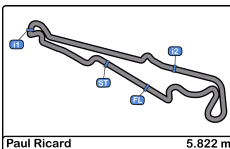
**Paul Ricard**  
**GT Cup Open Europe**  
**Private test - 1**  
**Best 5 Top Speeds**



Cl	Nº	Entrant/Team	Nat	Driver 1	Nat	Status	Driver 2	Nat	Status	Vehicle	Cat	Cl	Top 1		Top 2		Top 3		Top 4		Top 5		Avg
													Km/h	Lap	Km/h	Lap	Km/h	Lap	Km/h	Lap	Km/h	Lap	
1	6	Vincenzo Sospiri Racing	ITA	Hans-Peter Koller	ITA	CH	Edoardo Liberati	ITA		Lamborghini Huracan Super	PROAM	1	251.1	14	249.4	16	247.1	21	246.0	19	245.4	3	247.8
2	7	Teo Martin Motorsport	ESP	Marc De Fulgencio	ESP		Thiago Vivacqua	BRA		McLaren 570S	SILVER	1	250.5	13	250.0	8	250.0	10	249.4	11	249.4	12	249.8
3	18	Teo Martin Motorsport	ESP	Guillem Pujeu	ESP		Faust Salom	ESP		McLaren 570S	SILVER	2	250.5	7	248.8	12	248.2	6	247.7	8	247.7	13	248.6
4	27	Vincenzo Sospiri Racing	ITA	JP Mauro	BRA		Rodolfo Toni	BRA		Lamborghini Huracan Super	AM	1	247.7	17	246.5	16	246.5	19	246.0	18	244.8	11	246.3
5	2	Sports and You	PRY	Marcio Basso	BRA		Guilherme Salas	BRA		Mercedes AMG R	PROAM	2	247.1	16	245.4	15	245.4	17	244.3	14	241.0	19	244.6
6	32	Three Sixty Racing Team	ESP	Fernando Fortes	BRA		Julio Carlos Martini Filho	BRA		Mercedes AMG R	AM	2	243.7	15	243.7	16	243.7	19	242.6	13	242.6	17	243.3
7	10	Baporo Motorsport	ESP	Daniel Díaz-Varela	ESP		Manel Cerqueda	AND		Audi R8 LMS	AM	3	240.0	10	240.0	12	239.4	7	239.4	11	238.9	8	239.5
8	13	Baporo Motorsport	ESP	Juame Font	ESP		Joan Vinyes	AND		Porsche 991 Cup MY 201	AM	4	238.9	17	238.9	19	238.4	9	238.4	14	238.4	15	238.6
9	22	Niki Leutwiler / PZ OBERER	CHE	Niki Leutwiler	CHE					Porsche 911 Cup MY 201	AM	5	238.9	16	238.4	9	238.4	11	238.4	14	237.8	7	238.4
10	81	Tsunami RT	ITA	Lino Curti	ITA		Carlo Curti	ITA		Porsche 991 Cup gen II MY	AM	6	237.3	10	236.8	6	236.8	9	236.8	18	236.8	19	236.9







Paul Ricard  
 GT Cup Open Europe  
 Private test - 1  
**Fastest Laps Sequence**



Lap	Time of Day	Session Time	Nº	Entrant/Team	Nat	Driver 1	Nat	Status	Driver 2	Nat	Status	Vehicle	Cat	Time	Km/h
2	14:05:32.669	5:32.669	6	Vincenzo Sospiri Racing	ITA	Hans-Peter Koller	CHE		Edoardo Liberati	ITA		Lamborghini Huracan	PROAM	2:15.343	154.8
3	14:07:44.271	7:44.271	6	Vincenzo Sospiri Racing	ITA	Hans-Peter Koller	CHE		Edoardo Liberati	ITA		Lamborghini Huracan	PROAM	2:11.602	159.2
13	14:39:14.643	39:14.643	13	Baporo Motorsport	ESP	Juame Font	ESP		Joan Vinyes	AND		Porsche 991 Cup MY 2018	AM	2:11.464	159.4



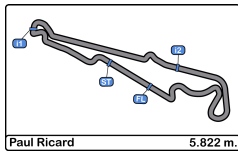


**Paul Ricard**  
**GT Cup Open Europe**  
**Private test - 1**  
**Event Best Maximum Speed**



Nº	Entrant/Team	Nat	Driver 1	Nat	Status	Driver 2	Nat	Status	Vehicle	Cat	Km/h	Session
6	Vincenzo Sospiri Racing	ITA	Hans-Peter Koller	CHE		Edoardo Liberati	ITA		Lamborghini Huracan	PROAM	251.1	Private test - 1
18	Teo Martin Motorsport	ESP	Guillem Pujeu	ESP		Faust Salom	ESP		McLaren 570S	SILVER	250.5	Private test - 1
7	Teo Martin Motorsport	ESP	Marc De Fulgencio	ESP		Thiago Vivacqua	BRA		McLaren 570S	SILVER	250.5	Private test - 1
27	Vincenzo Sospiri Racing	ITA	JP Mauro	BRA		Rodolfo Toni	BRA		Lamborghini Huracan	AM	247.7	Private test - 1
2	Sports and You	PRT	Marcio Basso	BRA		Guilherme Salas	BRA		Mercedes AMG R	PROAM	247.1	Private test - 1
32	Three Sixty Racing Team	ESP	Fernando Fortes	BRA		Julio Carlos Martini Filho	BRA		Mercedes AMG R	AM	243.7	Private test - 1
10	Baporo Motorsport	ESP	Daniel Díaz-Varela	ESP		Manel Cerqueda	AND		Audi R8 LMS	AM	240.0	Private test - 1
13	Baporo Motorsport	ESP	Juame Font	ESP		Joan Vinyes	AND		Porsche 991 Cup MY 2018	AM	238.9	Private test - 1
22	Niki Leutwiler / PZ OBERER	CHE	Niki Leutwiler	CHE					Porsche 911 Cup MY 2018	AM	238.9	Private test - 1
81	Tsunami RT	ITA	Lino Curti	ITA		Carlo Curti	ITA		Porsche 991 Cup gen II	AM	237.3	Private test - 1





**Paul Ricard**  
**GT Cup Open Europe**  
**Private test - 1**  
**Pit Stop Analysis**



**2** Marcio Basso PROAM Sports and You  
 Guilherme Salas Mercedes AMG R

Nr.	In Day Time	In Time	Out Time	Pit Time	T. Pit Time	Handicap	Penalty
1	14:09:57.236	14:09:57.236	14:13:43.427	3:46.191	3:46.191		
2	14:34:52.615	14:34:52.615	14:38:13.132	3:20.517	7:06.708		
3	14:49:19.633	14:49:19.633	14:50:59.371	1:39.738	8:46.446		

**6** Hans-Peter Koller PROAM Vincenzo Sospiri Racing  
 Edoardo Liberati Lamborghini Huracan Super Trofeo Evo

Nr.	In Day Time	In Time	Out Time	Pit Time	T. Pit Time	Handicap	Penalty
1	14:10:08.003	14:10:08.003	14:10:34.171	26.168	26.168		
2	14:15:08.001	14:15:08.001	14:18:24.352	3:16.351	3:42.519		
3	14:41:18.706	14:41:18.706	14:46:06.895	4:48.189	8:30.708		

**7** Marc De Fulgencio SILVER Teo Martin Motorsport  
 Thiago Vivacqua McLaren 570S

Nr.	In Day Time	In Time	Out Time	Pit Time	T. Pit Time	Handicap	Penalty
1	14:18:39.883	14:18:39.883	14:20:39.052	1:59.169	1:59.169		
2	14:38:34.782	14:38:34.782	14:42:57.295	4:22.513	6:21.682		

**10** Daniel Diaz-Varela AM Baporo Motorsport  
 Manel Cerqueda Audi R8 LMS

Nr.	In Day Time	In Time	Out Time	Pit Time	T. Pit Time	Handicap	Penalty
1	14:08:43.545	14:08:43.545	14:11:16.079	2:32.534	2:32.534		
2	14:22:42.866	14:22:42.866	14:23:46.842	1:03.976	3:36.510		
3	14:32:44.059	14:32:44.059	14:35:03.081	2:19.022	5:55.532		
4	14:46:28.504	14:46:28.504	14:49:28.376	2:59.872	8:55.404		

**13** Juame Font AM Baporo Motorsport  
 Joan Vinyes Porsche 991 Cup MY 2018

Nr.	In Day Time	In Time	Out Time	Pit Time	T. Pit Time	Handicap	Penalty
1	14:15:48.059	14:15:48.059	14:19:32.111	3:44.052	3:44.052		
2	14:28:44.874	14:28:44.874	14:32:17.107	3:32.233	7:16.285		
3	14:43:37.346	14:43:37.346	14:46:22.649	2:45.303	10:01.588		

**18** Guillem Pujeu SILVER Teo Martin Motorsport  
 Faust Salom McLaren 570S

Nr.	In Day Time	In Time	Out Time	Pit Time	T. Pit Time	Handicap	Penalty
1	14:17:22.840	14:17:22.840	14:20:08.682	2:45.842	2:45.842		
2	14:29:09.695	14:29:09.695	14:34:54.194	5:44.499	8:30.341		
3	14:46:40.971	14:46:40.971	14:48:12.635	1:31.664	10:02.005		

**22** Niki Leutwiler AM Niki Leutwiler / PZ OBERER ZURICKSEE by TFT  
 Porsche 911 Cup MY 2018

Nr.	In Day Time	In Time	Out Time	Pit Time	T. Pit Time	Handicap	Penalty
1	14:03:27.499	14:03:27.499	14:06:43.361	3:15.862	3:15.862		
2	14:20:34.121	14:20:34.121	14:27:41.931	7:07.810	10:23.672		
3	14:36:47.963	14:36:47.963	14:43:30.426	6:42.463	17:06.135		

**27** JP Mauro AM Vincenzo Sospiri Racing  
 Rodolfo Toni Lamborghini Huracan Super Trofeo Evo

Nr.	In Day Time	In Time	Out Time	Pit Time	T. Pit Time	Handicap	Penalty
1	14:28:57.112	14:28:57.112	14:33:46.531	4:49.419	4:49.419		
2	14:36:26.026	14:36:26.026	14:37:17.622	51.596	5:41.015		
3	14:39:31.988	14:39:31.988	14:40:42.959	1:10.971	6:51.986		

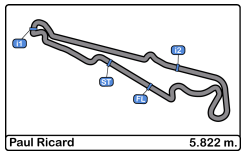
**32** Fernando Fortes AM Three Sixty Racing Team  
 Julio Carlos Martini Filho Mercedes AMG R

Nr.	In Day Time	In Time	Out Time	Pit Time	T. Pit Time	Handicap	Penalty
1	14:08:21.505	14:08:21.505	14:10:18.146	1:56.641	1:56.641		
2	14:28:23.128	14:28:23.128	14:31:16.202	2:53.074	4:49.715		

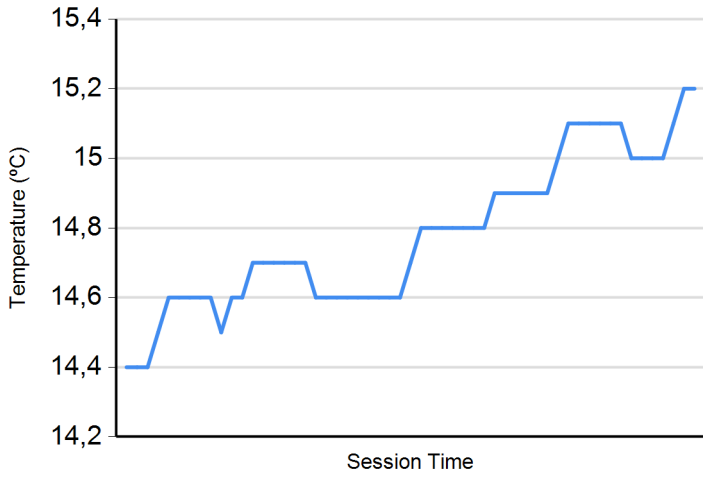
**81** Lino Curti AM Tsunami RT  
 Carlo Curti Porsche 991 Cup gen II MY 2018

Nr.	In Day Time	In Time	Out Time	Pit Time	T. Pit Time	Handicap	Penalty
1	14:17:34.836	14:17:34.836	14:19:51.347	2:16.511	2:16.511		
2	14:28:59.311	14:28:59.311	14:32:26.851	3:27.540	5:44.051		

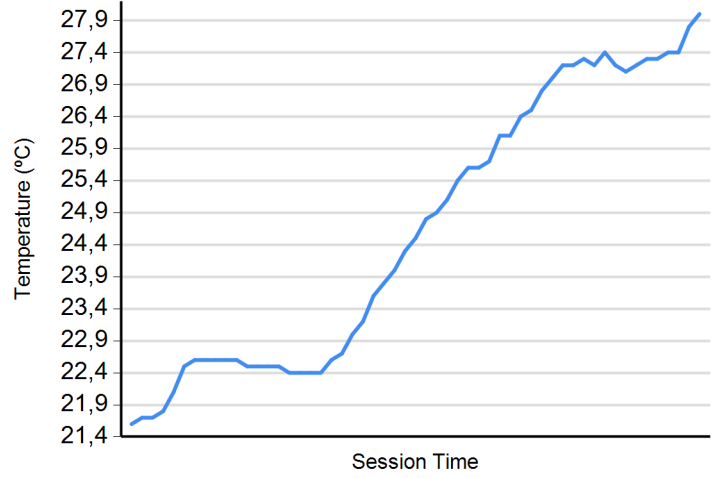




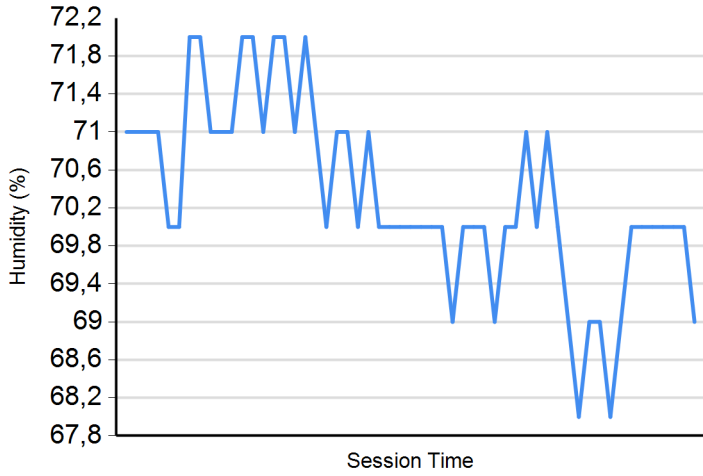
**Air Temperature**



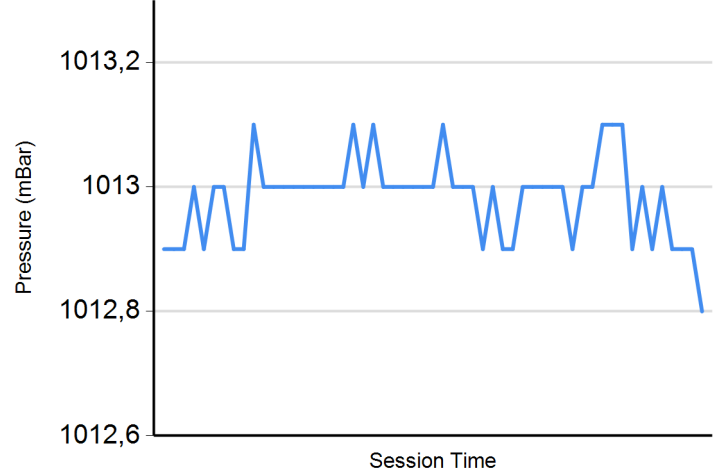
**Track Temperature**



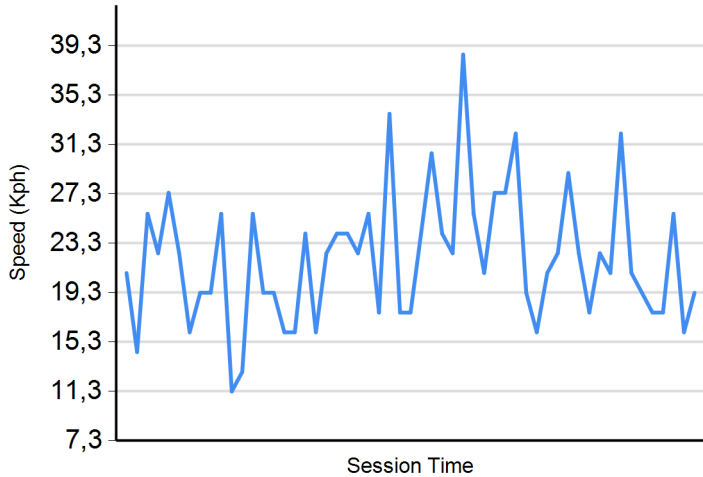
**Humidity**



**Pressure**



**Wind Speed**



**Wind direction**

North = 0°/360° Est = 90° South = 180° West = 270°

