

Paul Ricard
International GT Open
Qualifying - 2 Driver - 2
Provisional Results



Cls	Nº	Entrant/Team	Nat	Driver 1	Nat	Driver 2	Nat	Vehicle	Cat	Cls	Laps	Best	Time	Gap	Interval	Km/h
1	20	SPS Automotive Performance	DEU	Valentin Pierburg	DEU	<u>Tom Onslow-Cole</u>	GBR	Mercedes AMG GT3	PROAM	1	12	12	1:59.349			175.6
2	6	Antonelli MotorSport	ITA	Daniel Zampieri	ITA	<u>Alessio Rovera</u>	ITA	Mercedes AMG GT3	PRO	1	10	10	1:59.661	0.312	0.312	175.1
3	59	Teo Martín Motorsport	ESP	Martin Kodrić	HRV	<u>Henrique Chaves</u>	PRT	McLaren 720 s	PRO	2	10	9	1:59.699	0.350	0.038	175.0
4	63	Emil Frey Racing	CHE	Albert Costa	ESP	<u>Giacomo Altoè</u>	ITA	Lamborghini Huracan GT3 EVO	PRO	3	11	11	1:59.745	0.396	0.046	175.0
5	17	Teo Martín Motorsport	ESP	<u>Fran Rueda</u>	ESP	Andrés Saravia	GTM	McLaren 720 s	PRO	4	12	9	1:59.921	0.572	0.176	174.7
6	21	Spirit of Race	ITA	Duncan Cameron	GBR	<u>Matt Griffin</u>	IRL	Ferrari 488 GT3	PROAM	2	13	13	2:00.049	0.700	0.128	174.5
7	14	Emil Frey Racing	CHE	<u>Norbert Siedler</u>	AUT	Mikaël Grenier	CAN	Lamborghini Huracan GT3 EVO	PRO	5	11	11	2:00.141	0.792	0.092	174.4
8	25	HTP Motorsport	DEU	Alexander Hrachowina	AUT	<u>Martin Konrad</u>	AUT	Mercedes AMG GT3	AM	1	11	10	2:00.182	0.833	0.041	174.3
9	19	Raton Racing by Target	ITA	Jiatong Liang	CHN	<u>Raffaele Giammaria</u>	ITA	Lamborghini Huracan GT3 EVO	PROAM	3	13	12	2:00.325	0.976	0.143	174.1
10	10	SPS Automotive Performance	DEU	<u>Miguel Ramos</u>	PRT	Fabrizio Crestani	ITA	Mercedes AMG GT3	PRO	6	10	9	2:00.336	0.987	0.011	174.1
11	26	Lazarus Racing	ITA	<u>Eliseo Martínez</u>	ESP	Fabio Onidi	ITA	Lamborghini Huracan GT3	PRO	7	12	10	2:00.362	1.013	0.026	174.1
12	96	Optimum Motorsport	GBR	Oliver Wilkinson	GBR	<u>Bradley Ellis</u>	GBR	Aston Martin GT3 AMR MY2019	PROAM	4	14	13	2:00.396	1.047	0.034	174.0
13	27	Lazarus Racing	ITA	<u>Nicola De Marco</u>	ITA	Nicolas Pohler	DEU	Lamborghini Huracan GT3	PRO	8	13	13	2:00.441	1.092	0.045	174.0
14	7	Petri Corse	ITA	Petru Razvan Umbrarescu	ROU	<u>Jules Gounon</u>	FRA	Bentley Continental GT3	PRO	9	10	10	2:00.676	1.327	0.235	173.6
15	8	Antonelli MotorSport	ITA	Giuseppe Cipriani	ITA	Najiy Razak	MYS	Mercedes AMG GT3	AM	2	13	12	2:01.122	1.773	0.446	173.0
16	12	Ombra Racing	ITA	<u>Federico Leo</u>	ITA	Frederik Schandorff	DNK	Lamborghini Huracan GT3 EVO	PRO	10	13	6	2:01.213	1.864	0.091	172.9
17	66	Vincenzo Sospiri Racing	ITA	<u>Kang Ling</u>	CHN	Allam Khodair	BRA	McLaren 720 s	PROAM	5	13	10	2:01.380	2.031	0.167	172.6
18	16	Teo Martín Motorsport	ESP	<u>Marcelo Hahn</u>	BRA	Edward Cheever III	ITA	Ferrari 488 GT3	PROAM	6	13	11	2:01.512	2.163	0.132	172.4
19	93	Spirit of Race / Tempesta	GBR	<u>Christopher Froggatt</u>	GBR		ITA	Mercedes AMG GT3	AM	7	12	11	2:01.532	2.183	0.020	172.4
20	9	Antonelli MotorSport	ITA	Davide Roda	ITA	<u>Christoph Lenz</u>	CHE	Lamborghini Huracan GT3 EVO	PROAM	3	12	9	2:02.031	2.682	0.499	171.7
21	90	Raton Racing by Target	ITA	Alberto Di Folco	ITA	<u>Luis Silva</u>	PRT	Mercedes AMG GT3	AM	8	14	13	2:02.769	3.420	0.738	170.7
22	99	Sports and You	PRT	António Coimbra	PRT	Thomas Jäger	DEU	Mercedes AMG GT3	PROAM	4	10	10	2:02.813	3.464	0.044	170.6
23	75	Rowe Racing / SunEnergy1	DEU	<u>Kenny Habu</u>	AUS		DEU	Mercedes AMG GT3	PROAM	9	11	7	2:02.841	3.492	0.028	170.6

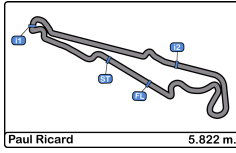
CAR 99 TIME 2:05.706 DISALLOWED TRACK LIMITS AT T 10
 CAR 96 TIME 2:01.291 DISALLOWED TRACK LIMITS AT T 10
 CAR 93 TIME 2:02.670 DISALLOWED TRACK LIMITS AT T 9
 CAR 59 TIME 2:01.330 DISALLOWED TRACK LIMITS AT T 11
 CAR 96 TIME 2:01.109 DISALLOWED TRACK LIMITS AT T 9
 CAR 99 TIME 2:03.244 DISALLOWED TRACK LIMITS AT T 10
 CAR 19 TIME 2:00.516 DISALLOWED TRACK LIMITS AT T 7
 CAR 21 TIME 2:00.375 DISALLOWED TRACK LIMITS AT T 10
 CAR 14 TIME 2:00.437 DISALLOWED TRACK LIMITS T2

Published at:.....

Track Temp: 21.8 °C Air Temp: 12.2 °C Humidity: 45 % Track Status: DRY

Stewards:	Race Director:	Timekeeper:
------------------	-----------------------	--------------------





Paul Ricard
International GT Open
Qualifying - 2 Driver - 2
Provisional Results by Class



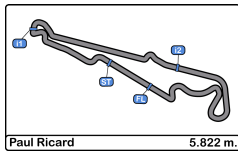
Cls	Nº	Entrant/Team	Nat	Driver 1	Nat	Status	Driver 2	Nat	Status	Vehicle	Cat	Cls	Laps	Best	Time	Gap	Interval	Km/h	
PRO																			
1	6	Antonelli MotorSport	ITA	Daniel Zampieri	ITA		<u>Alessio Rovera</u>	ITA		Mercedes AMG GT3	PRO	1	10	10	1:59.661			175.1	
2	59	Teo Martín Motorsport	ESP	Martin Kodrić	HRV		<u>Henrique Chaves</u>	PRT		McLaren 720 s	PRO	2	10	9	1:59.699	0.038	0.038	175.0	
3	63	Emil Frey Racing	CHE	Albert Costa	ESP		<u>Giacomo Altoè</u>	ITA		Lamborghini Huracan GT3 EVO	PRO	3	11	11	1:59.745	0.084	0.046	175.0	
4	17	Teo Martín Motorsport	ESP	<u>Fran Rueda</u>	ESP		Andrés Saravia	GTM		McLaren 720 s	PRO	4	12	9	1:59.921	0.260	0.176	174.7	
5	14	Emil Frey Racing	CHE	<u>Norbert Siedler</u>	AUT		Mikaël Grenier	CAN		Lamborghini Huracan GT3 EVO	PRO	5	11	11	2:00.141	0.480	0.220	174.4	
6	10	SPS Automotive Performance	DEU	<u>Miguel Ramos</u>	PRT		Fabrizio Crestani	ITA		Mercedes AMG GT3	PRO	6	10	9	2:00.336	0.675	0.195	174.1	
7	26	Lazarus Racing	ITA	<u>Eliseo Martínez</u>	ESP		Fabio Onidi	ITA		Lamborghini Huracan GT3	PRO	7	12	10	2:00.362	0.701	0.026	174.1	
8	27	Lazarus Racing	ITA	<u>Nicola De Marco</u>	ITA		Nicolas Pohler	DEU		Lamborghini Huracan GT3	PRO	8	13	13	2:00.441	0.780	0.079	174.0	
9	7	Petri Corse	ITA	Petru Razvan Umbrurescu	ROU		<u>Jules Gounon</u>	FRA		Bentley Continental GT3	PRO	9	10	10	2:00.676	1.015	0.235	173.6	
10	12	Ombra Racing	ITA	<u>Federico Leo</u>	ITA		Najiy Razak	MYS		Lamborghini Huracan GT3 EVO	PRO	10	13	6	2:01.213	1.552	0.537	172.9	
PROAM																			
1	20	SPS Automotive Performance	DEU	Valentin Pierburg	DEU		<u>Tom Onslow-Cole</u>	GBR		Mercedes AMG GT3	PROAM	1	12	12	1:59.349			175.6	
2	21	Spirit of Race	ITA	Duncan Cameron	GBR		<u>Matt Griffin</u>	IRL		Ferrari 488 GT3	PROAM	2	13	13	2:00.049	0.700	0.700	174.5	
3	19	Raton Racing by Target	ITA	Jiatong Liang	CHN		<u>Raffaele Giammaria</u>	ITA		Lamborghini Huracan GT3 EVO	PROAM	3	13	12	2:00.325	0.976	0.276	174.1	
4	96	Optimum Motorsport	GBR	Oliver Wilkinson	GBR		<u>Bradley Ellis</u>	GBR		Aston Martin GT3 AMR MY2019	PROAM	4	14	13	2:00.396	1.047	0.071	174.0	
5	66	Vincenzo Sospiri Racing	ITA	<u>Kang Ling</u>	CHN		Frederik Schandorff	DNK		Lamborghini Huracan GT3	PROAM	5	13	10	2:01.380	2.031	0.984	172.6	
6	16	Teo Martín Motorsport	ESP	<u>Marcelo Hahn</u>	BRA		Allam Khodair	BRA		McLaren 720 s	PROAM	6	13	11	2:01.512	2.163	0.132	172.4	
7	93	Spirit of Race / Tempesta	GBR	<u>Christopher Froggatt</u>	GBR		Edward Cheever III	ITA		Ferrari 488 GT3	PROAM	7	12	11	2:01.532	2.183	0.020	172.4	
8	90	Raton Racing by Target	ITA	Alberto Di Folco	ITA		<u>Christoph Lenz</u>	CHE		Lamborghini Huracan GT3 EVO	PROAM	8	14	13	2:02.769	3.420	1.237	170.7	
9	75	Rowe Racing / SunEnergy1	DEU	<u>Kenny Habul</u>	AUS		Thomas Jäger	DEU		Mercedes AMG GT3	PROAM	9	11	7	2:02.841	3.492	0.072	170.6	
AM																			
1	25	HTP Motorsport	DEU	Alexander Hrachowina	AUT		<u>Martin Konrad</u>	AUT		Mercedes AMG GT3	AM	1	11	10	2:00.182			174.3	
2	8	Antonelli MotorSport	ITA	Giuseppe Cipriani	ITA					Mercedes AMG GT3	AM	2	13	12	2:01.122	0.940	0.940	173.0	
3	9	Antonelli MotorSport	ITA	Davide Roda	ITA					Mercedes AMG GT3	AM	3	12	9	2:02.031	1.849	0.909	171.7	
4	99	Sports and You	PRT	António Coimbra	PRT		<u>Luis Silva</u>	PRT		Mercedes AMG GT3	AM	4	10	10	2:02.813	2.631	0.782	170.6	

Published at:.....

Track Temp: 21.8 °C Air Temp: 12.2 °C Humidity: 45 % Track Status: DRY

Stewards:	Race Director:	Timekeeper:
------------------	-----------------------	--------------------





Paul Ricard
International GT Open
Qualifying - 2 Driver - 2
Lap Analysis



6							9								
1 Daniel Zampieri Mercedes AMG GT3							1 Davide Roda Mercedes AMG GT3								
PRO 2 Alessio Rovera Antonelli MotorSport							AM 2 Antonelli MotorSport								
Lap	D	Time	Sector 1	Sector 2	Sector 3	T. Spd	Elapsed	Lap	D	Time	Sector 1	Sector 2	Sector 3	T. Spd	Elapsed
1	2	10:33:58.698	10:32:29.047	37.985	51.666		10:33:58.698	1	10:34:04.253	10:32:32.204	38.497	53.552		10:34:04.253	
2	2	2:01.401	33.489	36.507	51.405	243.7	10:36:00.099	2	2:03.378	34.207	37.131	52.040	242.6	10:36:07.631	
3	2	2:00.415	33.167	36.409	50.839	246.5	10:38:00.514	3	2:02.054	33.762	36.907	51.385	244.3	10:38:09.685	
4	2	2:16.028	38.068	40.350	57.610	247.7	10:40:16.542	4	2:02.878	33.590	37.257	52.031	241.6	10:40:12.563	
5	2	3:06.275 P	33.559	37.380	1:55.336	244.3	10:43:22.817	5	2:02.125	33.804	37.073	51.248	241.0	10:42:14.688	
6	2	2:17.361	48.926	36.770	51.665		10:45:40.178	6	2:02.743	33.738	37.292	51.713	243.7	10:44:17.431	
7	2	6:37.434 P	33.319	36.630	5:27.485	244.8	10:52:17.612	7	4:07.760 P	33.854	37.288	2:56.618	241.0	10:48:25.191	
8	2	2:27.485	56.636	39.016	51.833		10:54:45.097	8	2:25.885	54.328	37.515	54.042		10:50:51.076	
9	2	1:59.752	33.103	36.258	50.391	247.7	10:56:44.849	9	2:02.031	33.837	36.872	51.322	243.7	10:52:53.107	
10	2	1:59.661	32.886	36.276	50.499	244.3	10:58:44.510	10	2:10.379	33.612	36.624	1:00.143	246.0	10:55:03.486	
11	2		33.498	46.742		244.3		11	2:07.131	33.855	37.589	55.687	247.7	10:57:10.617	
7							12								
1 Petru Razvan Umbrarescu Bentley Continental GT3							13								
PRO 2 Jules Gounon Petri Corse							243.2								
Lap	D	Time	Sector 1	Sector 2	Sector 3	T. Spd	Elapsed	Lap	D	Time	Sector 1	Sector 2	Sector 3	T. Spd	Elapsed
1	2	10:36:03.661	10:34:28.757	39.977	54.927		10:36:03.661	12	2:11.710	33.746	36.913	1:01.051	243.7	10:59:22.327	
2	2	2:08.055	36.453	36.866	54.736	197.8	10:38:11.716	13		33.803	36.989		243.2		
3	2	3:04.040 P	36.834	38.031	1:49.175	190.1	10:41:15.756	10							
4	2	2:31.617	54.771	40.720	56.126		10:43:47.373	1 Miguel Ramos Mercedes AMG GT3							
5	2	2:01.752	33.630	36.743	51.379	246.5	10:45:49.125	PRO 2 Fabrizio Crestani SPS Automotive Performance							
6	2	2:01.025	33.157	36.382	51.486	250.5	10:47:50.150	Lap <th>D</th> <th>Time</th> <th>Sector 1</th> <th>Sector 2</th> <th>Sector 3</th> <th>T. Spd</th> <th>Elapsed</th>	D	Time	Sector 1	Sector 2	Sector 3	T. Spd	Elapsed
7	2	2:09.817	33.545	36.607	59.665	251.1	10:49:59.967	1	1	10:33:36.431	10:31:57.023	40.998	58.410		10:33:36.431
8	2	2:01.137	33.261	36.424	51.452	252.9	10:52:01.104	2	1	2:01.947	33.662	36.593	51.692	243.7	10:35:38.378
9	2	2:00.866	33.209	36.260	51.397	250.5	10:54:01.970	3	1	2:01.251	33.350	36.478	51.423	244.8	10:37:39.629
10	2	2:00.676	33.200	36.112	51.364	251.1	10:56:02.646	4	1	2:01.156	33.391	36.399	51.366	244.3	10:39:40.785
11	2		33.035	36.054		251.7		5	1	2:05.993	33.574	37.864	54.555	243.2	10:41:46.778
8							10								
1 Giuseppe Cipriani Mercedes AMG GT3							11								
AM 2 Antonelli MotorSport							12								
Lap	D	Time	Sector 1	Sector 2	Sector 3	T. Spd	Elapsed	Lap	D	Time	Sector 1	Sector 2	Sector 3	T. Spd	Elapsed
1		10:33:08.074	10:31:36.417	38.895	52.762		10:33:08.074	1	1	2:02.089	32.988	36.286	52.815	244.3	10:57:18.979
2		2:02.526	34.033	36.741	51.752	242.1	10:35:10.600	11	1	1:18.668	38.262		241.6		
3		2:05.210	33.671	36.892	54.647	243.2	10:37:15.810	12							
4		2:02.491	34.178	36.830	51.483	246.0	10:39:18.301	1 Federico Leo Lamborghini Huracan GT3 EVO							
5		2:02.502	33.516	36.981	52.005	243.2	10:41:20.803	PRO 2 Najiy Razak Ombra Racing							
6		5:36.947 P	33.457	37.015	4:26.475	243.2	10:46:57.750	Lap <th>D</th> <th>Time</th> <th>Sector 1</th> <th>Sector 2</th> <th>Sector 3</th> <th>T. Spd</th> <th>Elapsed</th>	D	Time	Sector 1	Sector 2	Sector 3	T. Spd	Elapsed
7		2:24.470	50.648	41.712	52.110		10:49:22.220	1	1	10:34:02.213	10:32:31.307	38.526	52.380		10:34:02.213
8		2:02.115	33.650	37.019	51.446	246.5	10:51:24.335	2	1	2:02.737	33.891	36.812	52.034	241.6	10:36:04.950
9		2:01.278	33.301	36.721	51.256	244.8	10:53:25.613	3	1	2:01.938	33.583	36.801	51.554	244.3	10:38:06.888
10		2:05.065	33.733	37.368	53.964	245.4	10:55:30.678	4	1	2:01.590	33.326	36.880	51.384	243.7	10:40:08.478
11		2:01.372	33.527	36.712	51.133	246.0	10:57:32.050	5	1	2:01.640	33.509	36.718	51.413	241.6	10:42:10.118
12		2:01.122	33.362	36.662	51.098	243.7	10:59:33.172	6	1	2:01.213	33.304	36.670	51.239	242.6	10:44:11.331
13		2:01.646	33.370	36.834	51.442	244.3	11:01:34.818	7	1	2:11.752 P	34.605	37.295	59.852	241.6	10:46:23.083
14			37.885	43.490		229.7		8	1	5:12.386	3:40.533	38.219	53.634		10:51:35.469
							12								
							11								
							12								
							13								
							13								





Paul Ricard
International GT Open
Qualifying - 2 Driver - 2
Lap Analysis



14							19								
1 Norbert Siedler Lamborghini Huracan GT3 EVO							1 Jiatong Liang Lamborghini Huracan GT3 EVO								
PRO 2 Mikaël Grenier Emil Frey Racing							PROAM 2 Raffaele Giammaria Raton Racing by Target								
Lap	D	Time	Sector 1	Sector 2	Sector 3	T. Spd	Elapsed	Lap	D	Time	Sector 1	Sector 2	Sector 3	T. Spd	Elapsed
1	1	10:34:22.004	10:32:50.551	38.368	53.085		10:34:22.004	1	2	10:32:26.838	10:30:53.947	38.938	53.953		10:32:26.838
2	1	2:01.671	33.548	36.802	51.321	243.7	10:36:23.675	2	2	2:02.552	34.049	36.661	51.842	242.1	10:34:29.390
3	1	2:00.482	33.095	36.495	50.892	246.0	10:38:24.157	3	2	2:01.972	33.598	36.549	51.825	244.3	10:36:31.362
4	1	2:04.682	33.121	36.520	55.041	245.4	10:40:28.839	4	2	2:01.302	33.491	36.358	51.453	244.3	10:38:32.664
5	1	8:23.337 P	33.373	39.240	7:10.724	243.2	10:48:52.176	5	2	2:01.451	33.321	36.583	51.547	243.2	10:40:34.115
6	1	2:53.541	1:03.654	42.357	1:07.530		10:51:45.717	6	2	2:00.966	33.318	36.413	51.235	242.1	10:42:35.081
7	1	2:00.596	33.289	36.485	50.822	244.3	10:53:46.313	7	2	2:49.546 P	34.455	37.642	1:37.449	243.7	10:45:24.627
8	1	2:00.437	33.172	36.401	50.864	245.4	10:55:46.750	8	2	2:23.281	50.712	37.118	55.451		10:47:47.908
9	1	2:03.537	33.102	36.512	53.923	246.0	10:57:50.287	9	2	2:00.918	33.448	36.398	51.072	244.3	10:49:48.826
10	1	2:04.357	35.850	37.198	51.309	244.3	10:59:54.644	10	2	2:00.516	33.246	36.246	51.024	244.8	10:51:49.342
11	1	2:00.141	32.981	36.367	50.793	244.8	11:01:54.785	11	2	2:00.360	33.202	36.196	50.962	244.3	10:53:49.702
12	1		34.946	37.839		245.4		12	2	2:00.325	33.031	36.168	51.126	244.8	10:55:50.027
								13	2	2:03.363	33.228	36.377	53.758	244.3	10:57:53.390
								14	2		34.178	38.166		244.3	
16							20								
1 Marcelo Hahn McLaren 720 s							1 Valentin Pierburg Mercedes AMG GT3								
PROAM 2 Allam Khodair Teo Martín Motorsport							PROAM 2 Tom Onslow-Cole SPS Automotive Performance								
Lap	D	Time	Sector 1	Sector 2	Sector 3	T. Spd	Elapsed	Lap	D	Time	Sector 1	Sector 2	Sector 3	T. Spd	Elapsed
1	1	10:32:45.258	10:31:13.388	38.011	53.859		10:32:45.258	1	2	10:33:31.850	10:31:54.692	37.947	59.211		10:33:31.850
2	1	2:04.002	34.198	37.059	52.745	243.2	10:34:49.260	2	2	2:02.091	34.010	36.711	51.370	243.2	10:35:33.941
3	1	2:02.912	33.852	37.011	52.049	243.2	10:36:52.172	3	2	2:01.264	33.632	36.517	51.115	244.8	10:37:35.205
4	1	2:02.759	33.945	36.761	52.053	246.0	10:38:54.931	4	2	2:03.650	34.016	37.027	52.607	246.0	10:39:38.855
5	1	2:03.641	33.966	37.536	52.139	242.6	10:40:58.572	5	2	2:00.859	33.506	36.412	50.941	243.2	10:41:39.714
6	1	2:11.976 P	34.314	37.055	1:00.607	243.7	10:43:10.548	6	2	4:27.772 P	33.796	36.916	3:17.060	244.8	10:46:07.486
7	1	4:56.328	3:27.474	36.962	51.892		10:48:06.876	7	2	2:23.439	51.526	37.564	54.349		10:48:30.925
8	1	2:01.851	33.733	36.591	51.527	246.0	10:50:08.727	8	2	1:59.741	33.148	36.217	50.376	246.0	10:50:30.666
9	1	2:01.517	33.443	36.690	51.384	246.0	10:52:10.244	9	2	2:32.962 P	34.055	42.330	1:16.577	247.7	10:53:03.628
10	1	2:02.193	33.581	36.885	51.727	245.4	10:54:12.437	10	2	2:25.407	54.023	37.889	53.495		10:55:29.035
11	1	2:01.512	33.470	36.491	51.551	246.0	10:56:13.949	11	2	1:59.828	32.946	36.260	50.622	245.4	10:57:28.863
12	1	2:03.459	33.307	36.945	53.207	244.8	10:58:17.408	12	2	1:59.349	33.068	36.094	50.187	244.8	10:59:28.212
13	1	2:01.929	33.485	36.749	51.695	244.3	11:00:19.337	13	2		32.938	36.211		244.8	
14	1		35.219	39.919		240.0									
17							21								
1 Fran Rueda McLaren 720 s							1 Duncan Cameron Ferrari 488 GT3								
PRO 2 Andrés Saravia Teo Martín Motorsport							PROAM 2 Matt Griffin Spirit of Race								
Lap	D	Time	Sector 1	Sector 2	Sector 3	T. Spd	Elapsed	Lap	D	Time	Sector 1	Sector 2	Sector 3	T. Spd	Elapsed
1	1	10:32:13.703	10:30:43.195	37.634	52.874		10:32:13.703	1	2	10:33:10.643	10:31:40.030	38.289	52.324		10:33:10.643
2	1	2:02.603	34.275	36.866	51.462	243.7	10:34:16.306	2	2	2:02.043	33.780	36.802	51.461	246.5	10:35:12.686
3	1	2:01.367	33.439	36.645	51.283	244.8	10:36:17.673	3	2	2:01.762	33.564	36.782	51.416	247.1	10:37:14.448
4	1	2:01.589	33.580	36.530	51.479	246.5	10:38:19.262	4	2	2:01.886	33.391	36.574	51.921	247.1	10:39:16.334
5	1	2:12.799 P	33.437	36.651	1:02.711	246.0	10:40:32.061	5	2	3:42.576 P	34.165	36.694	2:31.717	244.3	10:42:58.910
6	1	7:33.100	5:59.153	39.800	54.147		10:48:05.161	6	2	2:18.608	50.373	37.002	51.233		10:45:17.518
7	1	2:00.092	33.053	36.292	50.747	246.5	10:50:05.253	7	2	2:00.591	33.231	36.414	50.946	242.6	10:47:18.109
8	1	1:59.953	32.913	36.235	50.805	246.5	10:52:05.206	8	2	2:00.648	33.099	36.565	50.984	247.1	10:49:18.757
9	1	1:59.921	32.900	36.216	50.805	246.5	10:54:05.127	9	2	2:02.919	34.309	36.751	51.859	248.2	10:51:21.676
10	1	2:00.003	32.915	36.195	50.893	247.1	10:56:05.130	10	2	2:00.375	33.209	36.373	50.793	247.1	10:53:22.051
11	1	2:04.346	33.022	36.198	55.126	247.1	10:58:09.476	11	2	2:02.721	33.750	36.587	52.384	248.8	10:55:24.772
12	1	2:26.155 P	33.184	37.925	1:15.046	244.3	11:00:35.631	12	2	2:00.296	32.931	36.335	51.030	246.0	10:57:25.068
								13	2	2:00.049	33.050	36.270	50.729	247.1	10:59:25.117
								14	2		33.091	36.357		244.3	





Paul Ricard
International GT Open
Qualifying - 2 Driver - 2
Lap Analysis



25

1 Alexander Hrachowina Mercedes AMG GT3
 2 Martin Konrad HTP Motorsport

Lap	D	Time	Sector 1	Sector 2	Sector 3	T. Spd	Elapsed
1	2	10:32:37.075	10:30:59.223	40.010	57.842		10:32:37.075
2	2	2:01.918	33.866	36.503	51.549	242.6	10:34:38.993
3	2	2:01.307	33.528	36.491	51.288	245.4	10:36:40.300
4	2	2:01.073	33.307	36.503	51.263	246.5	10:38:41.373
5	2	2:01.015	33.378	36.637	51.000	244.8	10:40:42.388
6	2	2:01.046	33.633	36.478	50.935	243.7	10:42:43.434
7	2	2:11.565 P	35.393	37.084	59.088	244.8	10:44:54.999
8	2	7:42.936	6:06.118	36.857	59.961		10:52:37.935
9	2	2:00.611	33.310	36.490	50.811	246.0	10:54:38.546
10	2	2:00.182	33.164	36.266	50.752	247.1	10:56:38.728
11	2	2:13.329 P	33.343	38.824	1:01.162	247.1	10:58:52.057

26

1 Eliseo Martínez Lamborghini Huracan GT3
 2 Fabio Onidi Lazarus Racing

Lap	D	Time	Sector 1	Sector 2	Sector 3	T. Spd	Elapsed
1	1	10:32:31.412	10:30:58.698	39.034	53.680		10:32:31.412
2	1	2:14.473 P	35.635	37.886	1:00.952	240.5	10:34:45.885
3	1	5:00.985	3:28.796	38.221	53.968		10:39:46.870
4	1	2:03.115	33.712	36.694	52.709	246.5	10:41:49.985
5	1	2:01.449	33.569	36.684	51.196	245.4	10:43:51.434
6	1	2:01.258	33.521	36.664	51.073	245.4	10:45:52.692
7	1	2:12.090 P	33.486	36.848	1:01.756	247.7	10:48:04.782
8	1	4:13.982	2:40.579	39.769	53.634		10:52:18.764
9	1	2:00.870	33.342	36.523	51.005	248.2	10:54:19.634
10	1	2:00.362	33.121	36.346	50.895	242.6	10:56:19.996
11	1	2:01.776	32.958	36.329	52.489	242.6	10:58:21.772
12	1	2:19.484 P	33.795	37.520	1:08.169	246.5	11:00:41.256

27

1 Nicola De Marco Lamborghini Huracan GT3
 2 Nicolas Pohler Lazarus Racing

Lap	D	Time	Sector 1	Sector 2	Sector 3	T. Spd	Elapsed
1	1	10:32:30.138	10:30:52.753	40.138	57.247		10:32:30.138
2	1	2:12.082 P	34.965	37.431	59.686	242.1	10:34:42.220
3	1	3:40.587	2:11.314	37.364	51.909		10:38:22.807
4	1	2:01.820	33.587	36.786	51.447	243.2	10:40:24.627
5	1	2:01.622	33.600	36.732	51.290	242.6	10:42:26.249
6	1	2:01.466	33.524	36.780	51.162	244.3	10:44:27.715
7	1	2:15.760 P	33.889	37.855	1:04.016	241.6	10:46:43.475
8	1	4:05.151	2:35.223	37.314	52.614		10:50:48.626
9	1	2:01.347	33.514	36.682	51.151	245.4	10:52:49.973
10	1	2:00.903	33.381	36.507	51.015	244.3	10:54:50.876
11	1	2:01.244	33.332	36.729	51.183	247.1	10:56:52.120
12	1	2:08.283	37.757	38.091	52.435	208.8	10:59:00.403
13	1	2:00.441	33.272	36.461	50.708	242.1	11:01:00.844
14	1		36.868	43.213		244.3	

59

1 Martin Kodrić McLaren 720 s
 2 Henrique Chaves Teo Martín Motorsport

Lap	D	Time	Sector 1	Sector 2	Sector 3	T. Spd	Elapsed
1	2	10:32:28.659	10:30:53.780	39.777	55.102		10:32:28.659
2	2	2:01.609	33.716	36.677	51.216	244.3	10:34:30.268
3	2	2:09.796 P	33.332	36.420	1:00.044	247.1	10:36:40.064
4	2	3:10.443	1:36.711	38.387	55.345		10:39:50.507
5	2	2:01.330	33.109	36.217	52.004	244.8	10:41:51.837
6	2	2:00.401	33.191	36.280	50.930	246.5	10:43:52.238
7	2	2:13.741 P	34.613	39.086	1:00.042	243.2	10:46:05.979
8	2	7:14.091	5:36.332	39.957	57.802		10:53:20.070
9	2	1:59.699	33.080	36.078	50.541	247.1	10:55:19.769
10	2	2:14.408 P	33.026	37.695	1:03.687	246.0	10:57:34.177

63

1 Albert Costa Lamborghini Huracan GT3 EVO
 2 Giacomo Altoè Emil Frey Racing

Lap	D	Time	Sector 1	Sector 2	Sector 3	T. Spd	Elapsed
1	2	10:34:27.035	10:32:53.462	38.072	55.501		10:34:27.035
2	2	2:01.908	33.661	36.608	51.639	244.8	10:36:28.943
3	2	2:00.485	33.210	36.384	50.891	246.0	10:38:29.428
4	2	2:00.333	33.132	36.372	50.829	244.3	10:40:29.761
5	2	8:02.313 P	33.333	36.335	6:52.645	245.4	10:48:32.074
6	2	2:25.993	50.512	39.968	55.513		10:50:58.067
7	2	2:00.049	33.120	36.248	50.681	244.8	10:52:58.116
8	2	2:09.806	35.992	38.464	55.350	246.5	10:55:07.922
9	2	2:00.301	33.148	36.305	50.848	246.0	10:57:08.223
10	2	2:00.227	32.976	36.435	50.816	244.8	10:59:08.450
11	2	1:59.745	33.066	36.308	50.371	244.3	11:01:08.195
12	2		34.501	38.579		245.4	

66

1 Kang Ling Lamborghini Huracan GT3
 2 Frederik Schandorff Vincenzo Sospiri Racing

Lap	D	Time	Sector 1	Sector 2	Sector 3	T. Spd	Elapsed
1	1	10:32:37.654	10:31:04.397	38.073	55.184		10:32:37.654
2	1	2:03.780	34.175	36.767	52.838	244.3	10:34:41.434
3	1	2:03.165	33.798	36.885	52.482	245.4	10:36:44.599
4	1	2:02.957	33.856	36.854	52.247	246.0	10:38:47.556
5	1	2:02.464	33.740	36.793	51.931	244.8	10:40:50.020
6	1	2:02.635	34.003	36.748	51.884	243.2	10:42:52.655
7	1	2:13.093 P	35.525	38.345	59.223	244.3	10:45:05.748
8	1	5:24.372	3:55.788	36.843	51.741		10:50:30.120
9	1	2:01.492	33.534	36.514	51.444	244.8	10:52:31.612
10	1	2:01.380	33.480	36.426	51.474	245.4	10:54:32.992
11	1	2:04.856	33.255	36.546	55.055	246.0	10:56:37.848
12	1	2:05.416	33.475	36.512	55.429	246.0	10:58:43.264
13	1	2:01.465	33.623	36.506	51.336	243.7	11:00:44.729
14	1		36.817	40.547		245.4	





Paul Ricard
International GT Open
Qualifying - 2 Driver - 2
Lap Analysis



75

1 Kenny Habul Mercedes AMG GT3
 PROAM 2 Thomas Jäger Rowe Racing / SunEnergy1 Racing

Lap	D	Time	Sector 1	Sector 2	Sector 3	T. Spd	Elapsed
1	1	10:32:40.435	10:31:05.726	40.553	54.156		10:32:40.435
2	1	2:06.681	35.599	37.818	53.264	237.8	10:34:47.116
3	1	2:04.622	34.475	37.484	52.663	238.9	10:36:51.738
4	1	2:19.079 P	36.504	38.975	1:03.600	240.0	10:39:10.817
5	1	7:39.815	6:07.605	38.838	53.372		10:46:50.632
6	1	2:05.373	35.670	37.765	51.938	241.0	10:48:56.005
7	1	2:02.841	34.111	37.028	51.702	242.1	10:50:58.846
8	1	2:06.885	36.330	38.090	52.465	211.7	10:53:05.731
9	1	2:03.126	33.805	36.908	52.413	240.5	10:55:08.857
10	1	2:26.716 P	38.894	41.224	1:06.598	183.9	10:57:35.573
11	1	3:44.086	2:14.796	37.299	51.991		11:01:19.659
12	1		35.017	38.063		237.8	

90

1 Alberto Di Folco Lamborghini Huracan GT3 EVO
 PROAM 2 Christoph Lenz Raton Racing by Target

Lap	D	Time	Sector 1	Sector 2	Sector 3	T. Spd	Elapsed
1	2	10:32:37.898	10:31:00.545	39.059	58.294		10:32:37.898
2	2	2:05.917	35.184	37.550	53.183	243.2	10:34:43.815
3	2	2:04.070	33.864	37.381	52.825	243.7	10:36:47.885
4	2	2:04.564	34.106	37.167	53.291	244.8	10:38:52.449
5	2	2:04.108	33.971	37.242	52.895	242.6	10:40:56.557
6	2	2:59.582 P	35.298	38.147	1:46.137	241.6	10:43:56.139
7	2	2:21.654	51.132	37.815	52.707		10:46:17.793
8	2	2:03.194	33.965	36.933	52.296	243.7	10:48:20.987
9	2	2:03.139	33.821	37.261	52.057	243.7	10:50:24.126
10	2	2:04.330	34.734	36.925	52.671	243.7	10:52:28.456
11	2	2:03.022	33.845	36.905	52.272	243.2	10:54:31.478
12	2	2:02.911	33.559	36.842	52.510	243.2	10:56:34.389
13	2	2:02.769	33.600	36.673	52.496	242.6	10:58:37.158
14	2	2:03.939	33.866	36.774	53.299	241.0	11:00:41.097
15	2		38.486	38.906		175.3	

93

1 Christopher Froggatt Ferrari 488 GT3
 PROAM 2 Edward Cheever III Spirit of Race / Tempesta Racing

Lap	D	Time	Sector 1	Sector 2	Sector 3	T. Spd	Elapsed
1	1	10:33:22.360	10:31:50.560	38.059	53.741		10:33:22.360
2	1	2:05.445	34.225	37.068	54.152	246.5	10:35:27.805
3	1	2:03.271	33.877	36.916	52.478	242.1	10:37:31.076
4	1	2:03.971	34.153	36.865	52.953	246.5	10:39:35.047
5	1	2:02.670	33.695	36.485	52.490	246.0	10:41:37.717
6	1	4:38.578 P	34.690	36.786	3:27.102	241.6	10:46:16.295
7	1	2:21.460	51.783	37.831	51.846		10:48:37.755
8	1	2:05.547	35.449	37.527	52.571	244.3	10:50:43.302
9	1	2:01.817	33.564	36.364	51.889	247.1	10:52:45.119
10	1	2:01.911	33.531	36.578	51.802	242.1	10:54:47.030
11	1	2:01.532	33.256	36.572	51.704	246.5	10:56:48.562
12	1	2:06.658	33.567	39.497	53.594	247.1	10:58:55.220
13	1		33.846	36.919		244.3	

96

1 Oliver Wilkinson Aston Martin GT3 AMR MY2019
 PROAM 2 Bradley Ellis Optimum Motorsport

Lap	D	Time	Sector 1	Sector 2	Sector 3	T. Spd	Elapsed
1	2	10:32:29.721	10:30:57.654	38.136	53.931		10:32:29.721
2	2	2:10.432 P	34.216	37.228	58.988	244.3	10:34:40.153
3	2	3:14.473	1:45.125	37.294	52.054		10:37:54.626
4	2	2:01.291	33.503	36.398	51.390	246.5	10:39:55.917
5	2	2:01.327	33.519	36.569	51.239	244.3	10:41:57.244
6	2	2:01.109	33.511	36.350	51.248	246.0	10:43:58.353
7	2	2:01.130	33.367	36.489	51.274	244.8	10:45:59.483
8	2	2:08.593 P	33.413	36.960	58.220	246.5	10:48:08.076
9	2	2:59.325	1:30.920	36.792	51.613		10:51:07.401
10	2	2:00.670	33.275	36.329	51.066	247.1	10:53:08.071
11	2	2:03.997	33.366	36.201	54.430	248.2	10:55:12.068
12	2	2:00.506	33.323	36.241	50.942	248.2	10:57:12.574
13	2	2:00.396	33.128	36.284	50.984	246.5	10:59:12.970
14	2	2:00.440	33.324	36.332	50.784	244.8	11:01:13.410
15	2		35.452	41.389		247.1	

99

1 António Coimbra Mercedes AMG GT3
 AM 2 Luis Silva Sports and You

Lap	D	Time	Sector 1	Sector 2	Sector 3	T. Spd	Elapsed
1	2	10:33:19.728	10:31:38.833	42.536	58.359		10:33:19.728
2	2	2:08.656	35.645	37.921	55.090	242.1	10:35:28.384
3	2	2:05.706	35.181	37.215	53.310	243.2	10:37:34.090
4	2	2:05.952	34.642	37.274	54.036	243.2	10:39:40.042
5	2	4:40.474 P	37.044	38.816	3:24.614	241.0	10:44:20.516
6	2	2:26.013	52.878	38.825	54.310		10:46:46.529
7	2	2:03.550	34.360	36.716	52.474	243.2	10:48:50.079
8	2	2:03.244	33.975	36.862	52.407	244.8	10:50:53.323
9	2	2:03.343	34.061	36.623	52.659	245.4	10:52:56.666
10	2	2:02.813	33.957	36.441	52.415	243.7	10:54:59.479
11	2		39.188	43.560		244.3	





Paul Ricard
International GT Open
Qualifying - 2 Driver - 2
Best Sectors Results



Sector - 1				Sector - 2				Sector - 3				Ideal Lap vs Best Lap				
Clas	Nº	Driver	Time	Nº	Driver	Time	Nº	Driver	Time	Clas	Nº	Driver	Ideal Lap	Best Lap	Clas	
1	6	Alessio Rovera	32.886	7	Jules Gounon	36.054	20	Tom Onslow-Cole	50.187	1	20	Tom Onslow-Cole	1:59.219	1:59.349	1	
2	17	Fran Rueda	32.900	59	Henrique Chaves	36.078	63	Giacomo Altoè	50.371	2	6	Alessio Rovera	1:59.535	1:59.661	2	
3	21	Matt Griffin	32.931	20	Tom Onslow-Cole	36.094	6	Alessio Rovera	50.391	3	63	Giacomo Altoè	1:59.595	1:59.745	4	
4	20	Tom Onslow-Cole	32.938	19	Raffaele Giammaria	36.168	59	Henrique Chaves	50.541	4	59	Henrique Chaves	1:59.645	1:59.699	3	
5	26	Eliseo Martínez	32.958	17	Fran Rueda	36.195	27	Nicola De Marco	50.708	5	17	Fran Rueda	1:59.842	1:59.921	5	
6	63	Giacomo Altoè	32.976	96	Bradley Ellis	36.201	21	Matt Griffin	50.729	6	21	Matt Griffin	1:59.930	2:00.049	6	
7	14	Norbert Siedler	32.981	10	Miguel Ramos	36.238	17	Fran Rueda	50.747	7	10	Miguel Ramos	2:00.085	2:00.336	10	
8	10	Miguel Ramos	32.988	63	Giacomo Altoè	36.248	25	Martin Konrad	50.752	8	96	Bradley Ellis	2:00.113	2:00.396	12	
9	59	Henrique Chaves	33.026	6	Alessio Rovera	36.258	96	Bradley Ellis	50.784	9	14	Norbert Siedler	2:00.141	2:00.141	7	
10	19	Raffaele Giammaria	33.031	25	Martin Konrad	36.266	14	Norbert Siedler	50.793	10	19	Raffaele Giammaria	2:00.161	2:00.325	9	
11	7	Jules Gounon	33.035	21	Matt Griffin	36.270	10	Miguel Ramos	50.859	11	25	Martin Konrad	2:00.182	2:00.182	8	
12	96	Bradley Ellis	33.128	26	Eliseo Martínez	36.329	26	Eliseo Martínez	50.895	12	26	Eliseo Martínez	2:00.182	2:00.362	11	
13	25	Martin Konrad	33.164	93	Christopher Froggatt	36.364	19	Raffaele Giammaria	50.962	13	27	Nicola De Marco	2:00.441	2:00.441	13	
14	66	Kang Ling	33.255	14	Norbert Siedler	36.367	8	Giuseppe Cipriani	51.098	14	7	Jules Gounon	2:00.453	2:00.676	14	
15	93	Christopher Froggatt	33.256	66	Kang Ling	36.426	12	Federico Leo	51.203	15	66	Kang Ling	2:01.017	2:01.380	17	
16	27	Nicola De Marco	33.272	99	Luis Silva	36.441	9	Davide Roda	51.248	16	8	Giuseppe Cipriani	2:01.061	2:01.122	15	
17	8	Giuseppe Cipriani	33.301	27	Nicola De Marco	36.461	66	Kang Ling	51.336	17	12	Federico Leo	2:01.065	2:01.213	16	
18	12	Federico Leo	33.304	16	Marcelo Hahn	36.491	7	Jules Gounon	51.364	18	16	Marcelo Hahn	2:01.182	2:01.512	18	
19	16	Marcelo Hahn	33.307	12	Federico Leo	36.558	16	Marcelo Hahn	51.384	19	93	Christopher Froggatt	2:01.324	2:01.532	19	
20	90	Christoph Lenz	33.559	9	Davide Roda	36.624	75	Kenny Habul	51.702	20	9	Davide Roda	2:01.462	2:02.031	20	
21	9	Davide Roda	33.590	8	Giuseppe Cipriani	36.662	93	Christopher Froggatt	51.704	21	90	Christoph Lenz	2:02.289	2:02.769	21	
22	75	Kenny Habul	33.805	90	Christoph Lenz	36.673	90	Christoph Lenz	52.057	22	75	Kenny Habul	2:02.415	2:02.841	23	
23	99	Luis Silva	33.957	75	Kenny Habul	36.908	99	Luis Silva	52.407	23	99	Luis Silva	2:02.805	2:02.813	22	





Paul Ricard
International GT Open
Qualifying - 2 Driver - 2
Best 5 Lap Times



Cl	Nº	Entrant/Team	Nat	Driver 1	Nat	Status	Driver 2	Nat	Status	Vehicle	Cat	Cl	Best 1		Best 2		Best 3		Best 4		Best 5	
													Time	Lap	Time	Lap	Time	Lap	Time	Lap	Time	Lap
1	20	SPS Automotive Performance	GER	Valentin Pierburg	GER		Tom Onslow-Cole	GBR		Mercedes AMG GT3	PROAM	1	1:59.349	12	1:59.741	8	1:59.828	11	2:00.859	5	2:01.264	3
2	6	Antonelli MotorSport	ITA	Daniel Zampieri	ITA		Alessio Rovera	ITA		Mercedes AMG GT3	PRO	1	1:59.661	10	1:59.752	9	2:00.415	3	2:01.401	2	2:16.028	4
3	59	Teo Martín Motorsport	ESP	Martin Kodrić	HRV		Henrique Chaves	PRT		McLaren 720 s	PRO	2	1:59.699	9	2:00.401	6	2:01.609	2	2:09.796	3	2:13.741	7
4	63	Emil Frey Racing	CHE	Albert Costa	ESP		Giacomo Altoè	ITA		Lamborghini Huracan GT3	PRO	3	1:59.745	11	2:00.049	7	2:00.227	10	2:00.301	9	2:00.333	4
5	17	Teo Martín Motorsport	ESP	Fran Rueda	ESP		Andrés Saravia	GTW		McLaren 720 s	PRO	4	1:59.921	9	1:59.953	8	2:00.003	10	2:00.092	7	2:01.367	3
6	21	Spirit of Race	ITA	Duncan Cameron	GBR		Matt Griffin	IRL		Ferrari 488 GT3	PROAM	2	2:00.049	13	2:00.296	12	2:00.591	7	2:00.648	8	2:01.762	3
7	14	Emil Frey Racing	CHE	Norbert Siedler	AUT		Mikaël Grenier	CAN		Lamborghini Huracan GT3	PRO	5	2:00.141	11	2:00.482	3	2:00.596	7	2:01.671	2	2:03.537	9
8	25	HTP Motorsport	GER	Alexander Hrachowina	AUT		Martin Konrad	AUT		Mercedes AMG GT3	AM	1	2:00.182	10	2:00.611	9	2:01.015	5	2:01.046	6	2:01.073	4
9	19	Raton Racing by Target	ITA	Jiatong Liang	CHN		Raffaele Giammaria	ITA		Lamborghini Huracan GT3	PROAM	3	2:00.325	12	2:00.360	11	2:00.918	9	2:00.966	6	2:01.302	4
10	10	SPS Automotive Performance	GER	Miguel Ramos	PRT		Fabrizio Crestani	ITA		Mercedes AMG GT3	PRO	6	2:00.336	9	2:01.156	4	2:01.251	3	2:01.947	2	2:02.089	10
11	26	Lazarus Racing	ITA	Eliseo Martínez	ESP		Fabio Onidi	ITA		Lamborghini Huracan GT3	PRO	7	2:00.362	10	2:00.870	9	2:01.258	6	2:01.449	5	2:01.776	11
12	96	Optimum Motorsport	GBR	Oliver Wilkinson	GBR		Bradley Ellis	GBR		Aston Martin GT3 AMR	PROAM	4	2:00.396	13	2:00.440	14	2:00.506	12	2:00.670	10	2:01.130	7
13	27	Lazarus Racing	ITA	Nicola De Marco	ITA		Nicolas Pohler	DEU		Lamborghini Huracan GT3	PRO	8	2:00.441	13	2:00.903	10	2:01.244	11	2:01.347	9	2:01.466	6
14	7	Petri Corse	ITA	Petru Razvan Umbrarescu	ROU		Jules Gounon	FRA		Bentley Continental GT3	PRO	9	2:00.676	10	2:00.866	9	2:01.025	6	2:01.137	8	2:01.752	5
15	8	Antonelli MotorSport	ITA	Giuseppe Cipriani	ITA					Mercedes AMG GT3	AM	2	2:01.122	12	2:01.278	9	2:01.372	11	2:01.646	13	2:02.115	8
16	12	Ombra Racing	ITA	Federico Leo	ITA		Najjy Razak	MYS		Lamborghini Huracan GT3	PRO	10	2:01.213	6	2:01.248	9	2:01.248	10	2:01.362	11	2:01.590	4
17	66	Vincenzo Sospiri Racing	ITA	Kang Ling	CHN		Frederik Schandorff	DNK		Lamborghini Huracan GT3	PROAM	5	2:01.380	10	2:01.465	13	2:01.492	9	2:02.464	5	2:02.635	6
18	16	Teo Martín Motorsport	ESP	Marcelo Hahn	BRA		Allam Khodair	BRA		McLaren 720 s	PROAM	6	2:01.512	11	2:01.517	9	2:01.851	8	2:01.929	13	2:02.193	10
19	93	Spirit of Race / Tempesta	GBR	Christopher Froggatt	GBR		Edward Cheever III	ITA		Ferrari 488 GT3	PROAM	7	2:01.532	11	2:01.817	9	2:01.911	10	2:03.271	3	2:03.971	4
20	9	Antonelli MotorSport	ITA	Davide Roda	ITA					Mercedes AMG GT3	AM	3	2:02.031	9	2:02.054	3	2:02.125	5	2:02.743	6	2:02.878	4
21	90	Raton Racing by Target	ITA	Alberto Di Folco	ITA		Christoph Lenz	CHE		Lamborghini Huracan GT3	PROAM	8	2:02.769	13	2:02.911	12	2:03.022	11	2:03.139	9	2:03.194	8
22	99	Sports and You	PRT	António Coimbra	PRT		Luis Silva	PRT		Mercedes AMG GT3	AM	4	2:02.813	10	2:03.343	9	2:03.550	7	2:05.952	4	2:08.656	2
23	75	Rowe Racing / SunEnergy1	DEU	Kenny Habul	AUS		Thomas Jäger	DEU		Mercedes AMG GT3	PROAM	9	2:02.841	7	2:03.126	9	2:04.622	3	2:05.373	6	2:06.681	2





Paul Ricard
International GT Open
Qualifying - 2 Driver - 2
Best 5 Top Speeds



Cl	Nº	Entrant/Team	Nat	Driver 1	Nat	Status	Driver 2	Nat	Status	Vehicle	Cat	Cl	Top 1		Top 2		Top 3		Top 4		Top 5		Avg
													Km/h	Lap	Km/h	Lap	Km/h	Lap	Km/h	Lap	Km/h	Lap	
1	7	Petri Corse	ITA	Petru Razvan Umbrarescu	ROU		Jules Gounon	ITA		Bentley Continental GT3	PRO	1	252.9	8	251.7	11	251.1	7	251.1	10	250.5	6	251.5
2	21	Spirit of Race	ITA	Duncan Cameron	GBR		Matt Griffin	IRL		Ferrari 488 GT3	PROAM	1	248.8	11	248.2	9	247.1	3	247.1	4	247.1	8	247.7
3	26	Lazarus Racing	ITA	Eliseo Martínez	ESP		Fabio Onidi	ITA		Lamborghini Huracan GT3	PRO	2	248.2	9	247.7	7	246.5	4	246.5	12	245.4	5	246.9
4	96	Optimum Motorsport	GBR	Oliver Wilkinson	GBR		Bradley Ellis	GBR		Aston Martin GT3 AMR	PROAM	2	248.2	11	248.2	12	247.1	10	247.1	15	246.5	4	247.4
5	6	Antonelli MotorSport	ITA	Daniel Zampieri	ITA		Alessio Rovera	ITA		Mercedes AMG GT3	PRO	3	247.7	4	247.7	9	246.5	3	244.8	7	244.3	5	246.2
6	9	Antonelli MotorSport	ITA	Davide Roda	ITA					Mercedes AMG GT3	AM	1	247.7	11	246.0	10	244.3	3	243.7	6	243.7	9	245.1
7	20	SPS Automotive Performance	DEU	Valentin Pierburg	DEU		Tom Onslow-Cole	GBR		Mercedes AMG GT3	PROAM	3	247.7	9	246.0	4	246.0	8	245.4	11	244.8	3	246.0
8	17	Teo Martín Motorsport	ESP	Fran Rueda	ESP		Andrés Saravia	GTN		McLaren 720 s	PRO	4	247.1	10	247.1	11	246.5	4	246.5	7	246.5	8	246.8
9	25	HTP Motorsport	DEU	Alexander Hrachowina	AUT		Martin Konrad	AUT		Mercedes AMG GT3	AM	2	247.1	10	247.1	11	246.5	4	246.0	9	245.4	3	246.4
10	27	Lazarus Racing	ITA	Nicola De Marco	ITA		Nicolas Pohler	DEU		Lamborghini Huracan GT3	PRO	5	247.1	11	245.4	9	244.3	6	244.3	10	244.3	14	245.1
11	59	Teo Martín Motorsport	ESP	Martin Kodrić	HRV		Henrique Chaves	PRT		McLaren 720 s	PRO	6	247.1	3	247.1	9	246.5	6	246.0	10	244.8	5	246.3
12	93	Spirit of Race / Tempesta	GBR	Christopher Froggatt	GBR		Edward Cheever III	ITA		Ferrari 488 GT3	PROAM	4	247.1	9	247.1	12	246.5	2	246.5	4	246.5	11	246.8
13	8	Antonelli MotorSport	ITA	Giuseppe Cipriani	ITA					Mercedes AMG GT3	AM	3	246.5	8	246.0	4	246.0	11	245.4	10	244.8	9	245.7
14	63	Emil Frey Racing	CHE	Albert Costa	ESP		Giacomo Altoè	ITA		Lamborghini Huracan GT3	PRO	7	246.5	8	246.0	3	246.0	9	245.4	5	245.4	12	245.9
15	14	Emil Frey Racing	CHE	Norbert Siedler	AUT		Mikaël Grenier	CAN		Lamborghini Huracan GT3	PRO	8	246.0	3	246.0	9	245.4	4	245.4	8	245.4	12	245.6
16	16	Teo Martín Motorsport	ESP	Marcelo Hahn	BRA		Allam Khodair	BRA		McLaren 720 s	PROAM	5	246.0	4	246.0	8	246.0	9	246.0	11	245.4	10	245.9
17	66	Vincenzo Sospiri Racing	ITA	Kang Ling	CAN		Frederik Schandorff	DNK		Lamborghini Huracan GT3	PROAM	6	246.0	4	246.0	11	246.0	12	245.4	3	245.4	10	245.7
18	99	Sports and You	PRT	António Coimbra	PRT		Luis Silva	PRT		Mercedes AMG GT3	AM	4	245.4	9	244.8	8	244.3	11	243.7	10	243.2	3	244.3
19	10	SPS Automotive Performance	DEU	Miguel Ramos	PRT		Fabrizio Crestani	ITA		Mercedes AMG GT3	PRO	9	244.8	3	244.3	4	244.3	8	244.3	10	243.7	2	244.3
20	19	Raton Racing by Target	ITA	Jiatong Liang	CAN		Raffaele Giammaria	ITA		Lamborghini Huracan GT3	PROAM	7	244.8	10	244.8	12	244.3	3	244.3	4	244.3	9	244.5
21	90	Raton Racing by Target	ITA	Alberto Di Folco	ITA		Christoph Lenz	CHE		Lamborghini Huracan GT3	PROAM	8	244.8	4	243.7	3	243.7	8	243.7	9	243.7	10	244.0
22	12	Ombra Racing	ITA	Federico Leo	ITA		Najiy Razak	MYS		Lamborghini Huracan GT3	PRO	10	244.3	3	243.7	4	243.7	10	243.7	11	242.6	6	243.6
23	75	Rowe Racing / SunEnergy1	DEU	Kenny Habul	AUS		Thomas Jäger	DEU		Mercedes AMG GT3	PROAM	9	242.1	7	241.0	6	240.5	9	240.0	4	238.9	3	240.5





Paul Ricard
International GT Open
Qualifying - 2 Driver - 2
Fastest Laps Sequence



Lap	Time of Day	Session Time	Nº	Entrant/Team	Nat	Driver 1	Nat	Status	Driver 2	Nat	Status	Vehicle	Cat	Time	Km/h
2	10:34:16.306	4:16.306	17	Teo Martín Motorsport	ESP	<u>Fran Rueda</u>	ESP		Andrés Saravia	GTM		McLaren 720 s	PRO	2:02.603	170.9
2	10:34:29.390	4:29.390	19	Raton Racing by Target	ITA	Jiatong Liang	CHN		<u>Raffaele Giammaria</u>	ITA		Lamborghini Huracan GT3	PROAM	2:02.552	171.0
2	10:34:30.268	4:30.268	59	Teo Martín Motorsport	ESP	Martin Kodrić	HRV		<u>Henrique Chaves</u>	PRT		McLaren 720 s	PRO	2:01.609	172.3
2	10:36:00.099	6:00.099	6	Antonelli MotorSport	ITA	Daniel Zampieri	ITA		<u>Alessio Rovera</u>	ITA		Mercedes AMG GT3	PRO	2:01.401	172.6
3	10:36:17.673	6:17.673	17	Teo Martín Motorsport	ESP	<u>Fran Rueda</u>	ESP		Andrés Saravia	GTM		McLaren 720 s	PRO	2:01.367	172.6
3	10:36:40.300	6:40.300	25	HTP Motorsport	DEU	Alexander Hrachowina	AUT		<u>Martin Konrad</u>	AUT		Mercedes AMG GT3	AM	2:01.307	172.7
3	10:37:35.205	7:35.205	20	SPS Automotive Performance	DEU	Valentin Pierburg	DEU		<u>Tom Onslow-Cole</u>	GBR		Mercedes AMG GT3	PROAM	2:01.264	172.8
3	10:37:39.629	7:39.629	10	SPS Automotive Performance	DEU	<u>Miguel Ramos</u>	PRT		Fabrizio Crestani	ITA		Mercedes AMG GT3	PRO	2:01.251	172.8
3	10:38:00.514	8:00.514	6	Antonelli MotorSport	ITA	Daniel Zampieri	ITA		<u>Alessio Rovera</u>	ITA		Mercedes AMG GT3	PRO	2:00.415	174.0
4	10:40:29.761	10:29.761	63	Emil Frey Racing	CHE	Albert Costa	ESP		<u>Giacomo Altoè</u>	ITA		Lamborghini Huracan GT3	PRO	2:00.333	174.1
7	10:50:05.253	20:05.253	17	Teo Martín Motorsport	ESP	<u>Fran Rueda</u>	ESP		Andrés Saravia	GTM		McLaren 720 s	PRO	2:00.092	174.5
8	10:50:30.666	20:30.666	20	SPS Automotive Performance	DEU	Valentin Pierburg	DEU		<u>Tom Onslow-Cole</u>	GBR		Mercedes AMG GT3	PROAM	1:59.741	175.0
9	10:55:19.769	25:19.769	59	Teo Martín Motorsport	ESP	Martin Kodrić	HRV		<u>Henrique Chaves</u>	PRT		McLaren 720 s	PRO	1:59.699	175.0
10	10:58:44.510	28:44.510	6	Antonelli MotorSport	ITA	Daniel Zampieri	ITA		<u>Alessio Rovera</u>	ITA		Mercedes AMG GT3	PRO	1:59.661	175.1
12	10:59:28.212	29:28.212	20	SPS Automotive Performance	DEU	Valentin Pierburg	DEU		<u>Tom Onslow-Cole</u>	GBR		Mercedes AMG GT3	PROAM	1:59.349	175.6



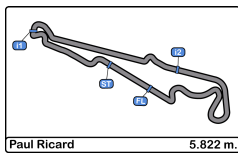


Paul Ricard
International GT Open
Qualifying - 2 Driver - 2
Event Best Maximum Speed



Nº	Entrant/Team	Nat	Driver 1	Nat	Status	Driver 2	Nat	Status	Vehicle	Cat	Km/h	Session
7	Petri Corse	ITA	Petru Razvan Umbrurescu	ROU		Jules Gounon	FRA		Bentley Continental GT3	PRO	252.9	Qualifying - 2 Driver - 2
17	Teo Martín Motorsport	ESP	Fran Rueda	ESP		Andrés Saravia	GTM		McLaren 720 s	PRO	250.0	Race - 1
21	Spirit of Race	ITA	Duncan Cameron	GBR		Matt Griffin	IRL		Ferrari 488 GT3	PROAM	248.8	Qualifying - 2 Driver - 2
96	Optimum Motorsport	GBR	Oliver Wilkinson	GBR		Bradley Ellis	GBR		Aston Martin GT3 AMR	PROAM	248.2	Race - 1
26	Lazarus Racing	ITA	Eliseo Martínez	ESP		Fabio Onidi	ITA		Lamborghini Huracan GT3	PRO	248.2	Qualifying - 2 Driver - 2
6	Antonelli MotorSport	ITA	Daniel Zampieri	ITA		Alessio Rovera	ITA		Mercedes AMG GT3	PRO	247.7	Qualifying - 2 Driver - 2
20	SPS Automotive Performance	DEU	Valentin Pierburg	DEU		Tom Onslow-Cole	GBR		Mercedes AMG GT3	PROAM	247.7	Qualifying - 2 Driver - 2
9	Antonelli MotorSport	ITA	Davide Roda	ITA					Mercedes AMG GT3	AM	247.7	Qualifying - 2 Driver - 2
59	Teo Martín Motorsport	ESP	Martin Kodrić	HRV		Henrique Chaves	PRT		McLaren 720 s	PRO	247.1	Qualifying - 2 Driver - 2
93	Spirit of Race / Tempesta	GBR	Christopher Froggatt	GBR		Edward Cheever III	ITA		Ferrari 488 GT3	PROAM	247.1	Qualifying - 2 Driver - 2
25	HTP Motorsport	DEU	Alexander Hrachowina	AUT		Martin Konrad	AUT		Mercedes AMG GT3	AM	247.1	Qualifying - 2 Driver - 2
27	Lazarus Racing	ITA	Nicola De Marco	ITA		Nicolas Pohler	DEU		Lamborghini Huracan GT3	PRO	247.1	Qualifying - 2 Driver - 2
8	Antonelli MotorSport	ITA	Giuseppe Cipriani	ITA					Mercedes AMG GT3	AM	246.5	Qualifying - 2 Driver - 2
63	Emil Frey Racing	CHE	Albert Costa	ESP		Giacomo Altoè	ITA		Lamborghini Huracan GT3	PRO	246.5	Qualifying - 2 Driver - 2
14	Emil Frey Racing	CHE	Norbert Siedler	AUT		Mikaël Grenier	CAN		Lamborghini Huracan GT3	PRO	246.0	Qualifying - 2 Driver - 2
66	Vincenzo Sospiri Racing	ITA	Kang Ling	CHN		Frederik Schandorff	DNK		Lamborghini Huracan GT3	PROAM	246.0	Qualifying - 2 Driver - 2
16	Teo Martín Motorsport	ESP	Marcelo Hahn	BRA		Allam Khodair	BRA		McLaren 720 s	PROAM	246.0	Qualifying - 2 Driver - 2
99	Sports and You	PRT	António Coimbra	PRT		Luis Silva	PRT		Mercedes AMG GT3	AM	245.4	Qualifying - 2 Driver - 2
10	SPS Automotive Performance	DEU	Miguel Ramos	PRT		Fabrizio Crestani	ITA		Mercedes AMG GT3	PRO	244.8	Qualifying - 2 Driver - 2
90	Raton Racing by Target	ITA	Alberto Di Folco	ITA		Christoph Lenz	CHE		Lamborghini Huracan GT3	PROAM	244.8	Qualifying - 2 Driver - 2
19	Raton Racing by Target	ITA	Jiatong Liang	CHN		Raffaele Giammaria	ITA		Lamborghini Huracan GT3	PROAM	244.8	Qualifying - 2 Driver - 2
12	Ombra Racing	ITA	Federico Leo	ITA		Najiy Razak	MYS		Lamborghini Huracan GT3	PRO	244.3	Race - 1
75	Rowe Racing / SunEnergy1	DEU	Kenny Habul	AUS		Thomas Jäger	DEU		Mercedes AMG GT3	PROAM	242.1	Free Practice - 1





Paul Ricard
International GT Open
Qualifying - 2 Driver - 2
Pit Stop Analysis



6	Daniel Zampieri	PRO	Antonelli MotorSport
	Alessio Rovera		Mercedes AMG GT3

Nr.	In Day Time	In Time	Out Time	Pit Time	T. Pit Time	Handicap	Penalty
1	10:42:18.176	10:42:18.176	10:43:39.471	1:21.295	1:21.295		
2	10:47:41.428	10:47:41.428	10:52:34.316	4:52.888	6:14.183		

7	Petru Razvan Umbrurescu	PRO	Petri Corse
	Jules Gounon		Bentley Continental GT3

Nr.	In Day Time	In Time	Out Time	Pit Time	T. Pit Time	Handicap	Penalty
1	10:32:55.596	10:32:55.596	10:33:54.663	59.067	59.067		
2	10:40:20.069	10:40:20.069	10:41:32.829	1:12.760	2:11.827		

8	Giuseppe Cipriani	AM	Antonelli MotorSport
			Mercedes AMG GT3

Nr.	In Day Time	In Time	Out Time	Pit Time	T. Pit Time	Handicap	Penalty
1	10:43:23.138	10:43:23.138	10:47:14.550	3:51.412	3:51.412		

9	Davide Roda	AM	Antonelli MotorSport
			Mercedes AMG GT3

Nr.	In Day Time	In Time	Out Time	Pit Time	T. Pit Time	Handicap	Penalty
1	10:46:21.793	10:46:21.793	10:48:44.319	2:22.526	2:22.526		

10	Miguel Ramos	PRO	SPS Automotive Performance
	Fabrizio Crestani		Mercedes AMG GT3

Nr.	In Day Time	In Time	Out Time	Pit Time	T. Pit Time	Handicap	Penalty
1	10:43:53.949	10:43:53.949	10:48:58.250	5:04.301	5:04.301		

12	Federico Leo	PRO	Ombra Racing
	Najiy Razak		Lamborghini Huracan GT3 EVO

Nr.	In Day Time	In Time	Out Time	Pit Time	T. Pit Time	Handicap	Penalty
1	10:46:14.596	10:46:14.596	10:49:28.323	3:13.727	3:13.727		

14	Norbert Siedler	PRO	Emil Frey Racing
	Mikaël Grenier		Lamborghini Huracan GT3 EVO

Nr.	In Day Time	In Time	Out Time	Pit Time	T. Pit Time	Handicap	Penalty
1	10:42:33.061	10:42:33.061	10:49:18.700	6:45.639	6:45.639		

16	Marcelo Hahn	PROAM	Teo Martín Motorsport
	Allam Khodair		McLaren 720 s

Nr.	In Day Time	In Time	Out Time	Pit Time	T. Pit Time	Handicap	Penalty
1	10:43:01.988	10:43:01.988	10:46:05.231	3:03.243	3:03.243		

17	Fran Rueda	PRO	Teo Martín Motorsport
	Andrés Saravia		McLaren 720 s

Nr.	In Day Time	In Time	Out Time	Pit Time	T. Pit Time	Handicap	Penalty
1	10:40:23.453	10:40:23.453	10:45:56.107	5:32.654	5:32.654		

19	Jiatong Liang	PROAM	Raton Racing by Target
	Raffaele Giammaria		Lamborghini Huracan GT3 EVO

Nr.	In Day Time	In Time	Out Time	Pit Time	T. Pit Time	Handicap	Penalty
1	10:44:37.735	10:44:37.735	10:45:41.618	1:03.883	1:03.883		

20	Valentin Pierburg	PROAM	SPS Automotive Performance
	Tom Onslow-Cole		Mercedes AMG GT3

Nr.	In Day Time	In Time	Out Time	Pit Time	T. Pit Time	Handicap	Penalty
1	10:43:42.234	10:43:42.234	10:46:24.537	2:42.303	2:42.303		
2	10:52:38.348	10:52:38.348	10:53:20.668	42.320	3:24.623		

21	Duncan Cameron	PROAM	Spirit of Race
	Matt Griffin		Ferrari 488 GT3

Nr.	In Day Time	In Time	Out Time	Pit Time	T. Pit Time	Handicap	Penalty
1	10:41:17.748	10:41:17.748	10:43:15.905	1:58.157	1:58.157		

25	Alexander Hrachowina	AM	HTP Motorsport
	Martin Konrad		Mercedes AMG GT3

Nr.	In Day Time	In Time	Out Time	Pit Time	T. Pit Time	Handicap	Penalty
1	10:44:46.647	10:44:46.647	10:50:27.908	5:41.261	5:41.261		

26	Eliseo Martínez	PRO	Lazarus Racing
	Fabio Onidi		Lamborghini Huracan GT3

Nr.	In Day Time	In Time	Out Time	Pit Time	T. Pit Time	Handicap	Penalty
1	10:34:36.291	10:34:36.291	10:37:36.715	3:00.424	3:00.424		
2	10:47:55.292	10:47:55.292	10:50:08.953	2:13.661	5:14.085		

27	Nicola De Marco	PRO	Lazarus Racing
	Nicolas Pohler		Lamborghini Huracan GT3

Nr.	In Day Time	In Time	Out Time	Pit Time	T. Pit Time	Handicap	Penalty
1	10:34:33.942	10:34:33.942	10:36:19.000	1:45.058	1:45.058		
2	10:46:35.136	10:46:35.136	10:48:42.865	2:07.729	3:52.787		

59	Martin Kodrić	PRO	Teo Martín Motorsport
	Henrique Chaves		McLaren 720 s

Nr.	In Day Time	In Time	Out Time	Pit Time	T. Pit Time	Handicap	Penalty
1	10:36:31.443	10:36:31.443	10:37:42.970	1:11.527	1:11.527		
2	10:45:57.379	10:45:57.379	10:51:03.435	5:06.056	6:17.583		

63	Albert Costa	PRO	Emil Frey Racing
	Giacomo Altoè		Lamborghini Huracan GT3 EVO

Nr.	In Day Time	In Time	Out Time	Pit Time	T. Pit Time	Handicap	Penalty
1	10:42:29.330	10:42:29.330	10:48:49.207	6:19.877	6:19.877		

66	Kang Ling	PROAM	Vincenzo Sospiri Racing
	Frederik Schandorff		Lamborghini Huracan GT3

Nr.	In Day Time	In Time	Out Time	Pit Time	T. Pit Time	Handicap	Penalty
1	10:44:57.357	10:44:57.357	10:48:27.729	3:30.372	3:30.372		

75	Kenny Habul	PROAM	Rowe Racing / SunEnergy1 Racing
	Thomas Jäger		Mercedes AMG GT3

Nr.	In Day Time	In Time	Out Time	Pit Time	T. Pit Time	Handicap	Penalty
1	10:39:02.399	10:39:02.399	10:44:43.757	5:41.358	5:41.358		
2	10:57:25.525	10:57:25.525	10:59:17.593	1:52.068	7:33.426		

90	Alberto Di Folco	PROAM	Raton Racing by Target
	Christoph Lenz		Lamborghini Huracan GT3 EVO

Nr.	In Day Time	In Time	Out Time	Pit Time	T. Pit Time	Handicap	Penalty
1	10:43:03.644	10:43:03.644	10:44:13.485	1:09.841	1:09.841		

93	Christopher Froggatt	PROAM	Spirit of Race / Tempesta Racing
	Edward Cheever III		Ferrari 488 GT3

Nr.	In Day Time	In Time	Out Time	Pit Time	T. Pit Time	Handicap	Penalty
1	10:43:40.642	10:43:40.642	10:46:33.311	2:52.669	2:52.669		





Paul Ricard
International GT Open
Qualifying - 2 Driver - 2
Pit Stop Analysis



96

Oliver Wilkinson PROAM Optimum Motorsport

Bradley Ellis Aston Martin GT3 AMR MY2019

Nr.	In Day Time	In Time	Out Time	Pit Time	T. Pit Time	Handicap	Penalty
1	10:34:31.607	10:34:31.607	10:35:51.424	1:19.817	1:19.817		
2	10:47:59.751	10:47:59.751	10:49:06.313	1:06.562	2:26.379		

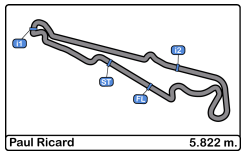
99

António Coimbra AM Sports and You

Luis Silva Mercedes AMG GT3

Nr.	In Day Time	In Time	Out Time	Pit Time	T. Pit Time	Handicap	Penalty
1	10:41:52.976	10:41:52.976	10:44:37.481	2:44.505	2:44.505		

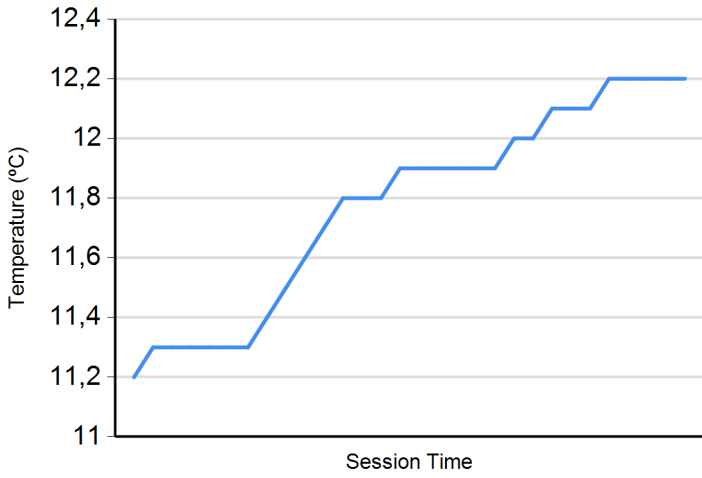




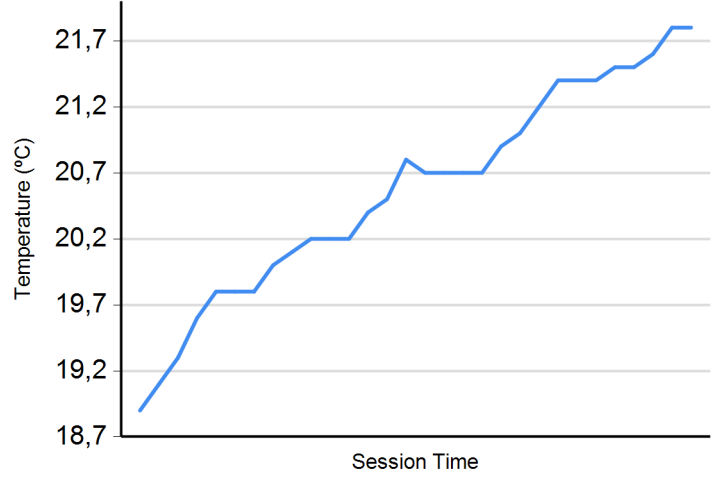
Paul Ricard
International GT Open
Qualifying - 2 Driver - 2
Weather Report



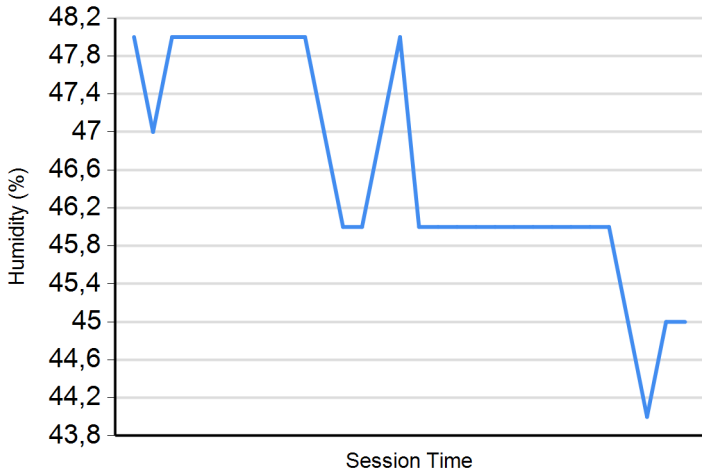
Air Temperature



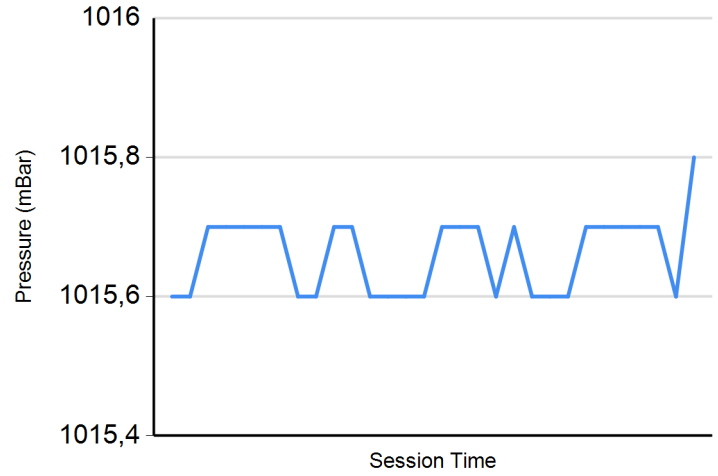
Track Temperature



Humidity



Pressure



Wind Speed

