


Paul Ricard
International GT Open
Free Practice - 2
Provisional Results



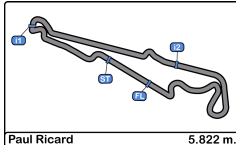
Cls	Nº	Entrant/Team	Nat	Driver 1	Nat	Driver 2	Nat	Vehicle	Cat	Cls	Laps	Best	Time	Gap	Interval	Km/h
1	20	SPS Automotive Performance	DEU	Valentin Pierburg	DEU	Tom Onslow-Cole	GBR	Mercedes AMG GT3	PROAM	1	15	9	1:59.670			175.1
2	16	Teo Martín Motorsport	ESP	Marcelo Hahn	BRA	Allam Khodair	BRA	McLaren 720 s	PROAM	2	17	11	2:00.842	1.172	1.172	173.4
3	10	SPS Automotive Performance	DEU	Miguel Ramos	PRT	Fabrizio Crestani	ITA	Mercedes AMG GT3	PRO	1	16	7	2:01.066	1.396	0.224	173.1
4	6	Antonelli MotorSport	ITA	Daniel Zampieri	ITA	Alessio Rovera	ITA	Mercedes AMG GT3	PRO	2	20	13	2:01.115	1.445	0.049	173.0
5	17	Teo Martín Motorsport	ESP	Fran Rueda	ESP	Andrés Saravia	GTM	McLaren 720 s	PRO	3	22	16	2:01.233	1.563	0.118	172.8
6	93	Emil Frey Racing	CHE	Albert Costa	ESP	Giacomo Altoè	ITA	Lamborghini Huracan GT3 EVO	PRO	4	21	17	2:01.481	1.811	0.248	172.5
7	60	Raton Racing by Target	ITA	Alberto Di Folco	ITA	Christoph Lenz	CHE	Lamborghini Huracan GT3 EVO	PROAM	3	19	19	2:01.668	1.998	0.187	172.2
8	93	Spirit of Race / Tempesta	GBR	Christopher Froggatt	GBR	Edward Cheever III	ITA	Ferrari 488 GT3	PROAM	4	16	9	2:01.930	2.260	0.262	171.8
9	14	Emil Frey Racing	CHE	Norbert Siedler	AUT	Mikaël Grenier	CAN	Lamborghini Huracan GT3 EVO	PRO	5	20	4	2:02.006	2.336	0.076	171.7
10	26	Lazarus Racing	ITA	Eliseo Martínez	ESP	Fabio Onidi	ITA	Lamborghini Huracan GT3	PRO	6	21	18	2:02.079	2.409	0.073	171.6
11	75	Rowe Racing / SunEnergy1	DEU	Kenny Habul	AUS	Thomas Jäger	DEU	Mercedes AMG GT3	PROAM	5	20	3	2:02.127	2.457	0.048	171.6
12	7	Petri Corse	ITA	Petru Razvan Umbrurescu	ROU	Jules Gounon	FRA	Bentley Continental GT3	PRO	7	17	5	2:02.136	2.466	0.009	171.6
13	96	Optimum Motorsport	GBR	Oliver Wilkinson	GBR	Bradley Ellis	GBR	Aston Martin GT3 AMR MY2019	PROAM	6	17	8	2:02.136	2.466	0.000	171.6
14	19	Raton Racing by Target	ITA	Jiatong Liang	CHN	Raffaele Giammaria	ITA	Lamborghini Huracan GT3 EVO	PROAM	7	18	13	2:02.144	2.474	0.008	171.5
15	21	Spirit of Race	ITA	Duncan Cameron	GBR	Matt Griffin	IRL	Ferrari 488 GT3	PROAM	8	13	13	2:02.220	2.550	0.076	171.4
16	8	Antonelli MotorSport	ITA	Giuseppe Cipriani	ITA			Mercedes AMG GT3	AM	1	13	12	2:02.260	2.590	0.040	171.4
17	66	Vincenzo Sospiri Racing	ITA	Kang Ling	CHN	Frederik Schandorff	DNK	Lamborghini Huracan GT3	PROAM	9	20	18	2:02.359	2.689	0.099	171.2
18	27	Lazarus Racing	ITA	Nicola De Marco	ITA	Nicolas Pohler	DEU	Lamborghini Huracan GT3	PRO	8	18	18	2:02.653	2.983	0.294	170.8
19	25	HTP Motorsport	DEU	Alexander Hrachowina	AUT	Martin Konrad	AUT	Mercedes AMG GT3	AM	2	18	3	2:03.030	3.360	0.377	170.3
20	9	Antonelli MotorSport	ITA	Davide Roda	ITA			Mercedes AMG GT3	AM	3	9	9	2:03.078	3.408	0.048	170.2
21	99	Sports and You	PRT	António Coimbra	PRT	Luis Silva	PRT	Mercedes AMG GT3	AM	4	20	13	2:03.353	3.683	0.275	169.9
22	12	Ombra Racing	ITA	Federico Leo	ITA	Najiy Razak	MYS	Lamborghini Huracan GT3 EVO	PRO	9	4	3	2:04.509	4.839	1.156	168.3

Published at:.....

Track Temp: 34.8 °C Air Temp: 16.6 °C Humidity: 44 % Track Status: DRY

Stewards:	Race Director:	Timekeeper: 
------------------	-----------------------	--





Paul Ricard
International GT Open
Free Practice - 2
Provisional Results by Class



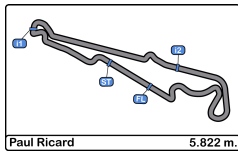
Cls	Nº	Entrant/Team	Nat	Driver 1	Nat	Status	Driver 2	Nat	Status	Vehicle	Cat	Cls	Laps	Best	Time	Gap	Interval	Km/h	
PRO																			
1	10	SPS Automotive Performance	DEU	Miguel Ramos	PRT		Fabrizio Crestani	ITA		Mercedes AMG GT3	PRO	1	16	7	2:01.066			173.1	
2	6	Antonelli MotorSport	ITA	Daniel Zampieri	ITA		Alessio Rovera	ITA		Mercedes AMG GT3	PRO	2	20	13	2:01.115	0.049	0.049	173.0	
3	17	Teo Martín Motorsport	ESP	Fran Rueda	ESP		Andrés Saravia	GTM		McLaren 720 s	PRO	3	22	16	2:01.233	0.167	0.118	172.8	
4	63	Emil Frey Racing	CHE	Albert Costa	ESP		Giacomo Altoè	ESP		Lamborghini Huracan GT3 EVO	PRO	4	21	17	2:01.481	0.415	0.248	172.5	
5	14	Emil Frey Racing	CHE	Norbert Siedler	AUT		Mikaël Grenier	CAN		Lamborghini Huracan GT3 EVO	PRO	5	20	4	2:02.006	0.940	0.525	171.7	
6	26	Lazarus Racing	ITA	Eliseo Martínez	ESP		Fabio Onidi	ITA		Lamborghini Huracan GT3	PRO	6	21	18	2:02.079	1.013	0.073	171.6	
7	7	Petri Corse	ITA	Petru Razvan Umbrurescu	ROU		Jules Gounon	FRA		Bentley Continental GT3	PRO	7	17	5	2:02.136	1.070	0.057	171.6	
8	27	Lazarus Racing	ITA	Nicola De Marco	ITA		Nicolas Pohler	DEU		Lamborghini Huracan GT3	PRO	8	18	18	2:02.653	1.587	0.517	170.8	
9	12	Ombra Racing	ITA	Federico Leo	ITA		Najiy Razak	MYS		Lamborghini Huracan GT3 EVO	PRO	9	4	3	2:04.509	3.443	1.856	168.3	
PROAM																			
1	20	SPS Automotive Performance	DEU	Valentin Pierburg	DEU		Tom Onslow-Cole	GBR		Mercedes AMG GT3	PROAM	1	15	9	1:59.670			175.1	
2	16	Teo Martín Motorsport	ESP	Marcelo Hahn	BRA		Allam Khodair	BRA		McLaren 720 s	PROAM	2	17	11	2:00.842	1.172	1.172	173.4	
3	90	Raton Racing by Target	ITA	Alberto Di Folco	ITA		Christoph Lenz	CHE		Lamborghini Huracan GT3 EVO	PROAM	3	19	19	2:01.668	1.998	0.826	172.2	
4	93	Spirit of Race / Tempesta	GBR	Christopher Froggatt	GBR		Edward Cheever III	ITA		Ferrari 488 GT3	PROAM	4	16	9	2:01.930	2.260	0.262	171.8	
5	75	Rowe Racing / SunEnergy1	DEU	Kenny Habul	AUS		Thomas Jäger	DEU		Mercedes AMG GT3	PROAM	5	20	3	2:02.127	2.457	0.197	171.6	
6	96	Optimum Motorsport	GBR	Oliver Wilkinson	GBR		Bradley Ellis	GBR		Aston Martin GT3 AMR MY2019	PROAM	6	17	8	2:02.136	2.466	0.009	171.6	
7	19	Raton Racing by Target	ITA	Jiatong Liang	CHN		Raffaele Giammaria	ITA		Lamborghini Huracan GT3 EVO	PROAM	7	18	13	2:02.144	2.474	0.008	171.5	
8	21	Spirit of Race	ITA	Duncan Cameron	GBR		Matt Griffin	IRL		Ferrari 488 GT3	PROAM	8	13	13	2:02.220	2.550	0.076	171.4	
9	66	Vincenzo Sospiri Racing	ITA	Kang Ling	CHN		Frederik Schandorff	DNK		Lamborghini Huracan GT3	PROAM	9	20	18	2:02.359	2.689	0.139	171.2	
AM																			
1	8	Antonelli MotorSport	ITA	Giuseppe Cipriani	ITA					Mercedes AMG GT3	AM	1	13	12	2:02.260			171.4	
2	25	HTP Motorsport	DEU	Alexander Hrachowina	AUT		Martin Konrad	AUT		Mercedes AMG GT3	AM	2	18	3	2:03.030	0.770	0.770	170.3	
3	9	Antonelli MotorSport	ITA	Davide Roda	ITA					Mercedes AMG GT3	AM	3	9	9	2:03.078	0.818	0.048	170.2	
4	99	Sports and You	PRT	António Coimbra	PRT		Luis Silva	PRT		Mercedes AMG GT3	AM	4	20	13	2:03.353	1.093	0.275	169.9	

Published at:.....

Track Temp: 34.8 °C Air Temp: 16.6 °C Humidity: 44 % Track Status: DRY

Stewards:	Race Director:	Timekeeper:
------------------	-----------------------	--------------------





Paul Ricard
International GT Open
Free Practice - 2
Lap Analysis



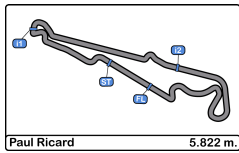
6							8								
1 Daniel Zampieri Mercedes AMG GT3							1 Giuseppe Cipriani Mercedes AMG GT3								
PRO							AM								
2 Alessio Rovera Antonelli MotorSport							2 Antonelli MotorSport								
Lap	D	Time	Sector 1	Sector 2	Sector 3	T. Spd	Elapsed	Lap	D	Time	Sector 1	Sector 2	Sector 3	T. Spd	Elapsed
1		14:33:18.189	14:31:42.224	38.305	57.660		14:33:18.189	1		14:34:31.411	14:32:59.680	38.252	53.479		14:34:31.411
2		2:02.771	34.094	36.916	51.761	240.0	14:35:20.960	2		2:04.928	34.961	37.701	52.266	239.4	14:36:36.339
3		2:03.161	33.950	37.456	51.755	242.1	14:37:24.121	3		2:03.816	34.299	37.183	52.334	240.5	14:38:40.155
4		2:03.295	34.070	37.140	52.085	241.6	14:39:27.416	4		17:22.770 P	39.640	48.025	15:55.105	237.8	14:56:02.925
5		14:15.361 P	39.232	38.942	12:57.187	242.1	14:53:42.777	5		2:22.789	51.768	37.586	53.435		14:58:25.714
6		2:22.801	53.044	37.855	51.902		14:56:05.578	6		2:03.489	34.398	36.995	52.096	240.0	15:00:29.203
7		2:02.394	33.894	36.960	51.540	242.1	14:58:07.972	7		2:03.203	34.275	37.180	51.748	241.6	15:02:32.406
8		2:01.981	33.709	36.700	51.572	240.5	15:00:09.953	8		2:03.079	33.922	37.085	52.072	243.7	15:04:35.485
9		2:01.663	33.654	36.756	51.253	240.5	15:02:11.616	9		2:09.279	33.980	38.643	56.656	243.2	15:06:44.764
10		2:01.380	33.570	36.751	51.059	241.6	15:04:12.996	10		2:07.146	34.051	37.923	55.172	242.6	15:08:51.910
11		2:01.122	33.473	36.713	50.936	241.6	15:06:14.118	11		2:02.574	33.933	36.726	51.915	243.7	15:10:54.484
12		2:14.043	42.972	38.671	52.400	241.0	15:08:28.161	12		2:02.260	33.774	36.854	51.632	243.2	15:12:56.744
13		2:01.115	33.283	36.674	51.158	242.6	15:10:29.276	13		8:39.720 P	34.127	35.533	7:30.060	242.1	15:21:36.464
14		5:19.686 P	33.263	36.654	4:09.769	242.6	15:15:48.962	14			50.431	44.970			
15		2:19.211	50.701	37.005	51.505		15:18:08.173								
16		2:03.624	33.805	36.961	52.858	241.0	15:20:11.797								
17		2:06.804	33.508	36.690	56.606	241.0	15:22:18.601								
18		2:02.979	33.775	37.415	51.789	240.0	15:24:21.580								
19		3:48.482 P	33.713	37.273	2:37.496	243.2	15:28:10.062								
20		2:18.483	50.053	36.920	51.510		15:30:28.545								
21			36.107	43.380		242.1									

7							
1 Petru Razvan Umbrarescu Bentley Continental GT3							
PRO							
2 Jules Gounon Petri Corse							
Lap	D	Time	Sector 1	Sector 2	Sector 3	T. Spd	Elapsed
1		14:53:14.876 P	14:33:50.939	41.960	18:41.977		14:53:14.876
2		2:23.376	52.317	37.745	53.314		14:55:38.252
3		2:03.310	33.923	37.102	52.285	245.4	14:57:41.562
4		2:03.124	33.838	36.904	52.382	244.3	14:59:44.686
5		2:02.136	33.614	36.603	51.919	245.4	15:01:46.822
6		4:34.688 P	33.709	36.558	3:24.421	244.3	15:06:21.510
7		2:28.777	56.760	37.537	54.480		15:08:50.287
8		2:06.273	34.682	37.414	54.177	245.4	15:10:56.560
9		2:08.032	34.702	38.263	55.067	246.5	15:13:04.592
10		2:05.579	34.520	37.224	53.835	247.1	15:15:10.171
11		2:04.385	34.311	37.030	53.044	245.4	15:17:14.556
12		2:04.360	34.759	36.855	52.746	244.3	15:19:18.916
13		2:04.146	34.365	36.917	52.864	243.2	15:21:23.062
14		2:03.670	34.102	36.941	52.627	246.0	15:23:26.732
15		2:03.561	34.214	36.879	52.468	245.4	15:25:30.293
16		2:03.676	34.487	36.782	52.407	246.0	15:27:33.969
17		2:03.567	34.065	36.877	52.625	244.8	15:29:37.536
18			34.059	37.271		246.5	

9							
1 Davide Roda Mercedes AMG GT3							
AM							
2 Antonelli MotorSport							
Lap	D	Time	Sector 1	Sector 2	Sector 3	T. Spd	Elapsed
1		14:35:04.080	14:33:31.419	39.658	53.003		14:35:04.080
2		2:04.813	34.665	37.170	52.978	240.5	14:37:08.893
3		2:04.267	34.486	37.244	52.537	238.9	14:39:13.160
4		15:04.908 P	34.613	36.948	13:53.347	238.4	14:54:18.068
5		2:24.074	51.745	38.253	54.076		14:56:42.142
6		2:04.408	34.628	37.218	52.562	238.4	14:58:46.550
7		2:04.286	34.561	37.139	52.586	238.9	15:00:50.836
8		2:03.532	34.339	37.032	52.161	238.9	15:02:54.368
9		2:03.078	34.250	36.891	51.937	242.1	15:04:57.446
10			35.061	42.136		240.5	

10							
1 Miguel Ramos Mercedes AMG GT3							
PRO							
2 Fabrizio Crestani SPS Automotive Performance							
Lap	D	Time	Sector 1	Sector 2	Sector 3	T. Spd	Elapsed
1		14:54:08.849 P	14:41:13.340	57.043	11:58.466		14:54:08.849
2		2:20.708	51.323	37.790	51.595		14:56:29.557
3		2:01.514	33.677	36.738	51.099	239.4	14:58:31.071
4		2:01.069	33.584	36.424	51.061	241.0	15:00:32.140
5		2:05.125	33.471	36.415	55.239	242.6	15:02:37.265
6		2:01.068	33.509	36.483	51.076	241.0	15:04:38.333
7		2:01.066	33.457	36.400	51.209	240.0	15:06:39.399
8		4:27.689 P	35.199	38.838	3:13.652	242.6	15:11:07.088
9		2:23.409	52.605	37.648	53.156		15:13:30.497
10		2:03.192	34.052	37.171	51.969	240.5	15:15:33.689
11		2:01.864	33.580	36.624	51.660	240.5	15:17:35.553
12		2:01.451	33.477	36.555	51.419	238.9	15:19:37.004
13		2:01.500	33.556	36.556	51.388	237.8	15:21:38.504
14		3:52.015 P	33.970	36.872	2:41.173	241.6	15:25:30.519
15		2:23.273	51.250	37.046	54.977		15:27:53.792
16		2:01.074	33.326	36.656	51.092	240.5	15:29:54.866
17			34.723	42.415		242.1	





Paul Ricard
International GT Open
Free Practice - 2
Lap Analysis



12	1 Federico Leo	Lamborghini Huracan GT3 EVO				
PRO	2 Najiy Razak	Ombra Racing				
Lap D	Time	Sector 1	Sector 2	Sector 3	T. Spd	Elapsed
1	14:33:12.817	14:31:41.179	38.041	53.597		14:33:12.817
2	2:06.028	34.800	38.368	52.860	238.9	14:35:18.845
3	2:04.509	34.620	37.071	52.818	241.0	14:37:23.354
4	2:05.516	34.467	38.584	52.465	240.0	14:39:28.870
5		34.219			242.6	

17	1 Fran Rueda	McLaren 720 s				
PRO	2 Andrés Saravia	Teo Martín Motorsport				
Lap D	Time	Sector 1	Sector 2	Sector 3	T. Spd	Elapsed
1	14:34:27.866	14:32:56.511	37.106	54.249		14:34:27.866
2	2:02.958	34.067	36.783	52.108	241.0	14:36:30.824
3	2:02.435	33.776	36.796	51.863	228.3	14:38:33.259
4	2:02.168	33.891	36.706	51.571	233.7	14:40:35.427
5	2:53.293 P	38.720	56.907	1:17.666	240.5	14:43:28.720

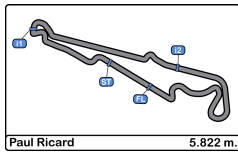
14	1 Norbert Siedler	Lamborghini Huracan GT3 EVO				
PRO	2 Mikaël Grenier	Emil Frey Racing				
Lap D	Time	Sector 1	Sector 2	Sector 3	T. Spd	Elapsed
1	14:34:21.255	14:32:48.360	38.644	54.251		14:34:21.255
2	2:03.124	34.075	36.777	52.272	241.0	14:36:24.379
3	2:02.235	33.649	36.787	51.799	241.6	14:38:26.614
4	2:02.006	33.601	36.665	51.740	241.0	14:40:28.620
5	14:47.602 P	35.340	42.827	13:29.435	243.2	14:55:16.222
6	2:21.153	51.129	37.449	52.575		14:57:37.375
7	2:03.027	34.102	36.898	52.027	240.0	14:59:40.402
8	2:02.852	34.021	36.795	52.036	241.0	15:01:43.254
9	2:02.879	34.082	36.778	52.019	240.5	15:03:46.133
10	2:07.364	34.046	36.750	56.568	241.0	15:05:53.497
11	2:02.418	33.899	36.819	51.700	240.5	15:07:55.915
12	2:02.594	33.821	36.844	51.929	241.6	15:09:58.509
13	2:03.498	33.838	36.925	52.735	242.1	15:12:02.007
14	2:02.210	33.649	36.731	51.830	241.0	15:14:04.217
15	2:02.541	33.644	36.865	52.032	241.6	15:16:06.758
16	3:00.611 P	34.344	37.114	1:49.153	241.0	15:19:07.369
17	2:18.781	50.015	36.864	51.902		15:21:26.150
18	2:02.517	33.745	37.035	51.737	241.6	15:23:28.667
19	2:58.482 P	33.541	36.884	1:48.057	241.6	15:26:27.149
20	2:20.442	50.685	37.173	52.584		15:28:47.591
21		33.684	36.787		241.0	

6	11:50.236	10:16.599	37.158	56.479		14:55:18.956
7	2:02.671	33.824	36.825	52.022	243.7	14:57:21.627
8	2:10.387 P	33.856	36.568	59.963	240.5	14:59:32.014
9	3:40.252	2:11.128	36.988	52.136		15:03:12.266
10	2:02.589	34.182	36.530	51.877	242.1	15:05:14.855
11	2:04.174	34.646	37.381	52.147	242.6	15:07:19.029
12	2:01.836	33.745	36.501	51.590	242.1	15:09:20.865
13	2:01.760	33.542	36.556	51.662	242.1	15:11:22.625
14	2:01.645	33.616	36.553	51.476	243.2	15:13:24.270
15	2:01.448	33.615	36.540	51.293	243.2	15:15:25.718
16	2:01.233	33.427	36.506	51.300	242.6	15:17:26.951
17	2:10.204 P	33.426	36.618	1:00.160	242.1	15:19:37.155
18	3:11.725	1:40.606	37.585	53.534		15:22:48.880
19	2:04.601	33.527	36.714	54.360	244.3	15:24:53.481
20	2:03.319	34.034	36.820	52.465	236.8	15:26:56.800
21	2:01.240	33.495	36.416	51.329	243.7	15:28:58.040
22	2:13.706 P	35.202	37.590	1:00.914	238.9	15:31:11.746

16	1 Marcelo Hahn	McLaren 720 s				
PROAM	2 Allam Khodair	Teo Martín Motorsport				
Lap D	Time	Sector 1	Sector 2	Sector 3	T. Spd	Elapsed
1	14:39:19.438 P	14:37:31.799	42.200	1:05.439		14:39:19.438
2	18:00.542 P	16:20.521	38.747	1:01.274		14:57:19.980
3	2:27.995	53.582	37.557	56.856		14:59:47.975
4	2:02.957	33.840	36.758	52.359	242.1	15:01:50.932
5	2:01.798	33.729	36.645	51.424	242.6	15:03:52.730
6	2:01.813	33.575	36.872	51.366	242.6	15:05:54.543
7	2:11.536 P	33.717	37.099	1:00.720	243.2	15:08:06.079
8	3:38.351	2:10.129	36.674	51.548		15:11:44.430
9	2:01.077	33.403	36.504	51.170	243.2	15:13:45.507
10	2:03.429	34.271	37.771	51.387	243.2	15:15:48.936
11	2:00.842	33.193	36.598	51.051	243.2	15:17:49.778
12	2:08.679 P	33.562	36.407	58.710	242.6	15:19:58.457
13	3:52.587	2:21.683	37.596	53.308		15:23:51.044
14	2:05.998	34.426	38.575	52.997	242.6	15:25:57.042
15	2:03.840	34.254	37.091	52.495	242.1	15:28:00.882
16	2:03.816	34.302	36.969	52.545	242.6	15:30:04.698
17	2:14.999 P	34.329	37.017	1:03.653	242.6	15:32:19.697

19	1 Jiatong Liang	Lamborghini Huracan GT3 EVO				
PROAM	2 Raffaele Giammaria	Raton Racing by Target				
Lap D	Time	Sector 1	Sector 2	Sector 3	T. Spd	Elapsed
1	14:33:58.594	14:32:23.330	38.725	56.539		14:33:58.594
2	2:02.883	34.027	36.787	52.069	240.0	14:36:01.477
3	2:02.448	33.849	36.651	51.948	240.5	14:38:03.925
4	2:02.168	33.746	36.611	51.811	239.4	14:40:06.093
5	14:35.936 P	33.738	46.023	13:16.175	240.0	14:54:42.029
6	2:20.868	51.577	35.570	53.721		14:57:02.897
7	2:04.394	34.237	36.853	53.304	238.9	14:59:07.291
8	2:04.806	34.427	37.564	52.815	239.4	15:01:12.097
9	2:03.172	34.278	36.566	52.328	238.9	15:03:15.269
10	2:02.698	33.948	36.581	52.169	240.5	15:05:17.967
11	2:03.477	33.792	36.885	52.800	240.5	15:07:21.444
12	2:07.161	33.882	37.434	55.845	241.6	15:09:28.605
13	2:02.144	33.737	36.502	51.905	241.0	15:11:30.749
14	3:52.803 P	33.761	36.778	2:42.264	241.6	15:15:23.552
15	2:33.781 P	50.572	37.065	1:06.144		15:17:57.333
16	3:25.726 P	56.247	37.135	1:52.344		15:21:23.059
17	4:04.974 P	51.892	36.865	2:36.217		15:25:28.033
18	2:28.814 P	49.760	37.374	1:01.680		15:27:56.847
19		50.879	36.812			





Paul Ricard
International GT Open
Free Practice - 2
Lap Analysis



20

1 Valentin Pierburg Mercedes AMG GT3
 PROAM 2 Tom Onslow-Cole SPS Automotive Performance

Lap D	Time	Sector 1	Sector 2	Sector 3	T. Spd	Elapsed
1	14:40:27.877	14:38:55.064	39.320	53.493		14:40:27.877
2	14:04.777 P	34.943	43.156	12:46.678	240.5	14:54:32.654
3	2:26.138	53.161	39.043	53.934		14:56:58.792
4	2:02.512	33.483	36.519	52.510	240.5	14:59:01.304
5	2:00.112	33.454	36.225	50.433	240.5	15:01:01.416
6	2:00.529	33.064	36.286	51.179	240.5	15:03:01.945
7	3:02.032 P	33.143	36.286	1:52.603	241.6	15:06:03.977
8	2:20.305	51.199	37.358	51.748		15:08:24.282
9	1:59.670	33.074	36.234	50.362	241.6	15:10:23.952
10	3:07.543 P	33.217	36.303	1:58.023	243.7	15:13:31.495
11	2:22.426	50.487	37.654	54.285		15:15:53.921
12	2:03.591	34.147	36.905	52.539	240.0	15:17:57.512
13	2:07.181	36.084	38.252	52.845	241.0	15:20:04.693
14	2:02.906	33.857	36.655	52.394	240.5	15:22:07.599
15	2:03.560	33.821	36.961	52.778	240.0	15:24:11.159
16		34.034	37.613		243.7	

21

1 Duncan Cameron Ferrari 488 GT3
 PROAM 2 Matt Griffin Spirit of Race

Lap D	Time	Sector 1	Sector 2	Sector 3	T. Spd	Elapsed
1	14:58:09.522	14:56:35.358	39.324	54.840		14:58:09.522
2	2:07.811	35.911	37.772	54.128	240.5	15:00:17.333
3	2:07.814	35.124	38.324	54.366	242.6	15:02:25.147
4	2:07.560	34.894	37.532	55.134	242.6	15:04:32.707
5	2:07.649	35.067	37.289	55.293	242.6	15:06:40.356
6	6:47.013 P	36.804	37.555	5:32.654	243.2	15:13:27.369
7	2:27.745	52.255	39.610	55.880		15:15:55.114
8	2:04.992	34.897	37.428	52.667	243.2	15:18:00.106
9	2:06.151	34.770	38.225	53.156	244.8	15:20:06.257
10	2:08.938	34.786	36.967	57.185	244.8	15:22:15.195
11	3:02.428 P	34.571	37.149	1:50.708	242.6	15:25:17.623
12	2:20.551	50.066	37.186	53.299		15:27:38.174
13	2:02.220	33.676	36.884	51.660	242.1	15:29:40.394
14		33.677	36.783		244.8	

25

1 Alexander Hrachowina Mercedes AMG GT3
 AM 2 Martin Konrad HTP Motorsport

Lap D	Time	Sector 1	Sector 2	Sector 3	T. Spd	Elapsed
1	14:32:52.512	14:31:17.402	39.605	55.505		14:32:52.512
2	2:08.401	37.652	37.799	52.950	225.0	14:35:00.913
3	2:03.030	34.021	36.959	52.050	241.0	14:37:03.943
4	2:20.360 P	34.080	39.846	1:06.434	241.0	14:39:24.303
5	18:21.303	16:50.057	38.595	52.651		14:57:45.606
6	2:03.402	33.907	37.032	52.463	240.0	14:59:49.008
7	2:20.464 P	33.966	36.964	1:09.534	241.6	15:02:09.472
8	8:11.683	6:38.365	39.297	54.021		15:10:21.155
9	2:06.308	34.577	37.400	54.331	240.5	15:12:27.463
10	2:04.147	34.423	36.945	52.779	242.1	15:14:31.610
11	2:04.580	34.615	37.290	52.675	240.0	15:16:36.190
12	2:04.810	34.498	37.429	52.883	240.0	15:18:41.000
13	2:04.722	34.679	37.116	52.927	241.6	15:20:45.722
14	2:04.466	34.477	37.174	52.815	242.6	15:22:50.188
15	2:04.392	34.330	36.933	53.129	243.2	15:24:54.580
16	2:05.016	34.258	37.154	53.604	241.6	15:26:59.596
17	2:04.301	34.270	37.088	52.943	242.6	15:29:03.897
18	2:14.677 P	34.483	37.217	1:02.977	242.6	15:31:18.574

26

1 Eliseo Martínez Lamborghini Huracan GT3
 PRO 2 Fabio Onidi Lazarus Racing

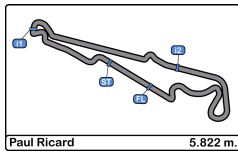
Lap D	Time	Sector 1	Sector 2	Sector 3	T. Spd	Elapsed
1	14:33:32.933	14:31:56.666	40.197	56.070		14:33:32.933
2	2:07.330	35.773	37.330	54.227	236.3	14:35:40.263
3	2:05.581	34.993	37.289	53.299	242.1	14:37:45.844
4	2:04.367	34.541	37.015	52.811	240.5	14:39:50.211
5	2:21.081 P	34.322	39.002	1:07.757	242.6	14:42:11.292
6	14:00.018	12:27.302	38.251	54.465		14:56:11.310
7	2:04.429	34.291	37.227	52.911	244.3	14:58:15.739
8	2:03.149	34.158	36.779	52.212	240.0	15:00:18.888
9	2:05.524	34.842	37.371	53.311	240.0	15:02:24.412
10	2:03.143	33.952	37.067	52.124	237.8	15:04:27.555
11	2:02.484	33.860	36.693	51.931	238.9	15:06:30.039
12	2:03.505	33.944	36.847	52.714	239.4	15:08:33.544
13	2:02.631	33.828	36.675	52.128	238.9	15:10:36.175
14	2:15.551 P	34.679	39.738	1:01.134	241.0	15:12:51.726
15	4:18.463	2:46.827	38.962	52.674		15:17:10.189
16	2:03.359	34.053	37.265	52.041	238.9	15:19:13.548
17	2:02.864	34.108	36.884	51.872	237.8	15:21:16.412
18	2:02.079	33.716	36.710	51.653	237.8	15:23:18.491
19	2:02.345	33.911	36.894	51.540	238.9	15:25:20.836
20	2:02.556	33.890	36.808	51.858	240.5	15:27:23.392
21	2:02.747	33.732	36.844	52.171	238.4	15:29:26.139
22		33.844	36.973		242.1	

27

1 Nicola De Marco Lamborghini Huracan GT3
 PRO 2 Nicolas Pohler Lazarus Racing

Lap D	Time	Sector 1	Sector 2	Sector 3	T. Spd	Elapsed
1	14:32:49.180	14:31:16.310	38.369	54.501		14:32:49.180
2	2:04.745	35.014	37.336	52.395	240.0	14:34:53.925
3	2:04.609	34.356	37.362	52.891	238.9	14:36:58.534
4	2:04.546	34.558	37.276	52.712	240.0	14:39:03.080
5	2:15.560 P	34.492	37.227	1:03.841	238.9	14:41:18.640
6	14:25.546	12:53.631	38.099	53.816		14:55:44.186
7	2:03.431	33.917	36.960	52.554	241.6	14:57:47.617
8	2:08.070	34.361	38.322	55.387	242.6	14:59:55.687
9	2:03.396	34.256	37.084	52.056	242.6	15:01:59.083
10	2:11.796 P	34.163	37.427	1:00.206	241.6	15:04:10.879
11	4:19.713	2:48.973	37.559	53.181		15:08:30.592
12	2:02.702	33.736	37.065	51.901	243.2	15:10:33.294
13	2:23.411 P	33.786	47.410	1:02.215	241.6	15:12:56.705
14	5:15.601	3:46.277	37.199	52.125		15:18:12.306
15	2:04.308	34.387	37.208	52.713	241.0	15:20:16.614
16	2:05.231	34.246	37.260	53.725	241.0	15:22:21.845
17	2:04.445	34.036	37.510	52.899	241.6	15:24:26.290
18	2:02.653	33.888	37.117	51.648	242.6	15:26:28.943
19		33.805	37.333		241.6	





Paul Ricard
International GT Open
Free Practice - 2
Lap Analysis



63

1 Albert Costa
 Lamborghini Huracan GT3 EVO
 PRO
 2 Giacomo Altoè
 Emil Frey Racing

75

1 Kenny Habul
 Mercedes AMG GT3
 PROAM
 2 Thomas Jäger
 Rowe Racing / SunEnergy1 Racing

Lap D	Time	Sector 1	Sector 2	Sector 3	T. Spd	Elapsed
1	14:33:09.968	14:31:40.309	37.340	52.319		14:33:09.968
2	2:02.180	34.050	36.640	51.490	240.5	14:35:12.148
3	2:02.077	33.728	36.661	51.688	242.6	14:37:14.225
4	2:01.794	33.526	36.688	51.580	241.6	14:39:16.019
5	14:09.920 P	36.330	38.834	12:54.756	239.4	14:53:25.939
6	2:20.693	51.004	37.363	52.326		14:55:46.632
7	2:02.801	33.871	36.806	52.124	242.6	14:57:49.433
8	2:03.086	33.906	36.954	52.226	241.6	14:59:52.519
9	2:02.921	33.831	36.667	52.423	242.1	15:01:55.440
10	2:07.582	34.155	36.781	56.646	243.2	15:04:03.022
11	2:02.442	33.797	36.656	51.989	241.6	15:06:05.464
12	2:01.912	33.865	36.544	51.503	241.6	15:08:07.376
13	2:02.132	33.588	36.738	51.806	242.1	15:10:09.508
14	2:01.723	33.532	36.569	51.622	242.1	15:12:11.231
15	2:02.173	33.552	36.839	51.782	241.6	15:14:13.404
16	2:01.860	33.611	36.703	51.546	241.0	15:16:15.264
17	2:01.481	33.471	36.526	51.484	241.6	15:18:16.745
18	2:01.740	33.658	36.649	51.433	242.1	15:20:18.485
19	2:57.592 P	33.588	36.585	1:47.419	242.6	15:23:16.077
20	2:18.594	50.218	36.902	51.474		15:25:34.671
21	2:57.784 P	33.753	36.739	1:47.292	241.6	15:28:32.455
22		50.488	36.731			

90

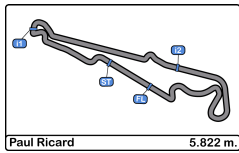
1 Alberto Di Folco
 Lamborghini Huracan GT3 EVO
 PROAM
 2 Christoph Lenz
 Raton Racing by Target

66

1 Kang Ling
 Lamborghini Huracan GT3
 PROAM
 2 Frederik Schandorff
 Vincenzo Sospiri Racing

Lap D	Time	Sector 1	Sector 2	Sector 3	T. Spd	Elapsed
1	14:34:04.842	14:32:33.909	38.242	52.691		14:34:04.842
2	2:03.110	33.959	37.243	51.908	240.0	14:36:07.952
3	2:02.321	33.747	36.553	52.021	241.0	14:38:10.273
4	2:10.148	33.754	38.216	58.178	240.0	14:40:20.421
5	14:28.417 P	33.973	37.468	13:16.976	240.0	14:54:48.838
6	2:27.071	54.128	38.077	54.866		14:57:15.909
7	2:10.855	35.232	37.976	57.647	238.9	14:59:26.764
8	2:06.498	35.010	37.365	54.123	240.0	15:01:33.262
9	2:06.030	34.916	37.285	53.829	239.4	15:03:39.292
10	2:07.147	34.762	38.827	53.558	239.4	15:05:46.439
11	2:05.365	34.804	37.411	53.150	239.4	15:07:51.804
12	2:05.169	34.464	37.386	53.319	240.0	15:09:56.973
13	2:06.679	34.308	37.347	55.024	239.4	15:12:03.652
14	3:49.155 P	35.204	37.852	2:36.099	241.0	15:15:52.807
15	2:29.243 P	50.483	37.400	1:01.360		15:18:22.050
16	2:19.513	51.371	36.532	51.610		15:20:41.563
17	2:02.590	34.011	36.826	51.753	241.6	15:22:44.153
18	2:02.644	34.083	36.725	51.836	241.0	15:24:46.797
19	2:01.668	33.796	36.429	51.443	242.1	15:26:48.465
20		33.869	36.851		241.0	





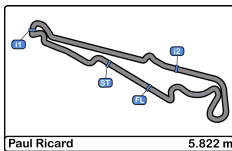
Paul Ricard
International GT Open
Free Practice - 2
Lap Analysis



93							99								
1 Christopher Froggatt			Ferrari 488 GT3				1 António Coimbra			Mercedes AMG GT3					
PROAM			2 Edward Cheever III				Spirit of Race / Tempesta Racing			AM					
2 Luis Silva			Sports and You												
Lap	D	Time	Sector 1	Sector 2	Sector 3	T. Spd	Elapsed	Lap	D	Time	Sector 1	Sector 2	Sector 3	T. Spd	Elapsed
1		14:39:27.082	14:37:57.138	37.178	52.766		14:39:27.082	1		14:33:45.011	14:32:10.617	38.935	55.459		14:33:45.011
2		4:06.043 P	33.809	36.935	2:55.299	242.1	14:43:33.125	2		2:06.350	35.527	37.265	53.558	238.9	14:35:51.361
3		11:41.082	10:11.334	37.342	52.406		14:55:14.207	3		2:05.575	35.047	37.131	53.397	239.4	14:37:56.936
4		2:06.571	34.020	36.898	55.653	243.2	14:57:20.778	4		2:04.682	34.648	37.118	52.916	238.9	14:40:01.618
5		2:02.519	33.685	36.720	52.114	243.2	14:59:23.297	5		13:51.051 P	39.874	44.979	12:26.198	240.0	14:53:52.669
6		2:08.712	33.665	37.856	57.191	243.7	15:01:32.009	6		2:24.755	53.006	38.300	53.449		14:56:17.424
7		4:19.099 P	33.779	36.843	3:08.477	242.1	15:05:51.108	7		2:04.602	34.349	37.143	53.110	240.5	14:58:22.026
8		2:24.196	50.800	41.031	52.365		15:08:15.304	8		2:04.665	34.541	37.123	53.001	239.4	15:00:26.691
9		2:01.930	33.511	36.655	51.764	243.7	15:10:17.234	9		2:04.471	35.044	36.950	52.477	239.4	15:02:31.162
10		2:02.067	33.594	36.587	51.886	243.7	15:12:19.301	10		2:03.515	34.264	37.115	52.136	240.0	15:04:34.677
11		5:20.301 P	33.744	37.477	4:09.080	243.7	15:17:39.602	11		2:04.286	34.324	37.075	52.887	241.6	15:06:38.963
12		2:26.071	54.601	38.557	52.913		15:20:05.673	12		2:03.356	34.246	36.979	52.131	241.0	15:08:42.319
13		2:04.455	34.566	37.186	52.703	241.6	15:22:10.128	13		2:03.353	34.087	36.925	52.341	241.0	15:10:45.672
14		2:04.405	34.710	37.073	52.622	241.6	15:24:14.533	14		2:03.532	34.008	37.198	52.326	242.1	15:12:49.204
15		2:03.952	34.483	37.081	52.388	243.2	15:26:18.485	15		4:47.795 P	34.242	37.105	3:36.448	241.6	15:17:36.999
16		2:03.845	34.375	36.970	52.500	243.2	15:28:22.330	16		2:35.920	56.015	43.531	56.374		15:20:12.919
17			34.326	37.117		242.1		17		2:07.427	35.131	38.133	54.163	240.5	15:22:20.346
								18		2:08.008	35.006	38.198	54.804	240.5	15:24:28.354
								19		2:05.084	34.487	37.299	53.298	242.6	15:26:33.438
								20		2:06.257	34.784	37.518	53.955	242.1	15:28:39.695
								21			34.960	37.140		239.4	

96							
1 Oliver Wilkinson			Aston Martin GT3 AMR MY2019				
PROAM			2 Bradley Ellis				
			Optimum Motorsport				
Lap	D	Time	Sector 1	Sector 2	Sector 3	T. Spd	Elapsed
1		14:32:39.242	14:30:59.236	42.133	57.873		14:32:39.242
2		2:14.801	38.467	39.269	57.065	214.2	14:34:54.043
3		2:06.629	37.032	37.170	52.427	206.5	14:37:00.672
4		2:04.051	34.164	37.542	52.345	244.8	14:39:04.723
5		2:15.574 P	34.046	36.799	1:04.729	243.7	14:41:20.297
6		14:17.902 P	12:39.453	37.393	1:01.056		14:55:38.199
7		13:19.202	11:50.118	37.171	51.913		15:08:57.401
8		2:02.136	33.671	36.577	51.888	243.7	15:10:59.537
9		2:02.266	33.623	36.840	51.803	246.0	15:13:01.803
10		2:02.610	33.652	36.848	52.110	245.4	15:15:04.413
11		2:12.358 P	33.875	38.354	1:00.129	244.3	15:17:16.771
12		3:22.539	1:45.616	41.328	55.595		15:20:39.310
13		2:06.307	34.917	37.318	54.072	244.3	15:22:45.617
14		2:06.913	34.590	38.097	54.226	244.3	15:24:52.530
15		2:04.977	34.487	37.121	53.369	245.4	15:26:57.507
16		2:04.772	34.404	37.199	53.169	244.8	15:29:02.279
17		2:12.952 P	34.666	37.151	1:01.135	245.4	15:31:15.231



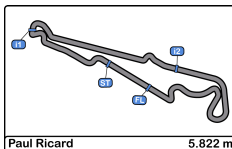


Paul Ricard
International GT Open
Free Practice - 2
Best Sectors Results



Sector - 1				Sector - 2				Sector - 3				Ideal Lap vs Best Lap				
Clas	Nº	Driver	Time	Nº	Driver	Time	Nº	Driver	Time	Clas	Nº	Driver	Ideal Lap	Best Lap	Clas	
1	20	Pierburg - Onslow-Cole	33.064	75	Habul - Jäger	35.406	20	Pierburg - Onslow-Cole	50.362	1	20	Pierburg - Onslow-Cole	1:59.651	1:59.670	1	
2	16	Hahn - Khodair	33.193	8	Giuseppe Cipriani	35.533	6	Zampieri - Rovera	50.936	2	75	Habul - Jäger	2:00.470	2:02.127	11	
3	6	Zampieri - Rovera	33.263	19	Liang - Giammaria	35.570	16	Hahn - Khodair	51.051	3	16	Hahn - Khodair	2:00.651	2:00.842	2	
4	10	Ramos - Crestani	33.326	20	Pierburg - Onslow-Cole	36.225	10	Ramos - Crestani	51.061	4	10	Ramos - Crestani	2:00.787	2:01.066	3	
5	17	Rueda - Saravia	33.426	10	Ramos - Crestani	36.400	17	Rueda - Saravia	51.293	5	6	Zampieri - Rovera	2:00.853	2:01.115	4	
6	63	Costa - Altoè	33.471	16	Hahn - Khodair	36.407	63	Costa - Altoè	51.433	6	8	Giuseppe Cipriani	2:00.939	2:02.260	16	
7	93	Froggatt - Cheever III	33.511	17	Rueda - Saravia	36.416	90	Di Folco - Lenz	51.443	7	19	Liang - Giammaria	2:01.118	2:02.144	14	
8	14	Siedler - Grenier	33.541	90	Di Folco - Lenz	36.429	75	Habul - Jäger	51.450	8	17	Rueda - Saravia	2:01.135	2:01.233	5	
9	75	Habul - Jäger	33.614	63	Costa - Altoè	36.526	26	Martínez - Onidi	51.540	9	63	Costa - Altoè	2:01.430	2:01.481	6	
10	7	Razvan Umbrurescu - Jules Gounon	33.614	7	Razvan Umbrurescu - Jules Gounon	36.558	8	Giuseppe Cipriani	51.632	10	90	Di Folco - Lenz	2:01.619	2:01.668	7	
11	96	Wilkinson - Ellis	33.623	96	Wilkinson - Ellis	36.577	27	De Marco - Pohler	51.648	11	93	Froggatt - Cheever III	2:01.862	2:01.930	8	
12	21	Cameron - Griffin	33.676	93	Froggatt - Cheever III	36.587	21	Cameron - Griffin	51.660	12	14	Siedler - Grenier	2:01.906	2:02.006	9	
13	26	Martínez - Onidi	33.716	66	Ling - Schandorff	36.648	14	Siedler - Grenier	51.700	13	26	Martínez - Onidi	2:01.931	2:02.079	10	
14	27	De Marco - Pohler	33.736	6	Zampieri - Rovera	36.654	93	Froggatt - Cheever III	51.764	14	96	Wilkinson - Ellis	2:02.003	2:02.136	13	
15	19	Liang - Giammaria	33.737	14	Siedler - Grenier	36.665	96	Wilkinson - Ellis	51.803	15	7	Razvan Umbrurescu - Jules Gounon	2:02.091	2:02.136	12	
16	90	Di Folco - Lenz	33.747	26	Martínez - Onidi	36.675	19	Liang - Giammaria	51.811	16	21	Cameron - Griffin	2:02.119	2:02.220	15	
17	8	Giuseppe Cipriani	33.774	21	Cameron - Griffin	36.783	66	Ling - Schandorff	51.910	17	66	Ling - Schandorff	2:02.335	2:02.359	17	
18	66	Ling - Schandorff	33.777	9	Davide Roda	36.891	7	Razvan Umbrurescu - Jules Gounon	51.919	18	27	De Marco - Pohler	2:02.344	2:02.653	18	
19	25	Hrachowina - Konrad	33.907	99	Coimbra - Silva	36.925	9	Davide Roda	51.937	19	25	Hrachowina - Konrad	2:02.890	2:03.030	19	
20	99	Coimbra - Silva	34.008	25	Hrachowina - Konrad	36.933	25	Hrachowina - Konrad	52.050	20	99	Coimbra - Silva	2:03.064	2:03.353	21	
21	12	Leo - Razak	34.219	27	De Marco - Pohler	36.960	99	Coimbra - Silva	52.131	21	9	Davide Roda	2:03.078	2:03.078	20	
22	9	Davide Roda	34.250	12	Leo - Razak	37.071	12	Leo - Razak	52.465	22	12	Leo - Razak	2:03.755	2:04.509	22	





Paul Ricard
International GT Open
Free Practice - 2
Best 5 Lap Times



Cl	N°	Entrant/Team	Nat	Driver 1	Nat	Status	Driver 2	Nat	Status	Vehicle	Cat	Cl	Best 1		Best 2		Best 3		Best 4		Best 5		
													Time	Lap	Time	Lap	Time	Lap	Time	Lap	Time	Lap	
1	20	SPS Automotive Performance	GER	Valentin Pierburg	GER		Tom Onslow-Cole	GBR		Mercedes AMG GT3	PROAM	1	1:59.670	9	2:00.112	5	2:00.529	6	2:02.512	4	2:02.906	14	
2	16	Teo Martín Motorsport	ESP	Marcelo Hahn	BRA		Allam Khodair	BRA		McLaren 720 s	PROAM	2	2:00.842	11	2:01.077	9	2:01.798	5	2:01.813	6	2:02.957	4	
3	10	SPS Automotive Performance	GER	Miguel Ramos	PRT		Fabrizio Crestani	ITA		Mercedes AMG GT3	PRO	1	2:01.066	7	2:01.068	6	2:01.069	4	2:01.074	16	2:01.451	12	
4	6	Antonelli MotorSport	ITA	Daniel Zampieri	ITA		Alessio Rovera	ITA		Mercedes AMG GT3	PRO	2	2:01.115	13	2:01.122	11	2:01.380	10	2:01.663	9	2:01.981	8	
5	17	Teo Martín Motorsport	ESP	Fran Rueda	ESP		Andrés Saravia	ITA		McLaren 720 s	PRO	3	2:01.233	16	2:01.240	21	2:01.448	15	2:01.645	14	2:01.760	13	
6	63	Emil Frey Racing	CHE	Albert Costa	ESP		Giacomo Altoè	ITA		Lamborghini Huracan GT3	PRO	4	2:01.481	17	2:01.723	14	2:01.740	18	2:01.794	4	2:01.860	16	
7	90	Raton Racing by Target	ITA	Alberto Di Folco	ITA		Christoph Lenz	CHE		Lamborghini Huracan GT3	PROAM	3	2:01.668	19	2:02.321	3	2:02.590	17	2:02.644	18	2:03.110	2	
8	93	Spirit of Race / Tempesta	GBR	Christopher Froggatt	GBR		Edward Cheever III	ITA		Ferrari 488 GT3	PROAM	4	2:01.930	9	2:02.067	10	2:02.519	5	2:03.845	16	2:03.952	15	
9	14	Emil Frey Racing	CHE	Norbert Siedler	AUT		Mikaël Grenier	CAN		Lamborghini Huracan GT3	PRO	5	2:02.006	4	2:02.210	14	2:02.235	3	2:02.418	11	2:02.517	18	
10	26	Lazarus Racing	ITA	Eliseo Martínez	ESP		Fabio Onidi	ITA		Lamborghini Huracan GT3	PRO	6	2:02.079	18	2:02.345	19	2:02.484	11	2:02.556	20	2:02.631	13	
11	75	Rowe Racing / SunEnergy1	GER	Kenny Habul	AUS		Thomas Jäger	GER		Mercedes AMG GT3	PROAM	5	2:02.127	3	2:02.389	2	2:02.860	17	2:03.732	11	2:03.808	12	
12	7	Petri Corse	ITA	Petru Razvan Umbrarescu	ROU		Jules Gounon	FRA		Bentley Continental GT3	PRO	7	2:02.136	5	2:03.124	4	2:03.310	3	2:03.561	15	2:03.567	17	
13	96	Optimum Motorsport	GBR	Oliver Wilkinson	GBR		Bradley Ellis	GBR		Aston Martin GT3 AMR	PROAM	6	2:02.136	8	2:02.266	9	2:02.610	10	2:04.051	4	2:04.772	16	
14	19	Raton Racing by Target	ITA	Jiatong Liang	CHN		Raffaele Giammaria	ITA		Lamborghini Huracan GT3	PROAM	7	2:02.144	13	2:02.168	4	2:02.448	3	2:02.698	10	2:02.883	2	
15	21	Spirit of Race	ITA	Duncan Cameron	GBR		Matt Griffin	IRL		Ferrari 488 GT3	PROAM	8	2:02.220	13	2:04.992	8	2:06.151	9	2:07.560	4	2:07.649	5	
16	8	Antonelli MotorSport	ITA	Giuseppe Cipriani	ITA					Mercedes AMG GT3	AM	1	2:02.260	12	2:02.574	11	2:03.079	8	2:03.203	7	2:03.489	6	
17	66	Vincenzo Sospiri Racing	ITA	Kang Ling	CAN		Frederik Schandorff	DNK		Lamborghini Huracan GT3	PROAM	9	2:02.359	18	2:02.643	19	2:02.853	15	2:02.861	17	2:02.912	11	
18	27	Lazarus Racing	ITA	Nicola De Marco	ITA		Nicolas Pohler	GER		Lamborghini Huracan GT3	PRO	8	2:02.653	18	2:02.702	12	2:03.396	9	2:03.431	7	2:04.308	15	
19	25	HTP Motorsport	GER	Alexander Hrachowina	AUT		Martin Konrad	AUT		Mercedes AMG GT3	AM	2	2:03.030	3	2:03.402	6	2:04.147	10	2:04.301	17	2:04.392	15	
20	9	Antonelli MotorSport	ITA	Davide Roda	ITA					Mercedes AMG GT3	AM	3	2:03.078	9	2:03.532	8	2:04.267	3	2:04.286	7	2:04.408	6	
21	99	Sports and You	PRT	António Coimbra	PRT		Luis Silva	PRT		Mercedes AMG GT3	AM	4	2:03.353	13	2:03.356	12	2:03.515	10	2:03.532	14	2:04.286	11	
22	12	Ombra Racing	ITA	Federico Leo	ITA		Najiy Razak	MYS		Lamborghini Huracan GT3	PRO	9	2:04.509	3	2:05.516	4	2:06.028	2					





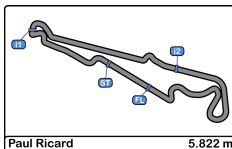
Paul Ricard
International GT Open
Free Practice - 2
Best 5 Top Speeds



Paul Ricard 5.822 m.

Cl	Nº	Entrant/Team	Nat	Driver 1	Nat	Status	Driver 2	Nat	Status	Vehicle	Cat	Cl	Top 1		Top 2		Top 3		Top 4		Top 5		Avg
													Km/h	Lap	Km/h	Lap	Km/h	Lap	Km/h	Lap	Km/h	Lap	
1	7	Petri Corse	ITA	Petru Razvan Umbrarescu	ROU		Jules Gounon	ITA		Bentley Continental GT3	PRO	1	247.1	10	246.5	9	246.5	18	246.0	14	246.0	16	246.4
2	96	Optimum Motorsport	GBR	Oliver Wilkinson	GBR		Bradley Ellis	GBR		Aston Martin GT3 AMR	PROAM	1	246.0	9	245.4	10	245.4	15	245.4	17	244.8	4	245.4
3	21	Spirit of Race	ITA	Duncan Cameron	GBR		Matt Griffin	IRE		Ferrari 488 GT3	PROAM	2	244.8	9	244.8	10	244.8	14	243.2	6	243.2	8	244.2
4	17	Teo Martín Motorsport	ESP	Fran Rueda	ESP		Andrés Saravia	ITA		McLaren 720 s	PRO	2	244.3	19	243.7	7	243.7	21	243.2	14	243.2	15	243.6
5	26	Lazarus Racing	ITA	Eliseo Martínez	ESP		Fabio Onidi	ITA		Lamborghini Huracan GT3	PRO	3	244.3	7	242.6	5	242.1	3	242.1	22	241.0	14	242.4
6	8	Antonelli MotorSport	ITA	Giuseppe Cipriani	ITA					Mercedes AMG GT3	AM	1	243.7	8	243.7	11	243.2	9	243.2	12	242.6	10	243.3
7	20	SPS Automotive Performance	DEU	Valentin Pierburg	DEU		Tom Onslow-Cole	GBR		Mercedes AMG GT3	PROAM	3	243.7	10	243.7	16	241.6	7	241.6	9	241.0	13	242.3
8	66	Vincenzo Sospiri Racing	ITA	Kang Ling	CHN		Frederik Schandorff	DNK		Lamborghini Huracan GT3	PROAM	4	243.7	5	243.7	9	243.2	11	242.6	7	242.6	18	243.2
9	93	Spirit of Race / Tempesta	GBR	Christopher Froggatt	GBR		Edward Cheever III	ITA		Ferrari 488 GT3	PROAM	5	243.7	6	243.7	9	243.7	10	243.7	11	243.2	4	243.6
10	6	Antonelli MotorSport	ITA	Daniel Zampieri	ITA		Alessio Rovera	ITA		Mercedes AMG GT3	PRO	4	243.2	19	242.6	13	242.6	14	242.1	3	242.1	5	242.5
11	14	Emil Frey Racing	CHE	Norbert Siedler	AUT		Mikaël Grenier	CAN		Lamborghini Huracan GT3	PRO	5	243.2	5	242.1	13	241.6	3	241.6	12	241.6	15	242.0
12	16	Teo Martín Motorsport	ESP	Marcelo Hahn	BRA		Allam Khodair	BRA		McLaren 720 s	PROAM	6	243.2	7	243.2	9	243.2	10	243.2	11	242.6	5	243.1
13	25	HTP Motorsport	DEU	Alexander Hrachowina	AUT		Martin Konrad	AUT		Mercedes AMG GT3	AM	2	243.2	15	242.6	14	242.6	17	242.6	18	242.1	10	242.6
14	27	Lazarus Racing	ITA	Nicola De Marco	ITA		Nicolas Pohler	DEU		Lamborghini Huracan GT3	PRO	6	243.2	12	242.6	8	242.6	9	242.6	18	241.6	7	242.5
15	63	Emil Frey Racing	CHE	Albert Costa	ESP		Giacomo Altoè	ITA		Lamborghini Huracan GT3	PRO	7	243.2	10	242.6	3	242.6	7	242.6	19	242.1	9	242.6
16	10	SPS Automotive Performance	DEU	Miguel Ramos	PRT		Fabrizio Crestani	ITA		Mercedes AMG GT3	PRO	8	242.6	5	242.6	8	242.1	17	241.6	14	241.0	4	242.0
17	12	Ombra Racing	ITA	Federico Leo	ITA		Najjy Razak	MYS		Lamborghini Huracan GT3	PRO	9	242.6	5	241.0	3	240.0	4	238.9	2			240.6
18	99	Sports and You	PRT	António Coimbra	PRT		Luis Silva	PRT		Mercedes AMG GT3	AM	3	242.6	19	242.1	14	242.1	20	241.6	11	241.6	15	242.0
19	9	Antonelli MotorSport	ITA	Davide Roda	ITA					Mercedes AMG GT3	AM	4	242.1	9	240.5	2	240.5	10	238.9	3	238.9	7	240.2
20	75	Rowe Racing / SunEnergy1	DEU	Kenny Habul	AUS		Thomas Jäger	DEU		Mercedes AMG GT3	PROAM	7	242.1	18	240.5	6	240.0	3	240.0	9	240.0	17	240.5
21	90	Raton Racing by Target	ITA	Alberto Di Folco	ITA		Christoph Lenz	CHE		Lamborghini Huracan GT3	PROAM	8	242.1	19	241.6	17	241.0	3	241.0	14	241.0	18	241.3
22	19	Raton Racing by Target	ITA	Jiatong Liang	CHN		Raffaele Giammaria	ITA		Lamborghini Huracan GT3	PROAM	9	241.6	12	241.6	14	241.0	13	240.5	3	240.5	10	241.0



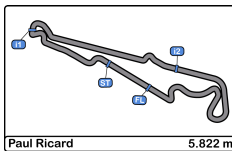


Paul Ricard
International GT Open
Free Practice - 2
Fastest Laps Sequence



Lap	Time of Day	Session Time	Nº	Entrant/Team	Nat	Driver 1	Nat	Status	Driver 2	Nat	Status	Vehicle	Cat	Time	Km/h
2	14:34:53.925	4:53.925	27	Lazarus Racing	ITA	Nicola De Marco	ITA		Nicolas Pohler	DEU		Lamborghini Huracan GT3	PRO	2:04.745	168.0
2	14:35:12.148	5:12.148	63	Emil Frey Racing	CHE	Albert Costa	ESP		Giacomo Altoè	ITA		Lamborghini Huracan GT3	PRO	2:02.180	171.5
3	14:37:14.225	7:14.225	63	Emil Frey Racing	CHE	Albert Costa	ESP		Giacomo Altoè	ITA		Lamborghini Huracan GT3	PRO	2:02.077	171.6
4	14:39:16.019	9:16.019	63	Emil Frey Racing	CHE	Albert Costa	ESP		Giacomo Altoè	ITA		Lamborghini Huracan GT3	PRO	2:01.794	172.0
3	14:58:31.071	28:31.071	10	SPS Automotive Performance	DEU	Miguel Ramos	PRT		Fabrizio Crestani	ITA		Mercedes AMG GT3	PRO	2:01.514	172.4
4	15:00:32.140	30:32.140	10	SPS Automotive Performance	DEU	Miguel Ramos	PRT		Fabrizio Crestani	ITA		Mercedes AMG GT3	PRO	2:01.069	173.1
5	15:01:01.416	31:01.416	20	SPS Automotive Performance	DEU	Valentin Pierburg	DEU		Tom Onslow-Cole	GBR		Mercedes AMG GT3	PROAM	2:00.112	174.4
9	15:10:23.952	40:23.952	20	SPS Automotive Performance	DEU	Valentin Pierburg	DEU		Tom Onslow-Cole	GBR		Mercedes AMG GT3	PROAM	1:59.670	175.1



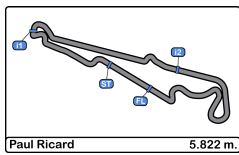


Paul Ricard
International GT Open
Free Practice - 2
Event Best Maximum Speed



Nº	Entrant/Team	Nat	Driver 1	Nat	Status	Driver 2	Nat	Status	Vehicle	Cat	Km/h	Session
7	Petri Corse	ITA	Petru Razvan Umbrurescu	ROU		Jules Gounon	FRA		Bentley Continental GT3	PRO	247.1	Free Practice - 2
17	Teo Martín Motorsport	ESP	Fran Rueda	ESP		Andrés Saravia	GTM		McLaren 720 s	PRO	246.5	Free Practice - 1
26	Lazarus Racing	ITA	Eliseo Martínez	ESP		Fabio Onidi	ITA		Lamborghini Huracan GT3	PRO	246.0	Free Practice - 1
96	Optimum Motorsport	GBR	Oliver Wilkinson	GBR		Bradley Ellis	GBR		Aston Martin GT3 AMR	PROAM	246.0	Free Practice - 2
21	Spirit of Race	ITA	Duncan Cameron	GBR		Matt Griffin	IRL		Ferrari 488 GT3	PROAM	244.8	Free Practice - 2
63	Emil Frey Racing	CHE	Albert Costa	ESP		Giacomo Altoè	ITA		Lamborghini Huracan GT3	PRO	243.7	Free Practice - 1
66	Vincenzo Sospiri Racing	ITA	Kang Ling	CHN		Frederik Schandorff	DNK		Lamborghini Huracan GT3	PROAM	243.7	Free Practice - 2
93	Spirit of Race / Tempesta	GBR	Christopher Froggatt	GBR		Edward Cheever III	ITA		Ferrari 488 GT3	PROAM	243.7	Free Practice - 2
8	Antonelli MotorSport	ITA	Giuseppe Cipriani	ITA					Mercedes AMG GT3	AM	243.7	Free Practice - 2
20	SPS Automotive Performance	DEU	Valentin Pierburg	DEU		Tom Onslow-Cole	GBR		Mercedes AMG GT3	PROAM	243.7	Free Practice - 2
16	Teo Martín Motorsport	ESP	Marcelo Hahn	BRA		Allam Khodair	BRA		McLaren 720 s	PROAM	243.2	Free Practice - 1
14	Emil Frey Racing	CHE	Norbert Siedler	AUT		Mikaël Grenier	CAN		Lamborghini Huracan GT3	PRO	243.2	Free Practice - 2
27	Lazarus Racing	ITA	Nicola De Marco	ITA		Nicolas Pohler	DEU		Lamborghini Huracan GT3	PRO	243.2	Free Practice - 2
25	HTP Motorsport	DEU	Alexander Hrachowina	AUT		Martin Konrad	AUT		Mercedes AMG GT3	AM	243.2	Free Practice - 2
6	Antonelli MotorSport	ITA	Daniel Zampieri	ITA		Alessio Rovera	ITA		Mercedes AMG GT3	PRO	243.2	Free Practice - 2
12	Ombra Racing	ITA	Federico Leo	ITA		Najiy Razak	MYS		Lamborghini Huracan GT3	PRO	242.6	Free Practice - 2
10	SPS Automotive Performance	DEU	Miguel Ramos	PRT		Fabrizio Crestani	ITA		Mercedes AMG GT3	PRO	242.6	Free Practice - 2
99	Sports and You	PRT	António Coimbra	PRT		Luis Silva	PRT		Mercedes AMG GT3	AM	242.6	Free Practice - 2
75	Rowe Racing / SunEnergy1	DEU	Kenny Habul	AUS		Thomas Jäger	DEU		Mercedes AMG GT3	PROAM	242.1	Free Practice - 1
9	Antonelli MotorSport	ITA	Davide Roda	ITA					Mercedes AMG GT3	AM	242.1	Free Practice - 2
90	Raton Racing by Target	ITA	Alberto Di Folco	ITA		Christoph Lenz	CHE		Lamborghini Huracan GT3	PROAM	242.1	Free Practice - 2
19	Raton Racing by Target	ITA	Jiatong Liang	CHN		Raffaele Giammaria	ITA		Lamborghini Huracan GT3	PROAM	241.6	Free Practice - 2
59	Teo Martín Motorsport	ESP	Martin Kodrić	HRV		Henrique Chaves	PRT		McLaren 720 s	PRO	241.0	Free Practice - 1





Paul Ricard
International GT Open
Free Practice - 2
Pit Stop Analysis



6	Daniel Zampieri	PRO	Antonelli MotorSport
	Alessio Rovera		Mercedes AMG GT3

Nr.	In Day Time	In Time	Out Time	Pit Time	T. Pit Time	Handicap	Penalty
1	14:41:54.539	14:41:54.539	14:54:01.125	12:06.586	12:06.586		
2	15:12:30.702	15:12:30.702	15:16:06.492	3:35.790	15:42.376		
3	15:26:24.118	15:26:24.118	15:28:27.507	2:03.389	17:45.765		

7	Petru Razvan Umbrărescu	PRO	Petri Corse
	Jules Gounon		Bentley Continental GT3

Nr.	In Day Time	In Time	Out Time	Pit Time	T. Pit Time	Handicap	Penalty
1	14:35:49.685	14:35:49.685	14:53:32.795	17:43.110	17:43.110		
2	15:03:47.586	15:03:47.586	15:06:38.774	2:51.188	20:34.298		

8	Giuseppe Cipriani	AM	Antonelli MotorSport
			Mercedes AMG GT3

Nr.	In Day Time	In Time	Out Time	Pit Time	T. Pit Time	Handicap	Penalty
1	14:41:07.273	14:41:07.273	14:56:19.653	15:12.380	15:12.380		
2	15:15:00.400	15:15:00.400	15:21:53.180	6:52.780	22:05.160		

9	Davide Roda	AM	Antonelli MotorSport
			Mercedes AMG GT3

Nr.	In Day Time	In Time	Out Time	Pit Time	T. Pit Time	Handicap	Penalty
1	14:41:20.926	14:41:20.926	14:54:34.781	13:13.855	13:13.855		

10	Miguel Ramos	PRO	SPS Automotive Performance
	Fabrizio Crestani		Mercedes AMG GT3

Nr.	In Day Time	In Time	Out Time	Pit Time	T. Pit Time	Handicap	Penalty
1	14:43:14.101	14:43:14.101	14:54:25.648	11:11.547	11:11.547		
2	15:08:43.442	15:08:43.442	15:11:24.071	2:40.629	13:52.176		
3	15:23:44.614	15:23:44.614	15:25:47.825	2:03.211	15:55.387		

14	Norbert Siedler	PRO	Emil Frey Racing
	Mikaël Grenier		Lamborghini Huracan GT3 EVO

Nr.	In Day Time	In Time	Out Time	Pit Time	T. Pit Time	Handicap	Penalty
1	14:42:45.210	14:42:45.210	14:55:33.293	12:48.083	12:48.083		
2	15:18:09.720	15:18:09.720	15:19:24.421	1:14.701	14:02.784		
3	15:25:29.665	15:25:29.665	15:26:44.467	1:14.802	15:17.586		

16	Marcelo Hahn	PROAM	Teo Martín Motorsport
	Allam Khodair		McLaren 720 s

Nr.	In Day Time	In Time	Out Time	Pit Time	T. Pit Time	Handicap	Penalty
1	14:39:10.827	14:39:10.827	14:55:05.783	15:54.956	15:54.956		
2	14:57:11.354	14:57:11.354	14:57:37.297	25.943	16:20.899		
3	15:07:57.480	15:07:57.480	15:09:43.231	1:45.751	18:06.650		
4	15:19:49.834	15:19:49.834	15:21:45.603	1:55.769	20:02.419		

17	Fran Rueda	PRO	Teo Martín Motorsport
	Andrés Saravia		McLaren 720 s

Nr.	In Day Time	In Time	Out Time	Pit Time	T. Pit Time	Handicap	Penalty
1	14:43:17.485	14:43:17.485	14:53:11.659	9:54.174	9:54.174		
2	14:59:23.423	14:59:23.423	15:20:44.061	21:20.638	31:14.812		

19	Jiatong Liang	PROAM	Raton Racing by Target
	Raffaele Giammaria		Lamborghini Huracan GT3 EVO

Nr.	In Day Time	In Time	Out Time	Pit Time	T. Pit Time	Handicap	Penalty
1	14:42:20.338	14:42:20.338	14:54:59.545	12:39.207	12:39.207		
2	15:13:32.384	15:13:32.384	15:15:40.703	2:08.319	14:47.526		

3	15:17:48.782	15:17:48.782	15:18:14.928	26.146	15:13.672		
4	15:20:22.431	15:20:22.431	15:21:40.023	1:17.592	16:31.264		
5	15:23:52.723	15:23:52.723	15:25:42.095	1:49.372	18:20.636		
6	15:27:47.224	15:27:47.224	15:28:13.798	26.574	18:47.210		

20	Valentin Pierburg	PROAM	SPS Automotive Performance
	Tom Onslow-Cole		Mercedes AMG GT3

Nr.	In Day Time	In Time	Out Time	Pit Time	T. Pit Time	Handicap	Penalty
1	14:42:43.277	14:42:43.277	14:54:49.606	12:06.329	12:06.329		
2	15:05:02.524	15:05:02.524	15:06:20.869	1:18.345	13:24.674		
3	15:12:24.544	15:12:24.544	15:13:48.383	1:23.839	14:48.513		

21	Duncan Cameron	PROAM	Spirit of Race
	Matt Griffin		Ferrari 488 GT3

Nr.	In Day Time	In Time	Out Time	Pit Time	T. Pit Time	Handicap	Penalty
1	15:08:52.736	15:08:52.736	15:25:34.549	16:41.813	16:41.813		

25	Alexander Hrachowina	AM	HTP Motorsport
	Martin Konrad		Mercedes AMG GT3

Nr.	In Day Time	In Time	Out Time	Pit Time	T. Pit Time	Handicap	Penalty
1	14:39:15.308	14:39:15.308	14:55:39.896	16:24.588	16:24.588		
2	15:01:58.784	15:01:58.784	15:08:13.264	6:14.480	22:39.068		

26	Eliseo Martínez	PRO	Lazarus Racing
	Fabio Onidi		Lamborghini Huracan GT3

Nr.	In Day Time	In Time	Out Time	Pit Time	T. Pit Time	Handicap	Penalty
1	14:42:01.778	14:42:01.778	14:54:02.614	12:00.836	12:00.836		
2	15:12:43.136	15:12:43.136	15:15:04.076	2:20.940	14:21.776		

27	Nicola De Marco	PRO	Lazarus Racing
	Nicolas Pohler		Lamborghini Huracan GT3

Nr.	In Day Time	In Time	Out Time	Pit Time	T. Pit Time	Handicap	Penalty
1	14:41:09.212	14:41:09.212	14:53:37.116	12:27.904	12:27.904		
2	15:04:02.537	15:04:02.537	15:06:26.192	2:23.655	14:51.559		
3	15:12:48.320	15:12:48.320	15:16:08.135	3:19.815	18:11.374		

63	Albert Costa	PRO	Emil Frey Racing
	Giacomo Altoè		Lamborghini Huracan GT3 EVO

Nr.	In Day Time	In Time	Out Time	Pit Time	T. Pit Time	Handicap	Penalty
1	14:41:23.019	14:41:23.019	14:53:43.006	12:19.987	12:19.987		
2	15:22:19.009	15:22:19.009	15:23:33.111	1:14.102	13:34.089		
3	15:27:35.490	15:27:35.490	15:28:50.133	1:14.643	14:48.732		

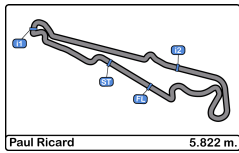
66	Kang Ling	PROAM	Vincenzo Sospiri Racing
	Frederik Schandorff		Lamborghini Huracan GT3

Nr.	In Day Time	In Time	Out Time	Pit Time	T. Pit Time	Handicap	Penalty
1	14:42:18.203	14:42:18.203	14:53:34.311	11:16.108	11:16.108		
2	15:08:06.118	15:08:06.118	15:14:21.063	6:14.945	17:31.053		

75	Kenny Habul	PROAM	Rowe Racing / SunEnergy1 Racing
	Thomas Jäger		Mercedes AMG GT3

Nr.	In Day Time	In Time	Out Time	Pit Time	T. Pit Time	Handicap	Penalty
1	14:40:16.847	14:40:16.847	14:53:23.203	13:06.356	13:06.356		
2	14:57:28.134	14:57:28.134	15:03:07.207	5:39.073	18:45.429		





Paul Ricard
International GT Open
Free Practice - 2
Pit Stop Analysis



90

Alberto Di Folco PROAM Raton Racing by Target

Christoph Lenz Lamborghini Huracan GT3 EVO

Nr.	In Day Time	In Time	Out Time	Pit Time	T. Pit Time	Handicap	Penalty
1	14:42:25.526	14:42:25.526	14:55:07.552	12:42.026	12:42.026		
2	15:14:10.747	15:14:10.747	15:16:09.895	1:59.148	14:41.174		
3	15:18:13.034	15:18:13.034	15:18:39.001	25.967	15:07.141		

93

Christopher Froggatt PROAM Spirit of Race / Tempesta Racing

Edward Cheever III Ferrari 488 GT3

Nr.	In Day Time	In Time	Out Time	Pit Time	T. Pit Time	Handicap	Penalty
1	14:41:38.687	14:41:38.687	14:53:09.388	11:30.701	11:30.701		
2	15:03:35.538	15:03:35.538	15:06:08.080	2:32.542	14:03.243		
3	15:14:23.260	15:14:23.260	15:17:57.251	3:33.991	17:37.234		

96

Oliver Wilkinson PROAM Optimum Motorsport

Bradley Ellis Aston Martin GT3 AMR MY2019

Nr.	In Day Time	In Time	Out Time	Pit Time	T. Pit Time	Handicap	Penalty
1	14:41:10.939	14:41:10.939	14:53:25.357	12:14.418	12:14.418		
2	14:55:28.940	14:55:28.940	15:06:54.406	11:25.466	23:39.884		
3	15:17:07.680	15:17:07.680	15:18:23.461	1:15.781	24:55.665		

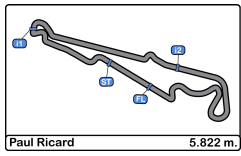
99

António Coimbra AM Sports and You

Luis Silva Mercedes AMG GT3

Nr.	In Day Time	In Time	Out Time	Pit Time	T. Pit Time	Handicap	Penalty
1	14:42:24.914	14:42:24.914	14:54:10.228	11:45.314	11:45.314		
2	15:14:54.150	15:14:54.150	15:17:54.189	3:00.039	14:45.353		

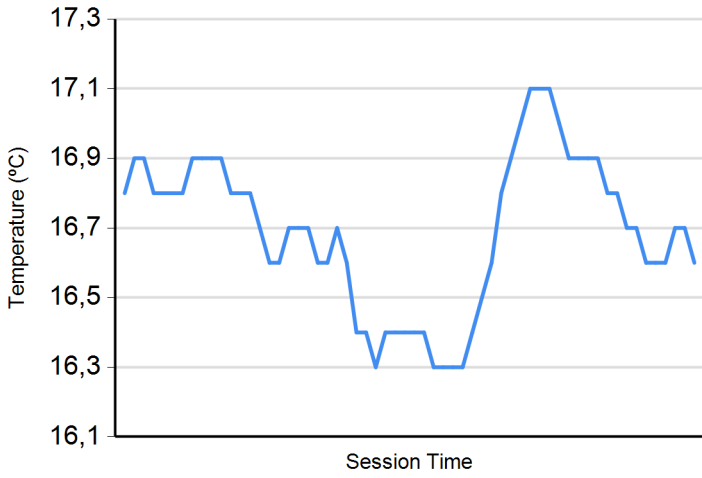




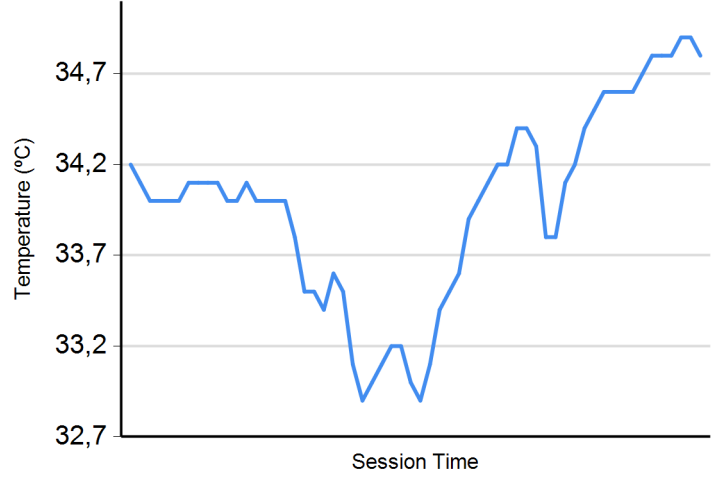
Paul Ricard
International GT Open
Free Practice - 2
Weather Report



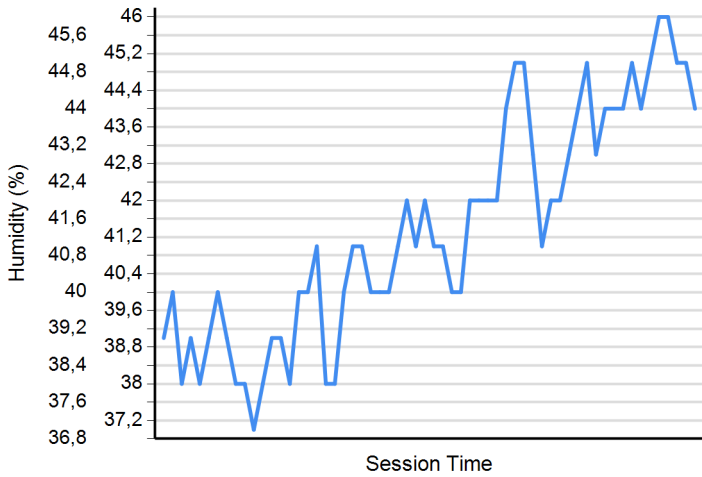
Air Temperature



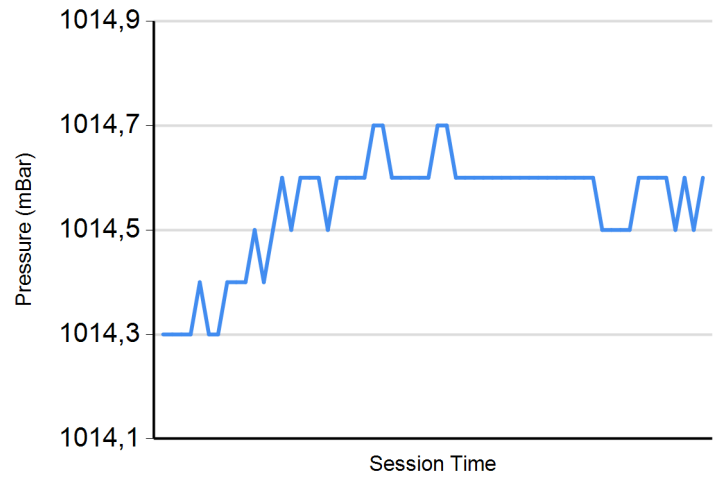
Track Temperature



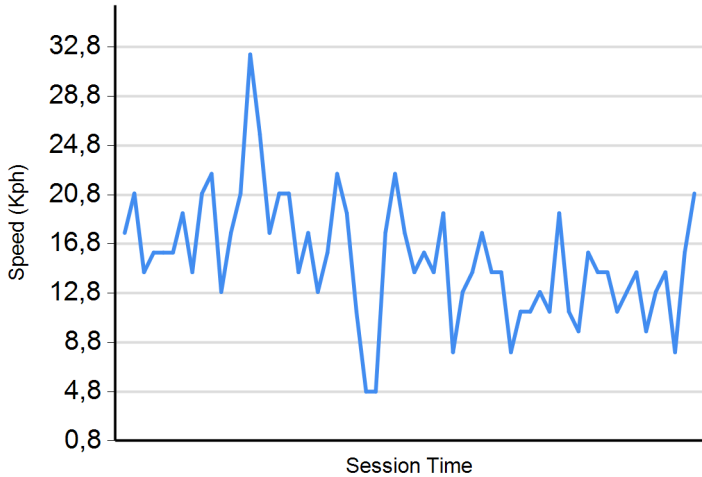
Humidity



Pressure

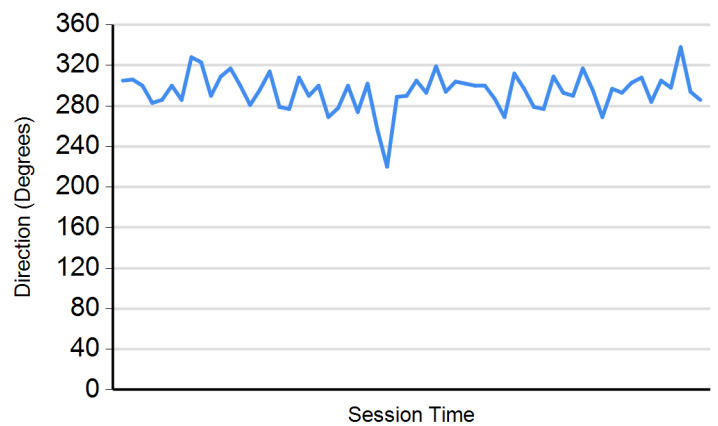


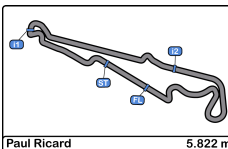
Wind Speed



Wind direction

North = 0°/360° Est = 90° South = 180° West = 270°





Paul Ricard
International GT Open
Free Practice 1 - 2
Results



Cls	Nº	Entrant/Team	Nat	Driver 1	Nat	Status	Driver 2	Nat	Status	Vehicle	Cat	Cls	Laps	Free Practice - 1	Free Practice - 2	Best	Gap	Interval	Km/h		
1	20	SPS Automotive Performan	DEU	Valentin Pierburg	DEU		Tom Onslow-Cole	GBR		Mercedes AMG GT3	PROAM	1	15		1:59.670	9	1:59.670			175.1	
2	16	Teo Martín Motorsport	ESP	Marcelo Hahn	BRA		Allam Khodair	BRA		McLaren 720 s	PROAM	2	28	2:02.141	3	2:00.842	11	2:00.842	1.172	1.172	173.4
3	10	SPS Automotive Performan	DEU	Miguel Ramos	PRT		Fabrizio Crestani	ITA		Mercedes AMG GT3	PRO	1	16			2:01.066	7	2:01.066	1.396	0.224	173.1
4	27	Lazarus Racing	ITA	Nicola De Marco	ITA		Nicolas Pohler	DEU		Lamborghini Huracan GT3	PRO	2	23	2:01.092	3	2:02.653	18	2:01.092	1.422	0.026	173.0
5	6	Antonelli MotorSport	ITA	Daniel Zampieri	ITA		Alessio Rovera	ITA		Mercedes AMG GT3	PRO	3	29	2:01.934	6	2:01.115	13	2:01.115	1.445	0.023	173.0
6	17	Teo Martín Motorsport	ESP	Fran Rueda	ESP		Andrés Saravia	ITA		McLaren 720 s	PRO	4	39	2:02.114	11	2:01.233	16	2:01.233	1.563	0.118	172.8
7	63	Emil Frey Racing	CHE	Albert Costa	ESP		Giacomo Altoè	ITA		Lamborghini Huracan GT3	PRO	5	25	2:02.536	3	2:01.481	17	2:01.481	1.811	0.248	172.5
8	90	Raton Racing by Target	ITA	Alberto Di Folco	ITA		Christoph Lenz	CHE		Lamborghini Huracan GT3	PROAM	3	19			2:01.668	19	2:01.668	1.998	0.187	172.2
9	75	Rowe Racing / SunEnergy1	DEU	Kenny Habul	AUS		Thomas Jäger	DEU		Mercedes AMG GT3	PROAM	4	36	2:01.879	5	2:02.127	3	2:01.879	2.209	0.211	171.9
10	93	Spirit of Race / Tempesta R	GBR	Christopher Froggatt	GBR		Edward Cheever III	ITA		Ferrari 488 GT3	PROAM	5	20	2:03.319	4	2:01.930	9	2:01.930	2.260	0.051	171.8
11	14	Emil Frey Racing	CHE	Norbert Siedler	AUT		Mikaël Grenier	CAN		Lamborghini Huracan GT3	PRO	6	23	2:02.875	3	2:02.006	4	2:02.006	2.336	0.076	171.7
12	26	Lazarus Racing	ITA	Eliseo Martínez	ESP		Fabio Onidi	ITA		Lamborghini Huracan GT3	PRO	7	28	2:02.983	5	2:02.079	18	2:02.079	2.409	0.073	171.6
13	96	Optimum Motorsport	GBR	Oliver Wilkinson	GBR		Bradley Ellis	GBR		Aston Martin GT3 AMR M	PROAM	6	29	2:03.095	9	2:02.136	8	2:02.136	2.466	0.057	171.6
14	7	Petri Corse	ITA	Petru Razvan Umbrasc	ROU		Jules Gounon	FRA		Bentley Continental GT3	PRO	8	27	2:03.430	8	2:02.136	5	2:02.136	2.466	0.000	171.6
15	19	Raton Racing by Target	ITA	Jiatong Liang	CHN		Raffaele Giammaria	ITA		Lamborghini Huracan GT3	PROAM	7	18			2:02.144	13	2:02.144	2.474	0.008	171.5
16	21	Spirit of Race	ITA	Duncan Cameron	GBR		Matt Griffin	IRE		Ferrari 488 GT3	PROAM	8	21	2:02.554	6	2:02.220	13	2:02.220	2.550	0.076	171.4
17	8	Antonelli MotorSport	ITA	Giuseppe Cipriani	ITA					Mercedes AMG GT3	AM	1	21	2:04.078	7	2:02.260	12	2:02.260	2.590	0.040	171.4
18	66	Vincenzo Sospiri Racing	ITA	Kang Ling	CHN		Frederik Schandorff	DNK		Lamborghini Huracan GT3	PROAM	9	25	2:03.947	3	2:02.359	18	2:02.359	2.689	0.099	171.2
19	25	HTP Motorsport	DEU	Alexander Hrachowina	AUT		Martin Konrad	AUT		Mercedes AMG GT3	AM	2	32	2:03.254	13	2:03.030	3	2:03.030	3.360	0.671	170.3
20	9	Antonelli MotorSport	ITA	Davide Roda	ITA					Mercedes AMG GT3	AM	3	16	2:05.039	6	2:03.078	9	2:03.078	3.408	0.048	170.2
21	99	Sports and You	PRT	António Coimbra	PRT		Luis Silva	PRT		Mercedes AMG GT3	AM	4	28	2:06.320	8	2:03.353	13	2:03.353	3.683	0.275	169.9
22	12	Ombra Racing	ITA	Federico Leo	ITA		Najiy Razak	MYS		Lamborghini Huracan GT3	PRO	9	20	2:04.075	3	2:04.509	3	2:04.075	4.405	0.722	168.9
23	59	Teo Martín Motorsport	ESP	Martin Kodrić	HRV		Henrique Chaves	PRT		McLaren 720 s	PRO	10	3	2:30.944	3			2:30.944	31.274	26.869	138.8

Published at:.....

Stewards:	Race Director:	Timekeeper:

