

**Paul Ricard**  
**International GT Open**  
**Private test - 2**  
**Provisional Results**



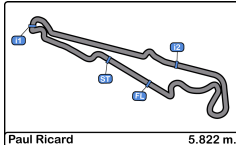
Cls	Nº	Entrant/Team	Nat	Driver 1	Nat	Driver 2	Nat	Vehicle	Cat	Cls	Laps	Best	Time	Gap	Interval	Km/h
1	20	SPS Automotive Performance	DEU	Valentin Pierburg	DEU	Tom Onslow-Cole	GBR	Mercedes AMG GT3	PROAM	1	22	16	2:00.842			173.4
2	16	Teo Martín Motorsport	ESP	Marcelo Hahn	BRA	Allam Khodair	BRA	McLaren 720 s	PROAM	2	17	16	2:01.231	0.389	0.389	172.8
3	17	Teo Martín Motorsport	ESP	Fran Rueda	ESP	Andrés Saravia	GTM	McLaren 720 s	PRO	1	15	14	2:01.407	0.565	0.176	172.6
4	10	SPS Automotive Performance	DEU	Miguel Ramos	PRT	Fabrizio Crestani	ITA	Mercedes AMG GT3	PRO	2	21	15	2:01.465	0.623	0.058	172.5
5	59	Teo Martín Motorsport	ESP	Martin Kodrić	HRV	Henrique Chaves	PRT	McLaren 720 s	PRO	3	23	16	2:01.516	0.674	0.051	172.4
6	90	Raton Racing by Target	ITA	Alberto Di Folco	ITA	Christoph Lenz	CHE	Lamborghini Huracan GT3 EVO	PROAM	3	23	23	2:01.636	0.794	0.120	172.3
7	14	Emil Frey Racing	CHE	Norbert Siedler	AUT	Mikaël Grenier	CAN	Lamborghini Huracan GT3 EVO	PRO	4	18	18	2:01.747	0.905	0.111	172.1
8	25	HTP Motorsport	DEU	Alexander Hrachowina	AUT	Martin Konrad	AUT	Mercedes AMG GT3	AM	1	24	18	2:01.777	0.935	0.030	172.1
9	75	Rowe Racing / SunEnergy1	DEU	Kenny Habul	AUS	Thomas Jäger	DEU	Mercedes AMG GT3	PROAM	4	21	20	2:01.804	0.962	0.027	172.0
10	19	Raton Racing by Target	ITA	Jiatong Liang	CHN	Raffaele Giammaria	ITA	Lamborghini Huracan GT3 EVO	PRO	5	23	22	2:01.921	1.079	0.117	171.9
11	26	Lazarus Racing	ITA	Eliseo Martínez	ESP	Fabio Onidi	ITA	Lamborghini Huracan GT3	PRO	6	23	16	2:02.019	1.177	0.098	171.7
12	63	Emil Frey Racing	CHE	Albert Costa	ESP	Giacomo Altoè	ITA	Lamborghini Huracan GT3 EVO	PRO	7	19	19	2:02.028	1.186	0.009	171.7
13	96	Optimum Motorsport	GBR	Oliver Wilkinson	GBR	Bradley Ellis	GBR	Aston Martin GT3 AMR MY2019	PROAM	5	22	20	2:02.131	1.289	0.103	171.6
14	93	Spirit of Race / Tempesta	GBR	Christopher Froggatt	GBR	Edward Cheever III	ITA	Ferrari 488 GT3	PROAM	6	20	17	2:02.133	1.291	0.002	171.6
15	27	Lazarus Racing	ITA	Nicola De Marco	ITA	Nicolas Pohler	DEU	Lamborghini Huracan GT3	PRO	8	21	18	2:02.611	1.769	0.478	170.9
16	21	Spirit of Race	ITA	Duncan Cameron	GBR	Matt Griffin	IRL	Ferrari 488 GT3	PROAM	7	15	14	2:02.667	1.825	0.056	170.8
17	12	Ombra Racing	ITA	Federico Leo	ITA	Najji Razak	MYS	Lamborghini Huracan GT3 EVO	PRO	9	21	14	2:02.877	2.035	0.210	170.5
18	66	Vincenzo Sospiri Racing	ITA	Kang Ling	CHN	Frederik Schandorff	DNK	Lamborghini Huracan GT3	PROAM	8	22	20	2:02.888	2.046	0.011	170.5
19	7	Petri Corse	ITA	Petru Razvan Umbrurescu	ROU	Jules Gounon	FRA	Bentley Continental GT3	PRO	10	13	10	2:04.468	3.626	1.580	168.3
20	99	Sports and You	PRT	António Coimbra	PRT	Luis Silva	PRT	Mercedes AMG GT3	AM	2	20	13	2:04.805	3.963	0.337	167.9

Published at:.....

Track Temp: 25.9 °C    Air Temp: 15.0 °C    Humidity: 66 %    Track Status: DRY

<b>Stewards:</b>	<b>Race Director:</b>	<b>Timekeeper:</b>
------------------	-----------------------	--------------------





**Paul Ricard**  
**International GT Open**  
**Private test - 2**  
**Provisional Results by Class**



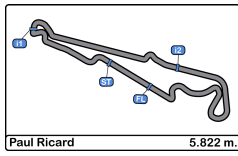
Cls	Nº	Entrant/Team	Nat	Driver 1	Nat	Status	Driver 2	Nat	Status	Vehicle	Cat	Cls	Laps	Best	Time	Gap	Interval	Km/h	
<b>PRO</b>																			
1	17	Teo Martín Motorsport	ESP	Fran Rueda	ESP		Andrés Saravia	GTM		McLaren 720 s	PRO	1	15	14	2:01.407				172.6
2	10	SPS Automotive Performance	DEU	Miguel Ramos	PRT		Fabrizio Crestani	ITA		Mercedes AMG GT3	PRO	2	21	15	2:01.465	0.058	0.058		172.5
3	59	Teo Martín Motorsport	ESP	Martin Kodrić	HRV		Henrique Chaves			McLaren 720 s	PRO	3	23	16	2:01.516	0.109	0.051		172.4
4	14	Emil Frey Racing	CHE	Norbert Siedler	AUT		Mikaël Grenier	CAN		Lamborghini Huracan GT3 EVO	PRO	4	18	18	2:01.747	0.340	0.231		172.1
5	19	Raton Racing by Target	ITA	Jiatong Liang	CHN		Raffaele Giammaria	ITA		Lamborghini Huracan GT3 EVO	PRO	5	23	22	2:01.921	0.514	0.174		171.9
6	26	Lazarus Racing	ITA	Eliseo Martínez	ESP		Fabio Onidi	ITA		Lamborghini Huracan GT3	PRO	6	23	16	2:02.019	0.612	0.098		171.7
7	63	Emil Frey Racing	CHE	Albert Costa	ESP		Giacomo Altoè	ITA		Lamborghini Huracan GT3 EVO	PRO	7	19	19	2:02.028	0.621	0.009		171.7
8	27	Lazarus Racing	ITA	Nicola De Marco	ITA		Nicolas Pohler	DEU		Lamborghini Huracan GT3	PRO	8	21	18	2:02.611	1.204	0.583		170.9
9	12	Ombra Racing	ITA	Federico Leo	ITA		Najiy Razak	MYS		Lamborghini Huracan GT3 EVO	PRO	9	21	14	2:02.877	1.470	0.266		170.5
10	7	Petri Corse	ITA	Petru Razvan Umbrurescu	ROU		Jules Gounon	FRA		Bentley Continental GT3	PRO	10	13	10	2:04.468	3.061	1.591		168.3
<b>PROAM</b>																			
1	20	SPS Automotive Performance	DEU	Valentin Pierburg	DEU		Tom Onslow-Cole	GBR		Mercedes AMG GT3	PROAM	1	22	16	2:00.842				173.4
2	16	Teo Martín Motorsport	ESP	Marcelo Hahn	BRA		Allam Khodair	BRA		McLaren 720 s	PROAM	2	17	16	2:01.231	0.389	0.389		172.8
3	90	Raton Racing by Target	ITA	Alberto Di Folco	ITA		Christoph Lenz	CHE		Lamborghini Huracan GT3 EVO	PROAM	3	23	23	2:01.636	0.794	0.405		172.3
4	75	Rowe Racing / SunEnergy1	DEU	Kenny Habul	AUS		Thomas Jäger	DEU		Mercedes AMG GT3	PROAM	4	21	20	2:01.804	0.962	0.168		172.0
5	96	Optimum Motorsport	GBR	Oliver Wilkinson	GBR		Bradley Ellis	GBR		Aston Martin GT3 AMR MY2019	PROAM	5	22	20	2:02.131	1.289	0.327		171.6
6	93	Spirit of Race / Tempesta	GBR	Christopher Froggatt	GBR		Edward Cheever III	ITA		Ferrari 488 GT3	PROAM	6	20	17	2:02.133	1.291	0.002		171.6
7	21	Spirit of Race	ITA	Duncan Cameron	GBR		Matt Griffin	IRL		Ferrari 488 GT3	PROAM	7	15	14	2:02.667	1.825	0.534		170.8
8	66	Vincenzo Sospiri Racing	ITA	Kang Ling	CHN		Frederik Schandorff	DNK		Lamborghini Huracan GT3	PROAM	8	22	20	2:02.888	2.046	0.221		170.5
<b>AM</b>																			
1	25	HTP Motorsport	DEU	Alexander Hrachowina	AUT		Martin Konrad	AUT		Mercedes AMG GT3	AM	1	24	18	2:01.777				172.1
2	99	Sports and You	PRT	António Coimbra	PRT		Luis Silva	PRT		Mercedes AMG GT3	AM	2	20	13	2:04.805	3.028	3.028		167.9

Published at:.....

Track Temp: 25.9 °C    Air Temp: 15.0 °C    Humidity: 66 %    Track Status: DRY

<b>Stewards:</b>	<b>Race Director:</b>	<b>Timekeeper:</b>
------------------	-----------------------	--------------------





**Paul Ricard**  
**International GT Open**  
**Private test - 2**  
**Lap Analysis**



**7**

1 Petru Razvan Umbrarescu Bentley Continental GT3  
 2 Jules Gounon Petri Corse

Lap	D	Time	Sector 1	Sector 2	Sector 3	T. Spd	Elapsed
1		16:05:20.054	16:03:45.031	39.774	55.249		16:05:20.054
2		2:07.065	34.675	38.661	53.729	249.4	16:07:27.119
3		8:41.144	P 34.582	38.791	7:27.771	248.8	16:16:08.263
4		2:24.005	51.456	38.858	53.691		16:18:32.268
5		2:06.780	35.032	38.285	53.463	248.2	16:20:39.048
6		2:05.935	34.366	38.213	53.356	247.7	16:22:44.983
7		2:05.432	34.560	37.913	52.959	250.0	16:24:50.415
8		5:47.727	P 34.773	38.340	4:34.614	248.8	16:30:38.142
9		2:28.530	53.810	38.785	55.935		16:33:06.672
10		<b>2:04.468</b>	34.280	37.666	52.522	249.4	16:35:11.140
11		5:52.792	P 34.778	38.291	4:39.723	247.7	16:41:03.932
12		10:39.493	P 55.507	41.303	9:02.683		16:51:43.425
13		2:26.125	53.601	40.063	<b>52.461</b>		16:54:09.550
14			<b>33.759</b>	<b>37.166</b>		248.2	

**10**

1 Miguel Ramos Mercedes AMG GT3  
 2 Fabrizio Crestani SPS Automotive Performance

Lap	D	Time	Sector 1	Sector 2	Sector 3	T. Spd	Elapsed
1		16:02:21.236	16:00:48.721	38.474	54.041		16:02:21.236
2		2:04.430	34.474	37.719	52.237	248.2	16:04:25.666
3		2:03.244	33.518	37.680	52.046	248.8	16:06:28.910
4		2:03.096	33.635	37.672	51.789	248.2	16:08:32.006
5		2:02.948	33.848	37.285	51.815	247.7	16:10:34.954
6		6:11.331	P 33.648	37.428	5:00.255	247.7	16:16:46.285
7		2:21.717	51.327	38.323	52.067		16:19:08.002
8		2:02.049	33.337	37.081	51.631	247.1	16:21:10.051
9		2:07.426	34.257	38.175	54.994	248.8	16:23:17.477
10		4:50.206	P 34.650	40.025	3:35.531	247.1	16:28:07.683
11		2:19.984	50.297	37.353	52.334		16:30:27.667
12		2:01.561	33.497	37.030	<b>51.034</b>	246.5	16:32:29.228
13		2:01.881	33.545	37.153	51.183	248.2	16:34:31.109
14		2:01.630	33.348	37.133	51.149	248.2	16:36:32.739
15		<b>2:01.465</b>	33.253	37.005	51.207	248.8	16:38:34.204
16		4:29.695	P 33.483	37.648	3:18.564	249.4	16:43:03.899
17		2:22.844	51.435	37.202	54.207		16:45:26.743
18		2:01.692	33.552	36.966	51.174	250.0	16:47:28.435
19		2:04.104	34.231	37.804	52.069	248.2	16:49:32.539
20		2:31.433	33.305	37.061	1:21.067	247.7	16:52:03.972
21		2:01.592	33.344	36.974	51.274	246.5	16:54:05.564
22			<b>33.191</b>	<b>36.827</b>		248.2	

**12**

1 Federico Leo Lamborghini Huracan GT3 EVO  
 2 Najiy Razak Ombra Racing

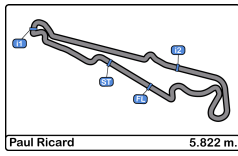
Lap	D	Time	Sector 1	Sector 2	Sector 3	T. Spd	Elapsed
1		16:05:08.986	16:03:30.230	39.139	59.617		16:05:08.986
2		2:06.173	34.207	37.558	54.408	248.2	16:07:15.159
3		2:08.471	34.109	37.872	56.490	248.2	16:09:23.630
4		2:19.005	P 34.129	37.695	1:07.181	247.7	16:11:42.635
5		4:22.235	2:50.060	38.019	54.156		16:16:04.870
6		2:05.856	34.411	37.590	53.855	248.2	16:18:10.726
7		2:04.448	34.212	37.444	52.792	247.7	16:20:15.174
8		2:13.616	P 34.459	37.570	1:01.587	248.8	16:22:28.790
9		4:32.208	3:02.141	37.490	52.577		16:27:00.998
10		2:04.568	34.315	37.600	52.653	249.4	16:29:05.566
11		2:03.794	33.958	37.282	52.554	249.4	16:31:09.360
12		2:10.970	P 33.857	37.270	59.843	249.4	16:33:20.330
13		4:20.001	2:50.589	37.311	52.101		16:37:40.331
14		<b>2:02.877</b>	33.753	<b>36.988</b>	52.136	248.2	16:39:43.208
15		2:07.140	33.911	37.173	56.056	248.8	16:41:50.348
16		2:11.558	P 34.012	37.218	1:00.328	248.8	16:44:01.906
17		4:43.548	3:10.672	38.021	54.855		16:48:45.454
18		2:03.735	33.978	37.374	52.383	247.7	16:50:49.189
19		2:02.969	<b>33.717</b>	37.161	<b>52.091</b>	247.7	16:52:52.158
20		2:03.286	33.739	37.288	52.259	247.7	16:54:55.444
21		2:49.288	P 34.421	38.768	1:36.099	247.7	16:57:44.732

**14**

1 Norbert Siedler Lamborghini Huracan GT3 EVO  
 2 Mikaël Grenier Emil Frey Racing

Lap	D	Time	Sector 1	Sector 2	Sector 3	T. Spd	Elapsed
1		16:03:04.289	16:01:25.250	42.015	57.024		16:03:04.289
2		2:05.379	34.551	38.007	52.821	245.4	16:05:09.668
3		2:07.023	33.904	38.531	54.588	248.8	16:07:16.691
4		2:03.822	33.767	37.332	52.723	248.2	16:09:20.513
5		2:08.310	34.169	37.989	56.152	248.2	16:11:28.823
6		2:05.238	33.721	37.742	53.775	248.8	16:13:34.061
7		2:02.866	33.677	37.282	51.907	246.5	16:15:36.927
8		12:49.041	P 34.329	42.105	11:32.607	247.7	16:28:25.968
9		2:21.903	50.735	37.800	53.368		16:30:47.871
10		2:05.112	33.645	37.377	54.090	246.5	16:32:52.983
11		2:03.195	33.741	37.461	51.993	247.1	16:34:56.178
12		2:03.458	33.876	37.382	52.200	247.7	16:36:59.636
13		2:02.710	33.726	37.255	51.729	247.1	16:39:02.346
14		2:02.473	33.559	37.215	51.699	247.7	16:41:04.819
15		6:21.040	P 33.530	37.303	5:10.207	248.2	16:47:25.859
16		2:28.856	52.982	42.226	53.648		16:49:54.715
17		2:01.947	33.454	37.139	<b>51.354</b>	247.1	16:51:56.662
18		<b>2:01.747</b>	33.347	<b>37.020</b>	51.380	247.1	16:53:58.409
19			<b>33.195</b>	37.058		247.1	





**Paul Ricard**  
International GT Open  
Private test - 2  
Lap Analysis



16							19									
1 Marcelo Hahn			McLaren 720 s				1 Jiatong Liang			Lamborghini Huracan GT3 EVO						
PROAM			2 Allam Khodair				Teo Martin Motorsport			PRO						
2 Allam Khodair			Teo Martin Motorsport				2 Raffaele Giammaria			Raton Racing by Target						
Lap	D	Time	Sector 1	Sector 2	Sector 3	T. Spd	Elapsed	Lap	D	Time	Sector 1	Sector 2	Sector 3	T. Spd	Elapsed	
1		16:13:38.149	16:12:04.243	39.213	54.693		16:13:38.149	1		16:04:08.424	16:02:32.289	41.957	54.178		16:04:08.424	
2		2:07.374	35.650	38.001	53.723	243.7	16:15:45.523	2		2:06.800	34.560	38.212	54.028	246.0	16:06:15.224	
3		2:07.925	36.160	38.030	53.735	217.3	16:17:53.448	3		2:04.886	33.946	37.731	53.209	245.4	16:08:20.110	
4		2:05.097	34.127	37.903	53.067	245.4	16:19:58.545	4		2:04.905	34.135	37.859	52.911	246.5	16:10:25.015	
5		2:04.782	34.362	37.733	52.687	242.6	16:22:03.327	5		2:04.791	34.196	37.908	52.687	245.4	16:12:29.806	
6		2:04.770	34.184	37.640	52.946	244.3	16:24:08.097	6		2:04.040	33.993	37.709	52.338	244.8	16:14:33.846	
7		2:05.659	34.244	38.084	53.331	244.3	16:26:13.756	7		4:09.015 P	36.930	38.924	2:53.161	246.0	16:18:42.861	
8		2:05.184	34.266	37.950	52.968	243.2	16:28:18.940	8		2:22.890	50.961	38.862	53.067		16:21:05.751	
9		3:38.209	34.193	37.560	2:26.456	242.1	16:31:57.149	9		2:03.372	33.568	37.482	52.322	245.4	16:23:09.123	
10		2:42.125 P	53.640	42.561	1:05.924	244.3	16:34:39.274	10		2:02.818	33.611	37.305	51.902	246.0	16:25:11.941	
11		8:38.895	7:08.730	37.590	52.575		16:43:18.169	11		2:02.414	33.330	37.355	51.729	246.0	16:27:14.355	
12		2:03.852	33.921	37.412	52.519	244.8	16:45:22.021	12		2:02.748	33.149	37.216	52.383	246.0	16:29:17.103	
13		2:04.040	34.110	37.396	52.534	242.1	16:47:26.061	13		4:28.629 P	33.877	37.928	3:16.824	246.0	16:33:45.732	
14		2:13.901 P	34.123	37.663	1:02.115	250.0	16:49:39.962	14		2:21.188	51.302	37.807	52.079		16:36:06.920	
15		3:34.264	2:06.201	36.733	51.330		16:53:14.226	15		2:02.629	33.489	37.299	51.841	246.5	16:38:09.549	
16		2:01.231	33.225	36.588	51.418	243.7	16:55:15.457	16		2:02.651	33.469	37.237	51.945	246.0	16:40:12.200	
17		2:32.433 P	34.220	36.781	1:21.432	244.8	16:57:47.890	17		2:02.696	33.394	37.306	51.996	246.0	16:42:14.896	
17							18									
1 Fran Rueda			McLaren 720 s				18			20						
PRO			2 Andrés Saravia				Teo Martin Motorsport			PROAM			2 Tom Onslow-Cole			
2 Andrés Saravia			Teo Martin Motorsport				20			2 Tom Onslow-Cole			SPS Automotive Performance			
Lap	D	Time	Sector 1	Sector 2	Sector 3	T. Spd	Elapsed	Lap	D	Time	Sector 1	Sector 2	Sector 3	T. Spd	Elapsed	
1		16:03:49.540 P	16:02:00.144	45.042	1:04.354		16:03:49.540	1		16:02:17.680	16:00:44.457	39.023	54.200		16:02:17.680	
2		7:31.418	5:59.672	38.527	53.219		16:11:20.958	2		2:04.380	34.129	37.591	52.660	247.1	16:04:22.060	
3		2:03.428	33.858	37.137	52.433	243.2	16:13:24.386	3		2:03.812	33.805	37.565	52.442	247.7	16:06:25.872	
4		2:03.833	34.087	37.284	52.462	243.7	16:15:28.219	4		2:03.504	33.274	37.631	52.599	247.1	16:08:29.376	
5		2:02.395	33.536	36.914	51.945	246.0	16:17:30.614	5		4:25.877 P	33.686	37.573	3:14.618	247.7	16:12:55.253	
6		2:12.815 P	34.404	38.544	59.867	250.0	16:19:43.429	6		2:28.047	53.989	39.482	54.576		16:15:23.300	
7		3:28.450	1:59.066	37.199	52.185		16:23:11.879	7		2:02.637	33.612	37.188	51.837	246.5	16:17:25.937	
8		2:02.867	34.252	36.930	51.685	241.0	16:25:14.746	8		2:02.462	33.680	37.095	51.687	246.5	16:19:28.399	
9		2:02.181	33.623	36.854	51.704	244.3	16:27:16.927	9		2:03.029	33.594	37.267	52.168	247.7	16:21:31.428	
10		2:02.353	33.731	36.842	51.780	237.3	16:29:19.280	10		2:03.146	33.604	37.244	52.298	248.8	16:23:34.574	
11		2:09.264	33.850	37.054	58.360	235.2	16:31:28.544	11		3:55.853 P	34.031	37.837	2:43.985	248.2	16:27:30.427	
12		2:01.979	33.782	36.750	51.447	244.3	16:33:30.523	12		2:28.426	52.239	37.891	58.296		16:29:58.853	
13		2:01.825	33.662	36.769	51.394	238.4	16:35:32.348	13		2:01.536	33.585	36.982	50.969	247.1	16:32:00.389	
14		2:01.407	33.628	36.622	51.157	244.3	16:37:33.755	14		2:01.220	33.279	36.966	50.975	249.4	16:34:01.609	
15		2:08.917 P	33.707	36.624	58.586	243.7	16:39:42.672	15		2:01.853	33.626	36.941	51.286	249.4	16:36:03.462	
								16		2:00.842	33.264	36.726	50.852	249.4	16:38:04.304	
								17		2:03.528	33.201	36.855	53.472	248.8	16:40:07.832	
								18		5:05.708 P	39.892	39.856	3:45.960	194.5	16:45:13.540	
								19		2:19.296	50.206	37.399	51.691		16:47:32.836	
								20		2:02.482	33.563	37.266	51.653	246.5	16:49:35.318	
								21		2:01.453	33.285	37.027	51.141	247.1	16:51:36.771	
								22		2:03.951	34.125	38.174	51.652	246.5	16:53:40.722	
								23			33.218	37.173		245.4		





**Paul Ricard**  
**International GT Open**  
**Private test - 2**  
**Lap Analysis**



**21**

1 Duncan Cameron

Ferrari 488 GT3

**26**

1 Eliseo Martínez

Lamborghini Huracan GT3

PROAM

2 Matt Griffin

Spirit of Race

PRO

2 Fabio Onidi

Lazarus Racing

Lap	D	Time	Sector 1	Sector 2	Sector 3	T. Spd	Elapsed	Lap	D	Time	Sector 1	Sector 2	Sector 3	T. Spd	Elapsed
1		16:05:03.393	16:03:24.859	41.308	57.226		16:05:03.393	1		16:02:30.556	16:00:54.334	40.868	55.354		16:02:30.556
2		2:10.356	36.088	39.632	54.636	248.2	16:07:13.749	2		2:07.411	35.057	38.659	53.695	243.2	16:04:37.967
3		2:06.031	34.784	38.049	53.198	247.7	16:09:19.780	3		2:05.051	34.374	37.870	52.807	250.5	16:06:43.018
4		2:05.920	34.583	38.088	53.249	248.8	16:11:25.700	4		2:05.732	34.646	38.252	52.834	247.7	16:08:48.750
5		5:58.615 P	34.635	38.609	4:45.371	248.8	16:17:24.315	5		2:13.852	35.813	43.300	54.739	248.8	16:11:02.602
6		2:24.131	52.707	38.519	52.905		16:19:48.446	6		2:07.783	34.323	40.220	53.240	249.4	16:13:10.385
7		2:03.449	33.952	37.466	52.031	248.8	16:21:51.895	7		2:04.146	34.080	37.551	52.515	251.7	16:15:14.531
8		2:03.434	33.773	37.361	52.300	249.4	16:23:55.329	8		2:04.990	33.970	37.627	53.393	244.8	16:17:19.521
9		2:03.476	33.759	37.516	52.201	251.1	16:25:58.805	9		2:04.113	34.238	37.239	52.636	250.0	16:19:23.634
10		2:03.384	33.837	37.388	52.159	248.2	16:28:02.189	10		2:04.926	33.987	37.379	53.560	250.0	16:21:28.560
11		9:06.667 P	33.923	38.155	7:54.589	248.8	16:37:08.856	11		2:17.091 P	34.145	37.928	1:05.018	247.7	16:23:45.651
12		2:20.628	50.671	37.694	52.263		16:39:29.484	12		4:19.481	2:49.170	37.670	52.641		16:28:05.132
13		2:02.939	33.822	37.252	51.865	248.2	16:41:32.423	13		2:04.062	34.223	37.646	52.193	250.5	16:30:09.194
14		<b>2:02.667</b>	33.729	37.309	<b>51.629</b>	248.8	16:43:35.090	14		2:10.315 P	33.767	37.085	59.463	244.8	16:32:19.509
15		2:02.864	<b>33.672</b>	<b>37.164</b>	52.028	249.4	16:45:37.954	15		4:20.414	2:44.004	43.466	52.944		16:36:39.923
16			33.928	37.316		250.0		16		<b>2:02.019</b>	<b>33.543</b>	<b>36.853</b>	<b>51.623</b>	246.0	16:38:41.942
17								17		2:02.570	33.691	36.880	51.999	248.2	16:40:44.512
18								18		2:03.390	33.980	37.503	51.907	250.0	16:42:47.902
19								19		2:12.529 P	33.629	37.278	1:01.622	245.4	16:45:00.431
20								20		3:14.345 P	1:37.351	37.245	59.749		16:48:14.776
21								21		3:04.902	1:35.109	37.246	52.547		16:51:19.678
22								22		2:03.145	33.762	37.148	52.235	250.0	16:53:22.823
23								23		2:11.469 P	33.781	38.350	59.338	247.7	16:55:34.292

**25**

1 Alexander Hrachowina

Mercedes AMG GT3

AM

2 Martin Konrad

HTP Motorsport

Lap	D	Time	Sector 1	Sector 2	Sector 3	T. Spd	Elapsed
1		16:02:51.430	16:01:15.791	40.412	55.227		16:02:51.430
2		2:08.967	34.965	38.914	55.088	250.5	16:05:00.397
3		2:05.904	34.688	37.851	53.365	249.4	16:07:06.301
4		2:05.686	34.489	37.860	53.337	248.8	16:09:11.987
5		2:05.637	34.225	37.621	53.791	249.4	16:11:17.624
6		2:05.221	34.412	37.752	53.057	248.2	16:13:22.845
7		2:07.238	34.625	37.624	54.989	248.2	16:15:30.083
8		2:05.233	34.366	37.654	53.213	248.8	16:17:35.316
9		2:05.555	34.705	37.451	53.399	248.8	16:19:40.871
10		2:04.808	34.270	37.397	53.141	248.2	16:21:45.679
11		2:15.166 P	34.306	37.394	1:03.466	248.8	16:24:00.845
12		5:02.772	3:32.185	37.596	52.991		16:29:03.617
13		2:03.553	33.949	37.285	52.319	243.7	16:31:07.170
14		2:03.744	34.165	37.277	52.302	249.4	16:33:10.914
15		2:16.278 P	34.150	37.411	1:04.717	250.5	16:35:27.192
16		4:28.664	2:54.777	38.191	55.696		16:39:55.856
17		2:02.596	33.577	37.263	51.756	249.4	16:41:58.452
18		<b>2:01.777</b>	<b>32.658</b>	37.476	51.643	248.8	16:44:00.229
19		2:02.371	33.567	37.154	51.650	248.8	16:46:02.600
20		2:02.608	34.005	37.200	51.403	249.4	16:48:05.208
21		2:02.020	33.597	37.182	<b>51.241</b>	249.4	16:50:07.228
22		2:02.158	33.529	<b>37.078</b>	51.551	248.8	16:52:09.386
23		2:02.092	33.576	37.132	51.384	249.4	16:54:11.478
24		2:10.716 P	34.816	37.111	58.789	242.1	16:56:22.194

**27**

1 Nicola De Marco

Lamborghini Huracan GT3

PRO

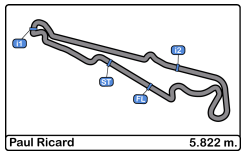
2 Nicolas Pohler

Lazarus Racing

Lap	D	Time	Sector 1	Sector 2	Sector 3	T. Spd	Elapsed
1		16:02:50.695	16:01:15.288	40.456	54.951		16:02:50.695
2		2:07.616	34.883	38.817	53.916	247.7	16:04:58.311
3		2:05.621	34.343	38.256	53.022	248.8	16:07:03.932
4		2:04.184	33.912	37.941	52.331	247.7	16:09:08.116
5		2:14.258	<b>32.486</b>	38.053	1:03.719	248.2	16:11:22.374
6		2:24.200 P	37.291	40.520	1:06.389	213.8	16:13:46.574
7		5:59.677	4:29.193	37.871	52.613		16:19:46.251
8		2:03.757	33.967	37.948	51.842	246.5	16:21:50.008
9		2:02.642	33.633	<b>37.296</b>	51.713	247.7	16:23:52.650
10		2:14.768 P	33.497	37.716	1:03.555	247.7	16:26:07.418
11		7:28.155	5:57.388	38.174	52.593		16:33:35.573
12		2:03.858	33.797	37.834	52.227	248.8	16:35:39.431
13		2:09.110	34.336	42.242	52.532	247.7	16:37:48.541
14		2:03.601	34.029	37.405	52.167	246.0	16:39:52.142
15		2:03.190	33.654	37.654	51.882	246.0	16:41:55.332
16		2:12.413 P	33.949	40.042	58.422	246.0	16:44:07.745
17		4:09.169	2:38.391	38.758	52.020		16:48:16.914
18		<b>2:02.611</b>	33.616	37.343	<b>51.652</b>	248.2	16:50:19.525
19		2:03.399	33.526	37.335	52.538	247.1	16:52:22.924
20		2:13.845	36.642	43.585	53.618	246.0	16:54:36.769
21		2:17.524 P	34.296	40.984	1:02.244	248.2	16:56:54.293







**Paul Ricard**  
**International GT Open**  
**Private test - 2**  
**Lap Analysis**



**59**

1 Martin Kodrić McLaren 720 s  
 2 Henrique Chaves Teo Martin Motorsport

**66**

1 Kang Ling Lamborghini Huracan GT3  
 2 Frederik Schandorff Vincenzo Sospiri Racing

Lap	D	Time	Sector 1	Sector 2	Sector 3	T. Spd	Elapsed	Lap	D	Time	Sector 1	Sector 2	Sector 3	T. Spd	Elapsed
1		16:04:17.339 P	16:02:31.568	40.833	1:04.938		16:04:17.339	1		16:02:40.498	16:01:08.678	38.494	53.326		16:02:40.498
2		2:22.289	51.565	37.521	53.203		16:06:39.628	2		2:05.105	34.569	37.670	52.866	247.7	16:04:45.603
3		2:03.920	34.151	37.595	52.174	241.0	16:08:43.548	3		2:04.181	34.118	37.674	52.389	248.2	16:06:49.784
4		2:03.296	33.974	37.340	51.982	242.1	16:10:46.844	4		2:04.480	34.078	37.844	52.558	248.8	16:08:54.264
5		2:05.158	34.378	38.488	52.292	242.6	16:12:52.002	5		2:03.831	33.917	37.549	52.365	250.5	16:10:58.095
6		2:03.137	33.831	37.269	52.037	239.4	16:14:55.139	6		2:11.492 P	34.176	37.896	59.420	248.8	16:13:09.587
7		2:13.279 P	33.753	37.329	1:02.197	238.4	16:17:08.418	7		5:37.479	4:02.447	38.347	56.685		16:18:47.066
8		3:59.900	2:30.071	37.816	52.013		16:21:08.318	8		2:03.297	33.870	37.555	51.872	248.2	16:20:50.363
9		2:04.080	34.525	37.612	51.943	242.1	16:23:12.398	9		2:03.226	33.700	37.443	52.083	248.8	16:22:53.589
10		2:03.213	34.067	37.286	51.860	244.3	16:25:15.611	10		2:09.562	37.028	37.880	54.654	241.0	16:25:03.151
11		2:10.552 P	33.746	37.311	59.495	242.6	16:27:26.163	11		2:03.023	33.613	37.440	51.970	250.5	16:27:06.174
12		5:14.478	3:42.784	39.269	52.425		16:32:40.641	12		2:10.857 P	33.669	37.494	59.694	249.4	16:29:17.031
13		2:02.261	33.723	37.311	51.227	243.2	16:34:42.902	13		5:33.220	4:02.326	38.087	52.807		16:34:50.251
14		2:01.929	33.449	36.957	51.523	243.7	16:36:44.831	14		2:04.073	34.034	37.631	52.408	248.2	16:36:54.324
15		2:01.724	33.396	37.028	51.300	242.1	16:38:46.555	15		2:03.430	33.614	37.535	52.281	246.5	16:38:57.754
16		2:01.516	33.522	36.732	51.262	244.3	16:40:48.071	16		2:03.344	33.807	37.380	52.157	248.2	16:41:01.098
17		2:09.421 P	33.680	37.133	58.608	243.7	16:42:57.492	17		2:17.509 P	35.295	41.547	1:00.667	249.4	16:43:18.607
18		3:35.765	2:04.603	38.798	52.364		16:46:33.257	18		5:01.706	3:31.164	38.183	52.359		16:48:20.313
19		2:02.632	33.619	37.013	52.000	245.4	16:48:35.889	19		2:04.896	33.762	37.383	53.751	247.1	16:50:25.209
20		2:02.155	33.755	37.063	51.337	244.8	16:50:38.044	20		2:02.888	33.797	37.157	51.934	248.2	16:52:28.097
21		2:04.332	33.427	37.081	53.824	244.3	16:52:42.376	21		2:02.906	33.672	37.233	52.001	248.2	16:54:31.003
22		2:02.261	33.585	36.951	51.725	244.3	16:54:44.637	22		2:19.654 P	36.539	40.403	1:02.712	248.2	16:56:50.657
23		2:14.173 P	36.005	39.100	59.068	245.4	16:56:58.810								

**63**

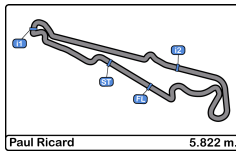
1 Albert Costa Lamborghini Huracan GT3 EVO  
 2 Giacomo Altoè Emil Frey Racing

**75**

1 Kenny Habul Mercedes AMG GT3  
 2 Thomas Jäger Rowe Racing / SunEnergy1 Racing

Lap	D	Time	Sector 1	Sector 2	Sector 3	T. Spd	Elapsed	Lap	D	Time	Sector 1	Sector 2	Sector 3	T. Spd	Elapsed
1		16:02:47.944	16:01:14.683	39.517	53.744		16:02:47.944	1		16:05:00.996	16:03:17.692	41.480	1:01.824		16:05:00.996
2		2:06.424	34.966	38.184	53.274	246.5	16:04:54.368	2		2:16.648	36.502	39.874	1:00.272	243.7	16:07:17.644
3		2:03.678	33.910	37.565	52.203	247.7	16:06:58.046	3		2:11.988	35.671	39.312	57.005	245.4	16:09:29.632
4		2:03.479	33.658	37.574	52.247	247.1	16:09:01.525	4		2:10.422	34.871	39.199	56.352	246.5	16:11:40.054
5		2:02.688	33.537	37.345	51.806	248.2	16:11:04.213	5		2:09.432	35.052	38.959	55.421	246.0	16:13:49.486
6		2:03.327	33.889	37.292	52.146	248.2	16:13:07.540	6		2:08.586	34.791	38.958	54.837	244.8	16:15:58.072
7		2:03.127	33.717	37.317	52.093	247.1	16:15:10.667	7		2:38.162 P	34.647	38.276	1:25.239	244.3	16:18:36.234
8		7:46.905 P	34.253	40.397	6:32.255	249.4	16:22:57.572	8		4:43.843	3:09.385	39.484	54.974		16:23:20.077
9		2:39.540	51.285	40.617	1:07.638		16:25:37.112	9		2:08.102	35.060	38.552	54.490	247.1	16:25:28.179
10		2:03.241	34.000	37.323	51.918	246.0	16:27:40.353	10		2:09.007	34.950	38.444	55.613	246.0	16:27:37.186
11		2:04.131	33.713	37.177	53.241	247.1	16:29:44.484	11		2:08.133	35.131	38.156	54.846	245.4	16:29:45.319
12		2:02.797	33.651	37.286	51.860	246.5	16:31:47.281	12		2:06.658	34.660	37.999	53.999	248.2	16:31:51.977
13		2:02.452	33.638	37.092	51.722	247.7	16:33:49.733	13		2:24.273 P	34.847	38.570	1:10.856	247.1	16:34:16.250
14		2:02.274	33.590	37.216	51.468	247.7	16:35:52.007	14		3:37.159	2:03.709	40.116	53.334		16:37:53.409
15		2:02.502	33.697	37.246	51.559	247.7	16:37:54.509	15		2:08.486	34.572	38.132	55.782	244.3	16:40:01.895
16		9:16.153 P	34.109	38.069	8:03.975	247.7	16:47:10.662	16		2:05.157	34.216	38.144	52.797	246.0	16:42:07.052
17		2:31.027	53.023	40.485	57.519		16:49:41.689	17		2:24.737 P	35.394	39.561	1:09.782	246.5	16:44:31.789
18		2:02.226	33.728	37.143	51.355	247.1	16:51:43.915	18		4:08.482	2:37.353	38.020	53.109		16:48:40.271
19		2:02.028	33.520	37.101	51.407	246.5	16:53:45.943	19		2:02.109	33.440	37.290	51.379	247.7	16:50:42.380
20		2:02.028	33.520	37.101	51.407	246.5	16:53:45.943	20		2:01.804	33.122	37.336	51.346	247.7	16:52:44.184
21		2:09.279 P	33.774	37.060		246.0		21		2:09.279 P	33.428	37.078	58.773	247.7	16:54:53.463





**Paul Ricard**  
**International GT Open**  
**Private test - 2**  
**Lap Analysis**



**90**

1 Alberto Di Folco  
 Lamborghini Huracan GT3 EVO  
 PROAM  
 2 Christoph Lenz  
 Raton Racing by Target

**96**

1 Oliver Wilkinson  
 Aston Martin GT3 AMR MY2019  
 PROAM  
 2 Bradley Ellis  
 Optimum Motorsport

Lap	D	Time	Sector 1	Sector 2	Sector 3	T. Spd	Elapsed
1		16:04:32.149	16:02:58.147	39.380	54.622		16:04:32.149
2		2:08.490	34.724	38.632	55.134	244.3	16:06:40.639
3		2:06.800	34.647	38.456	53.697	247.1	16:08:47.439
4		2:05.768	33.865	38.297	53.606	247.1	16:10:53.207
5		2:06.167	34.178	38.195	53.794	245.4	16:12:59.374
6		2:06.449	34.144	38.323	53.982	245.4	16:15:05.823
7		2:06.284	34.236	38.153	53.895	246.0	16:17:12.107
8		2:08.589	35.212	38.607	54.770	244.3	16:19:20.696
9		3:35.081 P	34.529	38.795	2:21.757	246.5	16:22:55.777
10		2:24.131	52.354	38.379	53.398		16:25:19.908
11		2:05.192	34.213	37.922	53.057	246.0	16:27:25.100
12		2:05.150	33.911	37.898	53.341	246.0	16:29:30.250
13		2:05.524	33.871	38.088	53.565	246.0	16:31:35.774
14		4:24.054 P	34.173	37.726	3:12.155	246.0	16:35:59.828
15		2:20.063	50.367	37.660	52.036		16:38:19.891
16		2:02.903	33.546	37.229	52.128	246.0	16:40:22.794
17		2:02.476	33.495	37.230	51.751	247.1	16:42:25.270
18		2:02.119	33.312	37.194	51.613	247.1	16:44:27.389
19		2:13.616	33.460	37.160	1:02.996	246.5	16:46:41.005
20		2:02.288	33.569	37.110	51.609	246.0	16:48:43.293
21		2:02.410	33.441	37.246	51.723	247.7	16:50:45.703
22		2:02.111	33.382	37.158	51.571	248.2	16:52:47.814
23		2:01.636	33.255	36.915	51.466	246.5	16:54:49.450
24			34.685	43.822		247.1	

Lap	D	Time	Sector 1	Sector 2	Sector 3	T. Spd	Elapsed
1		16:02:55.419	16:01:09.436	45.037	1:00.946		16:02:55.419
2		2:22.100	37.132	43.402	1:01.566	196.7	16:05:17.519
3		2:04.246	33.820	37.460	52.966	251.1	16:07:21.765
4		2:06.853	33.772	37.342	55.739	251.7	16:09:28.618
5		2:03.392	33.475	37.491	52.426	251.1	16:11:32.010
6		2:18.514 P	34.687	38.461	1:05.366	251.1	16:13:50.524
7		4:22.650	2:46.425	39.294	56.931		16:18:13.174
8		2:07.036	34.809	38.008	54.219	250.0	16:20:20.210
9		2:06.779	34.721	38.010	54.048	251.1	16:22:26.989
10		2:09.549	34.736	37.887	56.926	251.1	16:24:36.538
11		2:07.389	34.741	38.443	54.205	250.0	16:26:43.927
12		2:06.018	34.682	38.022	53.314	250.0	16:28:49.945
13		2:06.203	34.570	37.880	53.753	250.5	16:30:56.148
14		2:05.684	34.758	37.755	53.171	250.5	16:33:01.832
15		2:15.423 P	34.486	37.855	1:03.082	251.7	16:35:17.255
16		5:35.538	4:06.071	37.335	52.132		16:40:52.793
17		2:02.760	33.506	37.290	51.964	251.7	16:42:55.553
18		2:11.447 P	33.617	37.297	1:00.533	251.7	16:45:07.000
19		4:37.981	3:08.002	37.377	52.602		16:49:44.981
20		2:02.131	33.359	37.050	51.722	252.3	16:51:47.112
21		2:05.156	33.403	38.669	53.084	252.3	16:53:52.268
22		2:13.487 P	33.341	37.214	1:02.932	251.1	16:56:05.755

**93**

1 Christopher Froggatt  
 Ferrari 488 GT3  
 PROAM  
 2 Edward Cheever III  
 Spirit of Race / Tempesta Racing

**99**

1 António Coimbra  
 Mercedes AMG GT3  
 AM  
 2 Luis Silva  
 Sports and You

Lap	D	Time	Sector 1	Sector 2	Sector 3	T. Spd	Elapsed
1		16:04:39.843	16:03:04.049	39.941	55.853		16:04:39.843
2		2:06.319	34.657	38.178	53.484	247.1	16:06:46.162
3		2:05.310	34.428	37.869	53.013	247.1	16:08:51.472
4		2:06.041	34.256	38.578	53.207	248.8	16:10:57.513
5		2:04.691	34.265	37.900	52.526	247.7	16:13:02.204
6		2:07.846	34.704	39.430	53.712	247.7	16:15:10.050
7		2:04.078	34.173	37.532	52.373	248.2	16:17:14.128
8		2:11.373	34.308	40.905	56.160	247.1	16:19:25.501
9		2:07.752	34.274	37.614	55.864	248.2	16:21:33.253
10		3:56.807 P	34.158	37.478	2:45.171	249.4	16:25:30.060
11		2:27.899	55.057	39.110	53.732		16:27:57.959
12		2:04.155	34.098	37.394	52.663	247.7	16:30:02.114
13		2:03.720	34.139	37.482	52.099	248.8	16:32:05.834
14		2:03.798	34.082	37.452	52.264	248.8	16:34:09.632
15		4:27.283 P	35.232	42.072	3:09.979	248.2	16:38:36.915
16		2:19.516	50.360	37.214	51.942		16:40:56.431
17		2:02.133	33.455	36.963	51.715	250.0	16:42:58.564
18		6:45.596 P	35.272	38.385	5:31.939	250.5	16:49:44.160
19		2:29.318	55.099	40.913	53.306		16:52:13.478
20		2:04.746	34.655	37.423	52.668	249.4	16:54:18.224
21			34.026	39.623		248.2	

Lap	D	Time	Sector 1	Sector 2	Sector 3	T. Spd	Elapsed
1		16:05:25.405	16:03:49.827	40.139	55.439		16:05:25.405
2		2:08.649	35.622	38.453	54.574	247.7	16:07:34.054
3		2:07.074	35.118	38.399	53.557	247.7	16:09:41.128
4		2:07.472	35.003	38.610	53.859	247.7	16:11:48.600
5		6:25.745 P	35.339	38.480	5:11.926	247.7	16:18:14.345
6		2:27.828	52.239	41.481	54.108		16:20:42.173
7		2:06.575	34.926	38.330	53.319	247.1	16:22:48.748
8		2:05.685	34.511	38.101	53.073	248.8	16:24:54.433
9		2:05.955	34.523	38.052	53.380	246.5	16:27:00.388
10		2:06.401	34.490	38.480	53.431	245.4	16:29:06.789
11		2:05.537	34.599	37.857	53.081	248.2	16:31:12.326
12		2:05.455	34.554	37.844	53.057	247.1	16:33:17.781
13		2:04.805	34.439	37.780	52.586	247.1	16:35:22.586
14		6:16.588 P	34.704	37.884	5:04.000	246.5	16:41:39.174
15		2:28.642	54.181	39.270	55.191		16:44:07.816
16		2:08.520	34.631	38.724	55.165	246.5	16:46:16.336
17		2:05.899	34.848	37.951	53.100	247.7	16:48:22.235
18		2:06.257	34.750	38.018	53.489	246.0	16:50:28.492
19		2:05.914	34.400	37.743	53.771	248.2	16:52:34.406
20		2:04.940	34.211	37.722	53.007	248.8	16:54:39.346
21			41.714	46.599		198.8	





**Paul Ricard**  
**International GT Open**  
**Private test - 2**  
**Best Sectors Results**



Sector - 1				Sector - 2				Sector - 3				Ideal Lap vs Best Lap				
Clas	Nº	Driver	Time	Nº	Driver	Time	Nº	Driver	Time	Clas	Nº	Driver	Ideal Lap	Best Lap	Clas	
1	27	De Marco - Pohler	32.486	16	Hahn - Khodair	36.588	20	Pierburg - Onslow-Cole	50.852	1	20	Pierburg - Onslow-Cole	2:00.779	2:00.842	1	
2	25	Hrachowina - Konrad	32.658	17	Rueda - Saravia	36.622	10	Ramos - Crestani	51.034	2	25	Hrachowina - Konrad	2:00.977	2:01.777	8	
3	75	Habul - Jäger	33.122	20	Pierburg - Onslow-Cole	36.726	17	Rueda - Saravia	51.157	3	10	Ramos - Crestani	2:01.052	2:01.465	4	
4	19	Liang - Giammaria	33.149	59	Kodrić - Chaves	36.732	59	Kodrić - Chaves	51.227	4	16	Hahn - Khodair	2:01.143	2:01.231	2	
5	10	Ramos - Crestani	33.191	10	Ramos - Crestani	36.827	25	Hrachowina - Konrad	51.241	5	17	Rueda - Saravia	2:01.315	2:01.407	3	
6	14	Siedler - Grenier	33.195	26	Martínez - Onidi	36.853	16	Hahn - Khodair	51.330	6	59	Kodrić - Chaves	2:01.355	2:01.516	5	
7	20	Pierburg - Onslow-Cole	33.201	90	Di Folco - Lenz	36.915	75	Habul - Jäger	51.346	7	27	De Marco - Pohler	2:01.434	2:02.611	15	
8	16	Hahn - Khodair	33.225	93	Froggatt - Cheever III	36.963	14	Siedler - Grenier	51.354	8	75	Habul - Jäger	2:01.546	2:01.804	9	
9	90	Di Folco - Lenz	33.255	12	Leo - Razak	36.988	63	Costa - Altoè	51.355	9	14	Siedler - Grenier	2:01.569	2:01.747	7	
10	96	Wilkinson - Ellis	33.341	14	Siedler - Grenier	37.020	90	Di Folco - Lenz	51.466	10	90	Di Folco - Lenz	2:01.636	2:01.636	6	
11	59	Kodrić - Chaves	33.396	96	Wilkinson - Ellis	37.050	19	Liang - Giammaria	51.534	11	19	Liang - Giammaria	2:01.768	2:01.921	10	
12	93	Froggatt - Cheever III	33.455	63	Costa - Altoè	37.060	26	Martínez - Onidi	51.623	12	63	Costa - Altoè	2:01.935	2:02.028	12	
13	63	Costa - Altoè	33.520	25	Hrachowina - Konrad	37.078	21	Cameron - Griffin	51.629	13	26	Martínez - Onidi	2:02.019	2:02.019	11	
14	17	Rueda - Saravia	33.536	75	Habul - Jäger	37.078	27	De Marco - Pohler	51.652	14	96	Wilkinson - Ellis	2:02.113	2:02.131	13	
15	26	Martínez - Onidi	33.543	19	Liang - Giammaria	37.085	93	Froggatt - Cheever III	51.715	15	93	Froggatt - Cheever III	2:02.133	2:02.133	14	
16	66	Ling - Schandorff	33.613	66	Ling - Schandorff	37.157	96	Wilkinson - Ellis	51.722	16	21	Cameron - Griffin	2:02.465	2:02.667	16	
17	21	Cameron - Griffin	33.672	21	Cameron - Griffin	37.164	66	Ling - Schandorff	51.872	17	66	Ling - Schandorff	2:02.642	2:02.888	18	
18	12	Leo - Razak	33.717	7	Razvan Umbrurescu - Jules Gounon	37.166	12	Leo - Razak	52.091	18	12	Leo - Razak	2:02.796	2:02.877	17	
19	7	Razvan Umbrurescu - Jules Gounon	33.759	27	De Marco - Pohler	37.296	7	Razvan Umbrurescu - Jules Gounon	52.461	19	7	Razvan Umbrurescu - Jules Gounon	2:03.386	2:04.468	19	
20	99	Coimbra - Silva	34.211	99	Coimbra - Silva	37.722	99	Coimbra - Silva	52.586	20	99	Coimbra - Silva	2:04.519	2:04.805	20	







**Paul Ricard**  
**International GT Open**  
**Private test - 2**  
**Best 5 Lap Times**



Cl	Nº	Entrant/Team	Nat	Driver 1	Nat	Status	Driver 2	Nat	Status	Vehicle	Cat	Cl	Best 1		Best 2		Best 3		Best 4		Best 5	
													Time	Lap	Time	Lap	Time	Lap	Time	Lap	Time	Lap
1	20	SPS Automotive Performance	DEU	Valentin Pierburg	DEU		Tom Onslow-Cole	GBR		Mercedes AMG GT3	PROAM	1	2:00.842	16	2:01.220	14	2:01.453	21	2:01.536	13	2:01.853	15
2	16	Teo Martín Motorsport	ESP	Marcelo Hahn	BRA		Allam Khodair	BRA		McLaren 720 s	PROAM	2	2:01.231	16	2:03.852	12	2:04.040	13	2:04.770	6	2:04.782	5
3	17	Teo Martín Motorsport	ESP	Fran Rueda	ESP		Andrés Saravia	ITA		McLaren 720 s	PRO	1	2:01.407	14	2:01.825	13	2:01.979	12	2:02.181	9	2:02.353	10
4	10	SPS Automotive Performance	DEU	Miguel Ramos	PRT		Fabrizio Crestani	ITA		Mercedes AMG GT3	PRO	2	2:01.465	15	2:01.561	12	2:01.592	21	2:01.630	14	2:01.692	18
5	59	Teo Martín Motorsport	ESP	Martin Kodrić	HRV		Henrique Chaves	PRT		McLaren 720 s	PRO	3	2:01.516	16	2:01.724	15	2:01.929	14	2:02.155	20	2:02.261	13
6	90	Raton Racing by Target	ITA	Alberto Di Folco	ITA		Christoph Lenz	CHE		Lamborghini Huracan GT3	PROAM	3	2:01.636	23	2:02.111	22	2:02.119	18	2:02.288	20	2:02.410	21
7	14	Emil Frey Racing	CHE	Norbert Siedler	AUT		Mikaël Grenier	CAN		Lamborghini Huracan GT3	PRO	4	2:01.747	18	2:01.947	17	2:02.473	14	2:02.710	13	2:02.866	7
8	25	HTP Motorsport	DEU	Alexander Hrachowina	AUT		Martin Konrad	AUT		Mercedes AMG GT3	AM	1	2:01.777	18	2:02.020	21	2:02.092	23	2:02.158	22	2:02.371	19
9	75	Rowe Racing / SunEnergy1	DEU	Kenny Habul	AUS		Thomas Jäger	DEU		Mercedes AMG GT3	PROAM	4	2:01.804	20	2:02.109	19	2:05.157	16	2:06.658	12	2:08.102	9
10	19	Raton Racing by Target	ITA	Jiatong Liang	CHN		Raffaele Giammaria	ITA		Lamborghini Huracan GT3	PRO	5	2:01.921	22	2:02.237	21	2:02.246	19	2:02.308	18	2:02.414	11
11	26	Lazarus Racing	ITA	Eliseo Martínez	ESP		Fabio Onidi	ITA		Lamborghini Huracan GT3	PRO	6	2:02.019	16	2:02.570	17	2:03.145	22	2:03.390	18	2:04.062	13
12	63	Emil Frey Racing	CHE	Albert Costa	ESP		Giacomo Altoè	ITA		Lamborghini Huracan GT3	PRO	7	2:02.028	19	2:02.226	18	2:02.274	14	2:02.452	13	2:02.502	15
13	96	Optimum Motorsport	GBR	Oliver Wilkinson	GBR		Bradley Ellis	GBR		Aston Martin GT3 AMR	PROAM	5	2:02.131	20	2:02.760	17	2:03.392	5	2:04.246	3	2:05.156	21
14	93	Spirit of Race / Tempesta	GBR	Christopher Froggatt	GBR		Edward Cheever III	ITA		Ferrari 488 GT3	PROAM	6	2:02.133	17	2:03.720	13	2:03.798	14	2:04.078	7	2:04.155	12
15	27	Lazarus Racing	ITA	Nicola De Marco	ITA		Nicolas Pohler	DEU		Lamborghini Huracan GT3	PRO	8	2:02.611	18	2:02.642	9	2:03.190	15	2:03.399	19	2:03.601	14
16	21	Spirit of Race	ITA	Duncan Cameron	GBR		Matt Griffin	IRE		Ferrari 488 GT3	PROAM	7	2:02.667	14	2:02.864	15	2:02.939	13	2:03.384	10	2:03.434	8
17	12	Ombra Racing	ITA	Federico Leo	ITA		Najiy Razak	MYS		Lamborghini Huracan GT3	PRO	9	2:02.877	14	2:02.969	19	2:03.286	20	2:03.735	18	2:03.794	11
18	66	Vincenzo Sospiri Racing	ITA	Kang Ling	CHN		Frederik Schandorff	DNK		Lamborghini Huracan GT3	PROAM	8	2:02.888	20	2:02.906	21	2:03.023	11	2:03.226	9	2:03.297	8
19	7	Petri Corse	ITA	Petru Razvan Umbrarescu	ROU		Jules Gounon	FRA		Bentley Continental GT3	PRO	10	2:04.468	10	2:05.432	7	2:05.935	6	2:06.780	5	2:07.065	2
20	99	Sports and You	PRT	António Coimbra	PRT		Luis Silva	PRT		Mercedes AMG GT3	AM	2	2:04.805	13	2:04.940	20	2:05.455	12	2:05.537	11	2:05.685	8





**Paul Ricard**  
**International GT Open**  
**Private test - 2**  
**Best 5 Top Speeds**



Paul Ricard 5.822 m.

Cl	Nº	Entrant/Team	Nat	Driver 1	Nat	Status	Driver 2	Nat	Status	Vehicle	Cat	Cl	Top 1		Top 2		Top 3		Top 4		Top 5		Avg
													Km/h	Lap	Km/h	Lap	Km/h	Lap	Km/h	Lap	Km/h	Lap	
1	96	Optimum Motorsport	GBR	Oliver Wilkinson	GBR		Bradley Ellis	GBR		Aston Martin GT3 AMR	PROAM	1	252.3	20	252.3	21	251.7	4	251.7	15	251.7	17	251.9
2	26	Lazarus Racing	ITA	Eliseo Martínez	ESP		Fabio Onidi	ITA		Lamborghini Huracan GT3	PRO	1	251.7	7	250.5	3	250.5	13	250.0	9	250.0	10	250.5
3	21	Spirit of Race	ITA	Duncan Cameron	GBR		Matt Griffin	IRE		Ferrari 488 GT3	PROAM	2	251.1	9	250.0	16	249.4	8	249.4	15	248.8	4	249.7
4	25	HTP Motorsport	DEU	Alexander Hrachowina	AUT		Martin Konrad	AUT		Mercedes AMG GT3	AM	1	250.5	2	250.5	15	249.4	3	249.4	5	249.4	14	249.8
5	66	Vincenzo Sospiri Racing	ITA	Kang Ling	CHN		Frederik Schandorff	DNK		Lamborghini Huracan GT3	PROAM	3	250.5	5	250.5	11	249.4	12	249.4	17	248.8	4	249.7
6	93	Spirit of Race / Tempesta	GBR	Christopher Froggatt	GBR		Edward Cheever III	ITA		Ferrari 488 GT3	PROAM	4	250.5	18	250.0	17	249.4	10	249.4	20	248.8	4	249.6
7	7	Petri Corse	ITA	Petru Razvan Umbrarescu	ROU		Jules Gounon	FRA		Bentley Continental GT3	PRO	2	250.0	7	249.4	2	249.4	10	248.8	3	248.8	8	249.3
8	10	SPS Automotive Performance	DEU	Miguel Ramos	PRT		Fabrizio Crestani	ITA		Mercedes AMG GT3	PRO	3	250.0	18	249.4	16	248.8	3	248.8	9	248.8	15	249.1
9	16	Teo Martín Motorsport	ESP	Marcelo Hahn	BRA		Allam Khodair	BRA		McLaren 720 s	PROAM	5	250.0	14	245.4	4	244.8	12	244.8	17	244.3	6	245.9
10	17	Teo Martín Motorsport	ESP	Fran Rueda	ESP		Andrés Saravia	GTN		McLaren 720 s	PRO	4	250.0	6	246.0	5	244.3	9	244.3	12	244.3	14	245.8
11	12	Ombra Racing	ITA	Federico Leo	ITA		Najiy Razak	MYS		Lamborghini Huracan GT3	PRO	5	249.4	10	249.4	11	249.4	12	248.8	8	248.8	15	249.1
12	20	SPS Automotive Performance	DEU	Valentin Pierburg	DEU		Tom Onslow-Cole	GBR		Mercedes AMG GT3	PROAM	6	249.4	14	249.4	15	249.4	16	248.8	10	248.8	17	249.1
13	63	Emil Frey Racing	CHE	Albert Costa	ESP		Giacomo Altoè	ITA		Lamborghini Huracan GT3	PRO	6	249.4	8	248.2	5	248.2	6	247.7	3	247.7	13	248.2
14	14	Emil Frey Racing	CHE	Norbert Siedler	AUT		Mikaël Grenier	CAN		Lamborghini Huracan GT3	PRO	7	248.8	3	248.8	6	248.2	4	248.2	5	248.2	15	248.5
15	27	Lazarus Racing	ITA	Nicola De Marco	ITA		Nicolas Pohler	DEU		Lamborghini Huracan GT3	PRO	8	248.8	3	248.8	12	248.2	5	248.2	18	248.2	21	248.5
16	99	Sports and You	PRT	António Coimbra	PRT		Luis Silva	PRT		Mercedes AMG GT3	AM	2	248.8	8	248.8	20	248.2	11	248.2	19	247.7	2	248.3
17	75	Rowe Racing / SunEnergy1	DEU	Kenny Habul	AUS		Thomas Jäger	DEU		Mercedes AMG GT3	PROAM	7	248.2	12	247.7	19	247.7	20	247.7	21	247.1	9	247.7
18	90	Raton Racing by Target	ITA	Alberto Di Folco	ITA		Christoph Lenz	CHE		Lamborghini Huracan GT3	PROAM	8	248.2	22	247.7	21	247.1	3	247.1	4	247.1	17	247.4
19	19	Raton Racing by Target	ITA	Jiatong Liang	CHN		Raffaele Giammaria	ITA		Lamborghini Huracan GT3	PRO	9	247.1	18	247.1	21	246.5	4	246.5	15	246.5	20	246.8
20	59	Teo Martín Motorsport	ESP	Martin Kodrić	PRT		Henrique Chaves	PRT		McLaren 720 s	PRO	10	245.4	19	245.4	23	244.8	20	244.3	10	244.3	16	244.8





**Paul Ricard**  
**International GT Open**  
**Private test - 2**  
**Fastest Laps Sequence**



Lap	Time of Day	Session Time	Nº	Entrant/Team	Nat	Driver 1	Nat	Status	Driver 2	Nat	Status	Vehicle	Cat	Time	Km/h
2	16:04:22.060	4:22.060	20	SPS Automotive Performance	DEU	Valentin Pierburg	DEU		Tom Onslow-Cole	GBR		Mercedes AMG GT3	PROAM	2:04.380	168.5
3	16:06:25.872	6:25.872	20	SPS Automotive Performance	DEU	Valentin Pierburg	DEU		Tom Onslow-Cole	GBR		Mercedes AMG GT3	PROAM	2:03.812	169.2
3	16:06:28.910	6:28.910	10	SPS Automotive Performance	DEU	Miguel Ramos	PRT		Fabrizio Crestani	ITA		Mercedes AMG GT3	PRO	2:03.244	170.0
4	16:08:32.006	8:32.006	10	SPS Automotive Performance	DEU	Miguel Ramos	PRT		Fabrizio Crestani	ITA		Mercedes AMG GT3	PRO	2:03.096	170.2
5	16:10:34.954	10:34.954	10	SPS Automotive Performance	DEU	Miguel Ramos	PRT		Fabrizio Crestani	ITA		Mercedes AMG GT3	PRO	2:02.948	170.4
5	16:11:04.213	11:04.213	63	Emil Frey Racing	CHE	Albert Costa	ESP		Giacomo Altoè	ITA		Lamborghini Huracan GT3	PRO	2:02.688	170.8
7	16:17:25.937	17:25.937	20	SPS Automotive Performance	DEU	Valentin Pierburg	DEU		Tom Onslow-Cole	GBR		Mercedes AMG GT3	PROAM	2:02.637	170.9
5	16:17:30.614	17:30.614	17	Teo Martín Motorsport	ESP	Fran Rueda	ESP		Andrés Saravia	GTM		McLaren 720 s	PRO	2:02.395	171.2
8	16:21:10.051	21:10.051	10	SPS Automotive Performance	DEU	Miguel Ramos	PRT		Fabrizio Crestani	ITA		Mercedes AMG GT3	PRO	2:02.049	171.7
13	16:32:00.389	32:00.389	20	SPS Automotive Performance	DEU	Valentin Pierburg	DEU		Tom Onslow-Cole	GBR		Mercedes AMG GT3	PROAM	2:01.536	172.4
14	16:34:01.609	34:01.609	20	SPS Automotive Performance	DEU	Valentin Pierburg	DEU		Tom Onslow-Cole	GBR		Mercedes AMG GT3	PROAM	2:01.220	172.9
16	16:38:04.304	38:04.304	20	SPS Automotive Performance	DEU	Valentin Pierburg	DEU		Tom Onslow-Cole	GBR		Mercedes AMG GT3	PROAM	2:00.842	173.4





**Paul Ricard**  
**International GT Open**  
**Private test - 2**  
**Event Best Maximum Speed**



Nº	Entrant/Team	Nat	Driver 1	Nat	Status	Driver 2	Nat	Status	Vehicle	Cat	Km/h	Session
16	Teo Martín Motorsport	ESP	Marcelo Hahn	BRA		Allam Khodair	BRA		McLaren 720 s	PROAM	257.7	Private test - 1
17	Teo Martín Motorsport	ESP	Fran Rueda	ESP		Andrés Saravia	GTM		McLaren 720 s	PRO	255.9	Private test - 1
59	Teo Martín Motorsport	ESP	Martin Kodrić	HRV		Henrique Chaves	PRT		McLaren 720 s	PRO	255.3	Private test - 1
96	Optimum Motorsport	GBR	Oliver Wilkinson	GBR		Bradley Ellis	GBR		Aston Martin GT3 AMR	PROAM	253.5	Private test - 1
26	Lazarus Racing	ITA	Eliseo Martínez	ESP		Fabio Onidi	ITA		Lamborghini Huracan GT3	PRO	251.7	Private test - 1
7	Petri Corse	ITA	Petru Razvan Umbrurescu	ROU		Jules Gounon	ITA		Bentley Continental GT3	PRO	251.7	Private test - 1
93	Spirit of Race / Tempesta	GBR	Christopher Froggatt	GBR		Edward Cheever III	ITA		Ferrari 488 GT3	PROAM	251.7	Private test - 1
21	Spirit of Race	ITA	Duncan Cameron	GBR		Matt Griffin	IRL		Ferrari 488 GT3	PROAM	251.1	Private test - 2
25	HTP Motorsport	DEU	Alexander Hrachowina	AUT		Martin Konrad	AUT		Mercedes AMG GT3	AM	250.5	Private test - 2
66	Vincenzo Sospiri Racing	ITA	Kang Ling	CHN		Frederik Schandorff	DNK		Lamborghini Huracan GT3	PROAM	250.5	Private test - 2
10	SPS Automotive Performance	DEU	Miguel Ramos	PRT		Fabrizio Crestani	ITA		Mercedes AMG GT3	PRO	250.0	Private test - 1
20	SPS Automotive Performance	DEU	Valentin Pierburg	DEU		Tom Onslow-Cole	GBR		Mercedes AMG GT3	PROAM	250.0	Private test - 1
90	Raton Racing by Target	ITA	Alberto Di Folco	ITA		Christoph Lenz	CHE		Lamborghini Huracan GT3	PROAM	250.0	Private test - 1
27	Lazarus Racing	ITA	Nicola De Marco	ITA		Nicolas Pohler	DEU		Lamborghini Huracan GT3	PRO	250.0	Private test - 1
63	Emil Frey Racing	CHE	Albert Costa	ESP		Giacomo Altoè	ITA		Lamborghini Huracan GT3	PRO	249.4	Private test - 1
12	Ombra Racing	ITA	Federico Leo	ITA		Najiy Razak	MYS		Lamborghini Huracan GT3	PRO	249.4	Private test - 1
14	Emil Frey Racing	CHE	Norbert Siedler	AUT		Mikaël Grenier	CAN		Lamborghini Huracan GT3	PRO	249.4	Private test - 1
75	Rowe Racing / SunEnergy1	DEU	Kenny Habul	AUS		Thomas Jäger	DEU		Mercedes AMG GT3	PROAM	249.4	Private test - 1
99	Sports and You	PRT	António Coimbra	PRT		Luis Silva	PRT		Mercedes AMG GT3	AM	249.4	Private test - 1
19	Raton Racing by Target	ITA	Jiatong Liang	CHN		Raffaele Giammaria	ITA		Lamborghini Huracan GT3	PRO	249.4	Private test - 1





**Paul Ricard**  
**International GT Open**  
**Private test - 2**  
**Pit Stop Analysis**



**7** Petru Razvan Umbrurescu PRO Petri Corse  
 Jules Gounon Bentley Continental GT3

Nr.	In Day Time	In Time	Out Time	Pit Time	T. Pit Time	Handicap	Penalty
1	16:09:31.819	16:09:31.819	16:16:25.538	6:53.719	6:53.719		

**10** Miguel Ramos PRO SPS Automotive Performance  
 Fabrizio Crestani Mercedes AMG GT3

Nr.	In Day Time	In Time	Out Time	Pit Time	T. Pit Time	Handicap	Penalty
1	16:12:40.560	16:12:40.560	16:17:03.525	4:22.965	4:22.965		

**12** Federico Leo PRO Ombra Racing  
 Najiy Razak Lamborghini Huracan GT3 EVO

Nr.	In Day Time	In Time	Out Time	Pit Time	T. Pit Time	Handicap	Penalty
1	16:11:31.991	16:11:31.991	16:13:58.188	2:26.197	2:26.197		

**17** Fran Rueda PRO Teo Martin Motorsport  
 Andrés Saravia McLaren 720 s

Nr.	In Day Time	In Time	Out Time	Pit Time	T. Pit Time	Handicap	Penalty
1	16:03:40.947	16:03:40.947	16:09:14.088	5:33.141	5:33.141		

**20** Valentin Pierburg PROAM SPS Automotive Performance  
 Tom Onslow-Cole Mercedes AMG GT3

Nr.	In Day Time	In Time	Out Time	Pit Time	T. Pit Time	Handicap	Penalty
1	16:10:30.895	16:10:30.895	16:13:12.317	2:41.422	2:41.422		

**21** Duncan Cameron PROAM Spirit of Race  
 Matt Griffin Ferrari 488 GT3

Nr.	In Day Time	In Time	Out Time	Pit Time	T. Pit Time	Handicap	Penalty
1	16:13:31.722	16:13:31.722	16:17:41.335	4:09.613	4:09.613		

**27** Nicola De Marco PRO Lazarus Racing  
 Nicolas Pohler Lamborghini Huracan GT3

Nr.	In Day Time	In Time	Out Time	Pit Time	T. Pit Time	Handicap	Penalty
1	16:13:36.905	16:13:36.905	16:17:40.072	4:03.167	4:03.167		

**59** Martin Kodrić PRO Teo Martin Motorsport  
 Henrique Chaves McLaren 720 s

Nr.	In Day Time	In Time	Out Time	Pit Time	T. Pit Time	Handicap	Penalty
1	16:04:06.489	16:04:06.489	16:04:34.758	28.269	28.269		

**66** Kang Ling PROAM Vincenzo Sospiri Racing  
 Frederik Schandorff Lamborghini Huracan GT3

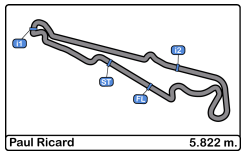
Nr.	In Day Time	In Time	Out Time	Pit Time	T. Pit Time	Handicap	Penalty
1	16:13:00.934	16:13:00.934	16:16:37.548	3:36.614	3:36.614		

**96** Oliver Wilkinson PROAM Optimum Motorsport  
 Bradley Ellis Aston Martin GT3 AMR MY2019

Nr.	In Day Time	In Time	Out Time	Pit Time	T. Pit Time	Handicap	Penalty
1	16:13:39.825	16:13:39.825	16:15:59.249	2:19.424	2:19.424		



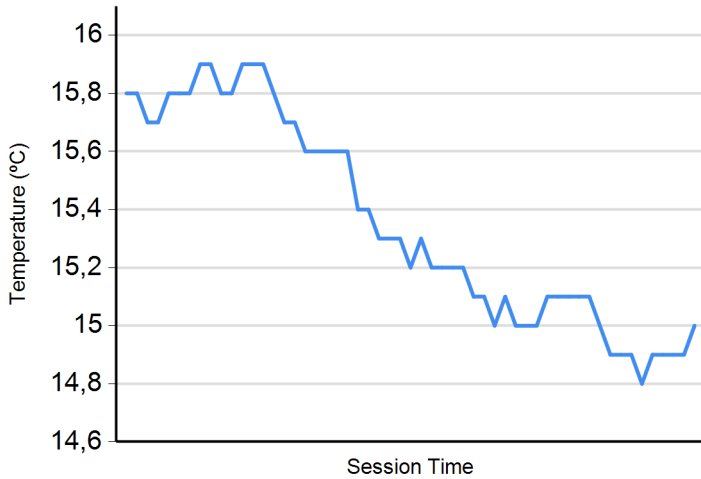




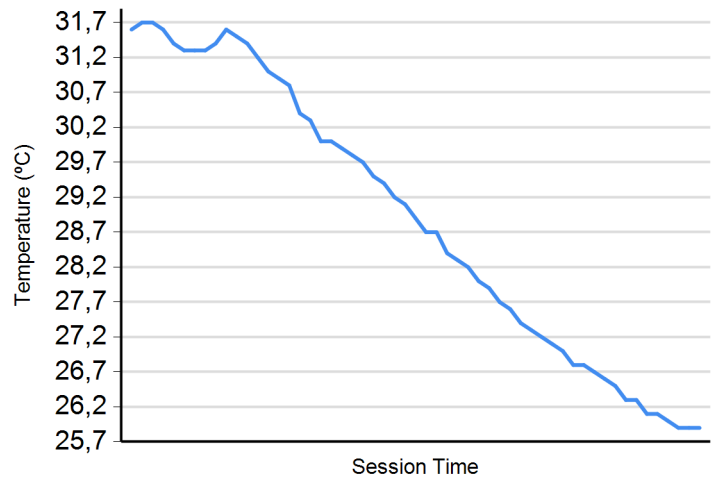
**Paul Ricard**  
**International GT Open**  
**Private test - 2**  
**Weather Report**



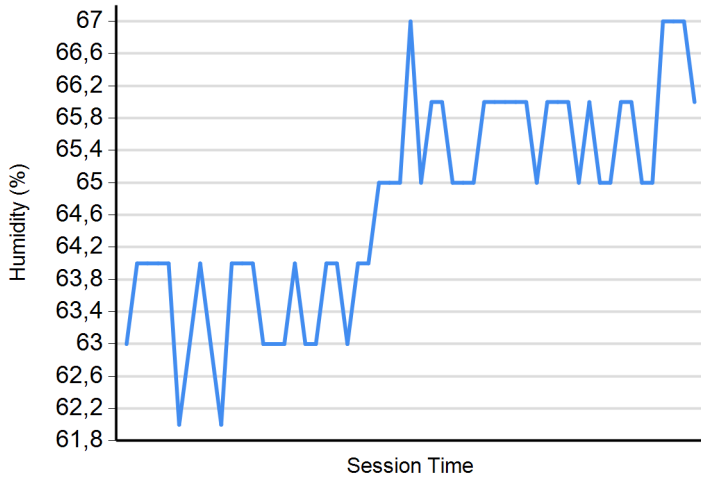
**Air Temperature**



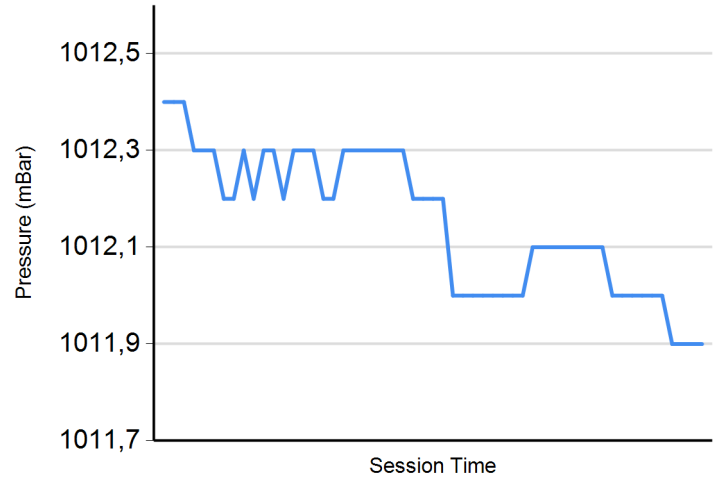
**Track Temperature**



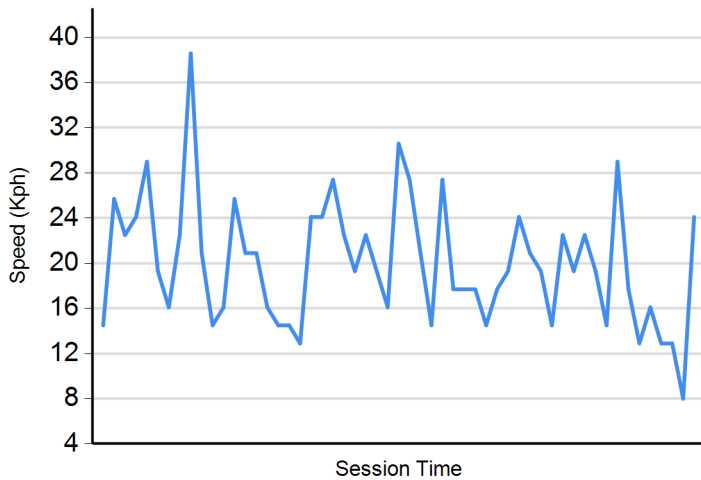
**Humidity**



**Pressure**



**Wind Speed**



**Wind direction**

North = 0°/360° Est = 90° South = 180° West = 270°

