

Paul Ricard
International GT Open
Private test - 1
Provisional Results



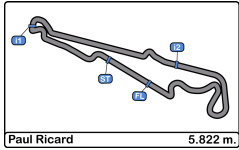
Cls	Nº	Entrant/Team	Nat	Driver 1	Nat	Driver 2	Nat	Vehicle	Cat	Cls	Laps	Best	Time	Gap	Interval	Km/h
1	63	Emil Frey Racing	CHN	Albert Costa	ESP	Giacomo Altoè	ITA	Lamborghini Huracan GT3 EVO	PRO	1	19	19	2:01.634			172.3
2	16	Teo Martín Motorsport	ESP	Marcelo Hahn	BRA	Allam Khodair	BRA	McLaren 720 s	PROAM	1	13	10	2:01.820	0.186	0.186	172.0
3	14	Emil Frey Racing	CHN	Norbert Siedler	AUT	Mikaël Grenier	CAN	Lamborghini Huracan GT3 EVO	PRO	2	18	17	2:02.086	0.452	0.266	171.6
4	20	SPS Automotive Performance	DEU	Valentin Pierburg	DEU	Tom Onslow-Cole	GBR	Mercedes AMG GT3	PROAM	2	18	10	2:02.334	0.700	0.248	171.3
5	17	Teo Martín Motorsport	ESP	Fran Rueda	ESP	Andrés Saravia	GTM	McLaren 720 s	PRO	3	18	11	2:02.367	0.733	0.033	171.2
6	59	Teo Martín Motorsport	ESP	Martin Kodrić	HRV	Henrique Chaves	PRT	McLaren 720 s	PRO	4	19	6	2:02.496	0.862	0.129	171.1
7	10	SPS Automotive Performance	DEU	Miguel Ramos	PRT	Fabrizio Crestani	ITA	Mercedes AMG GT3	PRO	5	20	6	2:02.767	1.133	0.271	170.7
8	75	Rowe Racing / SunEnergy1	DEU	Kenny Habul	AUS	Thomas Jäger	DEU	Mercedes AMG GT3	PROAM	3	18	17	2:02.835	1.201	0.068	170.6
9	93	Spirit of Race / Tempesta	GBR	Christopher Froggatt	GBR	Edward Cheever III	ITA	Ferrari 488 GT3	PROAM	4	19	16	2:02.950	1.316	0.115	170.4
10	25	HTP Motorsport	DEU	Alexander Hrachowina	AUT	Martin Konrad	AUT	Mercedes AMG GT3	AM	1	19	12	2:03.026	1.392	0.076	170.3
11	19	Raton Racing by Target	ITA	Jiatong Liang	CHN	Raffaele Giammaria	ITA	Lamborghini Huracan GT3 EVO	PRO	6	17	9	2:03.035	1.401	0.009	170.3
12	90	Raton Racing by Target	ITA	Alberto Di Falco	ITA	Christoph Lenz	CHE	Lamborghini Huracan GT3 EVO	PROAM	5	20	9	2:03.161	1.527	0.126	170.1
13	12	Ombra Racing	ITA	Federico Leo	ITA	Najiy Razak	MYS	Lamborghini Huracan GT3 EVO	PRO	7	20	19	2:03.466	1.832	0.305	169.7
14	26	Lazarus Racing	ITA	Eliseo Martínez	ESP	Fabio Onidi	ITA	Lamborghini Huracan GT3	PRO	8	21	8	2:03.748	2.114	0.282	169.3
15	66	Vincenzo Sospiri Racing	ITA	Kang Ling	CHN	Frederik Schandorff	DNK	Lamborghini Huracan GT3	PROAM	6	20	19	2:03.920	2.286	0.172	169.1
16	27	Lazarus Racing	ITA	Nicola De Marco	ITA	Nicolas Pohler	DEU	Lamborghini Huracan GT3	PRO	9	7	6	2:04.027	2.393	0.107	168.9
17	96	Optimum Motorsport	GBR	Oliver Wilkinson	GBR	Bradley Ellis	GBR	Aston Martin GT3 AMR MY2019	PROAM	7	23	6	2:04.411	2.777	0.384	168.4
18	7	Petri Corse	ITA	Petru Razvan Umbrurescu	ROU	Jules Gounon	FRA	Bentley Continental GT3	PRO	10	17	15	2:06.003	4.369	1.592	166.3
19	99	Sports and You	PRT	António Coimbra	PRT	Luis Silva	PRT	Mercedes AMG GT3	AM	2	15	13	2:07.914	6.280	1.911	163.8
20	21	Spirit of Race	ITA	Duncan Cameron	GBR	Matt Griffin	IRL	Ferrari 488 GT3	PROAM	8	2	2	2:28.207	26.573	20.293	141.4

Published at:.....

Track Temp: 22.0 °C Air Temp: 14.4 °C Humidity: 70 % Track Status: DRY

Stewards:	Race Director:	Timekeeper:
------------------	-----------------------	--------------------





Paul Ricard
International GT Open
Private test - 1
Provisional Results by Class



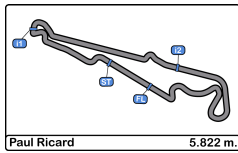
Cls	Nº	Entrant/Team	Nat	Driver 1	Nat	Status	Driver 2	Nat	Status	Vehicle	Cat	Cls	Laps	Best	Time	Gap	Interval	Km/h	
PRO																			
1	63	Emil Frey Racing	CHN	Albert Costa	ESP		Giacomo Altoè	ITA		Lamborghini Huracan GT3 EVO	PRO	1	19	19	2:01.634			172.3	
2	14	Emil Frey Racing	CHN	Norbert Siedler	AUT		Mikaël Grenier	CAN		Lamborghini Huracan GT3 EVO	PRO	2	18	17	2:02.086	0.452	0.452	171.6	
3	17	Teo Martín Motorsport	ESP	Fran Rueda	ESP		Andrés Saravia	GTM		McLaren 720 s	PRO	3	18	11	2:02.367	0.733	0.281	171.2	
4	59	Teo Martín Motorsport	ESP	Martin Kodrić	HRV		Henrique Chaves	PRT		McLaren 720 s	PRO	4	19	6	2:02.496	0.862	0.129	171.1	
5	10	SPS Automotive Performance	DEU	Miguel Ramos	PRT		Fabrizio Crestani	ITA		Mercedes AMG GT3	PRO	5	20	6	2:02.767	1.133	0.271	170.7	
6	19	Raton Racing by Target	ITA	Jiatong Liang	CHN		Raffaele Giammaria	ITA		Lamborghini Huracan GT3 EVO	PRO	6	17	9	2:03.035	1.401	0.268	170.3	
7	12	Ombra Racing	ITA	Federico Leo	ITA		Najiy Razak	MYS		Lamborghini Huracan GT3 EVO	PRO	7	20	19	2:03.466	1.832	0.431	169.7	
8	26	Lazarus Racing	ITA	Eliseo Martínez	ESP		Fabio Onidi	ITA		Lamborghini Huracan GT3	PRO	8	21	8	2:03.748	2.114	0.282	169.3	
9	27	Lazarus Racing	ITA	Nicola De Marco	ITA		Nicolas Pohler	DEU		Lamborghini Huracan GT3	PRO	9	7	6	2:04.027	2.393	0.279	168.9	
10	7	Petri Corse	ITA	Petru Razvan Umbrurescu	ROU		Jules Gounon	FRA		Bentley Continental GT3	PRO	10	17	15	2:06.003	4.369	1.976	166.3	
PROAM																			
1	16	Teo Martín Motorsport	ESP	Marcelo Hahn	BRA		Allam Khodair	BRA		McLaren 720 s	PROAM	1	13	10	2:01.820			172.0	
2	20	SPS Automotive Performance	DEU	Valentin Pierburg	DEU		Tom Onslow-Cole	GBR		Mercedes AMG GT3	PROAM	2	18	10	2:02.334	0.514	0.514	171.3	
3	75	Rowe Racing / SunEnergy1	DEU	Kenny Habul	AUS		Thomas Jäger	DEU		Mercedes AMG GT3	PROAM	3	18	17	2:02.835	1.015	0.501	170.6	
4	93	Spirit of Race / Tempesta	GBR	Christopher Froggatt	GBR		Edward Cheever III	ITA		Ferrari 488 GT3	PROAM	4	19	16	2:02.950	1.130	0.115	170.4	
5	90	Raton Racing by Target	ITA	Alberto Di Falco	ITA		Christoph Lenz	CHN		Lamborghini Huracan GT3 EVO	PROAM	5	20	9	2:03.161	1.341	0.211	170.1	
6	66	Vincenzo Sospiri Racing	ITA	Kang Ling	CHN		Frederik Schandorff	DNK		Lamborghini Huracan GT3	PROAM	6	20	19	2:03.920	2.100	0.759	169.1	
7	96	Optimum Motorsport	GBR	Oliver Wilkinson	GBR		Bradley Ellis	GBR		Aston Martin GT3 AMR MY2019	PROAM	7	23	6	2:04.411	2.591	0.491	168.4	
8	21	Spirit of Race	ITA	Duncan Cameron	GBR		Matt Griffin	IRL		Ferrari 488 GT3	PROAM	8	2	2	2:28.207	26.387	23.796	141.4	
AM																			
1	25	HTP Motorsport	DEU	Alexander Hrachowina	AUT		Martin Konrad	AUT		Mercedes AMG GT3	AM	1	19	12	2:03.026			170.3	
2	99	Sports and You	PRT	António Coimbra	PRT		Luis Silva	PRT		Mercedes AMG GT3	AM	2	15	13	2:07.914	4.888	4.888	163.8	

Published at:.....

Track Temp: 22.0 °C Air Temp: 14.4 °C Humidity: 70 % Track Status: DRY

Stewards:	Race Director:	Timekeeper:
------------------	-----------------------	--------------------





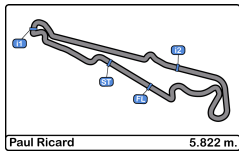
Paul Ricard
International GT Open
Private test - 1
Lap Analysis



7							12								
1 Petru Razvan Umbrarescu Bentley Continental GT3							1 Federico Leo Lamborghini Huracan GT3 EVO								
PRO 2 Jules Gounon Petri Corse							PRO 2 Najiy Razak Ombra Racing								
Lap	D	Time	Sector 1	Sector 2	Sector 3	T. Spd	Elapsed	Lap	D	Time	Sector 1	Sector 2	Sector 3	T. Spd	Elapsed
1		12:13:23.903	12:11:40.961	46.165	56.777		12:13:23.903	1		12:08:01.951	12:06:25.454	38.855	57.642		12:08:01.951
2		7:44.311 P	48.960	45.988	6:09.363	248.2	12:21:08.214	2		2:11.842	36.457	37.801	57.584	229.2	12:10:13.793
3		2:28.159	52.981	40.252	54.926		12:23:36.373	3		2:17.608 P	34.572	38.079	1:04.957	248.2	12:12:31.401
4		2:09.105	35.737	39.198	54.170	248.8	12:25:45.478	4		4:15.961	2:45.417	37.773	52.771		12:16:47.362
5		2:08.084	35.352	38.736	53.996	250.0	12:27:53.562	5		2:05.593	34.285	37.476	53.832	249.4	12:18:52.955
6		2:08.466	35.203	39.203	54.060	249.4	12:30:02.028	6		2:09.408	38.207	38.084	53.117	248.8	12:21:02.363
7		2:10.705	35.208	38.417	57.080	250.0	12:32:12.733	7		2:05.251	34.898	37.875	52.478	247.7	12:23:07.614
8		8:04.932 P	35.795	39.456	6:49.681	250.5	12:40:17.665	8		2:03.805	34.160	37.415	52.230	248.8	12:25:11.419
9		2:28.597	54.173	39.376	55.048		12:42:46.262	9		2:12.718 P	34.252	37.304	1:01.162	248.8	12:27:24.137
10		2:08.184	35.551	38.897	53.736	249.4	12:44:54.446	10		6:04.622	4:31.109	39.498	54.015		12:33:28.759
11		2:07.857	35.094	38.833	53.930	250.5	12:47:02.303	11		2:06.222	34.874	38.184	53.164	246.5	12:35:34.981
12		2:07.239	34.710	38.567	53.962	250.0	12:49:09.542	12		2:04.857	34.559	37.903	52.395	247.7	12:37:39.838
13		2:07.295	34.754	38.552	53.989	250.5	12:51:16.837	13		2:04.928	34.371	37.793	52.764	248.2	12:39:44.766
14		2:06.805	34.938	38.232	53.635	250.5	12:53:23.642	14		2:12.516 P	34.339	37.878	1:00.299	247.7	12:41:57.282
15		2:06.003	34.743	38.091	53.169	251.7	12:55:29.645	15		8:39.021	7:07.034	39.044	52.943		12:50:36.303
16		2:06.596	34.742	38.126	53.728	250.5	12:57:36.241	16		2:04.478	34.359	37.669	52.450	246.5	12:52:40.781
17		2:06.079	34.549	38.064	53.466	251.7	12:59:42.320	17		2:03.886	33.965	37.629	52.292	247.1	12:54:44.667
18			36.175	41.874		250.5		18		2:04.640	34.438	37.753	52.449	247.1	12:56:49.307

10							14								
1 Miguel Ramos Mercedes AMG GT3							1 Norbert Siedler Lamborghini Huracan GT3 EVO								
PRO 2 Fabrizio Crestani SPS Automotive Performance							PRO 2 Mikaël Grenier Emil Frey Racing								
Lap	D	Time	Sector 1	Sector 2	Sector 3	T. Spd	Elapsed	Lap	D	Time	Sector 1	Sector 2	Sector 3	T. Spd	Elapsed
1		12:07:55.342	12:06:19.520	39.579	56.243		12:07:55.342	1		12:08:29.507	12:06:46.426	43.665	59.416		12:08:29.507
2		2:03.285	33.950	37.312	52.023	246.0	12:09:58.627	2		2:05.815	34.561	38.024	53.230	244.8	12:10:35.322
3		2:03.677	33.882	37.891	51.904	250.0	12:12:02.304	3		2:08.168	35.443	39.015	53.710	246.5	12:12:43.490
4		2:04.485	33.801	37.375	53.309	246.5	12:14:06.789	4		2:04.746	33.952	37.983	52.811	246.5	12:14:48.236
5		2:02.988	33.744	37.322	51.922	246.0	12:16:09.777	5		2:03.928	33.870	37.773	52.285	247.1	12:16:52.164
6		2:02.767	33.622	37.292	51.853	248.2	12:18:12.544	6		2:06.865	34.071	39.275	53.519	249.4	12:18:59.029
7		5:17.855 P	34.033	39.803	4:04.019	248.8	12:23:30.399	7		7:38.975 P	34.349	42.063	6:22.563	248.2	12:26:38.004
8		2:28.334	54.402	39.381	54.551		12:25:58.733	8		2:22.641	51.479	38.189	52.973		12:29:00.645
9		2:11.140	35.874	39.617	55.649	249.4	12:28:09.873	9		2:04.017	33.999	37.587	52.431	247.7	12:31:04.662
10		2:05.253	33.956	38.106	53.191	248.8	12:30:15.126	10		2:03.487	33.773	37.481	52.233	247.7	12:33:08.149
11		2:04.105	34.036	37.648	52.421	248.8	12:32:19.231	11		2:03.598	33.927	37.516	52.155	247.7	12:35:11.747
12		2:03.731	33.991	37.500	52.240	248.8	12:34:22.962	12		2:03.100	33.603	37.338	52.159	246.5	12:37:14.847
13		5:53.995 P	33.496	39.574	4:40.925	247.1	12:40:16.957	13		9:55.466 P	33.936	37.680	8:43.850	247.7	12:47:10.313
14		2:27.972	53.035	38.327	56.610		12:42:44.929	14		2:37.817	58.765	44.264	54.788		12:49:48.130
15		2:03.575	33.915	37.591	52.069	246.0	12:44:48.504	15		2:02.806	33.719	37.137	51.950	246.0	12:51:50.936
16		2:03.504	33.925	37.364	52.215	247.7	12:46:52.008	16		2:03.464	33.967	37.291	52.206	247.7	12:53:54.400
17		2:15.244	35.726	40.954	58.564	247.7	12:49:07.252	17		2:02.086	33.382	37.185	51.519	248.2	12:55:56.486
18		2:15.446	34.542	37.454	1:03.450	246.5	12:51:22.698	18		2:11.040	35.250	39.819	55.971	246.5	12:58:07.526
19		2:03.185	34.113	37.230	51.842	248.2	12:53:25.883	19							
20		2:08.071	33.908	37.270	56.893	248.2	12:55:33.954								
21				3:25.754		248.2									





Paul Ricard
International GT Open
Private test - 1
Lap Analysis



16

1 Marcelo Hahn McLaren 720 s
 2 Allam Khodair Teo Martin Motorsport

Lap	D	Time	Sector 1	Sector 2	Sector 3	T. Spd	Elapsed
1		12:15:52.726	12:14:10.028	39.735	1:02.963		12:15:52.726
2		2:20.643 P	38.855	37.415	1:04.373	216.4	12:18:13.369
3		4:20.704	2:50.815	37.363	52.526		12:22:34.073
4		2:22.154	48.970	40.595	52.589	254.7	12:24:56.227
5		2:03.072	33.768	36.652	52.652	255.3	12:26:59.299
6		2:18.215 P	36.756	37.087	1:04.372	255.3	12:29:17.514
7		6:04.426 P	4:16.367	37.470	1:10.589		12:35:21.940
8		14:39.304	13:09.427	37.266	52.611		12:50:01.244
9		2:08.450	33.543	36.638	58.269	254.1	12:52:09.694
10		2:01.820	33.354	36.779	51.687	255.9	12:54:11.514
11		2:05.906	34.828	37.244	53.834	257.7	12:56:17.420
12		2:07.395	33.462	36.652	57.281	255.9	12:58:24.815
13		2:15.153 P	33.339	36.498	1:05.316	256.5	13:00:39.968

17

1 Fran Rueda McLaren 720 s
 2 Andrés Saravia Teo Martin Motorsport

Lap	D	Time	Sector 1	Sector 2	Sector 3	T. Spd	Elapsed
1		12:11:38.458 P	12:09:50.835	40.079	1:07.544		12:11:38.458
2		4:01.796 P	2:22.823	38.743	1:00.230		12:15:40.254
3		2:25.841	55.292	38.085	52.464		12:18:06.095
4		2:03.682	33.601	37.578	52.503	255.9	12:20:09.777
5		2:04.271	34.541	37.440	52.290	254.7	12:22:14.048
6		2:02.512	33.547	36.880	52.085	254.1	12:24:16.560
7		2:13.329 P	33.986	37.928	1:01.415	255.9	12:26:29.889
8		9:03.696	7:32.826	38.050	52.820		12:35:33.585
9		2:03.422	33.936	37.227	52.259	247.7	12:37:37.007
10		2:03.034	33.859	37.025	52.150	245.4	12:39:40.041
11		2:02.367	33.604	36.940	51.823		12:41:42.408
12		2:03.358	33.859	37.466	52.033	255.3	12:43:45.766
13		2:09.775 P	33.673	37.034	59.068	252.9	12:45:55.541
14		6:07.663	4:38.345	37.371	51.947		12:52:03.204
15		2:02.549	33.905	36.904	51.740	236.8	12:54:05.753
16		2:15.016	43.063	38.406	53.547	238.9	12:56:20.769
17		2:02.410	33.937	36.849	51.624	237.3	12:58:23.179
18		2:19.748 P	34.030	36.805	1:08.913	238.9	13:00:42.927

19

1 Jiatong Liang Lamborghini Huracan GT3 EVO
 2 Raffaele Giammaria Raton Racing by Target

Lap	D	Time	Sector 1	Sector 2	Sector 3	T. Spd	Elapsed
1		12:09:44.254 P	12:07:40.398	46.790	1:17.066		12:09:44.254
2		8:24.789 P	1:00.767	41.137	6:42.885		12:18:09.043
3		2:26.061	52.923	38.945	54.193		12:20:35.104
4		2:07.335	35.523	38.395	53.417	247.1	12:22:42.439
5		2:05.611	34.706	37.951	52.954	247.7	12:24:48.050
6		7:19.862 P	34.149	37.655	6:08.058	248.2	12:32:07.912
7		2:26.218	54.749	38.325	53.144		12:34:34.130
8		2:03.775	34.008	37.519	52.248	247.1	12:36:37.905
9		2:03.035	33.505	37.323	52.207	249.4	12:38:40.940
10		5:36.012 P	33.719	37.557	4:24.736	248.8	12:44:16.952
11		2:28.721	54.501	39.409	54.811		12:46:45.673
12		2:06.576	34.205	38.622	53.749	247.7	12:48:52.249
13		2:05.638	34.314	37.698	53.626	246.5	12:50:57.887
14		2:04.337	33.209	37.914	53.214	247.1	12:53:02.224
15		2:10.151	34.238	42.234	53.679	248.2	12:55:12.375
16		2:05.022	34.202	37.656	53.164	248.8	12:57:17.397
17		2:05.155	33.889	37.699	53.567	248.8	12:59:22.552
18			37.304	42.200		247.1	

20

1 Valentin Pierburg Mercedes AMG GT3
 2 Tom Onslow-Cole SPS Automotive Performance

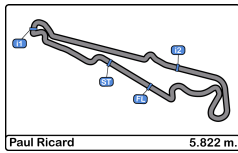
Lap	D	Time	Sector 1	Sector 2	Sector 3	T. Spd	Elapsed
1		12:07:52.740	12:06:19.124	39.154	54.462		12:07:52.740
2		2:05.477	34.424	37.860	53.193	246.0	12:09:58.217
3		2:05.930	34.051	39.422	52.457	247.7	12:12:04.147
4		2:08.728	35.376	38.715	54.637	246.5	12:14:12.875
5		6:36.484 P	34.313	37.962	5:24.209	244.3	12:20:49.359
6		2:38.353	51.648	41.115	1:05.590		12:23:27.712
7		2:03.878	34.621	37.484	51.773	246.5	12:25:31.590
8		2:02.908	33.684	37.246	51.978	248.8	12:27:34.498
9		2:02.642	33.639	37.297	51.706	248.2	12:29:37.140
10		2:02.334	33.557	37.173	51.604	250.0	12:31:39.474
11		3:46.779 P	33.503	37.254	2:36.022	250.0	12:35:26.253
12		2:27.757	51.923	39.678	56.156		12:37:54.010
13		2:05.907	34.540	38.122	53.245	247.1	12:39:59.917
14		2:04.241	33.884	37.586	52.771	248.2	12:42:04.158
15		2:04.694	33.701	38.255	52.738	247.1	12:44:08.852
16		2:04.086	33.824	37.564	52.698	247.7	12:46:12.938
17		2:03.896	33.711	37.542	52.643	247.7	12:48:16.834
18		2:03.111	33.661	37.346	52.104	247.7	12:50:19.945
19			34.591	37.586		247.7	

21

1 Duncan Cameron Ferrari 488 GT3
 2 Matt Griffin Spirit of Race

Lap	D	Time	Sector 1	Sector 2	Sector 3	T. Spd	Elapsed
1		12:55:50.760 P			12:55:50.760		12:55:50.760
2		2:28.207	52.702	41.336	54.169		12:58:18.967
3			35.213	39.109		248.2	





Paul Ricard
International GT Open
Private test - 1
Lap Analysis



25

1 Alexander Hrachowina Mercedes AMG GT3
 2 Martin Konrad HTP Motorsport

59

1 Martin Kodrić McLaren 720 s
 2 Henrique Chaves Teo Martín Motorsport

Lap D	Time	Sector 1	Sector 2	Sector 3	T. Spd	Elapsed	Lap D	Time	Sector 1	Sector 2	Sector 3	T. Spd	Elapsed
1	12:09:02.600	12:07:27.752	39.137	55.711		12:09:02.600	1	12:12:28.341 P	12:10:41.882	39.905	1:06.554		12:12:28.341
2	2:17.326 P	34.868	38.423	1:04.035	238.9	12:11:19.926	2	4:34.502	3:02.436	38.320	53.746		12:17:02.843
3	7:45.524	6:10.640	38.666	56.218		12:19:05.450	3	2:05.504	33.854	37.660	53.990	255.3	12:19:08.347
4	2:05.520	34.219	38.151	53.150	248.2	12:21:10.970	4	2:06.009	35.649	37.990	52.370	231.7	12:21:14.356
5	2:14.549 P	34.142	38.039	1:02.368	246.5	12:23:25.519	5	2:06.442	34.554	39.037	52.851	247.7	12:23:20.798
6	5:08.154	3:34.150	38.142	55.862		12:28:33.673	6	2:02.496	33.727	37.012	51.757	248.8	12:25:23.294
7	2:06.009	34.376	38.257	53.376	247.7	12:30:39.682	7	2:17.356 P	34.268	38.246	1:04.842	246.0	12:27:40.650
8	2:04.521	33.971	37.819	52.731	247.7	12:32:44.203	8	6:30.747	4:57.088	39.579	54.080		12:34:11.397
9	2:04.038	33.706	37.686	52.646	247.7	12:34:48.241	9	2:05.120	34.441	37.798	52.881	246.0	12:36:16.517
10	2:12.554 P	34.197	37.782	1:00.575	247.7	12:37:00.795	10	2:03.571	33.936	37.500	52.135	249.4	12:38:20.088
11	4:34.134	3:04.028	37.812	52.294		12:41:34.929	11	2:13.786 P	34.288	38.047	1:01.451	247.7	12:40:33.874
12	2:03.026	33.824	37.502	51.700	248.2	12:43:37.955	12	5:22.711	3:52.331	38.110	52.270		12:45:56.585
13	2:03.144	33.565	37.513	52.066	247.7	12:45:41.099	13	2:03.193	33.942	37.445	51.806	249.4	12:47:59.778
14	2:12.189 P	34.556	38.231	59.402	248.2	12:47:53.288	14	2:03.951	33.864	37.204	52.883	247.7	12:50:03.729
15	4:01.377	2:25.586	39.286	56.505		12:51:54.665	15	2:03.390	33.946	37.211	52.233	244.3	12:52:07.119
16	2:08.149	34.911	38.412	54.826	248.2	12:54:02.814	16	2:03.734	34.172	37.146	52.416	242.6	12:54:10.853
17	2:07.405	35.108	38.095	54.202	248.8	12:56:10.219	17	2:15.984 P	33.917	37.222	1:04.845	247.1	12:56:26.837
18	2:07.430	34.685	38.048	54.697	248.8	12:58:17.649	18	3:16.823	1:46.459	36.891	53.473		12:59:43.660
19	2:14.355 P	34.610	37.913	1:01.832	248.8	13:00:32.004	19	2:16.016 P	35.340	40.471	1:00.205	244.3	13:01:59.676

26

1 Eliseo Martínez Lamborghini Huracan GT3
 2 Fabio Onidi Lazarus Racing

63

1 Albert Costa Lamborghini Huracan GT3 EVO
 2 Giacomo Altoè Emil Frey Racing

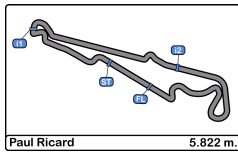
Lap D	Time	Sector 1	Sector 2	Sector 3	T. Spd	Elapsed	Lap D	Time	Sector 1	Sector 2	Sector 3	T. Spd	Elapsed
1	12:09:11.931 P	12:07:26.346	41.624	1:03.961		12:09:11.931	1	12:08:05.966	12:06:31.165	40.539	54.262		12:08:05.966
2	5:25.616	3:51.901	39.509	54.206		12:14:37.547	2	2:05.311	34.583	37.919	52.809	246.0	12:10:11.277
3	2:06.466	35.286	38.050	53.130	243.7	12:16:44.013	3	2:04.662	34.238	37.889	52.535	247.1	12:12:15.939
4	2:10.137	35.147	37.437	57.553	250.5	12:18:54.150	4	2:03.823	33.919	37.844	52.060	247.1	12:14:19.762
5	2:04.497	34.229	37.458	52.810	251.7	12:20:58.647	5	2:03.546	33.878	37.507	52.161	246.5	12:16:23.308
6	2:05.476	34.461	38.063	52.952	250.0	12:23:04.123	6	2:03.212	33.688	37.388	52.136	249.4	12:18:26.520
7	2:04.199	34.379	37.381	52.439	247.1	12:25:08.322	7	2:17.886	34.745	44.922	58.219	248.8	12:20:44.406
8	2:03.748	33.953	37.165	52.630	244.8	12:27:12.070	8	2:03.160	33.668	37.606	51.886	246.5	12:22:47.566
9	2:12.434 P	34.045	37.202	1:01.187	249.4	12:29:24.504	9	8:37.905 P	34.849	42.471	7:20.585	247.7	12:31:25.471
10	5:28.253	3:42.547	43.036	1:02.670		12:34:52.757	10	2:20.525	50.806	37.799	51.920		12:33:45.996
11	2:11.181	36.681	39.551	54.949	249.4	12:37:03.938	11	2:03.162	33.730	37.418	52.014	246.5	12:35:49.158
12	2:07.965	35.334	38.572	54.059	247.7	12:39:11.903	12	2:03.114	33.750	37.456	51.908	248.2	12:37:52.272
13	2:07.015	34.899	38.292	53.824	245.4	12:41:18.918	13	2:02.646	33.443	37.479	51.724	246.5	12:39:54.918
14	2:19.796 P	35.324	38.275	1:06.197	247.7	12:43:38.714	14	2:02.442	33.410	37.466	51.566	247.7	12:41:57.360
15	5:38.766	3:55.250	41.177	1:02.339		12:49:17.480	15	8:19.665 P	33.955	47.458	6:58.252	247.7	12:50:17.025
16	2:06.457	35.012	38.223	53.222	250.0	12:51:23.937	16	2:31.036	55.623	38.889	56.524		12:52:48.061
17	2:04.703	34.363	37.402	52.938	251.7	12:53:28.640	17	2:01.916	33.530	37.058	51.328	247.1	12:54:49.977
18	2:09.657	34.829	38.956	55.872	251.7	12:55:38.297	18	2:06.396	33.232	37.185	55.979	247.1	12:56:56.373
19	2:08.148	35.627	39.044	53.477	250.5	12:57:46.445	19	2:01.634	33.443	37.013	51.178	247.1	12:58:58.007
20	2:05.316	34.467	37.593	53.256	251.1	12:59:51.761	20		33.360	37.102		247.7	
21	2:31.315 P	36.142	39.549	1:15.624	230.7	13:02:23.076							

27

1 Nicola De Marco Lamborghini Huracan GT3
 2 Nicolas Pohler Lazarus Racing

Lap D	Time	Sector 1	Sector 2	Sector 3	T. Spd	Elapsed
1	12:43:58.456	12:42:21.087	40.862	56.507		12:43:58.456
2	2:16.091 P	35.757	39.103	1:01.231	234.2	12:46:14.547
3	3:37.886	2:06.391	38.231	53.264		12:49:52.433
4	2:25.061 P	34.009	50.596	1:00.456	249.4	12:52:17.494
5	4:39.968	3:08.455	38.364	53.149		12:56:57.462
6	2:04.027	33.288	37.860	52.879	250.0	12:59:01.489
7	2:12.239 P	34.060	37.993	1:00.186	247.1	13:01:13.728





Paul Ricard
International GT Open
Private test - 1
Lap Analysis



66

1 Kang Ling
 Lamborghini Huracan GT3
 Vincenzo Sospiri Racing

90

1 Alberto Di Falco
 Lamborghini Huracan GT3 EVO
 Raton Racing by Target

Lap	D	Time	Sector 1	Sector 2	Sector 3	T. Spd	Elapsed
1		12:08:47.350 P	12:06:57.663	43.029	1:06.658		12:08:47.350
2		5:20.237	3:39.076	43.367	57.794		12:14:07.587
3		2:09.789	36.111	39.283	54.395	247.7	12:16:17.376
4		2:10.480	35.477	38.792	56.211	247.7	12:18:27.856
5		2:08.024	35.304	38.615	54.105	249.4	12:20:35.880
6		2:08.586	36.307	38.609	53.670	248.2	12:22:44.466
7		2:06.875	34.990	38.331	53.554	248.2	12:24:51.341
8		2:13.906 P	34.926	38.247	1:00.733	246.5	12:27:05.247
9		8:45.338	7:11.552	38.531	55.255		12:35:50.585
10		2:05.477	34.483	38.087	52.907	248.8	12:37:56.062
11		2:05.426	34.338	38.002	53.086	248.8	12:40:01.488
12		2:05.243	34.324	37.997	52.922	249.4	12:42:06.731
13		2:05.053	34.257	38.116	52.680	250.0	12:44:11.784
14		2:16.817 P	36.516	38.288	1:02.013	248.8	12:46:28.601
15		5:03.453	3:29.196	39.373	54.884		12:51:32.054
16		2:06.570	34.842	38.213	53.515	247.7	12:53:38.624
17		2:05.277	34.318	37.734	53.225	249.4	12:55:43.901
18		2:04.972	34.481	37.801	52.690	248.8	12:57:48.873
19		2:03.920	33.869	37.344	52.707	249.4	12:59:52.793
20		2:26.771 P	36.457	41.596	1:08.718	249.4	13:02:19.564

75

1 Kenny Habul
 Mercedes AMG GT3
 Rowe Racing / SunEnergy1 Racing

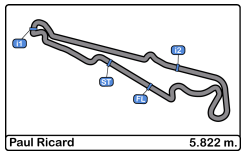
93

1 Christopher Froggatt
 Ferrari 488 GT3
 Spirit of Race / Tempesta Racing

Lap	D	Time	Sector 1	Sector 2	Sector 3	T. Spd	Elapsed
1		12:08:20.418	12:06:22.944	52.878	1:04.596		12:08:20.418
2		2:24.395	39.820	45.446	59.129	192.8	12:10:44.813
3		2:17.115	37.181	41.952	57.982	219.5	12:13:01.928
4		2:13.476	36.379	40.438	56.659	230.2	12:15:15.404
5		2:08.880	35.369	39.136	54.375	243.7	12:17:24.284
6		2:06.856	34.598	38.552	53.706	248.8	12:19:31.140
7		2:05.893	34.142	38.282	53.469	249.4	12:21:37.033
8		2:25.178 P	35.091	40.752	1:09.335	247.1	12:24:02.211
9		13:56.980	12:21.393	41.047	54.540		12:37:59.191
10		2:04.958	34.079	38.181	52.698	244.3	12:40:04.149
11		2:04.473	34.295	37.971	52.207	246.5	12:42:08.622
12		2:03.670	33.642	37.667	52.361	248.2	12:44:12.292
13		2:14.547 P	35.349	38.319	1:00.879	247.7	12:46:26.839
14		6:38.969	5:07.801	37.960	53.208		12:53:05.808
15		2:03.277	33.510	37.600	52.167	248.2	12:55:09.085
16		2:02.987	33.516	37.385	52.086	247.1	12:57:12.072
17		2:02.835	33.756	37.308	51.771	248.2	12:59:14.907
18		2:13.023 P	33.614	37.663	1:01.746	246.5	13:01:27.930

Lap	D	Time	Sector 1	Sector 2	Sector 3	T. Spd	Elapsed
1		12:10:17.861 P	12:07:34.477	43.301	2:00.083		12:10:17.861
2		2:27.564	53.815	39.577	54.172		12:12:45.425
3		2:07.342	34.958	38.635	53.749	247.1	12:14:52.767
4		7:00.589 P	34.374	37.893	5:48.322	247.1	12:21:53.356
5		2:25.028	51.186	39.419	54.423		12:24:18.384
6		2:04.767	34.274	37.622	52.871	248.8	12:26:23.151
7		2:04.262	33.968	37.656	52.638	250.0	12:28:27.413
8		2:04.057	33.857	37.533	52.667	249.4	12:30:31.470
9		5:36.722 P	35.121	39.284	4:22.317	249.4	12:36:08.192
10		2:21.740	51.227	37.802	52.711		12:38:29.932
11		2:03.586	33.872	37.455	52.259	248.8	12:40:33.518
12		4:18.064 P	34.293	38.716	3:05.055	249.4	12:44:51.582
13		2:24.276	52.288	38.976	53.012		12:47:15.858
14		2:03.739	34.061	37.315	52.363	250.5	12:49:19.597
15		2:18.656	35.750	49.699	53.207	250.0	12:51:38.253
16		2:02.950	33.741	37.179	52.030	250.5	12:53:41.203
17		3:36.196 P	33.517	37.322	2:25.357	251.7	12:57:17.399
18		2:33.616	57.803	40.417	55.396		12:59:51.015
19		2:26.827	35.422	43.996	1:07.409	249.4	13:02:17.842
20			46.668	48.477	167.4		





Paul Ricard
International GT Open
Private test - 1
Lap Analysis



96

1 Oliver Wilkinson Aston Martin GT3 AMR MY2019

PROAM 2 Bradley Ellis Optimum Motorsport

Lap	D	Time	Sector 1	Sector 2	Sector 3	T. Spd	Elapsed
1		12:07:56.291	12:06:18.525	40.228	57.538		12:07:56.291
2		2:07.962	35.471	38.518	53.973	247.7	12:10:04.253
3		2:06.147	35.046	37.988	53.113	248.8	12:12:10.400
4		2:05.250	34.508	37.760	52.982	249.4	12:14:15.650
5		2:05.241	34.355	38.005	52.881	249.4	12:16:20.891
6		2:04.411	34.025	37.468	52.918	251.7	12:18:25.302
7		2:21.825 P	34.453	37.557	1:09.815	251.7	12:20:47.127
8		5:10.334	3:30.876	41.368	58.090		12:25:57.461
9		2:14.917	36.601	41.748	56.568	251.7	12:28:12.378
10		2:10.312	35.813	39.376	55.123	251.7	12:30:22.690
11		2:09.035	35.326	39.030	54.679	251.1	12:32:31.725
12		2:08.714	35.350	38.923	54.441	251.7	12:34:40.439
13		2:08.593	35.519	38.678	54.396	251.1	12:36:49.032
14		2:08.517	35.378	38.595	54.544	251.1	12:38:57.549
15		2:24.709 P	35.534	38.998	1:10.177	250.5	12:41:22.258
16		4:16.639	2:38.967	41.447	56.225		12:45:38.897
17		2:05.842	34.625	38.014	53.203	251.7	12:47:44.739
18		2:06.595	34.406	38.246	53.943	251.1	12:49:51.334
19		2:07.572	35.379	38.256	53.937	251.7	12:51:58.906
20		2:05.561	34.498	37.920	53.143	251.7	12:54:04.467
21		2:35.870 P	34.610	38.099	1:23.161	253.5	12:56:40.337
22		3:40.089	2:10.074	37.558	52.457		13:00:20.426
23		2:16.536 P	34.072	37.203	1:05.261	251.7	13:02:36.962

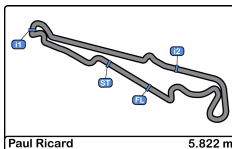
99

1 António Coimbra Mercedes AMG GT3

AM 2 Luis Silva Sports and You

Lap	D	Time	Sector 1	Sector 2	Sector 3	T. Spd	Elapsed
1		12:19:08.124	12:17:20.338	45.490	1:02.296		12:19:08.124
2		6:27.256 P	39.212	40.913	5:07.131	237.3	12:25:35.380
3		2:34.160	54.652	40.883	58.625		12:28:09.540
4		2:16.274	37.879	40.841	57.554	247.1	12:30:25.814
5		2:10.460	35.984	38.640	55.836	247.1	12:32:36.274
6		2:09.751	35.653	38.850	55.248	249.4	12:34:46.025
7		2:11.585	35.104	41.217	55.264	247.7	12:36:57.610
8		2:07.951	34.905	38.451	54.595	248.8	12:39:05.561
9		6:56.556 P	35.024	38.440	5:43.092	248.8	12:46:02.117
10		2:31.852	55.705	40.240	55.907		12:48:33.969
11		2:08.267	35.190	38.909	54.168	247.7	12:50:42.236
12		2:08.090	35.426	38.098	54.566	248.2	12:52:50.326
13		2:07.914	35.080	38.508	54.326	249.4	12:54:58.240
14		2:08.964	35.676	38.453	54.835	248.8	12:57:07.204
15		2:26.135	51.350	40.355	54.430	249.4	12:59:33.339
16			34.928	38.011		248.2	



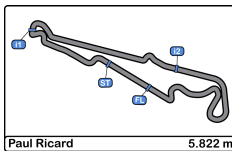


Paul Ricard
International GT Open
Private test - 1
Best Sectors Results



Sector - 1				Sector - 2				Sector - 3				Ideal Lap vs Best Lap				
Clas	Nº	Driver	Time	Nº	Driver	Time	Nº	Driver	Time	Clas	Nº	Driver	Ideal Lap	Best Lap	Clas	
1	19	Liang - Giammaria	33.209	16	Hahn - Khodair	36.498	63	Costa - Altoè	51.178	1	63	Costa - Altoè	2:01.423	2:01.634	1	
2	63	Costa - Altoè	33.232	17	Rueda - Saravia	36.805	14	Siedler - Grenier	51.519	2	16	Hahn - Khodair	2:01.524	2:01.820	2	
3	27	De Marco - Pohler	33.288	59	Kodrić - Chaves	36.891	20	Pierburg - Onslow-Cole	51.604	3	17	Rueda - Saravia	2:01.976	2:02.367	5	
4	90	Di Falco - Lenz	33.316	63	Costa - Altoè	37.013	17	Rueda - Saravia	51.624	4	14	Siedler - Grenier	2:02.038	2:02.086	3	
5	16	Hahn - Khodair	33.339	14	Siedler - Grenier	37.137	16	Hahn - Khodair	51.687	5	20	Pierburg - Onslow-Cole	2:02.280	2:02.334	4	
6	14	Siedler - Grenier	33.382	26	Martínez - Onidi	37.165	25	Hrachowina - Konrad	51.700	6	59	Kodrić - Chaves	2:02.375	2:02.496	6	
7	10	Ramos - Crestani	33.496	20	Pierburg - Onslow-Cole	37.173	59	Kodrić - Chaves	51.757	7	10	Ramos - Crestani	2:02.568	2:02.767	7	
8	20	Pierburg - Onslow-Cole	33.503	93	Froggatt - Cheever III	37.179	75	Habul - Jäger	51.771	8	75	Habul - Jäger	2:02.589	2:02.835	8	
9	75	Habul - Jäger	33.510	90	Di Falco - Lenz	37.200	10	Ramos - Crestani	51.842	9	90	Di Falco - Lenz	2:02.646	2:03.161	12	
10	93	Froggatt - Cheever III	33.517	96	Wilkinson - Ellis	37.203	12	Leo - Razak	51.967	10	93	Froggatt - Cheever III	2:02.726	2:02.950	9	
11	17	Rueda - Saravia	33.547	10	Ramos - Crestani	37.230	93	Froggatt - Cheever III	52.030	11	19	Liang - Giammaria	2:02.739	2:03.035	11	
12	25	Hrachowina - Konrad	33.565	12	Leo - Razak	37.304	90	Di Falco - Lenz	52.130	12	25	Hrachowina - Konrad	2:02.767	2:03.026	10	
13	59	Kodrić - Chaves	33.727	75	Habul - Jäger	37.308	19	Liang - Giammaria	52.207	13	12	Leo - Razak	2:03.227	2:03.466	13	
14	66	Ling - Schandorff	33.869	19	Liang - Giammaria	37.323	26	Martínez - Onidi	52.439	14	26	Martínez - Onidi	2:03.557	2:03.748	14	
15	26	Martínez - Onidi	33.953	66	Ling - Schandorff	37.344	96	Wilkinson - Ellis	52.457	15	96	Wilkinson - Ellis	2:03.685	2:04.411	17	
16	12	Leo - Razak	33.956	25	Hrachowina - Konrad	37.502	66	Ling - Schandorff	52.680	16	66	Ling - Schandorff	2:03.893	2:03.920	15	
17	96	Wilkinson - Ellis	34.025	27	De Marco - Pohler	37.860	27	De Marco - Pohler	52.879	17	27	De Marco - Pohler	2:04.027	2:04.027	16	
18	7	Razvan Umbrurescu - Jules Gounon	34.549	99	Coimbra - Silva	38.011	7	Razvan Umbrurescu - Jules Gounon	53.169	18	7	Razvan Umbrurescu - Jules Gounon	2:05.782	2:06.003	18	
19	99	Coimbra - Silva	34.905	7	Razvan Umbrurescu - Jules Gounon	38.064	99	Coimbra - Silva	54.168	19	99	Coimbra - Silva	2:07.084	2:07.914	19	
20	21	Cameron - Griffin	35.213	21	Cameron - Griffin	39.109	21	Cameron - Griffin	54.169	20	21	Cameron - Griffin	2:08.491	2:28.207	20	





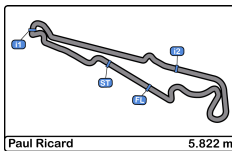
Paul Ricard
International GT Open
Private test - 1
Best 5 Lap Times



Paul Ricard 5.822 m.

Cl	Nº	Entrant/Team	Nat	Driver 1	Nat	Status	Driver 2	Nat	Status	Vehicle	Cat	Cl	Best 1		Best 2		Best 3		Best 4		Best 5	
													Time	Lap	Time	Lap	Time	Lap	Time	Lap	Time	Lap
1	63	Emil Frey Racing	CHN	Albert Costa	ESP		Giacomo Altoè	ITA		Lamborghini Huracan GT3	PRO	1	2:01.634	19	2:01.916	17	2:02.442	14	2:02.646	13	2:03.114	12
2	16	Teo Martín Motorsport	ESP	Marcelo Hahn	BRA		Allam Khodair	BRA		McLaren 720 s	PROAM	1	2:01.820	10	2:03.072	5	2:05.906	11	2:07.395	12	2:08.450	9
3	14	Emil Frey Racing	CHN	Norbert Siedler	AUT		Mikaël Grenier	CAN		Lamborghini Huracan GT3	PRO	2	2:02.086	17	2:02.806	15	2:03.100	12	2:03.464	16	2:03.487	10
4	20	SPS Automotive Performance	DEU	Valentín Pierburg	DEU		Tom Onslow-Cole	GBR		Mercedes AMG GT3	PROAM	2	2:02.334	10	2:02.642	9	2:02.908	8	2:03.111	18	2:03.878	7
5	17	Teo Martín Motorsport	ESP	Fran Rueda	ESP		Andrés Saravia	ITA		McLaren 720 s	PRO	3	2:02.367	11	2:02.410	17	2:02.512	6	2:02.549	15	2:03.034	10
6	59	Teo Martín Motorsport	ESP	Martin Kodrić	CRO		Henrique Chaves	PRT		McLaren 720 s	PRO	4	2:02.496	6	2:03.193	13	2:03.390	15	2:03.571	10	2:03.734	16
7	10	SPS Automotive Performance	DEU	Miguel Ramos	CRO		Fabrizio Crestani	ITA		Mercedes AMG GT3	PRO	5	2:02.767	6	2:02.988	5	2:03.185	19	2:03.285	2	2:03.504	16
8	75	Rowe Racing / SunEnergy1	DEU	Kenny Habul	AUS		Thomas Jäger	DEU		Mercedes AMG GT3	PROAM	3	2:02.835	17	2:02.987	16	2:03.277	15	2:03.670	12	2:04.473	11
9	93	Spirit of Race / Tempesta	GBR	Christopher Froggatt	GBR		Edward Cheever III	ITA		Ferrari 488 GT3	PROAM	4	2:02.950	16	2:03.586	11	2:03.739	14	2:04.057	8	2:04.262	7
10	25	HTP Motorsport	DEU	Alexander Hrachowina	AUT		Martin Konrad	AUT		Mercedes AMG GT3	AM	1	2:03.026	12	2:03.144	13	2:04.038	9	2:04.521	8	2:05.520	4
11	19	Raton Racing by Target	ITA	Jiatong Liang	CHN		Raffaele Giammaria	ITA		Lamborghini Huracan GT3	PRO	6	2:03.035	9	2:03.775	8	2:04.337	14	2:05.022	16	2:05.155	17
12	90	Raton Racing by Target	ITA	Alberto Di Falco	ITA		Christoph Lenz	CHN		Lamborghini Huracan GT3	PROAM	5	2:03.161	9	2:03.345	10	2:03.518	8	2:04.807	5	2:05.896	4
13	12	Ombra Racing	ITA	Federico Leo	ITA		Najiy Razak	USA		Lamborghini Huracan GT3	PRO	7	2:03.466	19	2:03.805	8	2:03.886	17	2:04.478	16	2:04.640	18
14	26	Lazarus Racing	ITA	Eliseo Martínez	ESP		Fabio Onidi	ITA		Lamborghini Huracan GT3	PRO	8	2:03.748	8	2:04.199	7	2:04.497	5	2:04.703	17	2:05.316	20
15	66	Vincenzo Sospiri Racing	ITA	Kang Ling	CHN		Frederik Schandorff	DNK		Lamborghini Huracan GT3	PROAM	6	2:03.920	19	2:04.972	18	2:05.053	13	2:05.243	12	2:05.277	17
16	27	Lazarus Racing	ITA	Nicola De Marco	ITA		Nicolas Pohler	DEU		Lamborghini Huracan GT3	PRO	9	2:04.027	6	2:12.239	7	2:16.091	2	2:25.061	4	3:37.886	3
17	96	Optimum Motorsport	GBR	Oliver Wilkinson	GBR		Bradley Ellis	GBR		Aston Martin GT3 AMR	PROAM	7	2:04.411	6	2:05.241	5	2:05.250	4	2:05.561	20	2:05.842	17
18	7	Petri Corse	ITA	Petru Razvan Umbrarescu	ROU		Jules Gounon	FRA		Bentley Continental GT3	PRO	10	2:06.003	15	2:06.079	17	2:06.596	16	2:06.805	14	2:07.239	12
19	99	Sports and You	PRT	António Coimbra	PRT		Luis Silva	PRT		Mercedes AMG GT3	AM	2	2:07.914	13	2:07.951	8	2:08.090	12	2:08.267	11	2:08.964	14
20	21	Spirit of Race	ITA	Duncan Cameron	GBR		Matt Griffin	ITA		Ferrari 488 GT3	PROAM	8	2:28.207	2								



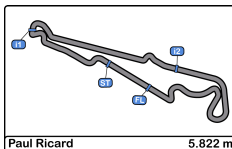


Paul Ricard
International GT Open
Private test - 1
Best 5 Top Speeds



Cl	Nº	Entrant/Team	Nat	Driver 1	Nat	Status	Driver 2	Nat	Status	Vehicle	Cat	Cl	Top 1		Top 2		Top 3		Top 4		Top 5		Avg
													Km/h	Lap	Km/h	Lap	Km/h	Lap	Km/h	Lap	Km/h	Lap	
1	16	Teo Martín Motorsport	ESP	Marcelo Hahn	BRA		Allam Khodair	BRA		McLaren 720 s	PROAM	1	257.7	11	256.5	13	255.9	10	255.9	12	255.3	5	256.2
2	17	Teo Martín Motorsport	ESP	Fran Rueda	ESP		Andrés Saravia	ITA		McLaren 720 s	PRO	1	255.9	4	255.9	7	255.3	12	254.7	5	254.1	6	255.2
3	59	Teo Martín Motorsport	ESP	Martin Kodrić	HRV		Henrique Chaves	PRT		McLaren 720 s	PRO	2	255.3	3	249.4	10	249.4	13	248.8	6	247.7	5	250.1
4	96	Optimum Motorsport	GBR	Oliver Wilkinson	GBR		Bradley Ellis	GBR		Aston Martin GT3 AMR	PROAM	2	253.5	21	251.7	6	251.7	7	251.7	9	251.7	10	252.1
5	7	Petri Corse	ITA	Petru Razvan Umbrarescu	ROU		Jules Gounon	FRA		Bentley Continental GT3	PRO	3	251.7	15	251.7	17	250.5	8	250.5	11	250.5	13	251.0
6	26	Lazarus Racing	ITA	Eliseo Martínez	ESP		Fabio Onidi	ITA		Lamborghini Huracan GT3	PRO	4	251.7	5	251.7	17	251.7	18	251.1	20	250.5	4	251.3
7	93	Spirit of Race / Tempesta	GBR	Christopher Froggatt	GBR		Edward Cheever III	ITA		Ferrari 488 GT3	PROAM	3	251.7	17	250.5	14	250.5	16	250.0	7	250.0	15	250.5
8	10	SPS Automotive Performance	DEU	Miguel Ramos	PRT		Fabrizio Crestani	ITA		Mercedes AMG GT3	PRO	5	250.0	3	249.4	9	248.8	7	248.8	10	248.8	11	249.1
9	20	SPS Automotive Performance	DEU	Valentin Pierburg	DEU		Tom Onslow-Cole	GBR		Mercedes AMG GT3	PROAM	4	250.0	10	250.0	11	248.8	8	248.2	9	248.2	14	249.0
10	27	Lazarus Racing	ITA	Nicola De Marco	ITA		Nicolas Pohler	DEU		Lamborghini Huracan GT3	PRO	6	250.0	6	249.4	4	247.1	7	234.2	2			245.2
11	66	Vincenzo Sospiri Racing	ITA	Kang Ling	CHN		Frederik Schandorff	DNK		Lamborghini Huracan GT3	PROAM	5	250.0	13	249.4	5	249.4	12	249.4	17	249.4	19	249.5
12	90	Raton Racing by Target	ITA	Alberto Di Falco	ITA		Christoph Lenz	CHE		Lamborghini Huracan GT3	PROAM	6	250.0	9	249.4	4	249.4	8	248.8	10	248.8	11	249.3
13	12	Ombra Racing	ITA	Federico Leo	ITA		Najiy Razak	USA		Lamborghini Huracan GT3	PRO	7	249.4	5	248.8	6	248.8	8	248.8	9	248.2	3	248.8
14	14	Emil Frey Racing	CHE	Norbert Siedler	AUT		Mikaël Grenier	CAN		Lamborghini Huracan GT3	PRO	8	249.4	6	248.2	7	248.2	17	247.7	9	247.7	10	248.2
15	19	Raton Racing by Target	ITA	Jiatong Liang	CHN		Raffaele Giammaria	ITA		Lamborghini Huracan GT3	PRO	9	249.4	9	248.8	10	248.8	16	248.8	17	248.2	6	248.8
16	63	Emil Frey Racing	CHE	Albert Costa	ESP		Giacomo Altoè	ITA		Lamborghini Huracan GT3	PRO	10	249.4	6	248.8	7	248.2	12	247.7	9	247.7	14	248.3
17	75	Rowe Racing / SunEnergy1	DEU	Kenny Habul	AUS		Thomas Jäger	DEU		Mercedes AMG GT3	PROAM	7	249.4	7	248.8	6	248.2	12	248.2	15	248.2	17	248.6
18	99	Sports and You	PRT	António Coimbra	PRT		Luis Silva	PRT		Mercedes AMG GT3	AM	1	249.4	6	249.4	13	249.4	15	248.8	8	248.8	9	249.1
19	25	HTP Motorsport	DEU	Alexander Hrachowina	AUT		Martin Konrad	AUT		Mercedes AMG GT3	AM	2	248.8	17	248.8	18	248.8	19	248.2	4	248.2	12	248.6
20	21	Spirit of Race	ITA	Duncan Cameron	GBR		Matt Griffin	ITA		Ferrari 488 GT3	PROAM	8	248.2	3									248.2



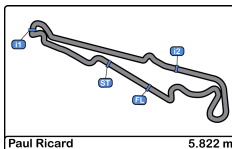


Paul Ricard
International GT Open
Private test - 1
Fastest Laps Sequence



Lap	Time of Day	Session Time	Nº	Entrant/Team	Nat	Driver 1	Nat	Status	Driver 2	Nat	Status	Vehicle	Cat	Time	Km/h
2	12:09:58.217	4:58.217	20	SPS Automotive Performance	DEU	Valentin Pierburg	DEU		Tom Onslow-Cole	GBR		Mercedes AMG GT3	PROAM	2:05.477	167.0
2	12:09:58.627	4:58.627	10	SPS Automotive Performance	DEU	Miguel Ramos	PRT		Fabrizio Crestani	ITA		Mercedes AMG GT3	PRO	2:03.285	170.0
5	12:16:09.777	11:09.777	10	SPS Automotive Performance	DEU	Miguel Ramos	PRT		Fabrizio Crestani	ITA		Mercedes AMG GT3	PRO	2:02.988	170.4
6	12:18:12.544	13:12.544	10	SPS Automotive Performance	DEU	Miguel Ramos	PRT		Fabrizio Crestani	ITA		Mercedes AMG GT3	PRO	2:02.767	170.7
6	12:24:16.560	19:16.560	17	Teo Martín Motorsport	ESP	Fran Rueda	ESP		Andrés Saravia	GTM		McLaren 720 s	PRO	2:02.512	171.0
6	12:25:23.294	20:23.294	59	Teo Martín Motorsport	ESP	Martin Kodrić	HRV		Henrique Chaves	PRT		McLaren 720 s	PRO	2:02.496	171.1
10	12:31:39.474	26:39.474	20	SPS Automotive Performance	DEU	Valentin Pierburg	DEU		Tom Onslow-Cole	GBR		Mercedes AMG GT3	PROAM	2:02.334	171.3
10	12:54:11.514	49:11.514	16	Teo Martín Motorsport	ESP	Marcelo Hahn	BRA		Allam Khodair	BRA		McLaren 720 s	PROAM	2:01.820	172.0
19	12:58:58.007	53:58.007	63	Emil Frey Racing	CHE	Albert Costa	ESP		Giacomo Altoè	ITA		Lamborghini Huracan GT3	PRO	2:01.634	172.3



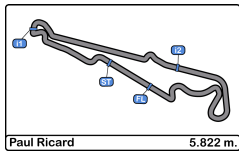


Paul Ricard
International GT Open
Private test - 1
Event Best Maximum Speed



Nº	Entrant/Team	Nat	Driver 1	Nat	Status	Driver 2	Nat	Status	Vehicle	Cat	Km/h	Session
16	Teo Martín Motorsport	ESP	Marcelo Hahn	BRA		Allam Khodair	BRA		McLaren 720 s	PROAM	257.7	Private test - 1
17	Teo Martín Motorsport	ESP	Fran Rueda	ESP		Andrés Saravia	GTM		McLaren 720 s	PRO	255.9	Private test - 1
59	Teo Martín Motorsport	ESP	Martin Kodrić	HRV		Henrique Chaves	PRT		McLaren 720 s	PRO	255.3	Private test - 1
96	Optimum Motorsport	GBR	Oliver Wilkinson	GBR		Bradley Ellis	GBR		Aston Martin GT3 AMR	PROAM	253.5	Private test - 1
26	Lazarus Racing	ITA	Eliseo Martínez	ESP		Fabio Onidi	ITA		Lamborghini Huracan GT3	PRO	251.7	Private test - 1
7	Petri Corse	ITA	Petru Razvan Umbrurescu	ROU		Jules Gounon	FRA		Bentley Continental GT3	PRO	251.7	Private test - 1
93	Spirit of Race / Tempesta	GBR	Christopher Froggatt	GBR		Edward Cheever III	ITA		Ferrari 488 GT3	PROAM	251.7	Private test - 1
10	SPS Automotive Performance	DEU	Miguel Ramos	PRT		Fabrizio Crestani	ITA		Mercedes AMG GT3	PRO	250.0	Private test - 1
20	SPS Automotive Performance	DEU	Valentin Pierburg	DEU		Tom Onslow-Cole	GBR		Mercedes AMG GT3	PROAM	250.0	Private test - 1
90	Raton Racing by Target	ITA	Alberto Di Falco	ITA		Christoph Lenz	CHE		Lamborghini Huracan GT3	PROAM	250.0	Private test - 1
66	Vincenzo Sospiri Racing	ITA	Kang Ling	CHN		Frederik Schandorff	DNK		Lamborghini Huracan GT3	PROAM	250.0	Private test - 1
27	Lazarus Racing	ITA	Nicola De Marco	ITA		Nicolas Pohler	DEU		Lamborghini Huracan GT3	PRO	250.0	Private test - 1
63	Emil Frey Racing	CHE	Albert Costa	ESP		Giacomo Altoè	ITA		Lamborghini Huracan GT3	PRO	249.4	Private test - 1
12	Ombra Racing	ITA	Federico Leo	ITA		Najiy Razak	MYS		Lamborghini Huracan GT3	PRO	249.4	Private test - 1
14	Emil Frey Racing	CHE	Norbert Siedler	AUT		Mikaël Grenier	CAN		Lamborghini Huracan GT3	PRO	249.4	Private test - 1
75	Rowe Racing / SunEnergy1	DEU	Kenny Habul	AUS		Thomas Jäger	DEU		Mercedes AMG GT3	PROAM	249.4	Private test - 1
99	Sports and You	PRT	António Coimbra	PRT		Luis Silva	PRT		Mercedes AMG GT3	AM	249.4	Private test - 1
19	Raton Racing by Target	ITA	Jiatong Liang	CHN		Raffaele Giammaria	ITA		Lamborghini Huracan GT3	PRO	249.4	Private test - 1
25	HTP Motorsport	DEU	Alexander Hrachowina	AUT		Martin Konrad	AUT		Mercedes AMG GT3	AM	248.8	Private test - 1
21	Spirit of Race	ITA	Duncan Cameron	GBR		Matt Griffin	IRL		Ferrari 488 GT3	PROAM	248.2	Private test - 1





Paul Ricard
International GT Open
Private test - 1
Pit Stop Analysis



7 Petru Razvan Umbrurescu PRO Petri Corse
 Jules Gounon Bentley Continental GT3

Nr.	In Day Time	In Time	Out Time	Pit Time	T. Pit Time	Handicap	Penalty
1	12:15:52.701	12:15:52.701	12:21:25.749	5:33.048	5:33.048		
2	12:34:21.932	12:34:21.932	12:40:35.859	6:13.927	11:46.975		

10 Miguel Ramos PRO SPS Automotive Performance
 Fabrizio Crestani Mercedes AMG GT3

Nr.	In Day Time	In Time	Out Time	Pit Time	T. Pit Time	Handicap	Penalty
1	12:20:19.674	12:20:19.674	12:23:48.663	3:28.989	3:28.989		
2	12:36:35.090	12:36:35.090	12:40:34.410	3:59.320	7:28.309		

12 Federico Leo PRO Ombra Racing
 Najiy Razak Lamborghini Huracan GT3 EVO

Nr.	In Day Time	In Time	Out Time	Pit Time	T. Pit Time	Handicap	Penalty
1	12:12:22.932	12:12:22.932	12:14:43.590	2:20.658	2:20.658		
2	12:27:15.657	12:27:15.657	12:31:17.192	4:01.535	6:22.193		
3	12:41:48.712	12:41:48.712	12:48:28.175	6:39.463	13:01.656		

14 Norbert Siedler PRO Emil Frey Racing
 Mikaël Grenier Lamborghini Huracan GT3 EVO

Nr.	In Day Time	In Time	Out Time	Pit Time	T. Pit Time	Handicap	Penalty
1	12:21:08.946	12:21:08.946	12:26:55.045	5:46.099	5:46.099		
2	12:39:19.157	12:39:19.157	12:47:27.479	8:08.322	13:54.421		

16 Marcelo Hahn PROAM Teo Martín Motorsport
 Allam Khodair McLaren 720 s

Nr.	In Day Time	In Time	Out Time	Pit Time	T. Pit Time	Handicap	Penalty
1	12:18:04.574	12:18:04.574	12:20:29.306	2:24.732	2:24.732		
2	12:29:08.736	12:29:08.736	12:32:58.979	3:50.243	6:14.975		
3	12:35:13.193	12:35:13.193	12:47:56.353	12:43.160	18:58.135		

17 Fran Rueda PRO Teo Martín Motorsport
 Andrés Saravia McLaren 720 s

Nr.	In Day Time	In Time	Out Time	Pit Time	T. Pit Time	Handicap	Penalty
1	12:11:28.162	12:11:28.162	12:13:24.588	1:56.426	1:56.426		
2	12:15:32.065	12:15:32.065	12:15:57.856	25.791	2:22.217		
3	12:26:21.133	12:26:21.133	12:33:27.676	7:06.543	9:28.760		
4	12:45:46.712	12:45:46.712	12:50:00.266	4:13.554	13:42.314		

19 Jiatong Liang PRO Raton Racing by Target
 Raffaele Giammaria Lamborghini Huracan GT3 EVO

Nr.	In Day Time	In Time	Out Time	Pit Time	T. Pit Time	Handicap	Penalty
1	12:09:35.837	12:09:35.837	12:10:04.226	28.389	28.389		
2	12:12:24.086	12:12:24.086	12:18:26.015	6:01.929	6:30.318		
3	12:26:52.663	12:26:52.663	12:32:25.185	5:32.522	12:02.840		
4	12:40:49.845	12:40:49.845	12:44:35.169	3:45.324	15:48.164		

20 Valentin Pierburg PROAM SPS Automotive Performance
 Tom Onslow-Cole Mercedes AMG GT3

Nr.	In Day Time	In Time	Out Time	Pit Time	T. Pit Time	Handicap	Penalty
1	12:16:19.940	12:16:19.940	12:21:06.346	4:46.406	4:46.406		
2	12:33:44.649	12:33:44.649	12:35:43.123	1:58.474	6:44.880		

25 Alexander Hrachowina AM HTP Motorsport
 Martin Konrad Mercedes AMG GT3

Nr.	In Day Time	In Time	Out Time	Pit Time	T. Pit Time	Handicap	Penalty
1	12:11:09.983	12:11:09.983	12:16:56.746	5:46.763	5:46.763		
2	12:23:17.192	12:23:17.192	12:26:26.296	3:09.104	8:55.867		
3	12:36:52.476	12:36:52.476	12:39:31.885	2:39.409	11:35.276		
4	12:47:44.950	12:47:44.950	12:49:44.498	1:59.548	13:34.824		

26 Eliseo Martínez PRO Lazarus Racing
 Fabio Onidi Lamborghini Huracan GT3

Nr.	In Day Time	In Time	Out Time	Pit Time	T. Pit Time	Handicap	Penalty
1	12:09:03.500	12:09:03.500	12:12:28.574	3:25.074	3:25.074		
2	12:29:16.174	12:29:16.174	12:32:24.302	3:08.128	6:33.202		
3	12:43:28.222	12:43:28.222	12:46:56.447	3:28.225	10:01.427		

27 Nicola De Marco PRO Lazarus Racing
 Nicolas Pohler Lamborghini Huracan GT3

Nr.	In Day Time	In Time	Out Time	Pit Time	T. Pit Time	Handicap	Penalty
1	12:46:06.039	12:46:06.039	12:47:47.674	1:41.635	1:41.635		
2	12:52:09.193	12:52:09.193	12:54:51.628	2:42.435	4:24.070		

59 Martin Kodrić PRO Teo Martín Motorsport
 Henrique Chaves McLaren 720 s

Nr.	In Day Time	In Time	Out Time	Pit Time	T. Pit Time	Handicap	Penalty
1	12:12:19.580	12:12:19.580	12:14:55.689	2:36.109	2:36.109		
2	12:27:31.879	12:27:31.879	12:32:00.897	4:29.018	7:05.127		
3	12:40:25.127	12:40:25.127	12:43:50.823	3:25.696	10:30.823		
4	12:56:17.913	12:56:17.913	12:57:37.580	1:19.667	11:50.490		

63 Albert Costa PRO Emil Frey Racing
 Giacomo Altoè Lamborghini Huracan GT3 EVO

Nr.	In Day Time	In Time	Out Time	Pit Time	T. Pit Time	Handicap	Penalty
1	12:24:59.705	12:24:59.705	12:31:42.510	6:42.805	6:42.805		
2	12:44:11.962	12:44:11.962	12:50:34.154	6:22.192	13:04.997		

66 Kang Ling PROAM Vincenzo Sospiri Racing
 Frederik Schandorff Lamborghini Huracan GT3

Nr.	In Day Time	In Time	Out Time	Pit Time	T. Pit Time	Handicap	Penalty
1	12:08:38.688	12:08:38.688	12:11:48.883	3:10.195	3:10.195		
2	12:26:56.617	12:26:56.617	12:33:41.931	6:45.314	9:55.509		
3	12:46:19.569	12:46:19.569	12:49:19.201	2:59.632	12:55.141		

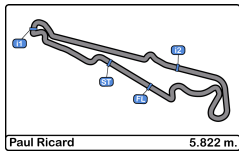
75 Kenny Habul PROAM Rowe Racing / SunEnergy1 Racing
 Thomas Jäger Mercedes AMG GT3

Nr.	In Day Time	In Time	Out Time	Pit Time	T. Pit Time	Handicap	Penalty
1	12:23:53.776	12:23:53.776	12:35:46.587	11:52.811	11:52.811		
2	12:46:18.435	12:46:18.435	12:50:59.094	4:40.659	16:33.470		

90 Alberto Di Falco PROAM Raton Racing by Target
 Christoph Lenz Lamborghini Huracan GT3 EVO

Nr.	In Day Time	In Time	Out Time	Pit Time	T. Pit Time	Handicap	Penalty
1	12:09:10.547	12:09:10.547	12:09:35.864	25.317	25.317		
2	12:11:50.577	12:11:50.577	12:16:54.889	5:04.312	5:29.629		
3	12:25:15.578	12:25:15.578	12:27:11.849	1:56.271	7:25.900		
4	12:37:39.269	12:37:39.269	12:40:13.649	2:34.380	10:00.280		





Paul Ricard
International GT Open
Private test - 1
Pit Stop Analysis



93

Christopher Froggatt PROAM Spirit of Race / Tempesta Racing

Edward Cheever III Ferrari 488 GT3

Nr.	In Day Time	In Time	Out Time	Pit Time	T. Pit Time	Handicap	Penalty
1	12:09:16.285	12:09:16.285	12:10:34.851	1:18.566	1:18.566		
2	12:16:59.287	12:16:59.287	12:22:10.332	5:11.045	6:29.611		
3	12:32:39.889	12:32:39.889	12:36:25.174	3:45.285	10:14.896		
4	12:42:39.492	12:42:39.492	12:45:08.628	2:29.136	12:44.032		
5	12:55:44.068	12:55:44.068	12:57:36.487	1:52.419	14:36.451		

96

Oliver Wilkinson PROAM Optimum Motorsport

Bradley Ellis Aston Martin GT3 AMR MY2019

Nr.	In Day Time	In Time	Out Time	Pit Time	T. Pit Time	Handicap	Penalty
1	12:20:34.655	12:20:34.655	12:23:38.922	3:04.267	3:04.267		
2	12:41:09.825	12:41:09.825	12:43:23.461	2:13.636	5:17.903		
3	12:56:17.264	12:56:17.264	12:58:16.715	1:59.451	7:17.354		

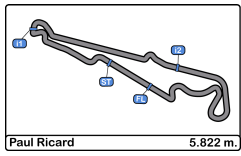
99

António Coimbra AM Sports and You

Luis Silva Mercedes AMG GT3

Nr.	In Day Time	In Time	Out Time	Pit Time	T. Pit Time	Handicap	Penalty
1	12:21:32.063	12:21:32.063	12:25:52.711	4:20.648	4:20.648		
2	12:41:15.740	12:41:15.740	12:46:21.473	5:05.733	9:26.381		

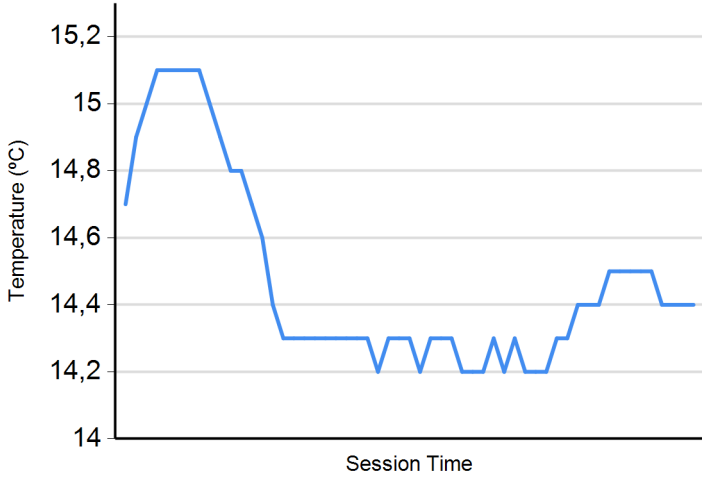




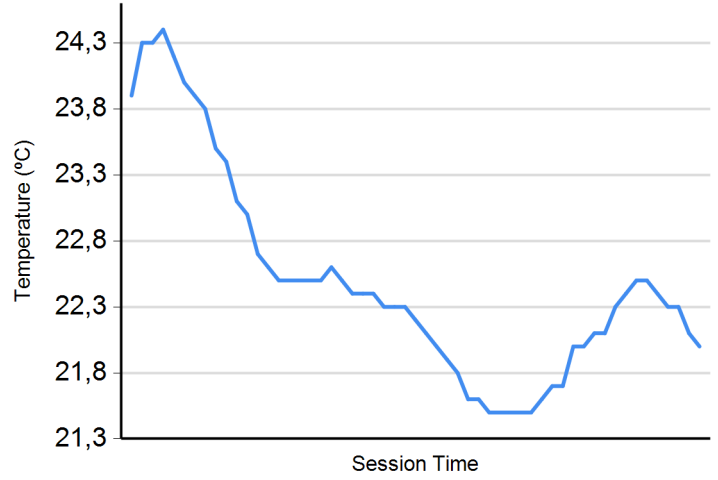
Paul Ricard
International GT Open
Private test - 1
Weather Report



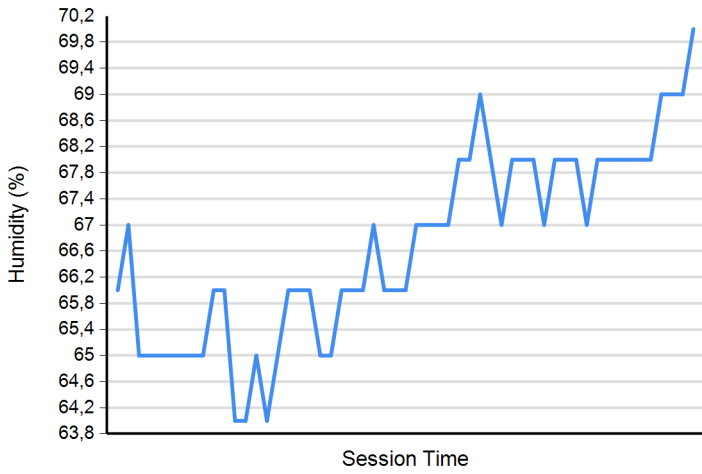
Air Temperature



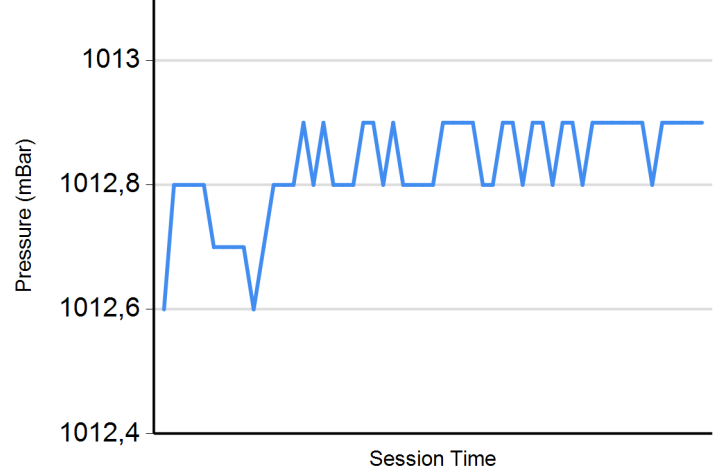
Track Temperature



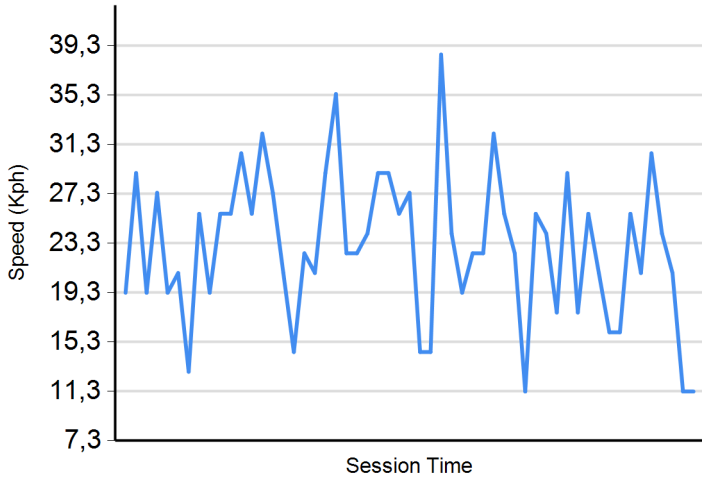
Humidity



Pressure



Wind Speed



Wind direction

North = 0°/360° Est = 90° South = 180° West = 270°

