



Real Federación Española
de Automovilismo



EUROFORMULA OPEN

Round 1

Paul Ricard

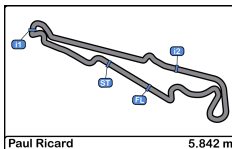
27th – 28th April 2019

Results booklet



Provided by Cronococa S.L.
www.cronococa.com





Paul Ricard
Euroformula Open
Private test - 1
Provisional Results



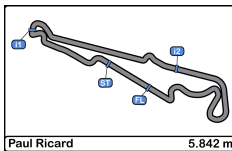
Clas	Nº	Entrant	Nat	Driver	Nat	Cat	Clas	Chassis - Engine	Team	Laps	Best	Time	Gap	Interval	Km/h
1	20	Fortec Motorsport	GBR	Cameron Das	USA			Dallara F317 HWA	Fortec Motorsport	46	40	1:58.570			176.7
2	30	Team Motopark	DEU	Liam Lawson	NZL	R	1	Dallara F317 Spiess	Team Motopark	45	36	1:59.068	0.498	0.498	176.0
3	21	Fortec Motorsport	GBR	Calan Williams	AUS			Dallara F317 HWA	Fortec Motorsport	45	36	1:59.113	0.543	0.045	175.9
4	8	Teo Martin	ESP	Lukas Dunner	AUT			Dallara F317 HWA	Teo Martin	49	36	1:59.262	0.692	0.149	175.7
5	14	Team Motopark	DEU	Yuki Tsunoda	JPN	R	2	Dallara F317 Spiess	Team Motopark	38	35	1:59.416	0.846	0.154	175.5
6	77	Teo Martin	ESP	Guilherme Samaia	BRA			Dallara F317 HWA	Teo Martin	52	28	1:59.593	1.023	0.177	175.2
7	66	Drivex School	ESP	Petru Florescu	ROU			Dallara F317 Piedrafita	Drivex School	44	41	1:59.597	1.027	0.004	175.2
8	26	Double R	GBR	Linus Lundqvist	SWE			Dallara F317 HWA	Double R	43	32	1:59.597	1.027	0.000	175.2
9	7	Double R	GBR	Jack Doohan	AUS			Dallara F317 HWA	Double R	38	37	1:59.715	1.145	0.118	175.0
10	31	Carlin Motorsport	GBR	Billy Monger	GBR			Dallara F317 Spiess	Carlin Motorsport	38	35	2:00.007	1.437	0.292	174.6
11	33	Team Motopark	DEU	Marino Sato	JPN			Dallara F317 Spiess	Team Motopark	37	36	2:00.136	1.566	0.129	174.4
12	18	Team Motopark	DEU	Julian Hanses	DEU			Dallara F317 Spiess	Team Motopark	44	34	2:00.151	1.581	0.015	174.4
13	11	Carlin Motorsport	GBR	Teppei Natori	JPN	R	3	Dallara F317 Spiess	Carlin Motorsport	45	37	2:00.603	2.033	0.452	173.7
14	63	Carlin Motorsport	GBR	Nicolai Kjaergaard	DNK			Dallara F317 Spiess	Carlin Motorsport	44	36	2:00.985	2.415	0.382	173.2
15	3	RP Motorsport	ITA	Pierre Louis Chovet	FRA	R	4	Dallara F317 Piedrafita	RP Motorsport	39	28	2:00.994	2.424	0.009	173.2
16	51	Teo Martin	ESP	Aldo Festante	ITA			Dallara F317 HWA	Teo Martin	47	46	2:01.047	2.477	0.053	173.1
17	1	RP Motorsport	ITA	Javier Gonzalez	MEX			Dallara F317 Piedrafita	RP Motorsport	32	18	2:01.079	2.509	0.032	173.1
18	2	RP Motorsport	ITA	Artem Petrov	RUS			Dallara F317 Piedrafita	RP Motorsport	33	27	2:01.714	3.144	0.635	172.2
19	99	Drivex School	ESP	Rui Andrade	AGO			Dallara F317 Piedrafita	Drivex School	38	35	2:02.432	3.862	0.718	171.1
20	5	Tsimpris Motorsport	GRC	Dimitrios Tsimpris	GRC	R	5	Dallara F317 Piedrafita	Tsimpris Motorsport	23	20	2:05.172	6.602	2.740	167.4

Published at:.....

Track Temp: 24.2 °C Air Temp: 14.3 °C Humidity: 68 % Track Status: DRY

Stewards:	Race Director:	Timekeeper: 
-----------	----------------	---





Paul Ricard
Euroformula Open
Private test - 1
Provisional Results by Class



Clas	Nº	Entrant	Nat	Driver	Nat	Cat	Clas	Chassis - Engine	Team	Laps	Best	Time	Gap	Interval	Km/h
1	20	Fortec Motorsport	GBR	Cameron Das	USA			Dallara F317 HWA	Fortec Motorsport	46	40	1:58.570			176.7
2	21	Fortec Motorsport	GBR	Calan Williams	AUS			Dallara F317 HWA	Fortec Motorsport	45	36	1:59.113	0.543	0.543	175.9
3	8	Teo Martin	ESP	Lukas Dunner	AUT			Dallara F317 HWA	Teo Martin	49	36	1:59.262	0.692	0.149	175.7
4	77	Teo Martin	ESP	Guilherme Samaia	BRA			Dallara F317 HWA	Teo Martin	52	28	1:59.593	1.023	0.331	175.2
5	66	Drivex School	ESP	Petru Florescu	ROU			Dallara F317 Piedrafita	Drivex School	44	41	1:59.597	1.027	0.004	175.2
6	26	Double R	GBR	Linus Lundqvist	SWE			Dallara F317 HWA	Double R	43	32	1:59.597	1.027	0.000	175.2
7	7	Double R	GBR	Jack Doohan	AUS			Dallara F317 HWA	Double R	38	37	1:59.715	1.145	0.118	175.0
8	31	Carlin Motorsport	GBR	Billy Monger	GBR			Dallara F317 Spiess	Carlin Motorsport	38	35	2:00.007	1.437	0.292	174.6
9	33	Team Motopark	DEU	Marino Sato	JPN			Dallara F317 Spiess	Team Motopark	37	36	2:00.136	1.566	0.129	174.4
10	18	Team Motopark	DEU	Julian Hanses	DEU			Dallara F317 Spiess	Team Motopark	44	34	2:00.151	1.581	0.015	174.4
11	63	Carlin Motorsport	GBR	Nicolai Kjaergaard	DNK			Dallara F317 Spiess	Carlin Motorsport	44	36	2:00.985	2.415	0.834	173.2
12	51	Teo Martin	ESP	Aldo Festante	ITA			Dallara F317 HWA	Teo Martin	47	46	2:01.047	2.477	0.062	173.1
13	1	RP Motorsport	ITA	Javier Gonzalez	MEX			Dallara F317 Piedrafita	RP Motorsport	32	18	2:01.079	2.509	0.032	173.1
14	2	RP Motorsport	ITA	Artem Petrov	RUS			Dallara F317 Piedrafita	RP Motorsport	33	27	2:01.714	3.144	0.635	172.2
15	99	Drivex School	ESP	Rui Andrade	AGO			Dallara F317 Piedrafita	Drivex School	38	35	2:02.432	3.862	0.718	171.1

Rookie

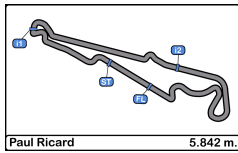
1	30	Team Motopark	DEU	Liam Lawson	NZL	R	1	Dallara F317 Spiess	Team Motopark	45	36	1:59.068			176.0
2	14	Team Motopark	DEU	Yuki Tsunoda	JPN	R	2	Dallara F317 Spiess	Team Motopark	38	35	1:59.416	0.348	0.348	175.5
3	11	Carlin Motorsport	GBR	Teppei Natori	JPN	R	3	Dallara F317 Spiess	Carlin Motorsport	45	37	2:00.603	1.535	1.187	173.7
4	3	RP Motorsport	ITA	Pierre Louis Chovet	FRA	R	4	Dallara F317 Piedrafita	RP Motorsport	39	28	2:00.994	1.926	0.391	173.2
5	5	Tsimpris Motorsport	GRC	Dimitrios Tsimpris	GRC	R	5	Dallara F317 Piedrafita	Tsimpris Motorsport	23	20	2:05.172	6.104	4.178	167.4

Published at:.....

Track Temp: 24.2 °C Air Temp: 14.3 °C Humidity: 68 % Track Status: DRY

Stewards:	Race Director:	Timekeeper:





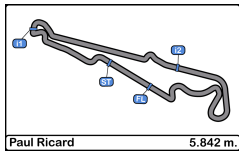
Paul Ricard
Euroformula Open
Private test - 1
Lap Analysis



1 Javier Gonzalez Dallara F317 Piedrafita RP Motorsport	2 Artem Petrov Dallara F317 Piedrafita RP Motorsport
---	--

Lap	D	Time	Sector 1	Sector 2	Sector 3	T. Spd	Elapsed	Lap	D	Time	Sector 1	Sector 2	Sector 3	T. Spd	Elapsed
1		9:13:47.617 P	9:09:47.588	1:32.780	2:27.249	84.3	9:13:47.617	1		9:11:16.562	9:09:30.023	46.284	1:00.255	138.6	9:11:16.562
2		22:32.167	20:19.015	1:00.753	1:12.399	116.2	9:36:19.784	2		2:33.577 P	40.895	42.045	1:10.637	215.1	9:13:50.139
3		2:39.725	47.354	49.598	1:02.773	162.1	9:38:59.509	3		6:12.624	4:30.977	43.295	58.352		9:20:02.763
4		2:41.435 P	38.531	49.578	1:13.326	202.6	9:41:40.944	4		2:22.327	38.310	44.422	59.595	230.2	9:22:25.090
5		9:56.434	8:20.035	41.741	54.658		9:51:37.378	5		2:24.693 P	38.521	42.759	1:03.413	230.7	9:24:49.783
6		2:14.894	35.746	45.634	53.514	228.3	9:53:52.272	6		6:42.651	5:09.410	39.789	53.452	152.9	9:31:32.434
7		2:05.035	33.895	38.845	52.295	230.7	9:55:57.307	7		2:06.196	34.624	38.857	52.715	229.7	9:33:38.630
8		2:08.373	37.160	39.051	52.162	231.2	9:58:05.680	8		2:04.611	34.347	38.335	51.929	233.2	9:35:43.241
9		2:03.164	33.437	38.339	51.388	232.2	10:00:08.844	9		2:03.503	33.622	38.076	51.805	232.7	9:37:46.744
10		2:02.972	33.236	38.205	51.531	231.2	10:02:11.816	10		2:04.095	33.599	37.982	52.514	231.7	9:39:50.839
11		2:06.151	36.235	38.015	51.901	233.7	10:04:17.967	11		2:03.950	34.252	38.137	51.561	232.2	9:41:54.789
12		2:14.270 P	35.978	38.809	59.483	232.7	10:06:32.237	12		2:02.706	33.499	37.788	51.419	233.2	9:43:57.495
13		32:21.825	30:46.655	41.525	53.645		10:38:54.062	13		2:02.720	33.233	37.921	51.566	235.8	9:46:00.215
14		2:11.557	34.573	40.762	56.222	211.3	10:41:05.619	14		2:11.555 P	33.227	38.320	1:00.008	233.7	9:48:11.770
15		2:04.535	34.911	38.354	51.270	233.2	10:43:10.154	15		25:40.587	24:02.404	43.275	54.908		10:13:52.357
16		2:02.156	33.053	38.103	51.000	233.2	10:45:12.310	16		2:04.810	34.570	38.722	51.518	230.2	10:15:57.167
17		2:04.106	34.932	38.080	51.094	232.7	10:47:16.416	17		2:03.390	33.485	38.100	51.805	231.2	10:18:00.557
18		2:01.079	32.937	37.758	50.384	234.2	10:49:17.495	18		2:02.629	33.140	37.961	51.528	232.2	10:20:03.186
19		2:13.295 P	35.812	37.969	59.514	235.2	10:51:30.790	19		2:02.401	33.394	37.764	51.243	231.7	10:22:05.587
20		15:32.643	13:52.685	45.464	54.494		11:07:03.433	20		2:03.551	33.055	37.972	52.524	235.2	10:24:09.138
21		2:07.306	35.277	39.612	52.417	210.5	11:09:10.739	21		2:02.534	33.616	37.817	51.101	235.2	10:26:11.672
22		2:04.173	33.267	39.473	51.433	232.2	11:11:14.912	22		2:02.132	33.034	37.833	51.265	234.2	10:28:13.804
23		2:01.584	33.034	37.839	50.711	232.7	11:13:16.496	23		2:02.216	33.031	37.773	51.412	234.2	10:30:16.020
24		2:01.428	32.514	37.839	51.075	232.7	11:15:17.924	24		2:10.772 P	33.915	37.923	58.934	233.7	10:32:26.792
25		2:01.109	32.714	37.758	50.637	231.7	11:17:19.033	25		48:55.122	47:23.669	39.017	52.436	147.9	11:21:21.914
26		2:10.071	32.761	39.160	58.150	231.2	11:19:29.104	26		2:02.636	33.364	38.181	51.091	231.2	11:23:24.550
27		2:10.570 P	32.704	37.783	1:00.083	228.3	11:21:39.674	27		2:01.714	32.841	37.814	51.059	231.7	11:25:26.264
28		12:12.882	10:41.812	39.727	51.343		11:33:52.556	28		2:02.761	33.244	37.990	51.527	233.2	11:27:29.025
29		2:01.721	32.692	38.158	50.871	229.7	11:35:54.277	29		2:05.901	33.513	37.816	54.572	232.2	11:29:34.926
30		2:01.193	32.457	38.039	50.697	230.7	11:37:55.470	30		2:03.253	33.185	38.006	52.062	232.2	11:31:38.179
31		2:01.444	32.546	37.896	51.002	231.2	11:39:56.914	31		2:03.017	33.092	38.473	51.452	233.2	11:33:41.196
32		2:21.975 P	40.436	40.077	1:01.462	232.2	11:42:18.889	32		2:11.892 P	33.256	38.325	1:00.311	232.7	11:35:53.088
								33		11:46.321 P	10:00.873	41.601	1:03.847		11:47:39.409





Paul Ricard
Euroformula Open
Private test - 1
Lap Analysis



3

Pierre Louis Chovet

R

Dallara F317
Piedrafita

5

Dimitrios Tsimpris

R

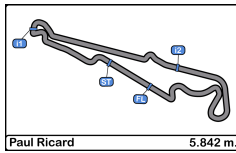
Dallara F317
Piedrafita

RP Motorsport

Tsimpris Motorsport

Lap	D	Time	Sector 1	Sector 2	Sector 3	T. Spd	Elapsed	Lap	D	Time	Sector 1	Sector 2	Sector 3	T. Spd	Elapsed
1		9:10:25.750 P	9:08:16.692	50.826	1:18.232		9:10:25.750	1		9:21:53.101	9:19:55.918	52.109	1:05.074		9:21:53.101
2		6:48.772	4:38.092	1:01.142	1:09.538		9:17:14.522	2		2:51.470 P	42.956	46.870	1:21.644	203.0	9:24:44.571
3		2:41.841	49.159	50.189	1:02.493	162.6	9:19:56.363	3		24:43.765	22:48.738	50.110	1:04.917		9:49:28.336
4		2:38.573	48.032	46.542	1:03.999	193.8	9:22:34.936	4		2:36.150 P	41.101	44.731	1:10.318	215.1	9:52:04.486
5		2:48.655 P	44.629	46.714	1:17.312	200.3	9:25:23.591	5		4:52.703	3:12.707	42.625	57.371		9:56:57.189
6		10:00.831	8:25.373	41.058	54.400		9:35:24.422	6		2:16.492	39.070	40.986	56.436	223.1	9:59:13.681
7		2:10.409	35.628	40.319	54.462	229.7	9:37:34.831	7		2:13.604	36.881	40.974	55.749	223.1	10:01:27.285
8		2:18.968	34.906	39.071	1:04.991	229.7	9:39:53.799	8		2:11.893	36.697	40.192	55.004	225.0	10:03:39.178
9		2:06.098	34.588	38.714	52.796	231.2	9:41:59.897	9		2:22.081 P	35.543	40.552	1:05.986	225.0	10:06:01.259
10		2:04.407	34.077	38.481	51.849	232.7	9:44:04.304	10		23:34.969	22:00.062	40.104	54.803		10:29:36.228
11		2:04.039	33.904	38.206	51.929	234.7	9:46:08.343	11		2:08.992	35.527	39.662	53.803	223.6	10:31:45.220
12		2:03.446	33.765	38.131	51.550	232.7	9:48:11.789	12		2:07.656	34.974	39.445	53.237	229.7	10:33:52.876
13		2:02.819	33.654	38.004	51.161	232.7	9:50:14.608	13		2:07.728	34.987	39.834	52.907	224.5	10:36:00.604
14		2:02.323	33.332	37.743	51.248	234.2	9:52:16.931	14		2:07.278	34.910	39.548	52.820	225.4	10:38:07.882
15		2:09.686	34.242	41.226	54.218	232.7	9:54:26.617	15		2:06.480	34.493	39.541	52.446	226.8	10:40:14.362
16		2:02.389	33.565	37.917	50.907	234.7	9:56:29.006	16		2:20.438 P	34.762	39.277	1:06.399	225.4	10:42:34.800
17		2:15.029 P	33.526	37.746	1:03.757	233.2	9:58:44.035	17		15:34.438	14:01.292	40.555	52.591		10:58:09.238
18		29:35.458	27:53.871	45.797	55.790		10:28:19.493	18		2:07.587	34.913	39.694	52.980	226.4	11:00:16.825
19		2:14.480	40.212	39.165	55.103	231.2	10:30:33.973	19		2:05.838	34.498	39.217	52.123	225.0	11:02:22.663
20		2:51.587 P	40.603	52.188	1:18.796	232.7	10:33:25.560	20		2:05.172	34.091	39.099	51.982	225.4	11:04:27.835
21		12:01.324	10:29.017	39.826	52.481		10:45:26.884	21		2:08.978	36.470	39.499	53.009	208.4	11:06:36.813
22		2:08.684	33.869	38.341	56.474	230.2	10:47:35.568	22		2:06.841	34.257	38.835	53.749	226.4	11:08:43.654
23		2:02.898	33.617	37.928	51.353	233.7	10:49:38.466	23		2:53.243 P	45.546	49.285	1:18.412	170.0	11:11:36.897
24		2:02.163	33.082	37.755	51.326	235.2	10:51:40.629								
25		2:02.197	33.185	37.837	51.175	233.2	10:53:42.826								
26		2:01.298	33.101	37.529	50.668	233.2	10:55:44.124								
27		2:01.177	32.648	37.754	50.775	234.7	10:57:45.301								
28		2:00.994	32.875	37.682	50.437	234.7	10:59:46.295								
29		2:14.454 P	32.818	37.737	1:03.899	236.3	11:02:00.749								
30		12:38.476	11:04.521	40.555	53.400		11:14:39.225								
31		2:04.773	34.124	38.816	51.833	229.7	11:16:43.998								
32		2:02.808	33.409	38.021	51.378	232.7	11:18:46.806								
33		2:01.460	32.819	37.848	50.793	232.2	11:20:48.266								
34		2:01.302	32.795	37.644	50.863	233.7	11:22:49.568								
35		2:01.920	32.810	37.757	51.353	232.7	11:24:51.488								
36		2:01.740	32.947	37.943	50.850	234.2	11:26:53.228								
37		2:13.946	39.034	42.651	52.261	233.7	11:29:07.174								
38		2:01.270	32.927	37.677	50.666	233.7	11:31:08.444								
39		2:14.727 P	33.733	38.016	1:02.978	234.7	11:33:23.171								





Paul Ricard
Euroformula Open
Private test - 1
Lap Analysis



7

Jack Doohan

Dallara F317 HWA

8

Lukas Dunner

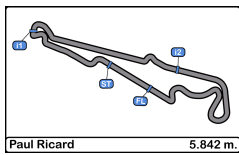
Dallara F317 HWA

Double R

Teo Martin Motorsport

Lap	D	Time	Sector 1	Sector 2	Sector 3	T. Spd	Elapsed	Lap	D	Time	Sector 1	Sector 2	Sector 3	T. Spd	Elapsed
1		9:02:30.015	9:00:52.723	41.540	55.752		9:02:30.015	1		9:04:01.318 P	9:02:09.751	44.713	1:06.854		9:04:01.318
2		2:08.943	35.810	39.668	53.465	220.8	9:04:38.958	2		7:02.856	5:22.073	44.354	56.429		9:11:04.174
3		2:05.938	34.556	38.763	52.619	225.9	9:06:44.896	3		2:18.636	36.740	43.545	58.351	223.1	9:13:22.810
4		2:04.728	33.996	38.501	52.231	228.3	9:08:49.624	4		2:12.735	36.172	41.126	55.437	213.4	9:15:35.545
5		2:17.827 P	37.279	39.251	1:01.297	221.7	9:11:07.451	5		2:10.847	36.772	40.442	53.633	222.6	9:17:46.392
6		10:18.024	8:44.530	40.177	53.317		9:21:25.475	6		2:11.010	35.514	41.090	54.406	222.6	9:19:57.402
7		2:04.736	34.325	38.349	52.062	222.6	9:23:30.211	7		2:25.562 P	40.642	42.871	1:02.049	189.1	9:22:22.964
8		2:02.720	33.145	37.980	51.595	229.7	9:25:32.931	8		7:35.298	5:57.822	41.987	55.489		9:29:58.262
9		2:02.370	33.052	38.010	51.308	229.2	9:27:35.301	9		2:09.695	34.819	41.204	53.672	224.0	9:32:07.957
10		2:17.340 P	36.334	39.095	1:01.911	219.0	9:29:52.641	10		2:06.909	34.735	40.078	52.096	222.6	9:34:14.866
11		8:15.140	6:43.445	39.366	52.329		9:38:07.781	11		2:02.227	33.282	37.769	51.176	232.7	9:36:17.093
12		2:03.611	33.552	37.928	52.131	225.0	9:40:11.392	12		2:02.574	33.474	37.742	51.358	231.2	9:38:19.667
13		2:02.281	33.158	37.811	51.312	229.2	9:42:13.673	13		2:01.508	33.177	37.202	51.129	233.2	9:40:21.175
14		2:01.319	32.248	37.769	51.302	229.7	9:44:14.992	14		2:01.203	32.892	37.420	50.891	232.2	9:42:22.378
15		2:16.531 P	36.463	39.212	1:00.856	230.7	9:46:31.523	15		2:08.512 P	32.787	37.336	58.389	233.7	9:44:30.890
16		28:47.634	27:08.825	43.878	54.931		10:15:19.157	16		12:50.559	11:12.644	43.806	54.109		9:57:21.449
17		2:05.477	34.580	38.446	52.451	222.2	10:17:24.634	17		2:07.109	34.244	39.565	53.300	227.3	9:59:28.558
18		2:01.765	32.859	37.891	51.015	228.8	10:19:26.399	18		2:03.929	34.016	38.756	51.157	227.3	10:01:32.487
19		2:01.792	32.738	37.829	51.225	228.8	10:21:28.191	19		2:04.049	33.298	38.300	52.451	234.2	10:03:36.536
20		2:22.324	39.180	44.575	58.569	215.1	10:23:50.515	20		2:02.462	33.557	37.802	51.103	232.7	10:05:38.998
21		2:13.362 P	34.531	38.106	1:00.725	230.7	10:26:03.877	21		2:01.224	32.991	37.480	50.753	233.2	10:07:40.222
22		10:16.552	8:38.998	39.242	58.312		10:36:20.429	22		2:13.587 P	35.246	39.731	58.610	232.2	10:09:53.809
23		2:03.769	33.203	38.683	51.883	229.2	10:38:24.198	23		15:40.136	14:07.417	40.074	52.645		10:25:33.945
24		2:12.198 P	34.177	37.851	1:00.170	230.7	10:40:36.396	24		2:04.204	34.334	38.308	51.562	229.7	10:27:38.149
25		12:06.537 P	10:28.024	38.961	59.552		10:52:42.933	25		2:05.529	33.809	38.215	53.505	232.7	10:29:43.678
26		18:46.000	17:05.124	45.361	55.515		11:11:28.933	26		2:01.543	33.013	37.525	51.005	234.7	10:31:45.221
27		2:07.329	34.606	39.338	53.385	226.8	11:13:36.262	27		2:00.388	32.744	37.338	50.306	234.7	10:33:45.609
28		2:01.097	32.633	37.682	50.782	231.7	11:15:37.359	28		2:00.169	32.647	37.321	50.201	234.2	10:35:45.778
29		2:01.106	32.572	37.746	50.788	230.7	11:17:38.465	29		2:01.355	32.760	37.263	51.332	234.2	10:37:47.133
30		2:00.542	32.474	37.343	50.725	231.7	11:19:39.007	30		2:13.521 P	35.416	38.298	59.807	229.2	10:40:00.654
31		2:11.050 P	32.640	37.443	1:00.967	229.7	11:21:50.057	31		21:01.467 P	19:25.542	38.521	57.404		11:01:02.121
32		21:09.054	19:34.850	40.168	54.036		11:42:59.111	32		5:54.893	4:23.371	39.679	51.843		11:06:57.014
33		2:03.764	34.553	38.059	51.152	230.7	11:45:02.875	33		2:03.512	33.821	38.366	51.325	225.9	11:09:00.526
34		2:16.452 P	32.888	40.303	1:03.261	230.7	11:47:19.327	34		2:00.928	32.867	37.822	50.239	233.2	11:11:01.454
35		9:37.060	8:06.309	38.856	51.895		11:56:56.387	35		1:59.487	32.351	36.977	50.159	235.8	11:13:00.941
36		2:01.182	32.568	37.799	50.815	231.2	11:58:57.569	36		1:59.262	32.337	37.014	49.911	236.3	11:15:00.203
37		1:59.715	31.231	37.643	50.841	230.7	12:00:57.284	37		1:59.291	32.424	37.057	49.810	235.2	11:16:59.494
38		2:16.147 P	36.365	38.322	1:01.460	228.3	12:03:13.431	38		2:01.178	33.164	37.795	50.219	235.8	11:19:00.672
								39		2:06.672 P	32.531	37.263	56.878	233.2	11:21:07.344
								40		15:30.021	13:56.660	40.030	53.331		11:36:37.365
								41		2:06.576	33.706	40.182	52.688	226.4	11:38:43.941
								42		2:02.486	33.399	38.448	50.639	225.0	11:40:46.427
								43		2:04.654	33.189	37.616	53.849	233.2	11:42:51.081
								44		2:02.448	34.337	37.670	50.441	233.7	11:44:53.529
								45		2:17.218 P	32.727	40.100	1:04.391	232.7	11:47:10.747
								46		9:53.977	8:23.675	38.101	52.201		11:57:04.724
								47		2:00.247	32.601	37.440	50.206	232.2	11:59:04.971
								48		2:00.105	32.681	37.243	50.181	232.7	12:01:05.076
								49		2:11.690 P	34.419	38.091	59.180	232.7	12:03:16.766





Paul Ricard
Euroformula Open
Private test - 1
Lap Analysis

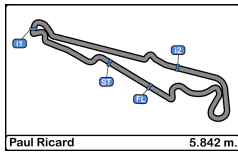


11 Tepei Natori R Dallara F317 Spiess **14** Yuki Tsunoda R Dallara F317 Spiess

Carlin Motorsport Team Motopark

Lap	D	Time	Sector 1	Sector 2	Sector 3	T. Spd	Elapsed	Lap	D	Time	Sector 1	Sector 2	Sector 3	T. Spd	Elapsed
1		9:03:20.032	9:01:41.056	43.524	55.452		9:03:20.032	1		9:05:46.694	9:04:02.194	42.066	1:02.434		9:05:46.694
2		2:09.368	35.359	39.786	54.223	224.0	9:05:29.400	2		2:27.823 P	37.338	40.137	1:10.348	212.5	9:08:14.517
3		2:06.978	34.705	39.037	53.236	226.8	9:07:36.378	3		8:18.034	6:41.436	41.008	55.590		9:16:32.551
4		2:06.000	34.624	38.281	53.095	227.8	9:09:42.378	4		2:10.646	36.533	39.617	54.496	230.7	9:18:43.197
5		2:04.737	33.753	38.550	52.434	226.8	9:11:47.115	5		2:06.582	35.400	39.017	52.165	232.2	9:20:49.779
6		2:04.151	33.596	38.074	52.481	231.2	9:13:51.266	6		2:05.969	35.034	38.716	52.219	234.7	9:22:55.748
7		14:47.354 P	32.737	40.082	13:34.535	230.7	9:28:38.620	7		2:04.181	33.668	38.192	52.321	234.7	9:24:59.929
8		2:36.712	58.093	43.671	54.948		9:31:15.332	8		2:04.238	33.381	38.319	52.538	234.7	9:27:04.167
9		2:09.595	36.670	39.851	53.074	213.4	9:33:24.927	9		2:03.024	33.183	37.894	51.947	233.7	9:29:07.191
10		2:03.653	33.476	38.389	51.788	229.7	9:35:28.580	10		2:22.635	41.186	44.099	57.350	196.3	9:31:29.826
11		2:03.186	33.186	38.427	51.573	229.2	9:37:31.766	11		2:06.470	33.375	39.713	53.382	231.7	9:33:36.296
12		2:13.209	35.123	39.712	58.374	228.3	9:39:44.975	12		2:02.536	33.202	37.796	51.538	234.7	9:35:38.832
13		2:02.985	33.185	38.082	51.718	228.8	9:41:47.960	13		2:20.050 P	33.451	39.421	1:07.178	235.8	9:37:58.882
14		2:02.644	33.103	38.010	51.531	230.7	9:43:50.604	14		26:16.445	24:35.541	43.397	57.507		10:04:15.327
15		22:38.964 P	36.392	42.192	21:20.380	230.2	10:06:29.568	15		2:17.032	40.276	42.522	54.234	217.3	10:06:32.359
16		2:47.604	1:05.916	45.582	56.106		10:09:17.172	16		2:18.379	35.989	40.952	1:01.438	231.2	10:08:50.738
17		2:14.210	36.134	39.437	58.639	204.9	10:11:31.382	17		2:02.151	33.197	37.784	51.170	232.2	10:10:52.889
18		2:01.996	33.128	37.702	51.166	228.3	10:13:33.378	18		2:01.962	32.949	37.681	51.332	233.7	10:12:54.851
19		2:02.869	32.693	37.857	52.319	231.2	10:15:36.247	19		2:01.404	32.857	37.576	50.971	234.2	10:14:56.255
20		2:08.638	33.426	41.694	53.518	233.2	10:17:44.885	20		2:13.584	37.870	40.464	55.250	198.1	10:17:09.839
21		2:01.656	32.959	37.835	50.862	230.7	10:19:46.541	21		2:07.928	33.304	41.076	53.548	233.2	10:19:17.767
22		2:11.052	32.851	41.292	56.909	230.7	10:21:57.593	22		2:03.508	33.120	38.033	52.355	233.2	10:21:21.275
23		2:16.516	37.102	42.422	56.992	232.2	10:24:14.109	23		2:01.766	32.846	38.043	50.877	233.7	10:23:23.041
24		2:07.922	36.154	39.292	52.476	232.7	10:26:22.031	24		2:01.187	32.587	37.814	50.786	236.8	10:25:24.228
25		2:00.955	32.727	37.671	50.557	233.7	10:28:22.986	25		2:02.319	32.666	37.472	52.181	233.2	10:27:26.547
26		12:48.210 P	34.755	38.027	11:35.428	234.7	10:41:11.196	26		2:16.739 P	35.160	38.239	1:03.340	231.7	10:29:43.286
27		2:37.615	59.977	41.950	55.688		10:43:48.811	27		17:45.723	16:04.616	42.622	58.485		10:47:29.009
28		2:09.912	36.255	39.677	53.980	208.0	10:45:58.723	28		2:17.204	40.902	41.265	55.037	217.3	10:49:46.213
29		2:08.641	34.824	39.395	54.422	229.2	10:48:07.364	29		2:15.893	35.464	41.216	59.213	228.3	10:52:02.106
30		2:01.902	32.980	37.946	50.976	230.7	10:50:09.266	30		2:01.292	32.775	37.689	50.828	233.2	10:54:03.398
31		2:01.662	32.848	37.812	51.002	231.7	10:52:10.928	31		2:03.674	32.600	37.298	53.776	232.7	10:56:07.072
32		2:01.270	32.745	37.714	50.811	232.2	10:54:12.198	32		1:59.911	32.362	37.221	50.328	234.2	10:58:06.983
33		2:14.353	36.726	41.378	56.249	230.7	10:56:26.551	33		2:17.368	34.935	44.752	57.681	235.2	11:00:24.351
34		2:01.375	32.824	37.806	50.745	231.7	10:58:27.926	34		2:09.674	33.473	40.627	55.574	233.7	11:02:34.025
35		2:07.292	32.642	37.810	56.840	233.7	11:00:35.218	35		1:59.416	32.212	37.071	50.133	235.8	11:04:33.441
36		2:01.217	32.540	37.794	50.883	231.7	11:02:36.435	36		1:59.600	32.262	37.211	50.127	236.3	11:06:33.041
37		2:00.603	32.515	37.492	50.596	234.2	11:04:37.038	37		1:59.658	32.266	37.252	50.140	234.7	11:08:32.699
38		31:03.489 P	34.393	38.860	29:50.236	233.7	11:35:40.527	38		2:14.491 P	32.155	39.686	1:02.650	236.3	11:10:47.190
39		2:35.828 P	55.442	39.386	1:01.000		11:38:16.355								
40		2:54.350	1:20.083	40.048	54.219		11:41:10.705								
41		2:02.395	33.414	37.901	51.080	233.7	11:43:13.100								
42		2:22.053	35.030	37.913	1:09.110	235.2	11:45:35.153								
43		9:17.381 P	35.465	45.776	7:56.140	232.7	11:54:52.534								
44		2:31.167	53.178	41.085	56.904		11:57:23.701								
45		2:01.805	32.926	37.611	51.268	234.2	11:59:25.506								
46			32.630	37.288		235.8									





Paul Ricard
Euroformula Open
Private test - 1
Lap Analysis



18

Julian Hanses

Dallara F317 Spiess

20

Cameron Das

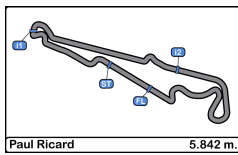
Dallara F317 HWA

Team Motopark

Fortec Motorsport

Lap	D	Time	Sector 1	Sector 2	Sector 3	T. Spd	Elapsed	Lap	D	Time	Sector 1	Sector 2	Sector 3	T. Spd	Elapsed
1		9:03:59.990 P	9:02:07.368	44.919	1:07.703		9:03:59.990	1		9:03:10.469	9:01:31.514	42.860	56.095		9:03:10.469
2		5:57.525	4:18.206	43.595	55.724		9:09:57.515	2		2:12.420	36.706	40.912	54.802	214.7	9:05:22.889
3		2:11.446	36.250	40.865	54.331	210.1	9:12:08.961	3		2:09.797	35.448	40.120	54.229	217.7	9:07:32.686
4		2:07.324	34.900	39.094	53.330	231.2	9:14:16.285	4		2:11.822	37.633	39.898	54.291	219.5	9:09:44.508
5		2:07.495	35.449	38.786	53.260	231.2	9:16:23.780	5		2:10.140	36.536	39.544	54.060	219.5	9:11:54.648
6		2:06.690	34.704	39.117	52.869	231.7	9:18:30.470	6		2:10.353	35.241	40.488	54.624	214.7	9:14:05.001
7		2:05.388	34.357	38.456	52.575	231.7	9:20:35.858	7		2:11.930	35.469	41.408	55.053	212.1	9:16:16.931
8		2:05.616	34.073	38.397	53.146	231.2	9:22:41.474	8		15:04.701 P	35.502	40.669	13:48.530	210.9	9:31:21.632
9		2:05.103	33.877	38.138	53.088	233.7	9:24:46.577	9		2:20.339	50.412	38.059	51.868		9:33:41.971
10		2:12.985	35.184	41.673	56.128	231.7	9:26:59.562	10		2:02.083	33.330	37.637	51.116	237.8	9:35:44.054
11		2:05.260	34.085	38.242	52.933	232.2	9:29:04.822	11		2:05.175	35.223	38.144	51.808	238.9	9:37:49.229
12		2:13.431 P	34.289	38.627	1:00.515	231.7	9:31:18.253	12		2:01.645	32.867	37.239	51.539	237.3	9:39:50.874
13		16:40.197	15:02.158	42.596	55.443		9:47:58.450	13		2:00.849	32.947	37.159	50.743	235.8	9:41:51.723
14		2:06.831	34.361	39.153	53.317	230.2	9:50:05.281	14		2:00.627	32.938	37.093	50.596	237.3	9:43:52.350
15		2:03.253	33.385	37.792	52.076	232.2	9:52:08.534	15		8:33.261 P	32.475	36.939	7:23.847	238.9	9:52:25.611
16		2:02.412	33.182	37.685	51.545	231.2	9:54:10.946	16		2:29.991	53.911	41.241	54.839		9:54:55.602
17		2:02.713	33.582	37.697	51.434	233.7	9:56:13.659	17		2:06.027	36.128	37.862	52.037	210.9	9:57:01.629
18		2:02.114	33.319	37.336	51.459	233.2	9:58:15.773	18		2:02.621	33.975	37.494	51.152	236.3	9:59:04.250
19		2:02.097	33.342	37.402	51.353	233.7	10:00:17.870	19		2:04.151	32.521	37.281	54.349	236.3	10:01:08.401
20		2:01.601	33.035	37.388	51.178	232.2	10:02:19.471	20		2:01.005	32.762	37.070	51.173	237.3	10:03:09.406
21		2:09.510 P	33.156	37.512	58.842	234.7	10:04:28.981	21		1:59.836	32.494	36.982	50.360	236.8	10:05:09.242
22		19:42.454	18:02.091	43.483	56.880		10:24:11.435	22		2:01.110	32.748	37.912	50.450	237.8	10:07:10.352
23		2:08.860	35.321	39.988	53.551	211.7	10:26:20.295	23		2:00.439	32.589	37.103	50.747	236.3	10:09:10.791
24		2:01.257	32.818	37.536	50.903	231.7	10:28:21.552	24		1:59.527	32.484	36.794	50.249	236.3	10:11:10.318
25		2:02.574	33.027	37.840	51.707	231.7	10:30:24.126	25		25:02.523 P	32.489	36.815	23:53.219	236.3	10:36:12.841
26		2:09.654	34.047	39.752	55.855	232.2	10:32:33.780	26		2:42.001	58.835	40.383	1:02.783		10:38:54.842
27		2:01.266	32.865	37.475	50.926	232.2	10:34:35.046	27		2:17.738	37.920	41.547	58.271	230.7	10:41:12.580
28		2:01.120	32.751	37.539	50.830	231.2	10:36:36.166	28		2:01.111	33.682	37.181	50.248	238.9	10:43:13.691
29		2:00.517	32.359	37.351	50.807	232.7	10:38:36.683	29		1:59.666	32.583	37.120	49.963	239.4	10:45:13.357
30		2:09.392 P	32.636	37.473	59.283	233.2	10:40:46.075	30		1:59.604	32.689	36.958	49.957	240.5	10:47:12.961
31		18:29.270	16:54.819	40.447	54.004		10:59:15.345	31		1:58.941	32.376	36.972	49.593	236.3	10:49:11.902
32		2:02.152	32.965	37.669	51.518	231.7	11:01:17.497	32		1:59.160	32.179	36.951	50.030	238.4	10:51:11.062
33		2:01.585	33.013	37.539	51.033	231.2	11:03:19.082	33		1:59.584	32.721	36.900	49.963	236.8	10:53:10.646
34		2:00.151	32.395	37.262	50.494	233.2	11:05:19.233	34		10:07.659 P	32.330	36.799	8:58.530	237.3	11:03:18.305
35		2:01.495	32.548	37.153	51.794	232.7	11:07:20.728	35		2:30.102	54.331	42.212	53.559		11:05:48.407
36		2:09.742	35.103	40.371	54.268	233.2	11:09:30.470	36		1:59.258	32.211	36.929	50.118	235.2	11:07:47.665
37		2:08.241 P	32.541	37.105	58.595	232.7	11:11:38.711	37		1:58.949	32.320	36.854	49.775	237.8	11:09:46.614
38		12:10.148	10:34.700	40.701	54.747		11:23:48.859	38		1:58.829	32.307	36.612	49.910	238.9	11:11:45.443
39		2:04.921	32.651	37.908	54.362	233.7	11:25:53.780	39		1:58.640	31.979	36.775	49.886	237.3	11:13:44.083
40		2:08.919	32.519	37.681	58.719	232.7	11:28:02.699	40		1:58.570	31.992	36.809	49.769	238.9	11:15:42.653
41		2:01.719	32.808	37.495	51.416	230.2	11:30:04.418	41		2:04.737	32.976	37.984	53.777	237.8	11:17:47.390
42		2:01.668	33.048	37.409	51.211	232.7	11:32:06.086	42		23:14.688 P	32.226	36.867	22:05.595	237.8	11:41:02.078
43		2:09.932 P	32.654	37.348	59.930	233.2	11:34:16.018	43		2:39.857	59.865	42.898	57.094		11:43:41.935
44		12:34.995 P	10:39.485	43.685	1:11.825		11:46:51.013	44		11:14.809 P	37.034	40.923	9:56.852	234.2	11:54:56.744
								45		2:19.266	49.923	37.557	51.786		11:57:16.010
								46		1:59.944	32.576	37.085	50.283	237.3	11:59:15.954
								47			32.531	37.010		237.8	





Paul Ricard
Euroformula Open
Private test - 1
Lap Analysis



21

Calan Williams

Dallara F317 HWA

26

Linus Lundqvist

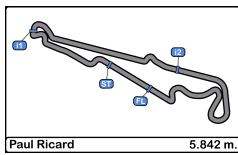
Dallara F317 HWA

Fortec Motorsport

Double R

Lap	D	Time	Sector 1	Sector 2	Sector 3	T. Spd	Elapsed	Lap	D	Time	Sector 1	Sector 2	Sector 3	T. Spd	Elapsed
1		9:03:24.637	9:01:47.865	40.110	56.662		9:03:24.637	1		9:02:42.151	9:01:01.094	43.284	57.773		9:02:42.151
2		2:09.324	35.384	40.236	53.704	229.2	9:05:33.961	2		2:25.012 P	36.131	41.599	1:07.282	223.1	9:05:07.163
3		2:05.683	34.471	38.258	52.954	229.7	9:07:39.644	3		12:17.433	10:43.127	40.579	53.727		9:17:24.596
4		2:06.871	35.178	39.305	52.388	232.2	9:09:46.515	4		2:07.912	35.411	40.002	52.499	219.9	9:19:32.508
5		2:04.381	33.623	37.861	52.897	234.7	9:11:50.896	5		2:05.737	34.087	39.455	52.195	228.8	9:21:38.245
6		2:03.516	33.695	37.683	52.138	236.3	9:13:54.412	6		2:17.848 P	33.816	41.902	1:02.130	231.2	9:23:56.093
7		2:05.829	34.794	37.841	53.194	236.3	9:16:00.241	7		6:57.464	5:24.862	39.769	52.833		9:30:53.557
8		2:05.039	34.950	38.134	51.955	235.2	9:18:05.280	8		2:08.235	35.461	40.081	52.693	219.9	9:33:01.792
9		2:02.354	33.266	37.475	51.613	235.2	9:20:07.634	9		2:06.044	33.945	40.114	51.985	232.2	9:35:07.836
10		14:25.306 P	33.864	38.278	13:13.164	234.7	9:34:32.940	10		2:03.438	33.691	38.018	51.729	231.2	9:37:11.274
11		2:32.025	55.968	39.852	56.205		9:37:04.965	11		2:19.087 P	36.173	39.924	1:02.990	227.8	9:39:30.361
12		2:04.366	33.900	37.723	52.743	231.2	9:39:09.331	12		12:28.381	10:54.741	39.832	53.808		9:51:58.742
13		2:01.539	33.151	37.371	51.017	234.7	9:41:10.870	13		2:05.901	33.810	39.381	52.710	228.8	9:54:04.643
14		2:00.973	32.854	37.161	50.958	237.3	9:43:11.843	14		2:07.244	33.605	39.690	53.949	222.6	9:56:11.887
15		2:01.247	33.041	37.244	50.962	235.8	9:45:13.090	15		2:08.932	35.752	40.267	52.913	231.7	9:58:20.819
16		2:00.687	32.744	37.251	50.692	235.2	9:47:13.777	16		2:01.071	32.907	37.290	50.874	232.2	10:00:21.890
17		2:01.304	33.086	37.402	50.816	234.2	9:49:15.081	17		2:03.060	33.224	37.381	52.455	232.7	10:02:24.950
18		2:00.739	32.739	37.213	50.787	235.2	9:51:15.820	18		2:00.766	32.892	37.419	50.455	233.7	10:04:25.716
19		2:00.428	32.796	37.151	50.481	234.2	9:53:16.248	19		2:00.542	32.846	37.426	50.270	232.2	10:06:26.258
20		2:00.776	32.854	37.287	50.635	235.2	9:55:17.024	20		2:10.082 P	32.849	37.456	59.777	232.2	10:08:36.340
21		19:15.900 P	32.881	37.040	18:05.979	236.3	10:14:32.924	21		38:48.829	37:15.712	39.791	53.326		10:47:25.169
22		2:40.522	58.127	44.280	58.115		10:17:13.446	22		2:02.174	33.259	37.802	51.113	229.7	10:49:27.343
23		2:07.107	33.925	39.036	54.146	233.7	10:19:20.553	23		2:00.573	33.100	37.348	50.125	233.2	10:51:27.916
24		2:06.422	32.789	37.190	56.443	233.7	10:21:26.975	24		1:59.893	32.540	37.273	50.080	233.2	10:53:27.809
25		2:00.785	32.534	37.193	51.058	235.8	10:23:27.760	25		1:59.736	32.492	37.011	50.233	233.7	10:55:27.545
26		1:59.873	32.534	37.112	50.227	238.9	10:25:27.633	26		1:59.833	32.349	37.231	50.253	236.3	10:57:27.378
27		2:00.178	32.570	36.870	50.738	235.2	10:27:27.811	27		1:59.704	32.476	37.283	49.945	233.7	10:59:27.082
28		1:59.843	32.645	36.902	50.296	237.3	10:29:27.654	28		2:10.615 P	32.555	37.546	1:00.514	234.2	11:01:37.697
29		2:00.100	32.633	37.118	50.349	235.8	10:31:27.754	29		8:08.799	6:27.826	42.843	58.130		11:09:46.496
30		1:59.999	32.405	36.979	50.615	236.8	10:33:27.753	30		2:10.279	37.159	40.681	52.439	211.7	11:11:56.775
31		15:06.507 P	32.530	37.021	13:56.956	235.8	10:48:34.260	31		2:00.247	32.438	37.409	50.400	231.7	11:13:57.022
32		2:28.247	53.927	40.344	53.976		10:51:02.507	32		1:59.597	32.290	37.218	50.089	234.7	11:15:56.619
33		2:06.134	35.825	39.141	51.168	182.4	10:53:08.641	33		2:14.518	39.422	41.125	53.971	233.2	11:18:11.137
34		1:59.757	32.410	36.913	50.434	235.2	10:55:08.398	34		1:59.789	32.494	37.156	50.139	233.2	11:20:10.926
35		1:59.362	32.380	36.993	49.989	236.8	10:57:07.760	35		2:12.058 P	32.500	38.632	1:00.926	233.2	11:22:22.984
36		1:59.113	32.373	36.770	49.970	236.8	10:59:06.873	36		9:56.392	8:18.485	41.519	56.388		11:32:19.376
37		1:59.297	32.320	36.948	50.029	237.3	11:01:06.170	37		2:03.341	32.962	37.380	52.999	233.7	11:34:22.717
38		1:59.566	32.243	36.840	50.483	236.8	11:03:05.736	38		2:13.092 P	33.075	40.347	59.670	232.7	11:36:35.809
39		1:59.171	32.384	36.803	49.984	237.8	11:05:04.907	39		5:49.353	4:13.131	42.132	54.090		11:42:25.162
40		35:43.091 P	32.361	36.830	34:33.900	237.8	11:40:47.998	40		2:17.360	41.694	41.594	54.072	231.2	11:44:42.522
41		2:36.073	59.015	40.456	56.602		11:43:24.071	41		2:19.433 P	32.698	41.336	1:05.399	232.2	11:47:01.955
42		2:21.702	38.379	38.586	1:04.737	226.8	11:45:45.773	42		10:10.384 P	8:30.702	38.574	1:01.108		11:57:12.339
43		9:09.070 P	47.212	48.277	7:33.581	164.8	11:54:54.843	43		2:55.172 P	1:17.593	37.758	59.821		12:00:07.511
44		2:26.969	54.355	38.950	53.664		11:57:21.812								
45		2:00.791	32.419	36.993	51.379	237.3	11:59:22.603								
46			32.243	36.729		237.3									





Paul Ricard
Euroformula Open
Private test - 1
Lap Analysis



30

Liam Lawson

R

Dallara F317 Spiess

31

Billy Monger

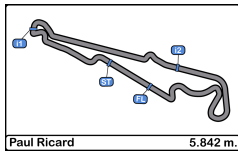
Dallara F317 Spiess

Team Motopark

Carlin Motorsport

Lap	D	Time	Sector 1	Sector 2	Sector 3	T. Spd	Elapsed	Lap	D	Time	Sector 1	Sector 2	Sector 3	T. Spd	Elapsed
1		9:04:30.493 P	9:02:37.073	45.113	1:08.307		9:04:30.493	1		9:02:58.650	9:01:18.809	43.374	56.467		9:02:58.650
2		5:20.102	3:42.234	41.689	56.179		9:09:50.595	2		2:09.722	35.893	40.114	53.715	224.0	9:05:08.372
3		2:12.260	39.237	39.333	53.690	224.5	9:12:02.855	3		2:20.001	36.584	39.226	1:04.191	213.4	9:07:28.373
4		2:06.020	34.658	38.721	52.641	232.7	9:14:08.875	4		2:05.289	34.097	38.734	52.458	225.4	9:09:33.662
5		2:05.122	33.861	38.808	52.453	233.7	9:16:13.997	5		2:05.580	33.770	38.302	53.508	227.3	9:11:39.242
6		2:04.917	33.671	38.414	52.832	233.2	9:18:18.914	6		2:05.198	34.184	38.289	52.725	232.2	9:13:44.440
7		2:04.273	33.771	38.217	52.285	234.2	9:20:23.187	7		2:04.171	33.535	38.368	52.268	229.7	9:15:48.611
8		2:03.339	33.297	38.127	51.915	233.7	9:22:26.526	8		12:21.153 P	35.818	39.774	11:05.561	231.2	9:28:09.764
9		2:10.267	38.522	38.570	53.175	236.3	9:24:36.793	9		2:36.736	1:00.846	41.630	54.260		9:30:46.500
10		2:04.250	33.428	38.272	52.550	234.7	9:26:41.043	10		2:06.981	34.839	38.388	53.754	227.3	9:32:53.481
11		2:03.942	33.703	37.930	52.309	234.2	9:28:44.985	11		2:05.590	33.695	38.633	53.262	227.8	9:34:59.071
12		2:14.705 P	34.679	38.102	1:01.924	233.2	9:30:59.690	12		2:03.314	33.354	38.179	51.781	229.7	9:37:02.385
13		21:37.893	20:00.356	42.305	55.232		9:52:37.583	13		2:04.022	33.849	38.212	51.961	228.3	9:39:06.407
14		2:07.758	35.934	40.124	51.700	228.3	9:54:45.341	14		2:02.814	33.173	38.178	51.463	229.7	9:41:09.221
15		2:02.285	32.972	37.977	51.336	234.2	9:56:47.626	15		2:09.978	33.242	41.206	55.530	231.2	9:43:19.199
16		2:01.550	32.754	37.550	51.246	232.7	9:58:49.176	16		23:24.313 P	33.312	37.984	22:13.017	228.3	10:06:43.512
17		2:01.530	33.231	37.592	50.707	234.2	10:00:50.706	17		2:38.482	1:02.459	41.447	54.576		10:09:21.994
18		1:59.960	32.451	37.158	50.351	234.2	10:02:50.666	18		2:12.465	35.033	38.770	58.662	228.3	10:11:34.459
19		2:06.522	32.629	40.523	53.370	234.2	10:04:57.188	19		2:04.771	33.572	38.394	52.805	228.3	10:13:39.230
20		1:59.990	32.391	37.302	50.297	234.2	10:06:57.178	20		2:03.982	33.579	38.017	52.386	230.2	10:15:43.212
21		2:13.113 P	33.735	37.266	1:02.112	232.7	10:09:10.291	21		2:05.083	33.529	38.708	52.846	231.2	10:17:48.295
22		14:29.626	12:49.617	44.229	55.780		10:23:39.917	22		18:43.384 P	33.064	37.815	17:32.505	230.2	10:36:31.679
23		2:20.195	36.656	42.926	1:00.613	231.2	10:26:00.112	23		2:25.178	53.990	38.753	52.435		10:38:56.857
24		2:06.002	36.396	39.026	50.580	231.2	10:28:06.114	24		2:05.479	33.486	37.604	54.389	234.2	10:41:02.336
25		2:01.280	32.477	37.631	51.172	233.7	10:30:07.394	25		2:01.747	32.949	37.725	51.073	232.2	10:43:04.083
26		2:00.744	32.342	37.301	51.101	234.7	10:32:08.138	26		10:09.380 P	32.883	37.918	8:58.579	231.7	10:53:13.463
27		2:05.953	37.091	37.924	50.938	233.7	10:34:14.091	27		2:35.182	1:01.045	40.661	53.476		10:55:48.645
28		1:59.865	32.435	37.345	50.085	232.2	10:36:13.956	28		2:04.624	33.437	38.460	52.727	230.7	10:57:53.269
29		2:00.045	32.392	37.455	50.198	233.2	10:38:14.001	29		2:01.356	32.813	37.678	50.865	232.2	10:59:54.625
30		2:14.298 P	35.788	37.227	1:01.283	234.7	10:40:28.299	30		2:03.113	32.551	37.733	52.829	232.2	11:01:57.738
31		13:55.950	12:24.626	38.491	52.833		10:54:24.249	31		2:00.796	32.577	37.465	50.754	232.2	11:03:58.534
32		2:06.590	33.575	37.470	55.545	232.2	10:56:30.839	32		2:00.711	32.599	37.344	50.768	233.2	11:05:59.245
33		1:59.640	32.347	37.224	50.069	234.7	10:58:30.479	33		2:00.239	32.384	37.389	50.466	230.7	11:07:59.484
34		1:59.493	32.226	37.149	50.118	235.8	11:00:29.972	34		2:02.650	33.332	37.823	51.495	233.2	11:10:02.134
35		1:59.249	32.109	37.259	49.881	233.7	11:02:29.221	35		2:00.007	32.166	37.311	50.530	233.2	11:12:02.141
36		1:59.068	32.133	37.041	49.894	235.8	11:04:28.289	36		23:44.889 P	33.757	38.520	22:32.612	232.2	11:35:47.030
37		2:14.829 P	38.304	37.756	58.769	236.8	11:06:43.118	37		2:40.571 P	55.973	40.854	1:03.744		11:38:27.601
38		17:17.004	15:40.718	42.134	54.152		11:24:00.122	38		2:57.456	1:26.581	39.603	51.272		11:41:25.057
39		2:14.612	40.396	41.998	52.218	202.2	11:26:14.734								
40		2:02.389	32.490	37.363	52.536	233.2	11:28:17.123								
41		1:59.772	32.544	37.129	50.099	235.2	11:30:16.895								
42		1:59.879	32.357	37.086	50.436	236.3	11:32:16.774								
43		2:15.229 P	32.382	37.318	1:05.529	236.8	11:34:32.003								
44		23:07.382 P	21:26.774	38.846	1:01.762		11:57:39.385								
45		2:55.999 P	1:07.647	44.029	1:04.323		12:00:35.384								





Paul Ricard
Euroformula Open
Private test - 1
Lap Analysis



33

Marino Sato

Dallara F317 Spiess **51**

Aldo Festante

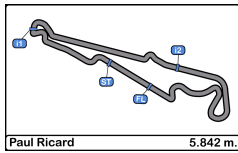
Dallara F317 HWA

Team Motopark

Teo Martin Motorsport

Lap	D	Time	Sector 1	Sector 2	Sector 3	T. Spd	Elapsed	Lap	D	Time	Sector 1	Sector 2	Sector 3	T. Spd	Elapsed
1		9:05:14.890 P	9:03:14.567	49.783	1:10.540		9:05:14.890	1		9:03:11.194 P	9:01:14.099	45.202	1:11.893		9:03:11.194
2		5:00.761	3:22.721	42.436	55.604		9:10:15.651	2		8:29.792	6:50.188	42.110	57.494		9:11:40.986
3		2:12.038	37.033	40.975	54.030	225.4	9:12:27.689	3		2:07.303	35.121	39.190	52.992	230.7	9:13:48.289
4		2:09.116	36.325	39.332	53.459	231.7	9:14:36.805	4		2:04.939	33.925	38.620	52.394	228.8	9:15:53.228
5		2:08.127	35.417	39.316	53.394	232.7	9:16:44.932	5		2:03.742	33.645	38.154	51.943	229.7	9:17:56.970
6		2:06.716	34.754	38.780	53.182	232.7	9:18:51.648	6		2:04.171	33.553	38.237	52.381	230.2	9:20:01.141
7		2:05.921	34.878	38.657	52.386	236.3	9:20:57.569	7		2:03.740	34.155	37.955	51.630	230.2	9:22:04.881
8		2:06.358	34.549	38.849	52.960	233.2	9:23:03.927	8		2:03.444	33.727	38.171	51.546	230.2	9:24:08.325
9		2:04.982	34.126	38.483	52.373	233.2	9:25:08.909	9		2:10.399	35.793	38.194	56.412	231.2	9:26:18.724
10		2:04.694	33.924	38.383	52.387	232.2	9:27:13.603	10		2:12.871 P	33.569	37.752	1:01.550	227.3	9:28:31.595
11		2:04.602	33.583	38.088	52.931	231.7	9:29:18.205	11		7:27.342	5:47.871	43.562	55.909		9:35:58.937
12		2:16.582 P	34.297	38.506	1:03.779	233.7	9:31:34.787	12		2:06.538	35.359	38.875	52.304	222.2	9:38:05.475
13		19:46.441	18:06.261	43.624	56.556		9:51:21.228	13		2:02.967	33.578	37.877	51.512	227.3	9:40:08.442
14		2:05.686	34.659	38.468	52.559	222.6	9:53:26.914	14		2:02.541	33.435	37.900	51.206	229.7	9:42:10.983
15		2:04.121	33.278	38.344	52.499	232.2	9:55:31.035	15		2:01.741	33.055	37.736	50.950	229.7	9:44:12.724
16		2:02.945	33.374	37.741	51.830	232.7	9:57:33.980	16		2:01.510	32.887	37.664	50.959	230.2	9:46:14.234
17		2:01.729	32.937	37.590	51.202	232.7	9:59:35.709	17		2:01.322	32.949	37.718	50.655	231.7	9:48:15.556
18		2:13.979 P	33.164	37.779	1:03.036	232.7	10:01:49.688	18		2:15.510 P	33.618	37.985	1:03.907	231.2	9:50:31.066
19		22:35.889	20:56.100	43.431	56.358		10:24:25.577	19		14:00.523	12:22.374	41.373	56.776		10:04:31.589
20		2:08.237	35.616	39.725	52.896	224.5	10:26:33.814	20		2:08.911	35.295	39.294	54.322	222.6	10:06:40.500
21		2:01.428	32.772	37.524	51.132	232.2	10:28:35.242	21		2:03.415	33.548	38.062	51.805	228.3	10:08:43.915
22		2:03.305	32.771	38.579	51.955	233.2	10:30:38.547	22		2:02.608	33.221	37.915	51.472	229.2	10:10:46.523
23		2:02.323	33.004	37.627	51.692	233.2	10:32:40.870	23		2:02.023	33.236	37.748	51.039	228.8	10:12:48.546
24		2:00.548	32.773	37.362	50.413	234.2	10:34:41.418	24		2:02.021	33.093	37.674	51.254	228.8	10:14:50.567
25		2:13.212 P	32.793	37.374	1:03.045	232.2	10:36:54.630	25		2:13.340 P	33.350	37.744	1:02.246	230.2	10:17:03.907
26		40:02.865	38:28.185	41.415	53.265		11:16:57.495	26		16:03.437	14:29.586	40.482	53.369		10:33:07.344
27		2:06.531	36.680	38.719	51.132	231.7	11:19:04.026	27		2:04.249	34.136	38.852	51.261	228.3	10:35:11.593
28		2:00.523	32.382	37.453	50.688	231.2	11:21:04.549	28		2:03.003	33.278	38.227	51.498	228.8	10:37:14.596
29		2:00.564	32.468	37.537	50.559	234.2	11:23:05.113	29		2:01.803	33.236	37.830	50.737	230.2	10:39:16.399
30		2:01.322	32.690	37.838	50.794	231.7	11:25:06.435	30		2:10.667	38.802	39.750	52.115	232.2	10:41:27.066
31		2:12.139 P	33.938	37.537	1:00.664	232.7	11:27:18.574	31		2:01.922	33.804	37.666	50.452	232.7	10:43:28.988
32		15:50.729	14:11.131	43.947	55.651		11:43:09.303	32		2:01.478	32.828	37.769	50.881	233.2	10:45:30.466
33		2:15.251	40.694	41.829	52.728	222.6	11:45:24.554	33		2:02.174	33.175	37.728	51.271	231.2	10:47:32.640
34		2:44.265 P	42.164	48.401	1:13.700	232.7	11:48:08.819	34		2:13.646 P	33.567	37.675	1:02.404	233.2	10:49:46.286
35		9:03.811	7:32.566	39.630	51.615		11:57:12.630	35		19:29.696	17:56.173	40.494	53.029		11:09:15.982
36		2:00.136	32.498	37.184	50.454	234.7	11:59:12.766	36		2:05.570	33.847	39.429	52.294	228.8	11:11:21.552
37		2:20.400 P	37.012	38.659	1:04.729	233.7	12:01:33.166	37		2:02.788	33.192	38.321	51.275	230.7	11:13:24.340
38								38		2:02.723	33.228	38.251	51.244	229.7	11:15:27.063
39								39		2:02.572	33.197	38.037	51.338	229.2	11:17:29.635
40								40		2:02.165	32.924	37.936	51.305	230.7	11:19:31.800
41								41		2:15.322 P	33.575	39.688	1:02.059	228.8	11:21:47.122
42								42		22:24.091 P	20:31.525	45.051	1:07.515		11:44:11.213
43								43		2:42.208 P	1:01.012	38.310	1:02.886		11:46:53.421
44								44		10:14.089	8:43.782	38.497	51.810		11:57:07.510
45								45		2:01.615	32.909	37.793	50.913	232.7	11:59:09.125
46								46		2:01.047	32.860	37.566	50.621	231.2	12:01:10.172
47								47		2:12.133 P	33.424	38.104	1:00.605	231.2	12:03:22.305





Paul Ricard
Euroformula Open
Private test - 1
Lap Analysis



63

Nicolai Kjaergaard

Dallara F317 Spiess

66

Petru Florescu

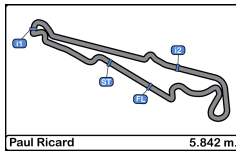
Dallara F317
Piedrafita

Carlin Motorsport

Drivex School

Lap	D	Time	Sector 1	Sector 2	Sector 3	T. Spd	Elapsed	Lap	D	Time	Sector 1	Sector 2	Sector 3	T. Spd	Elapsed
1		9:02:57.759	9:01:18.206	43.034	56.519		9:02:57.759	1		9:06:53.254	9:05:10.678	45.525	57.051		9:06:53.254
2		2:09.980	36.019	40.217	53.744	222.2	9:05:07.739	2		2:11.178	36.698	40.580	53.900	225.4	9:09:04.432
3		2:17.592	40.221	42.296	55.075	192.1	9:07:25.331	3		2:06.684	34.906	38.722	53.056	231.2	9:11:11.116
4		2:06.355	34.701	39.062	52.592	225.4	9:09:31.686	4		2:08.019	35.471	39.107	53.441	233.2	9:13:19.135
5		2:05.691	34.106	38.513	53.072	226.8	9:11:37.377	5		2:05.246	33.990	38.391	52.865	233.7	9:15:24.381
6		2:04.902	33.815	38.336	52.751	230.2	9:13:42.279	6		2:06.539	35.319	38.565	52.655	234.7	9:17:30.920
7		2:04.639	33.793	38.346	52.500	228.8	9:15:46.918	7		2:04.620	34.281	38.025	52.314	235.8	9:19:35.540
8		12:16.978 P	33.641	38.211	11:05.126	231.7	9:28:03.896	8		2:03.669	33.776	37.798	52.095	234.7	9:21:39.209
9		2:32.201	56.791	41.756	53.654		9:30:36.097	9		2:20.294 P	34.441	39.469	1:06.384	236.8	9:23:59.503
10		2:06.300	34.679	39.043	52.578	227.3	9:32:42.397	10		9:27.405	7:46.964	43.250	57.191		9:33:26.908
11		2:03.364	33.521	38.159	51.684	228.8	9:34:45.761	11		2:08.692	35.795	40.013	52.884	208.8	9:35:35.600
12		2:02.969	33.439	37.929	51.601	229.7	9:36:48.730	12		2:03.900	33.583	38.107	52.210	234.7	9:37:39.500
13		2:03.005	33.409	38.135	51.461	228.3	9:38:51.735	13		2:02.782	33.428	37.684	51.670	233.2	9:39:42.282
14		2:07.529	36.086	38.708	52.735	230.2	9:40:59.264	14		2:02.327	33.179	37.742	51.406	233.7	9:41:44.609
15		2:02.892	33.056	37.864	51.972	231.7	9:43:02.156	15		2:11.099	34.175	43.623	53.301	235.2	9:43:55.708
16		23:58.823 P	33.441	37.847	22:47.535	230.2	10:07:00.979	16		2:01.779	33.045	37.382	51.352	234.7	9:45:57.487
17		2:35.819	58.835	41.397	55.587		10:09:36.798	17		2:15.438 P	34.448	41.245	59.745	234.7	9:48:12.925
18		2:06.416	34.996	38.845	52.575	230.7	10:11:43.214	18		9:59.969	8:24.108	41.534	54.327		9:58:12.894
19		2:03.875	33.772	38.192	51.911	231.2	10:13:47.089	19		2:12.919	38.263	40.521	54.135	218.1	10:00:25.813
20		2:02.383	33.207	37.961	51.215	232.2	10:15:49.472	20		2:02.575	33.337	37.828	51.410	234.2	10:02:28.388
21		2:02.679	33.438	37.658	51.583	232.7	10:17:52.151	21		2:02.223	32.918	37.808	51.497	237.3	10:04:30.611
22		2:08.150	35.870	39.140	53.140	233.7	10:20:00.301	22		2:05.263	33.171	40.276	51.816	235.2	10:06:35.874
23		2:02.477	33.384	37.825	51.268	231.7	10:22:02.778	23		2:02.501	33.251	37.810	51.440	234.2	10:08:38.375
24		2:02.787	33.577	37.863	51.347	235.8	10:24:05.565	24		2:01.549	32.789	37.534	51.226	233.7	10:10:39.924
25		2:01.322	33.021	37.454	50.847	234.7	10:26:06.887	25		2:12.792 P	34.102	38.191	1:00.499	234.7	10:12:52.716
26		14:59.153 P	33.237	37.587	13:48.329	234.2	10:41:06.040	26		11:14.825	9:37.760	39.706	57.359		10:24:07.541
27		2:34.180	58.913	40.684	54.583		10:43:40.220	27		2:02.097	33.359	37.692	51.046	235.8	10:26:09.638
28		2:06.068	34.328	39.149	52.591	230.2	10:45:46.288	28		2:01.316	32.840	37.499	50.977	235.8	10:28:10.954
29		2:02.891	33.278	38.073	51.540	232.2	10:47:49.179	29		2:01.204	32.955	37.486	50.763	236.3	10:30:12.158
30		2:02.353	33.139	37.812	51.402	232.7	10:49:51.532	30		2:10.688 P	33.000	37.944	59.744	236.3	10:32:22.846
31		2:02.021	33.249	37.648	51.124	233.7	10:51:53.553	31		10:31.630	8:55.317	40.695	55.618		10:42:54.476
32		2:01.816	32.983	37.560	51.273	233.2	10:53:55.369	32		2:14.551	34.578	39.603	1:00.370	224.0	10:45:09.027
33		2:01.434	32.717	37.480	51.237	231.7	10:55:56.803	33		2:05.753	33.404	37.789	54.560	234.7	10:47:14.780
34		2:01.809	33.129	37.492	51.188	235.2	10:57:58.612	34		2:01.005	32.738	37.758	50.509	236.8	10:49:15.785
35		2:01.269	32.850	37.498	50.921	234.2	10:59:59.881	35		2:08.448	35.460	40.185	52.803	237.3	10:51:24.233
36		2:00.985	32.692	37.630	50.663	234.7	11:02:00.866	36		2:00.740	32.605	36.804	51.331	235.8	10:53:24.973
37		33:06.094 P	33.107	37.606	31:55.381	235.2	11:35:06.960	37		2:00.474	32.537	37.380	50.557	234.7	10:55:25.447
38		2:41.164 P	56.044	40.548	1:04.572		11:37:48.124	38		2:11.568 P	32.689	39.460	59.419	237.3	10:57:37.015
39		2:54.720	1:24.535	38.383	51.802		11:40:42.844	39		11:20.838	9:45.420	41.328	54.090		11:08:57.853
40		2:03.174	33.379	38.175	51.620	232.7	11:42:46.018	40		2:06.824	34.692	40.387	51.745	225.9	11:11:04.677
41		2:03.234	33.952	37.910	51.372	232.7	11:44:49.252	41		1:59.597	31.014	37.653	50.930	236.3	11:13:04.274
42		10:01.288 P	33.128	43.743	8:44.417	233.2	11:54:50.540	42		1:59.915	32.272	37.255	50.388	238.4	11:15:04.189
43		2:29.401	54.255	40.439	54.707		11:57:19.941	43		2:00.173	32.511	37.371	50.291	237.3	11:17:04.362
44		2:03.445	33.211	37.671	52.563	233.7	11:59:23.386	44		2:02.685	32.478	37.190	53.017	237.3	11:19:07.047
45			32.951	37.487		236.8		45			32.361			234.7	





Paul Ricard
Euroformula Open
Private test - 1
Lap Analysis



77

Guilherme Samaia

Dallara F317 HWA

99

Rui Andrade

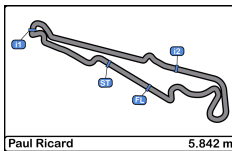
Dallara F317
Piedrafita

Teo Martin Motorsport

Drivex School

Lap	D	Time	Sector 1	Sector 2	Sector 3	T. Spd	Elapsed	Lap	D	Time	Sector 1	Sector 2	Sector 3	T. Spd	Elapsed
1		9:03:46.437	9:01:58.092	44.442	1:03.903		9:03:46.437	1		9:09:22.631	9:07:34.683	48.132	59.816		9:09:22.631
2		2:32.541 P	40.653	42.590	1:09.298	188.8	9:06:18.978	2		2:16.196	38.062	41.394	56.740	221.3	9:11:38.827
3		6:22.816	4:48.384	39.809	54.623		9:12:41.794	3		2:13.202	36.906	41.209	55.087	232.7	9:13:52.029
4		2:08.877	35.771	39.191	53.915	228.8	9:14:50.671	4		2:51.045	1:13.141	43.413	54.491	231.7	9:16:43.074
5		2:13.276	38.852	39.767	54.657	229.7	9:17:03.947	5		2:08.283	35.376	39.677	53.230	229.7	9:18:51.357
6		2:05.481	34.300	38.512	52.669	229.7	9:19:09.428	6		2:09.281	36.956	39.106	53.219	232.2	9:21:00.638
7		2:03.748	33.765	37.998	51.985	229.7	9:21:13.176	7		2:07.141	34.978	38.940	53.223	233.2	9:23:07.779
8		2:11.727 P	34.018	37.918	59.791	230.2	9:23:24.903	8		2:25.011 P	34.718	39.453	1:10.840	232.2	9:25:32.790
9		9:06.605	7:30.293	42.264	54.048		9:32:31.508	9		49:21.069	47:40.256	43.221	57.592		10:14:53.859
10		2:06.131	34.433	38.723	52.975	228.8	9:34:37.639	10		2:08.169	35.393	39.648	53.128	231.2	10:17:02.028
11		2:02.772	33.528	37.557	51.687	229.7	9:36:40.411	11		2:05.355	34.338	38.627	52.390	232.2	10:19:07.383
12		2:01.724	33.188	37.336	51.200	229.2	9:38:42.135	12		2:31.073	34.365	38.593	1:18.115	232.7	10:21:38.456
13		2:04.014	33.605	38.169	52.240	231.2	9:40:46.149	13		2:05.967	34.554	39.090	52.323	232.2	10:23:44.423
14		2:01.551	33.164	37.325	51.062	231.2	9:42:47.700	14		2:04.811	34.070	38.511	52.230	236.3	10:25:49.234
15		2:00.653	32.587	37.268	50.798	230.7	9:44:48.353	15		2:05.841	34.775	38.699	52.367	232.2	10:27:55.075
16		2:08.257 P	32.625	37.226	58.406	229.7	9:46:56.610	16		2:04.633	34.185	38.356	52.092	231.7	10:29:59.708
17		17:00.575	15:25.462	40.847	54.266		10:03:57.185	17		2:14.922 P	34.423	38.201	1:02.298	231.7	10:32:14.630
18		2:05.378	34.606	38.664	52.108	229.2	10:06:02.563	18		11:29.614	9:51.620	43.883	54.111		10:43:44.244
19		2:03.675	33.834	38.208	51.633	229.2	10:08:06.238	19		2:07.025	34.697	39.720	52.608	231.7	10:45:51.269
20		2:00.930	33.100	37.241	50.589	229.2	10:10:07.168	20		2:05.057	33.853	38.965	52.239	232.7	10:47:56.326
21		2:00.053	32.645	36.940	50.468	231.2	10:12:07.221	21		2:04.582	34.399	38.394	51.789	233.2	10:50:00.908
22		2:00.532	32.486	37.016	51.030	230.2	10:14:07.753	22		2:03.929	33.999	38.396	51.534	233.2	10:52:04.837
23		2:09.043 P	32.656	37.208	59.179	231.7	10:16:16.796	23		2:04.190	33.649	38.311	52.230	234.7	10:54:09.027
24		10:25.270	8:49.352	42.018	53.900		10:26:42.066	24		2:39.349 P	33.834	37.961	1:27.554	231.7	10:56:48.376
25		2:04.772	34.193	38.483	52.096	229.2	10:28:46.838	25		12:31.252	10:52.826	43.892	54.534		11:09:19.628
26		2:01.289	32.810	37.458	51.021	232.2	10:30:48.127	26		2:05.671	34.107	39.377	52.187	232.2	11:11:25.299
27		2:00.243	32.535	37.220	50.488	231.7	10:32:48.370	27		2:03.890	33.664	38.403	51.823	234.2	11:13:29.189
28		1:59.593	32.402	37.044	50.147	233.2	10:34:47.963	28		2:03.512	33.439	38.554	51.519	235.2	11:15:32.701
29		2:02.410	34.445	37.379	50.586	230.7	10:36:50.373	29		2:03.260	33.465	38.085	51.710	233.7	11:17:35.961
30		2:00.260	32.507	37.154	50.599	230.7	10:38:50.633	30		2:03.043	33.361	37.939	51.743	233.2	11:19:39.004
31		2:00.395	32.417	37.080	50.898	232.2	10:40:51.028	31		2:04.913	34.431	37.950	52.532	228.8	11:21:43.917
32		1:59.736	32.507	37.127	50.102	231.7	10:42:50.764	32		2:03.816	33.919	38.352	51.545	233.2	11:23:47.733
33		2:00.066	32.485	37.254	50.327	233.7	10:44:50.830	33		2:02.830	33.173	38.100	51.557	233.7	11:25:50.563
34		2:10.723 P	33.574	37.800	59.349	232.7	10:47:01.553	34		2:03.127	33.332	38.092	51.703	232.7	11:27:53.690
35		21:52.942	20:18.697	41.366	52.879		11:08:54.495	35		2:02.432	33.246	37.740	51.446	233.2	11:29:56.122
36		2:03.614	33.754	38.289	51.571	229.2	11:10:58.109	36		2:12.323 P	33.146	38.090	1:01.087	234.2	11:32:08.445
37		2:09.725	32.718	37.397	59.610	230.7	11:13:07.834	37		13:27.813	11:39.664	48.358	59.791		11:45:36.258
38		2:00.485	32.552	37.334	50.599	233.7	11:15:08.319	38		2:34.991 P	37.062	44.214	1:13.715	233.2	11:48:11.249
39		2:00.383	32.571	37.426	50.386	231.7	11:17:08.702								
40		1:59.823	32.267	37.124	50.432	231.2	11:19:08.525								
41		1:59.745	32.362	37.162	50.221	231.2	11:21:08.270								
42		2:01.765	33.259	38.087	50.419	232.7	11:23:10.035								
43		1:59.803	32.298	37.075	50.430	230.7	11:25:09.838								
44		2:14.400 P	35.107	38.297	1:00.996	231.2	11:27:24.238								
45		13:55.201	12:22.752	39.975	52.474		11:41:19.439								
46		2:03.994	33.246	37.895	52.853	231.2	11:43:23.433								
47		2:03.393	34.292	38.063	51.038	232.7	11:45:26.826								
48		2:18.858 P	36.195	40.913	1:01.750	231.2	11:47:45.684								
49		9:20.536	7:50.765	38.088	51.683		11:57:06.220								
50		2:00.482	32.834	37.306	50.342	232.7	11:59:06.702								
51		2:00.243	32.809	37.173	50.261	232.2	12:01:06.945								
52		2:11.271 P	34.296	38.049	58.926	231.2	12:03:18.216								



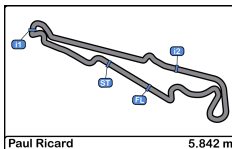


Paul Ricard
Euroformula Open
Private test - 1
Best Sectors Results



Sector - 1				Sector - 2				Sector - 3				Ideal Lap vs Best Lap				
Clas	Nº	Driver	Time	Nº	Driver	Time	Nº	Driver	Time	Clas	Nº	Driver	Ideal Lap	Best Lap	Clas	
1	66	Petru Florescu	31.014	20	Cameron Das	36.612	20	Cameron Das	49.593	1	66	Petru Florescu	1:58.109	1:59.597	7	
2	7	Jack Doohan	31.231	21	Calan Williams	36.729	8	Lukas Dunner	49.810	2	20	Cameron Das	1:58.184	1:58.570	1	
3	20	Cameron Das	31.979	66	Petru Florescu	36.804	30	Liam Lawson	49.881	3	21	Calan Williams	1:58.942	1:59.113	3	
4	30	Liam Lawson	32.109	77	Guilherme Samaia	36.940	26	Linus Lundqvist	49.945	4	30	Liam Lawson	1:59.031	1:59.068	2	
5	14	Yuki Tsunoda	32.155	8	Lukas Dunner	36.977	21	Calan Williams	49.970	5	8	Lukas Dunner	1:59.124	1:59.262	4	
6	31	Billy Monger	32.166	26	Linus Lundqvist	37.011	77	Guilherme Samaia	50.102	6	26	Linus Lundqvist	1:59.246	1:59.597	8	
7	21	Calan Williams	32.243	30	Liam Lawson	37.041	14	Yuki Tsunoda	50.127	7	7	Jack Doohan	1:59.299	1:59.715	9	
8	77	Guilherme Samaia	32.267	14	Yuki Tsunoda	37.071	66	Petru Florescu	50.291	8	77	Guilherme Samaia	1:59.309	1:59.593	6	
9	26	Linus Lundqvist	32.290	18	Julian Hanses	37.105	1	Javier Gonzalez	50.384	9	14	Yuki Tsunoda	1:59.353	1:59.416	5	
10	8	Lukas Dunner	32.337	33	Marino Sato	37.184	33	Marino Sato	50.413	10	31	Billy Monger	1:59.943	2:00.007	10	
11	18	Julian Hanses	32.359	11	Teppei Natori	37.288	3	Pierre Louis Chovet	50.437	11	18	Julian Hanses	1:59.958	2:00.151	12	
12	33	Marino Sato	32.382	31	Billy Monger	37.311	51	Aldo Festante	50.452	12	33	Marino Sato	1:59.979	2:00.136	11	
13	1	Javier Gonzalez	32.457	7	Jack Doohan	37.343	31	Billy Monger	50.466	13	11	Teppei Natori	2:00.360	2:00.603	13	
14	11	Teppei Natori	32.515	63	Nicolai Kjaergaard	37.454	18	Julian Hanses	50.494	14	1	Javier Gonzalez	2:00.599	2:01.079	17	
15	3	Pierre Louis Chovet	32.648	3	Pierre Louis Chovet	37.529	11	Teppei Natori	50.557	15	3	Pierre Louis Chovet	2:00.614	2:00.994	15	
16	63	Nicolai Kjaergaard	32.692	51	Aldo Festante	37.566	63	Nicolai Kjaergaard	50.663	16	63	Nicolai Kjaergaard	2:00.809	2:00.985	14	
17	51	Aldo Festante	32.828	99	Rui Andrade	37.740	7	Jack Doohan	50.725	17	51	Aldo Festante	2:00.846	2:01.047	16	
18	2	Artem Petrov	32.841	1	Javier Gonzalez	37.758	2	Artem Petrov	51.059	18	2	Artem Petrov	2:01.664	2:01.714	18	
19	99	Rui Andrade	33.146	2	Artem Petrov	37.764	99	Rui Andrade	51.446	19	99	Rui Andrade	2:02.332	2:02.432	19	
20	5	Dimitrios Tsimpris	34.091	5	Dimitrios Tsimpris	38.835	5	Dimitrios Tsimpris	51.982	20	5	Dimitrios Tsimpris	2:04.908	2:05.172	20	



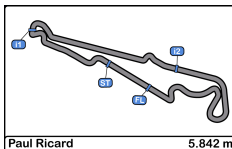


Paul Ricard
Euroformula Open
Private test - 1
Best 5 Lap Times



Cls	Nº	Entrant	Nat	Driver	Nat	Cat	Cls	Chassis - Engine	Team	Best 1		Best 2		Best 3		Best 4		Best 5	
										Time	Lap	Time	Lap	Time	Lap	Time	Lap	Time	Lap
1	20	Fortec Motorsport	GBR	Cameron Das	USA			Dallara F317 HWA	Fortec Motorsport	1:58.570	40	1:58.640	39	1:58.829	38	1:58.941	31	1:58.949	37
2	30	Team Motopark	DEU	Liam Lawson	NZL	R	1	Dallara F317 Spiess	Team Motopark	1:59.068	36	1:59.249	35	1:59.493	34	1:59.640	33	1:59.772	41
3	21	Fortec Motorsport	GBR	Calan Williams	AUS			Dallara F317 HWA	Fortec Motorsport	1:59.113	36	1:59.171	39	1:59.297	37	1:59.362	35	1:59.566	38
4	8	Teo Martin Motorsport	ESP	Lukas Dunner	AUT			Dallara F317 HWA	Teo Martin Motorsport	1:59.262	36	1:59.291	37	1:59.487	35	2:00.105	48	2:00.169	28
5	14	Team Motopark	DEU	Yuki Tsunoda	JPN	R	2	Dallara F317 Spiess	Team Motopark	1:59.416	35	1:59.600	36	1:59.658	37	1:59.911	32	2:01.187	24
6	77	Teo Martin Motorsport	ESP	Guilherme Samaia	BRA			Dallara F317 HWA	Teo Martin Motorsport	1:59.593	28	1:59.736	32	1:59.745	41	1:59.803	43	1:59.823	40
7	26	Double R	GBR	Linus Lundqvist	SWE			Dallara F317 HWA	Double R	1:59.597	32	1:59.704	27	1:59.736	25	1:59.789	34	1:59.833	26
8	66	Drivex School	ESP	Petru Florescu	ROU			Dallara F317 Piedrafita	Drivex School	1:59.597	41	1:59.915	42	2:00.173	43	2:00.474	37	2:00.740	36
9	7	Double R	GBR	Jack Doohan	AUS			Dallara F317 HWA	Double R	1:59.715	37	2:00.542	30	2:01.097	28	2:01.106	29	2:01.182	36
10	31	Carlin Motorsport	GBR	Billy Monger	GBR			Dallara F317 Spiess	Carlin Motorsport	2:00.007	35	2:00.239	33	2:00.711	32	2:00.796	31	2:01.356	29
11	33	Team Motopark	DEU	Marino Sato	JPN			Dallara F317 Spiess	Team Motopark	2:00.136	36	2:00.523	28	2:00.548	24	2:00.564	29	2:01.322	30
12	18	Team Motopark	DEU	Julian Hanses	DEU			Dallara F317 Spiess	Team Motopark	2:00.151	34	2:00.517	29	2:01.120	28	2:01.257	24	2:01.266	27
13	11	Carlin Motorsport	GBR	Teppei Natori	JPN	R	3	Dallara F317 Spiess	Carlin Motorsport	2:00.603	37	2:00.955	25	2:01.217	36	2:01.270	32	2:01.375	34
14	63	Carlin Motorsport	GBR	Nicolai Kjaergaard	DNK			Dallara F317 Spiess	Carlin Motorsport	2:00.985	36	2:01.269	35	2:01.322	25	2:01.434	33	2:01.809	34
15	3	RP Motorsport	ITA	Pierre Louis Chovet	FRA	R	4	Dallara F317 Piedrafita	RP Motorsport	2:00.994	28	2:01.177	27	2:01.270	38	2:01.298	26	2:01.302	34
16	51	Teo Martin Motorsport	ESP	Aldo Festante	ITA			Dallara F317 HWA	Teo Martin Motorsport	2:01.047	46	2:01.322	17	2:01.478	32	2:01.510	16	2:01.615	45
17	1	RP Motorsport	ITA	Javier Gonzalez	MEX			Dallara F317 Piedrafita	RP Motorsport	2:01.079	18	2:01.109	25	2:01.193	30	2:01.428	24	2:01.444	31
18	2	RP Motorsport	ITA	Artem Petrov	RUS			Dallara F317 Piedrafita	RP Motorsport	2:01.714	27	2:02.132	22	2:02.216	23	2:02.401	19	2:02.534	21
19	99	Drivex School	ESP	Rui Andrade	AGO			Dallara F317 Piedrafita	Drivex School	2:02.432	35	2:02.830	33	2:03.043	30	2:03.127	34	2:03.260	29
20	5	Tsimpris Motorsport	GRC	Dimitrios Tsimpris	GRC	R	5	Dallara F317 Piedrafita	Tsimpris Motorsport	2:05.172	20	2:05.838	19	2:06.480	15	2:06.841	22	2:07.278	14



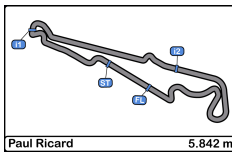


Paul Ricard
Euroformula Open
Private test - 1
Best 5 Top Speeds



Cls	Nº	Entrant	Nat	Driver	Nat	Cat	Cls	Chassis - Engine	Team	Top 1		Top 2		Top 3		Top 4		Top 5		Avg
										Km/h	Lap	Km/h	Lap	Km/h	Lap	Km/h	Lap	Km/h	Lap	
1	20	Fortec Motorsport	GBR	Cameron Das	USA			Dallara F317 HWA	Fortec Motorsport	240.5	30	239.4	29	238.9	11	238.9	15	238.9	28	239.3
2	21	Fortec Motorsport	GBR	Calan Williams	AUS			Dallara F317 HWA	Fortec Motorsport	238.9	26	237.8	39	237.8	40	237.3	14	237.3	28	237.8
3	66	Drivex School	ESP	Petru Florescu	ROU			Dallara F317 Piedrafita	Drivex School	238.4	42	237.3	21	237.3	35	237.3	38	237.3	43	237.5
4	14	Team Motopark	DEU	Yuki Tsunoda	JPN	R	1	Dallara F317 Spiess	Team Motopark	236.8	24	236.3	36	236.3	38	235.8	13	235.8	35	236.2
5	30	Team Motopark	DEU	Liam Lawson	NZL	R	2	Dallara F317 Spiess	Team Motopark	236.8	37	236.8	43	236.3	9	236.3	42	235.8	34	236.4
6	63	Carlin Motorsport	GBR	Nicolai Kjaergaard	DNK			Dallara F317 Spiess	Carlin Motorsport	236.8	45	235.8	24	235.2	34	235.2	37	234.7	25	235.6
7	3	RP Motorsport	ITA	Pierre Louis Chovet	FRA	R	3	Dallara F317 Piedrafita	RP Motorsport	236.3	29	235.2	24	234.7	11	234.7	16	234.7	27	235.1
8	8	Teo Martin Motorsport	ESP	Lukas Dunner	AUT			Dallara F317 HWA	Teo Martin Motorsport	236.3	36	235.8	35	235.8	38	235.2	37	234.7	26	235.6
9	26	Double R	GBR	Linus Lundqvist	SWE			Dallara F317 HWA	Double R	236.3	26	234.7	32	234.2	28	233.7	18	233.7	25	234.5
10	33	Team Motopark	DEU	Marino Sato	JPN			Dallara F317 Spiess	Team Motopark	236.3	7	234.7	36	234.2	24	234.2	29	233.7	12	234.6
11	99	Drivex School	ESP	Rui Andrade	AGO			Dallara F317 Piedrafita	Drivex School	236.3	14	235.2	28	234.7	23	234.2	27	234.2	36	234.9
12	2	RP Motorsport	ITA	Artem Petrov	RUS			Dallara F317 Piedrafita	RP Motorsport	235.8	13	235.2	20	235.2	21	234.2	22	234.2	23	234.9
13	11	Carlin Motorsport	GBR	Teppei Natori	JPN	R	4	Dallara F317 Spiess	Carlin Motorsport	235.8	46	235.2	42	234.7	26	234.2	37	234.2	45	234.8
14	1	RP Motorsport	ITA	Javier Gonzalez	MEX			Dallara F317 Piedrafita	RP Motorsport	235.2	19	234.2	18	233.7	11	233.2	15	233.2	16	233.9
15	18	Team Motopark	DEU	Julian Hanses	DEU			Dallara F317 Spiess	Team Motopark	234.7	21	233.7	9	233.7	17	233.7	19	233.7	39	233.9
16	31	Carlin Motorsport	GBR	Billy Monger	GBR			Dallara F317 Spiess	Carlin Motorsport	234.2	24	233.2	32	233.2	34	233.2	35	232.2	6	233.2
17	77	Teo Martin Motorsport	ESP	Guilherme Samaia	BRA			Dallara F317 HWA	Teo Martin Motorsport	233.7	33	233.7	38	233.2	28	232.7	34	232.7	42	233.2
18	51	Teo Martin Motorsport	ESP	Aldo Festante	ITA			Dallara F317 HWA	Teo Martin Motorsport	233.2	32	233.2	34	232.7	31	232.7	45	232.2	30	232.8
19	7	Double R	GBR	Jack Doohan	AUS			Dallara F317 HWA	Double R	231.7	28	231.7	30	231.2	36	230.7	15	230.7	21	231.2
20	5	Tsimpris Motorsport	GRC	Dimitrios Tsimpris	GRC	R	5	Dallara F317 Piedrafita	Tsimpris Motorsport	229.7	12	226.8	15	226.4	18	226.4	22	225.4	14	226.9



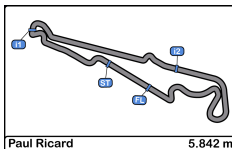


Paul Ricard
Euroformula Open
Private test - 1
Fastest Laps Sequence



Lap	Time of Day	Session Time	Nº	Entrant	Nat	Driver	Nat	Cat	Chassis - Engine	Team	Time	Km/h
2	9:04:38.958	4:38.958	7	Double R	GBR	Jack Doohan	AUS		Dallara F317 HWA	Double R	2:08.943	162.5
3	9:06:44.896	6:44.896	7	Double R	GBR	Jack Doohan	AUS		Dallara F317 HWA	Double R	2:05.938	166.4
3	9:07:39.644	7:39.644	21	Fortec Motorsport	GBR	Calan Williams	AUS		Dallara F317 HWA	Fortec Motorsport	2:05.683	166.7
4	9:08:49.624	8:49.624	7	Double R	GBR	Jack Doohan	AUS		Dallara F317 HWA	Double R	2:04.728	168.0
5	9:11:50.896	11:50.896	21	Fortec Motorsport	GBR	Calan Williams	AUS		Dallara F317 HWA	Fortec Motorsport	2:04.381	168.5
6	9:13:51.266	13:51.266	11	Carlin Motorsport	GBR	Teppei Natori	JPN	R	Dallara F317 Spiess	Carlin Motorsport	2:04.151	168.8
6	9:13:54.412	13:54.412	21	Fortec Motorsport	GBR	Calan Williams	AUS		Dallara F317 HWA	Fortec Motorsport	2:03.516	169.6
9	9:20:07.634	20:07.634	21	Fortec Motorsport	GBR	Calan Williams	AUS		Dallara F317 HWA	Fortec Motorsport	2:02.354	171.2
10	9:35:44.054	35:44.054	20	Fortec Motorsport	GBR	Cameron Das	USA		Dallara F317 HWA	Fortec Motorsport	2:02.083	171.6
12	9:38:42.135	38:42.135	77	Teo Martin	ESP	Guilherme Samaia	BRA		Dallara F317 HWA	Teo Martin	2:01.724	172.1
12	9:39:50.874	39:50.874	20	Fortec Motorsport	GBR	Cameron Das	USA		Dallara F317 HWA	Fortec Motorsport	2:01.645	172.2
13	9:40:21.175	40:21.175	8	Teo Martin	ESP	Lukas Dunner	AUT		Dallara F317 HWA	Teo Martin	2:01.508	172.4
13	9:41:51.723	41:51.723	20	Fortec Motorsport	GBR	Cameron Das	USA		Dallara F317 HWA	Fortec Motorsport	2:00.849	173.4
14	9:43:52.350	43:52.350	20	Fortec Motorsport	GBR	Cameron Das	USA		Dallara F317 HWA	Fortec Motorsport	2:00.627	173.7
19	9:53:16.248	53:16.248	21	Fortec Motorsport	GBR	Calan Williams	AUS		Dallara F317 HWA	Fortec Motorsport	2:00.428	174.0
18	10:02:50.666	1:02:50.666	30	Team Motopark	DEU	Liam Lawson	NZL	R	Dallara F317 Spiess	Team Motopark	1:59.960	174.7
21	10:05:09.242	1:05:09.242	20	Fortec Motorsport	GBR	Cameron Das	USA		Dallara F317 HWA	Fortec Motorsport	1:59.836	174.8
24	10:11:10.318	1:11:10.318	20	Fortec Motorsport	GBR	Cameron Das	USA		Dallara F317 HWA	Fortec Motorsport	1:59.527	175.3
31	10:49:11.902	1:49:11.902	20	Fortec Motorsport	GBR	Cameron Das	USA		Dallara F317 HWA	Fortec Motorsport	1:58.941	176.2
38	11:11:45.443	2:11:45.443	20	Fortec Motorsport	GBR	Cameron Das	USA		Dallara F317 HWA	Fortec Motorsport	1:58.829	176.3
39	11:13:44.083	2:13:44.083	20	Fortec Motorsport	GBR	Cameron Das	USA		Dallara F317 HWA	Fortec Motorsport	1:58.640	176.6
40	11:15:42.653	2:15:42.653	20	Fortec Motorsport	GBR	Cameron Das	USA		Dallara F317 HWA	Fortec Motorsport	1:58.570	176.7



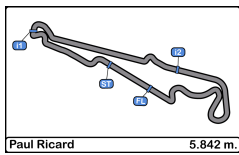


Paul Ricard
Euroformula Open
Private test - 1
Event Best Maximum Speed



Nº	Entrant	Nat	Driver	Nat	Cat	Clas	Chassis - Engine	Team	Km/h	Session
20	Fortec Motorsport		GBR Cameron Das		USA		Dallara F317 HWA	Fortec Motorsport	240.5	Private test - 1
21	Fortec Motorsport		GBR Calan Williams		AUS		Dallara F317 HWA	Fortec Motorsport	238.9	Private test - 1
66	Drivex School		ESP Petru Florescu		ROU		Dallara F317 Piedrafita	Drivex School	238.4	Private test - 1
14	Team Motopark		DEU Yuki Tsunoda		JPN	R 1	Dallara F317 Spiess	Team Motopark	236.8	Private test - 1
30	Team Motopark		DEU Liam Lawson		NZL	R 2	Dallara F317 Spiess	Team Motopark	236.8	Private test - 1
63	Carlin Motorsport		GBR Nicolai Kjaergaard		DNK		Dallara F317 Spiess	Carlin Motorsport	236.8	Private test - 1
33	Team Motopark		DEU Marino Sato		JPN		Dallara F317 Spiess	Team Motopark	236.3	Private test - 1
99	Drivex School		ESP Rui Andrade		AGO		Dallara F317 Piedrafita	Drivex School	236.3	Private test - 1
26	Double R		GBR Linus Lundqvist		SWE		Dallara F317 HWA	Double R	236.3	Private test - 1
3	RP Motorsport		ITA Pierre Louis Chovet		FRA	R 3	Dallara F317 Piedrafita	RP Motorsport	236.3	Private test - 1
8	Teo Martin		ESP Lukas Dunner		AUT		Dallara F317 HWA	Teo Martin	236.3	Private test - 1
2	RP Motorsport		ITA Artem Petrov		RUS		Dallara F317 Piedrafita	RP Motorsport	235.8	Private test - 1
11	Carlin Motorsport		GBR Teppei Natori		JPN	R 4	Dallara F317 Spiess	Carlin Motorsport	235.8	Private test - 1
1	RP Motorsport		ITA Javier Gonzalez		MEX		Dallara F317 Piedrafita	RP Motorsport	235.2	Private test - 1
18	Team Motopark		DEU Julian Hanses		DEU		Dallara F317 Spiess	Team Motopark	234.7	Private test - 1
31	Carlin Motorsport		GBR Billy Monger		GBR		Dallara F317 Spiess	Carlin Motorsport	234.2	Private test - 1
77	Teo Martin		ESP Guilherme Samaia		BRA		Dallara F317 HWA	Teo Martin	233.7	Private test - 1
51	Teo Martin		ESP Aldo Festante		ITA		Dallara F317 HWA	Teo Martin	233.2	Private test - 1
7	Double R		GBR Jack Doohan		AUS		Dallara F317 HWA	Double R	231.7	Private test - 1
5	Tsimpris Motorsport		GRC Dimitrios Tsimpris		GRC	R 5	Dallara F317 Piedrafita	Tsimpris Motorsport	229.7	Private test - 1





Paul Ricard
Euroformula Open
Private test - 1
Pit Stop Analysis



1 Javier Gonzalez RP Motorsport

Dallara F317 Piedrafita

Nr.	In Day Time	In Time	Out Time	Pit Time	T. Pit Time	Handicap	Penalty
1	9:13:34.389	9:13:34.389	9:33:18.288	19:43.89	19:43.899		
2	9:41:31.275	9:41:31.275	9:49:25.592	7:54.317	27:38.216		
3	10:06:22.379	10:06:22.379	10:36:43.793	30:21.41	57:59.630		
4	10:51:20.918	10:51:20.918	11:04:42.980	13:22.06	1:11:21.6		92
5	11:21:28.951	11:21:28.951	11:31:48.568	10:19.61	1:21:41.3		09

2 Artem Petrov RP Motorsport

Dallara F317 Piedrafita

Nr.	In Day Time	In Time	Out Time	Pit Time	T. Pit Time	Handicap	Penalty
1	9:13:37.800	9:13:37.800	9:17:44.579	4:06.779	4:06.779		
2	9:24:41.284	9:24:41.284	9:29:25.412	4:44.128	8:50.907		
3	9:48:02.997	9:48:02.997	10:11:35.897	23:32.90	32:23.807		0
4	10:32:18.251	10:32:18.251	11:19:15.936	46:57.68	1:19:21.4		92
5	11:35:44.455	11:35:44.455	11:45:15.491	9:31.036	1:28:52.5		28

3 Pierre Louis Chovet R RP Motorsport

Dallara F317 Piedrafita

Nr.	In Day Time	In Time	Out Time	Pit Time	T. Pit Time	Handicap	Penalty
1	9:10:15.224	9:10:15.224	9:14:12.365	3:57.141	3:57.141		
2	9:25:12.488	9:25:12.488	9:33:09.086	7:56.598	11:53.739		
3	9:58:33.061	9:58:33.061	10:25:56.175	27:23.11	39:16.853		4
4	10:33:14.951	10:33:14.951	10:43:17.709	10:02.75	49:19.611		8
5	11:01:49.863	11:01:49.863	11:12:25.954	10:36.09	59:55.702		1

5 Dimitrios Tsimpris R Tsimpris Motorsport

Dallara F317 Piedrafita

Nr.	In Day Time	In Time	Out Time	Pit Time	T. Pit Time	Handicap	Penalty
1	9:24:33.725	9:24:33.725	9:46:47.354	22:13.62	22:13.629		9
2	9:51:53.928	9:51:53.928	9:54:37.513	2:43.585	24:57.214		
3	10:05:50.684	10:05:50.684	10:27:21.036	21:30.35	46:27.566		2
4	10:42:24.273	10:42:24.273	10:55:56.962	13:32.68	1:00:00.2		55

7 Jack Doohan Double R

Dallara F317 HWA

Nr.	In Day Time	In Time	Out Time	Pit Time	T. Pit Time	Handicap	Penalty
1	9:10:57.485	9:10:57.485	9:19:11.219	8:13.734	8:13.734		
2	9:29:42.404	9:29:42.404	9:35:57.836	6:15.432	14:29.166		
3	9:46:21.739	9:46:21.739	10:12:58.331	26:36.59	41:05.758		2
4	10:25:54.082	10:25:54.082	10:34:06.564	8:12.482	49:18.240		
5	10:40:26.979	10:40:26.979	10:50:28.636	10:01.65	59:19.897		7
6	10:52:33.752	10:52:33.752	11:09:05.913	16:32.16	1:15:52.0		58
7	11:21:40.712	11:21:40.712	11:40:43.550	19:02.83	1:34:54.8		96

8 8 11:47:09.556 11:47:09.556 11:54:50.730 7:41.174 1:42:36.070

Lukas Dunner Teo Martin Motorsport

Dallara F317 HWA

Nr.	In Day Time	In Time	Out Time	Pit Time	T. Pit Time	Handicap	Penalty
1	9:03:52.112	9:03:52.112	9:08:44.215	4:52.103	4:52.103		
2	9:22:14.594	9:22:14.594	9:27:42.414	5:27.820	10:19.923		
3	9:44:22.506	9:44:22.506	9:55:05.246	10:42.74	21:02.663		0
4	10:09:45.337	10:09:45.337	10:23:20.778	13:35.44	34:38.104		1
5	10:39:52.155	10:39:52.155	10:58:52.888	19:00.73	53:38.837		3
6	11:00:53.719	11:00:53.719	11:04:49.581	3:55.862	57:34.699		
7	11:20:58.899	11:20:58.899	11:34:28.614	13:29.71	1:11:04.4		5 14
8	11:47:02.272	11:47:02.272	11:55:02.446	8:00.174	1:19:04.5		88

11 Teppei Natori R Carlin Motorsport

Dallara F317 Spiess

Nr.	In Day Time	In Time	Out Time	Pit Time	T. Pit Time	Handicap	Penalty
1	9:15:59.209	9:15:59.209	9:28:56.620	12:57.41	12:57.411		1
2	9:46:03.627	9:46:03.627	10:06:48.133	20:44.50	33:41.917		6
3	10:30:26.560	10:30:26.560	10:41:29.235	11:02.67	44:44.592		5
4	11:06:42.117	11:06:42.117	11:35:58.372	29:16.25	1:14:00.8		5 47
5	11:38:07.543	11:38:07.543	11:38:54.115	46.572	1:14:47.4		19
6	11:47:59.034	11:47:59.034	11:55:10.243	7:11.209	1:21:58.6		28

14 Yuki Tsunoda R Team Motopark

Dallara F317 Spiess

Nr.	In Day Time	In Time	Out Time	Pit Time	T. Pit Time	Handicap	Penalty
1	9:08:02.072	9:08:02.072	9:14:16.172	6:14.100	6:14.100		
2	9:37:47.611	9:37:47.611	10:01:53.983	24:06.37	30:20.472		2
3	10:29:32.535	10:29:32.535	10:45:03.804	15:31.26	45:51.741		9

18 Julian Hanses Team Motopark

Dallara F317 Spiess

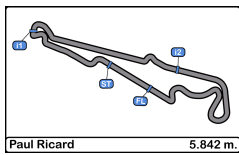
Nr.	In Day Time	In Time	Out Time	Pit Time	T. Pit Time	Handicap	Penalty
1	9:03:50.475	9:03:50.475	9:07:41.683	3:51.208	3:51.208		
2	9:31:09.427	9:31:09.427	9:45:42.034	14:32.60	18:23.815		7
3	10:04:20.299	10:04:20.299	10:21:47.243	17:26.94	35:50.759		4
4	10:40:37.305	10:40:37.305	10:57:02.630	16:25.32	52:16.084		5
5	11:11:30.037	11:11:30.037	11:21:37.805	10:07.76	1:02:23.8		8 52
6	11:34:07.379	11:34:07.379	11:44:15.378	10:07.99	1:12:31.8		9 51

20 Cameron Das Fortec Motorsport

Dallara F317 HWA

Nr.	In Day Time	In Time	Out Time	Pit Time	T. Pit Time	Handicap	Penalty
1	9:18:26.586	9:18:26.586	9:31:38.694	13:12.10	13:12.108		8





Paul Ricard
Euroformula Open
Private test - 1
Pit Stop Analysis



2	9:45:51.633	9:45:51.633	9:52:42.667	6:51.034	20:03.142		
3	10:13:08.957	10:13:08.957	10:36:29.840	23:20.883	43:24.025		
4	10:55:08.938	10:55:08.938	11:03:35.286	8:26.348	51:50.373		
5	11:19:46.102	11:19:46.102	11:41:21.016	21:34.914	1:13:25.287		
6	11:45:51.898	11:45:51.898	11:55:13.989	9:22.091	1:22:47.378		

21 Calan Williams Fortec Motorsport
 Dallara F317 HWA

Nr.	In Day Time	In Time	Out Time	Pit Time	T. Pit Time	Handicap	Penalty
1	9:22:10.811	9:22:10.811	9:34:51.904	12:41.093	12:41.093		
2	9:57:18.221	9:57:18.221	10:14:50.459	17:32.238	30:13.331		
3	10:35:33.018	10:35:33.018	10:48:52.348	13:19.330	43:32.661		
4	11:07:06.833	11:07:06.833	11:41:08.813	34:01.980	1:17:34.641		
5	11:48:24.571	11:48:24.571	11:55:12.996	6:48.425	1:24:23.066		

26 Linus Lundqvist Double R
 Dallara F317 HWA

Nr.	In Day Time	In Time	Out Time	Pit Time	T. Pit Time	Handicap	Penalty
1	9:04:58.704	9:04:58.704	9:15:14.019	10:15.315	10:15.315		
2	9:23:47.578	9:23:47.578	9:28:43.517	4:55.939	15:11.254		
3	9:39:21.803	9:39:21.803	9:49:49.966	10:28.163	25:39.417		
4	10:08:27.813	10:08:27.813	10:45:12.034	36:44.221	1:02:23.638		
5	11:01:29.376	11:01:29.376	11:07:27.006	5:57.630	1:08:21.268		
6	11:22:14.485	11:22:14.485	11:30:04.067	7:49.582	1:16:10.850		
7	11:36:27.200	11:36:27.200	11:40:11.091	3:43.891	1:19:54.741		
8	11:46:53.606	11:46:53.606	11:54:56.412	8:02.806	1:27:57.547		
9	11:57:03.635	11:57:03.635	11:57:49.948	46.313	1:28:43.860		

30 Liam Lawson R Team Motopark
 Dallara F317 Spiess

Nr.	In Day Time	In Time	Out Time	Pit Time	T. Pit Time	Handicap	Penalty
1	9:04:20.881	9:04:20.881	9:07:32.007	3:11.126	3:11.126		
2	9:30:49.322	9:30:49.322	9:50:20.795	19:31.473	22:42.599		
3	10:08:59.594	10:08:59.594	10:21:17.744	12:18.150	35:00.749		
4	10:40:17.556	10:40:17.556	10:52:17.211	11:59.655	47:00.404		
5	11:06:33.623	11:06:33.623	11:21:49.491	15:15.868	1:02:16.272		
6	11:34:19.479	11:34:19.479	11:55:21.365	21:01.886	1:23:18.158		
7	11:57:30.361	11:57:30.361	11:58:06.877	36.516	1:23:54.674		

31 Billy Monger Carlin Motorsport
 Dallara F317 Spiess

Nr.	In Day Time	In Time	Out Time	Pit Time	T. Pit Time	Handicap	Penalty
1	9:17:59.282	9:17:59.282	9:28:30.376	10:31.094	10:31.094		

2	9:45:21.975	9:45:21.975	10:07:05.099	21:43.124	32:14.218		
3	10:19:52.256	10:19:52.256	10:36:50.590	16:58.334	49:12.552		
4	10:45:06.575	10:45:06.575	10:53:36.079	8:29.504	57:42.056		
5	11:14:05.778	11:14:05.778	11:36:06.418	22:00.640	1:19:42.696		
6	11:38:18.293	11:38:18.293	11:39:10.759	52.466	1:20:35.162		

33 Marino Sato Team Motopark
 Dallara F317 Spiess

Nr.	In Day Time	In Time	Out Time	Pit Time	T. Pit Time	Handicap	Penalty
1	9:05:04.196	9:05:04.196	9:07:59.536	2:55.340	2:55.340		
2	9:31:24.006	9:31:24.006	9:49:03.713	17:39.707	20:35.047		
3	10:01:38.861	10:01:38.861	10:22:01.390	20:22.529	40:57.576		
4	10:36:43.221	10:36:43.221	11:14:43.649	38:00.428	1:18:58.004		
5	11:27:08.715	11:27:08.715	11:40:48.571	13:39.856	1:32:37.860		
6	11:47:57.393	11:47:57.393	11:55:07.386	7:09.993	1:39:47.853		

51 Aldo Festante Teo Martin Motorsport
 Dallara F317 HWA

Nr.	In Day Time	In Time	Out Time	Pit Time	T. Pit Time	Handicap	Penalty
1	9:03:01.341	9:03:01.341	9:09:23.193	6:21.852	6:21.852		
2	9:28:23.134	9:28:23.134	9:33:38.757	5:15.623	11:37.475		
3	9:50:22.556	9:50:22.556	10:02:13.487	11:50.931	23:28.406		
4	10:16:54.967	10:16:54.967	10:30:56.967	14:02.000	37:30.406		
5	10:49:37.397	10:49:37.397	11:07:01.345	17:23.948	54:54.354		
6	11:21:38.617	11:21:38.617	11:41:45.949	20:07.332	1:15:01.686		
7	11:44:02.722	11:44:02.722	11:44:39.792	37.070	1:15:38.756		
8	11:46:44.841	11:46:44.841	11:55:05.117	8:20.276	1:23:59.032		

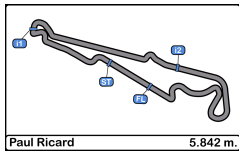
63 Nicolai Kjaergaard Carlin Motorsport
 Dallara F317 Spiess

Nr.	In Day Time	In Time	Out Time	Pit Time	T. Pit Time	Handicap	Penalty
1	9:17:52.326	9:17:52.326	9:28:21.650	10:29.324	10:29.324		
2	9:45:06.243	9:45:06.243	10:07:18.698	22:12.455	32:41.779		
3	10:28:09.074	10:28:09.074	10:41:23.888	13:14.814	45:56.593		
4	11:04:04.164	11:04:04.164	11:35:24.650	31:20.486	1:17:17.079		
5	11:37:39.494	11:37:39.494	11:38:28.695	49.201	1:18:06.280		
6	11:47:01.574	11:47:01.574	11:55:08.292	8:06.718	1:26:12.998		

66 Petru Florescu Drivex School
 Dallara F317 Piedrafita

Nr.	In Day Time	In Time	Out Time	Pit Time	T. Pit Time	Handicap	Penalty
1	9:23:51.008	9:23:51.008	9:31:05.884	7:14.876	7:14.876		
2	9:48:04.438	9:48:04.438	9:55:57.664	7:53.226	15:08.102		
3	10:12:44.245	10:12:44.245	10:21:55.910	9:11.665	24:19.767		





Paul Ricard
Euroformula Open
Private test - 1
Pit Stop Analysis



4	10:32:14.400	10:32:14.400	10:40:41.047	8:26.647	32:46.414
5	10:57:28.547	10:57:28.547	11:06:45.772	9:17.225	42:03.639

77

Guilherme Samaia

Teo Martin Motorsport

Dallara F317 HWA

Nr.	In Day Time	In Time	Out Time	Pit Time	T. Pit Time	Handicap	Penalty
1	9:06:10.477	9:06:10.477	9:10:32.015	4:21.538	4:21.538		
2	9:23:16.503	9:23:16.503	9:30:17.907	7:01.404	11:22.942		
3	9:46:48.174	9:46:48.174	10:01:44.069	14:55.89	26:18.837	5	
4	10:16:08.343	10:16:08.343	10:24:27.561	8:19.218	34:38.055		
5	10:46:53.217	10:46:53.217	11:06:41.871	19:48.65	54:26.709	4	
6	11:27:14.528	11:27:14.528	11:39:10.027	11:55.49	1:06:22.2	9	08
7	11:47:36.646	11:47:36.646	11:55:03.652	7:27.006	1:13:49.2	14	

99

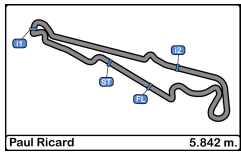
Rui Andrade

Drivex School

Dallara F317 Piedrafita

Nr.	In Day Time	In Time	Out Time	Pit Time	T. Pit Time	Handicap	Penalty
1	9:25:22.065	9:25:22.065	10:12:30.624	47:08.55	47:08.559	9	
2	10:32:04.731	10:32:04.731	10:41:03.345	8:58.614	56:07.173		
3	10:56:39.933	10:56:39.933	11:06:58.919	10:18.98	1:06:26.1	6	59
4	11:31:58.632	11:31:58.632	11:43:03.786	11:05.15	1:17:31.3	4	13

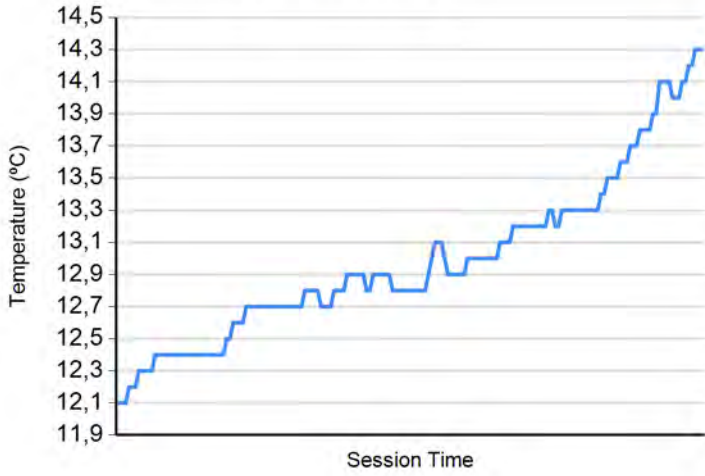




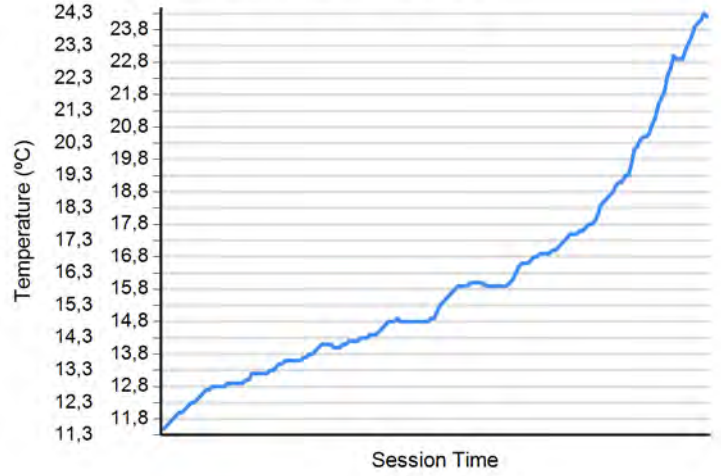
Paul Ricard
Euroformula Open
Private test - 1
Weather Report



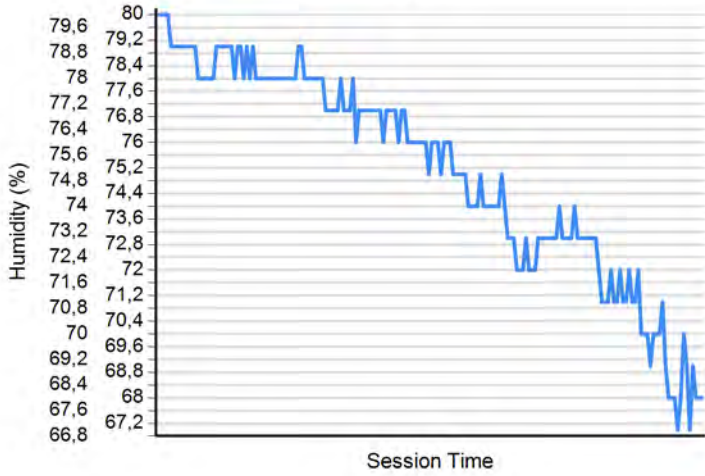
Air Temperature



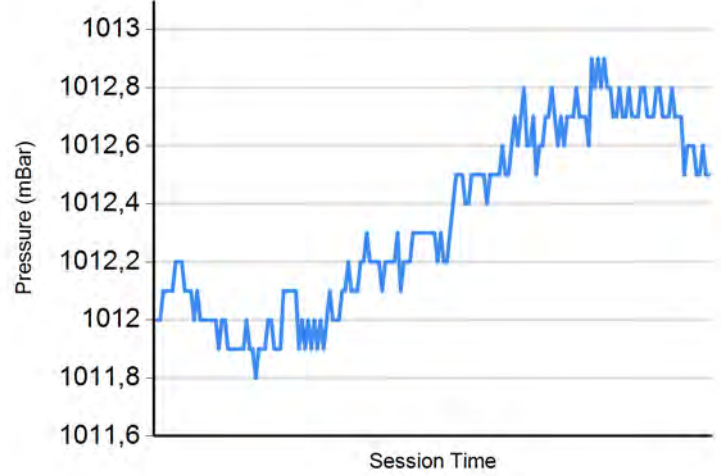
Track Temperature



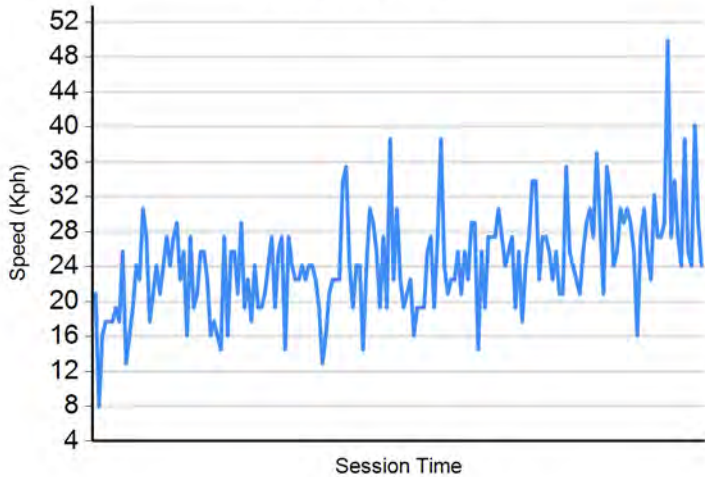
Humidity



Pressure

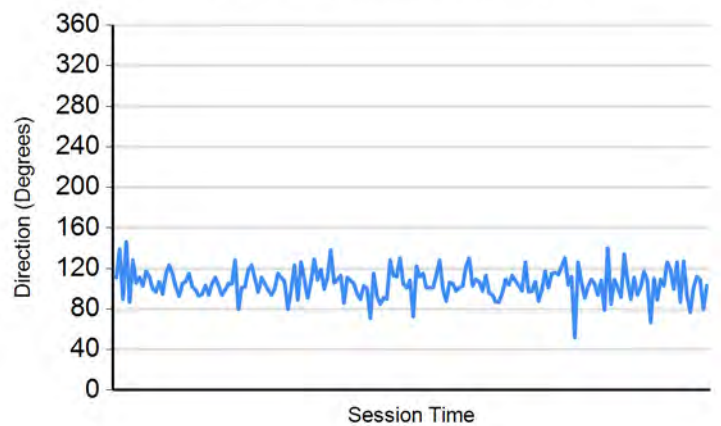


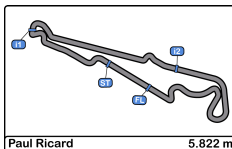
Wind Speed



Wind direction

North = 0°/360° Est = 90° South = 180° West = 270°





Paul Ricard
Euroformula Open
Private test - 2
Provisional Results



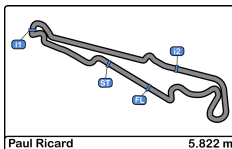
Clas	Nº	Entrant	Nat	Driver	Nat	Cat	Clas	Chassis - Engine	Team	Laps	Best	Time	Gap	Interval	Km/h
1	30	Team Motopark	DEU	Liam Lawson	NZL	R	1	Dallara F317 Spiess	Team Motopark	18	15	1:57.850			177.8
2	26	Double R	GBR	Linus Lundqvist	SWE			Dallara F317 HWA	Double R	20	18	1:58.052	0.202	0.202	177.5
3	20	Fortec Motorsport	GBR	Cameron Das	USA			Dallara F317 HWA	Fortec Motorsport	16	14	1:58.201	0.351	0.149	177.3
4	14	Team Motopark	DEU	Yuki Tsunoda	JPN	R	2	Dallara F317 Spiess	Team Motopark	19	18	1:58.334	0.484	0.133	177.1
5	18	Team Motopark	DEU	Julian Hanses	DEU			Dallara F317 Spiess	Team Motopark	20	19	1:58.601	0.751	0.267	176.7
6	8	Teo Martin	ESP	Lukas Dunner	AUT			Dallara F317 HWA	Teo Martin	21	16	1:58.738	0.888	0.137	176.5
7	21	Fortec Motorsport	GBR	Calan Williams	AUS			Dallara F317 HWA	Fortec Motorsport	21	21	1:58.872	1.022	0.134	176.3
8	77	Teo Martin	ESP	Guilherme Samaia	BRA			Dallara F317 HWA	Teo Martin	19	6	1:58.954	1.104	0.082	176.1
9	11	Carlin Motorsport	GBR	Teppei Natori	JPN	R	3	Dallara F317 Spiess	Carlin Motorsport	19	17	1:59.092	1.242	0.138	175.9
10	33	Team Motopark	DEU	Marino Sato	JPN			Dallara F317 Spiess	Team Motopark	15	10	1:59.233	1.383	0.141	175.7
11	66	Drivex School	ESP	Petru Florescu	ROU			Dallara F317 Piedrafita	Drivex School	20	19	1:59.342	1.492	0.109	175.6
12	7	Double R	GBR	Jack Doohan	AUS			Dallara F317 HWA	Double R	19	12	1:59.440	1.590	0.098	175.4
13	51	Teo Martin	ESP	Aldo Festante	ITA			Dallara F317 HWA	Teo Martin	21	16	1:59.531	1.681	0.091	175.3
14	3	RP Motorsport	ITA	Pierre Louis Chovet	FRA	R	4	Dallara F317 Piedrafita	RP Motorsport	22	21	2:00.108	2.258	0.577	174.5
15	63	Carlin Motorsport	GBR	Nicolai Kjaergaard	DNK			Dallara F317 Spiess	Carlin Motorsport	19	13	2:00.339	2.489	0.231	174.1
16	1	RP Motorsport	ITA	Javier Gonzalez	MEX			Dallara F317 Piedrafita	RP Motorsport	20	17	2:00.452	2.602	0.113	174.0
17	2	RP Motorsport	ITA	Artem Petrov	RUS			Dallara F317 Piedrafita	RP Motorsport	18	8	2:00.713	2.863	0.261	173.6
18	99	Drivex School	ESP	Rui Andrade	AGO			Dallara F317 Piedrafita	Drivex School	21	20	2:01.437	3.587	0.724	172.5
19	5	Tsimpris Motorsport	GRC	Dimitrios Tsimpris	GRC	R	5	Dallara F317 Piedrafita	Tsimpris Motorsport	19	8	2:03.467	5.617	2.030	169.7

Published at:.....

Track Temp: 30.5 °C Air Temp: 15.6 °C Humidity: 65 % Track Status: DRY

Stewards:	Race Director:	Timekeeper:
-----------	----------------	-------------





Paul Ricard
Euroformula Open
Private test - 2
Provisional Results by Class



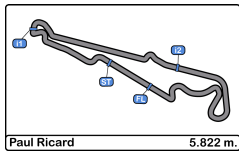
Clas	Nº	Entrant	Nat	Driver	Nat	Cat	Clas	Chassis - Engine	Team	Laps	Best	Time	Gap	Interval	Km/h
1	26	Double R	GBR	Linus Lundqvist	SWE			Dallara F317 HWA	Double R	20	18	1:58.052			177.5
2	20	Fortec Motorsport	GBR	Cameron Das	USA			Dallara F317 HWA	Fortec Motorsport	16	14	1:58.201	0.149	0.149	177.3
3	18	Team Motopark	DEU	Julian Hanses	DEU			Dallara F317 Spiess	Team Motopark	20	19	1:58.601	0.549	0.400	176.7
4	8	Teo Martin	ESP	Lukas Dunner	AUT			Dallara F317 HWA	Teo Martin	21	16	1:58.738	0.686	0.137	176.5
5	21	Fortec Motorsport	GBR	Calan Williams	AUS			Dallara F317 HWA	Fortec Motorsport	21	21	1:58.872	0.820	0.134	176.3
6	77	Teo Martin	ESP	Guilherme Samaia	BRA			Dallara F317 HWA	Teo Martin	19	6	1:58.954	0.902	0.082	176.1
7	33	Team Motopark	DEU	Marino Sato	JPN			Dallara F317 Spiess	Team Motopark	15	10	1:59.233	1.181	0.279	175.7
8	66	Drivex School	ESP	Petru Florescu	ROU			Dallara F317 Piedrafita	Drivex School	20	19	1:59.342	1.290	0.109	175.6
9	7	Double R	GBR	Jack Doohan	AUS			Dallara F317 HWA	Double R	19	12	1:59.440	1.388	0.098	175.4
10	51	Teo Martin	ESP	Aldo Festante	ITA			Dallara F317 HWA	Teo Martin	21	16	1:59.531	1.479	0.091	175.3
11	63	Carlin Motorsport	GBR	Nicolai Kjaergaard	DNK			Dallara F317 Spiess	Carlin Motorsport	19	13	2:00.339	2.287	0.808	174.1
12	1	RP Motorsport	ITA	Javier Gonzalez	MEX			Dallara F317 Piedrafita	RP Motorsport	20	17	2:00.452	2.400	0.113	174.0
13	2	RP Motorsport	ITA	Artem Petrov	RUS			Dallara F317 Piedrafita	RP Motorsport	18	8	2:00.713	2.661	0.261	173.6
14	99	Drivex School	ESP	Rui Andrade	AGO			Dallara F317 Piedrafita	Drivex School	21	20	2:01.437	3.385	0.724	172.5
Rookie															
1	30	Team Motopark	DEU	Liam Lawson	NZL	R	1	Dallara F317 Spiess	Team Motopark	18	15	1:57.850			177.8
2	14	Team Motopark	DEU	Yuki Tsunoda	JPN	R	2	Dallara F317 Spiess	Team Motopark	19	18	1:58.334	0.484	0.484	177.1
3	11	Carlin Motorsport	GBR	Teppey Natori	JPN	R	3	Dallara F317 Spiess	Carlin Motorsport	19	17	1:59.092	1.242	0.758	175.9
4	3	RP Motorsport	ITA	Pierre Louis Chovet	FRA	R	4	Dallara F317 Piedrafita	RP Motorsport	22	21	2:00.108	2.258	1.016	174.5
5	5	Tsimpris Motorsport	GRC	Dimitrios Tsimpris	GRC	R	5	Dallara F317 Piedrafita	Tsimpris Motorsport	19	8	2:03.467	5.617	3.359	169.7

Published at:.....

Track Temp: 30.5 °C Air Temp: 15.6 °C Humidity: 65 % Track Status: DRY

Stewards:	Race Director:	Timekeeper: 
-----------	----------------	---





Paul Ricard
Euroformula Open
Private test - 2
Lap Analysis



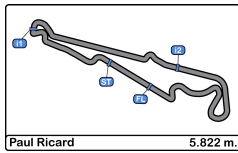
7 Jack Doohan Dallara F317 HWA **11** Teppei Natori R Dallara F317 Spiess
 Double R Carlin Motorsport

Lap	D	Time	Sector 1	Sector 2	Sector 3	T. Spd	Elapsed	Lap	D	Time	Sector 1	Sector 2	Sector 3	T. Spd	Elapsed
1		15:02:33.635	15:00:58.531	41.674	53.430		15:02:33.635	1		15:02:46.254	15:01:10.875	40.505	54.874		15:02:46.254
2		2:06.309	34.183	38.867	53.259	225.4	15:04:39.944	2		2:05.038	34.443	38.451	52.144	230.2	15:04:51.292
3		2:00.449	32.625	37.182	50.642	233.7	15:06:40.393	3		2:00.837	32.716	37.347	50.774	233.2	15:06:52.129
4		1:59.987	32.495	37.098	50.394	234.7	15:08:40.380	4		2:00.570	32.674	37.343	50.553	233.7	15:08:52.699
5		1:59.539	32.406	36.945	50.188	232.7	15:10:39.919	5		2:00.193	32.570	37.139	50.484	233.2	15:10:52.892
6		2:07.932 P	32.260	36.076	59.596	235.2	15:12:47.851	6		2:00.208	32.471	37.220	50.517	235.2	15:12:53.100
7		11:47.644	10:09.390	40.751	57.503		15:24:35.495	7		11:40.258 P	33.309	38.078	10:28.871	233.7	15:24:33.358
8		2:06.968	36.193	38.575	52.200	225.4	15:26:42.463	8		2:38.388	59.799	44.258	54.331		15:27:11.746
9		2:00.339	32.669	37.162	50.508	235.2	15:28:42.802	9		2:06.627	34.308	38.936	53.383	232.2	15:29:18.373
10		1:59.891	32.430	37.084	50.377	233.7	15:30:42.693	10		2:06.702	33.788	38.935	53.979	232.7	15:31:25.075
11		2:09.773	35.572	41.915	52.286	235.2	15:32:52.466	11		1:59.471	32.320	37.088	50.063	233.7	15:33:24.546
12		1:59.440	32.332	37.105	50.003	234.7	15:34:51.906	12		1:59.277	32.240	37.118	49.919	234.7	15:35:23.823
13		2:08.087 P	33.160	37.404	57.523	236.8	15:36:59.993	13		2:09.232	32.246	42.326	54.660	236.8	15:37:33.055
14		8:43.454	7:07.488	42.513	53.453		15:45:43.447	14		2:06.588	32.484	40.191	53.913	234.7	15:39:39.643
15		2:04.028	33.947	38.105	51.976	229.7	15:47:47.475	15		1:59.391	32.359	37.070	49.962	235.8	15:41:39.034
16		2:00.832	32.805	37.631	50.396	234.7	15:49:48.307	16		1:59.344	32.353	37.060	49.931	235.8	15:43:38.378
17		2:00.358	31.572	38.296	50.490	233.7	15:51:48.665	17		1:59.092	32.101	36.878	50.113	236.3	15:45:37.470
18		2:10.094 P	33.006	37.870	59.218	233.7	15:53:58.759	18		5:20.580 P	33.776	37.848	4:08.956	235.8	15:50:58.050
19		2:56.394 P	1:08.563	38.523	1:09.308		15:56:55.153	19		2:45.242 P	1:05.042	38.904	1:01.296		15:53:43.292
8		Lukas Dunner						20		1:03.226	39.877				

8 Lukas Dunner Dallara F317 HWA **14** Yuki Tsunoda R Dallara F317 Spiess
 Teo Martin Motorsport Team Motopark

Lap	D	Time	Sector 1	Sector 2	Sector 3	T. Spd	Elapsed	Lap	D	Time	Sector 1	Sector 2	Sector 3	T. Spd	Elapsed
1		15:03:14.068	15:01:42.115	39.584	52.369		15:03:14.068	1		15:12:49.013	15:11:01.770	45.398	1:01.845		15:12:49.013
2		2:03.608	33.909	37.993	51.706	225.0	15:05:17.676	2		2:19.708	40.226	42.296	57.186	170.6	15:15:08.721
3		2:01.475	33.083	37.503	50.889	231.2	15:07:19.151	3		2:16.088	37.014	42.599	56.475	212.5	15:17:24.809
4		2:09.035 P	33.039	37.715	58.281	230.2	15:09:28.186	4		2:11.637	37.534	39.850	54.253	230.2	15:19:36.446
5		4:56.575	3:23.558	39.646	53.371		15:14:24.761	5		2:00.216	32.704	37.288	50.224	233.7	15:21:36.662
6		2:06.281	35.434	39.790	51.057	207.2	15:16:31.042	6		1:59.786	32.395	37.261	50.130	233.2	15:23:36.448
7		1:59.350	32.400	37.203	49.747	233.2	15:18:30.392	7		1:59.381	32.328	37.109	49.944	233.2	15:25:35.829
8		1:59.893	32.407	37.117	50.369	231.2	15:20:30.285	8		1:59.370	32.397	37.020	49.953	233.7	15:27:35.199
9		1:59.602	32.569	37.264	49.769	233.2	15:22:29.887	9		2:03.345	34.536	37.857	50.952	229.2	15:29:38.544
10		2:01.093	33.082	37.331	50.680	235.2	15:24:30.980	10		2:13.567 P	32.241	36.855	1:04.471	232.7	15:31:52.111
11		1:59.880	32.424	37.249	50.207	231.7	15:26:30.860	11		7:52.716	6:12.249	44.070	56.397		15:39:44.827
12		2:12.500 P	33.645	38.949	59.906	232.7	15:28:43.360	12		2:11.711	35.399	40.605	55.707	233.2	15:41:56.538
13		9:48.782	8:15.879	40.149	52.754		15:38:32.142	13		2:14.533	34.055	41.948	58.530	231.2	15:44:11.071
14		2:02.296	33.357	38.411	50.528	227.8	15:40:34.438	14		2:02.421	32.542	39.053	50.826	232.7	15:46:13.492
15		2:00.160	32.678	37.479	50.003	232.7	15:42:34.598	15		1:58.886	32.376	36.963	49.547	228.8	15:48:12.378
16		1:58.738	32.146	37.109	49.483	232.2	15:44:33.336	16		2:08.742	32.295	36.779	59.668	232.7	15:50:21.120
17		2:25.641	39.000	47.274	59.367	231.2	15:46:58.977	17		1:58.577	32.286	36.859	49.432	233.2	15:52:19.697
18		1:59.473	32.356	37.136	49.981	232.7	15:48:58.450	18		1:58.334	32.081	36.687	49.566	228.3	15:54:18.031
19		1:59.148	32.441	37.035	49.672	230.7	15:50:57.598	19		2:25.618 P	36.018	40.942	1:08.658	232.7	15:56:43.649
20		1:59.250	32.333	37.051	49.866	232.2	15:52:56.848								
21		2:10.522 P	33.647	37.844	59.031	234.2	15:55:07.370								





Paul Ricard
Euroformula Open
Private test - 2
Lap Analysis



18

Julian Hanses

Dallara F317 Spiess **21**

Calan Williams

Dallara F317 HWA

Team Motopark

Fortec Motorsport

Lap	D	Time	Sector 1	Sector 2	Sector 3	T. Spd	Elapsed	Lap	D	Time	Sector 1	Sector 2	Sector 3	T. Spd	Elapsed
1		15:08:35.307	15:06:57.104	42.500	55.703		15:08:35.307	1		15:03:30.201	15:01:56.161	39.172	54.868		15:03:30.201
2		2:19.234 P	35.422	41.562	1:02.250	215.1	15:10:54.541	2		2:01.369	33.038	37.656	50.675	232.7	15:05:31.570
3		2:46.888	1:13.883	39.637	53.368		15:13:41.429	3		2:00.381	32.712	37.198	50.471	236.8	15:07:31.951
4		2:02.020	32.913	37.780	51.327	232.2	15:15:43.449	4		2:00.550	32.674	37.225	50.651	233.7	15:09:32.501
5		2:00.339	32.424	36.982	50.933	234.7	15:17:43.788	5		1:59.966	32.615	37.059	50.292	234.7	15:11:32.467
6		2:09.253 P	33.155	37.253	58.845	232.2	15:19:53.041	6		2:01.566	32.729	37.559	51.278	237.3	15:13:34.033
7		6:12.597	4:32.694	42.876	57.027		15:26:05.638	7		2:02.027	33.587	37.814	50.626	238.4	15:15:36.060
8		2:07.413	34.273	38.851	54.289	219.0	15:28:13.051	8		2:00.254	32.532	37.225	50.497	237.3	15:17:36.314
9		2:00.414	32.658	37.250	50.506	235.2	15:30:13.465	9		2:03.291	34.508	37.945	50.838	236.8	15:19:39.605
10		1:59.623	32.408	37.185	50.030	233.2	15:32:13.088	10		2:06.245		2:43.792	51.236	236.8	15:21:45.850
11		1:59.344	32.371	37.144	49.829	235.2	15:34:12.432	11		2:01.430	33.068	37.412	50.950	235.8	15:23:47.280
12		1:59.336	32.258	37.124	49.954	234.2	15:36:11.768	12		2:01.651	33.188	37.616	50.847	235.2	15:25:48.931
13		2:08.070 P	32.704	37.089	58.277	234.2	15:38:19.838	13		2:03.177	33.833	37.625	51.719	235.2	15:27:52.108
14		6:23.082	4:47.713	41.554	53.815		15:44:42.920	14		11:38.111 P	33.915	37.899	10:26.297	237.3	15:39:30.219
15		2:04.528	34.218	38.622	51.688	215.1	15:46:47.448	15		2:28.669	55.206	40.146	53.317		15:41:58.888
16		1:59.584	32.379	37.181	50.024	233.7	15:48:47.032	16		2:06.010	35.862	39.853	50.295	177.9	15:44:04.898
17		1:59.481	32.477	37.068	49.936	232.7	15:50:46.513	17		1:59.320	32.398	36.933	49.989	237.3	15:46:04.218
18		1:59.031	32.317	36.849	49.865	233.7	15:52:45.544	18		1:58.950	32.309	36.953	49.688	237.8	15:48:03.168
19		1:58.601	32.224	36.864	49.513	234.7	15:54:44.145	19		1:59.589	32.543	36.953	50.093	236.3	15:50:02.757
20		2:20.135 P	32.410	37.145	1:10.580	234.7	15:57:04.280	20		1:59.011	32.374	36.951	49.686	236.3	15:52:01.768

20

Cameron Das

Dallara F317 HWA

21

Linus Lundqvist

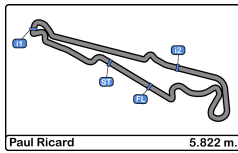
Dallara F317 HWA

Fortec Motorsport

26

Lap	D	Time	Sector 1	Sector 2	Sector 3	T. Spd	Elapsed	Lap	D	Time	Sector 1	Sector 2	Sector 3	T. Spd	Elapsed
1		15:03:43.302	15:02:10.993	39.053	53.256		15:03:43.302								
2		2:00.590	32.903	37.350	50.337	233.7	15:05:43.892								
3		2:01.374	32.624	38.071	50.679	236.8	15:07:45.266	1		15:02:23.571	15:00:48.652	40.755	54.164		15:02:23.571
4		1:59.479	32.248	37.072	50.159	234.7	15:09:44.745	2		2:04.368	34.531	38.398	51.439	230.7	15:04:27.939
5		1:59.520	32.249	37.015	50.256	235.8	15:11:44.265	3		1:59.929	32.838	37.056	50.035	233.2	15:06:27.868
6		1:59.909	32.450	37.085	50.374	236.8	15:13:44.174	4		1:59.472	32.519	37.073	49.880	235.8	15:08:27.340
7		2:00.783	32.828	37.250	50.705	236.3	15:15:44.957	5		2:06.477	32.369	39.816	54.292	235.2	15:10:33.817
8		2:00.744	32.846	37.307	50.591	237.8	15:17:45.701	6		1:59.016	32.339	36.831	49.846	235.2	15:12:32.833
9		2:01.892	33.231	37.682	50.979	237.3	15:19:47.593	7		2:10.843 P	33.595	38.313	58.935	235.2	15:14:43.676
10		16:53.296 P	33.584	37.776	15:41.936	236.3	15:36:40.889	8		8:15.264	6:39.514	41.250	54.500		15:22:58.940
11		2:38.056	56.651	44.631	56.774		15:39:18.945	9		2:01.628	32.652	37.161	51.815	233.7	15:25:00.568
12		2:07.867	35.089	38.936	53.842	234.2	15:41:26.812	10		2:08.803	33.066	42.355	53.382	235.2	15:27:09.371
13		1:59.093	32.321	37.076	49.696	236.8	15:43:25.905	11		1:58.583	32.239	36.689	49.655	236.8	15:29:07.954
14		1:58.201	31.905	36.858	49.438	237.3	15:45:24.106	12		1:58.463	32.114	36.914	49.435	236.8	15:31:06.417
15		1:58.544	32.191	36.582	49.771	237.8	15:47:22.650	13		2:09.468 P	32.810	37.964	58.694	237.3	15:33:15.885
16		2:06.418	32.545	39.629	54.244	237.8	15:49:29.068	14		9:26.489	7:47.794	41.408	57.287		15:42:42.374
17			32.198	36.784		236.8		15		2:11.436	37.976	40.150	53.310	230.7	15:44:53.810
								16		1:59.406	32.406	37.153	49.847	233.7	15:46:53.216
								17		1:58.942	32.640	36.784	49.518	237.8	15:48:52.158
								18		1:58.052	32.082	36.609	49.361	237.3	15:50:50.210
								19		1:58.665	32.273	36.596	49.796	237.8	15:52:48.875
								20		2:11.368 P	32.234	36.697	1:02.437	242.6	15:55:00.243





Paul Ricard
Euroformula Open
Private test - 2
Lap Analysis



30

Liam Lawson

R

Dallara F317 Spiess

51

Aldo Festante

Dallara F317 HWA

Team Motopark

Teo Martin Motorsport

Lap	D	Time	Sector 1	Sector 2	Sector 3	T. Spd	Elapsed	Lap	D	Time	Sector 1	Sector 2	Sector 3	T. Spd	Elapsed
1		15:05:29.144	15:03:53.311	40.874	54.959		15:05:29.144	1		15:03:02.216	15:01:27.316	40.758	54.142		15:03:02.216
2		2:34.534 P	39.592	47.645	1:07.297	144.7	15:08:03.678	2		2:08.171	34.422	39.244	54.505	228.3	15:05:10.387
3		3:22.576	1:48.614	40.841	53.121		15:11:26.254	3		2:01.100	32.839	37.470	50.791	233.7	15:07:11.487
4		2:03.012	33.628	38.032	51.352	231.2	15:13:29.266	4		2:00.779	32.882	37.407	50.490	232.2	15:09:12.266
5		1:59.755	32.394	37.092	50.269	235.2	15:15:29.021	5		2:00.669	33.085	37.244	50.340	233.2	15:11:12.935
6		1:59.330	32.217	37.108	50.005	236.3	15:17:28.351	6		2:03.765	32.444	37.514	53.807	234.2	15:13:16.700
7		1:59.061	32.292	37.027	49.742	236.3	15:19:27.412	7		2:00.278	32.492	37.440	50.346	233.7	15:15:16.978
8		1:58.943	32.135	37.050	49.758	235.2	15:21:26.355	8		2:00.141	32.545	37.402	50.194	234.7	15:17:17.119
9		2:21.395 P	33.387	37.618	1:10.390	235.8	15:23:47.750	9		2:00.562	32.652	37.331	50.579	234.7	15:19:17.681
10		12:01.591	10:18.064	43.088	1:00.439		15:35:49.341	10		2:10.303 P	32.427	37.462	1:00.414	234.7	15:21:27.984
11		2:12.012	34.846	39.610	57.556	210.9	15:38:01.353	11		14:15.189	12:42.897	39.442	52.850		15:35:43.173
12		2:03.831	32.363	37.046	54.422	235.2	15:40:05.184	12		2:04.065	34.194	38.688	51.183	230.2	15:37:47.238
13		1:59.019	32.427	37.027	49.565	236.3	15:42:04.203	13		2:00.485	32.586	37.525	50.374	233.7	15:39:47.723
14		1:58.389	32.061	36.893	49.435	237.3	15:44:02.592	14		2:01.783	33.384	37.691	50.708	235.2	15:41:49.506
15		1:57.850	31.906	36.847	49.097	236.3	15:46:00.442	15		2:00.177	32.641	37.420	50.116	234.2	15:43:49.683
16		2:09.717 P	31.890	36.873	1:00.954	236.8	15:48:10.159	16		1:59.531	32.290	37.389	49.852	234.7	15:45:49.214
17		5:31.978	4:00.530	36.973	54.475		15:53:42.137	17		2:03.258	33.180	38.779	51.299	235.8	15:47:52.472
18		2:08.501 P	31.992	36.883	59.626	233.2	15:55:50.638	18		2:00.198	32.731	37.338	50.129	233.7	15:49:52.670
19								19		2:00.735	32.393	37.421	50.921	234.2	15:51:53.405
20								20		2:00.051	32.321	37.293	50.437	233.2	15:53:53.456
21								21		2:59.228 P	33.483	57.284	1:28.461	233.2	15:56:52.684

33

Marino Sato

Dallara F317 Spiess

Team Motopark

Lap	D	Time	Sector 1	Sector 2	Sector 3	T. Spd	Elapsed
1		15:20:43.804	15:19:09.893	40.967	52.944		15:20:43.804
2		2:01.486	33.014	37.731	50.741	231.7	15:22:45.290
3		2:00.197	32.765	37.210	50.222	232.2	15:24:45.487
4		2:03.453	33.451	37.301	52.701	233.7	15:26:48.940
5		2:00.032	32.715	36.959	50.358	232.7	15:28:48.972
6		2:10.036 P	32.463	37.094	1:00.479	233.2	15:30:59.008
7		5:09.723	3:33.336	41.736	54.651		15:36:08.731
8		2:07.301	36.204	39.971	51.126	216.0	15:38:16.032
9		1:59.433	32.567	37.041	49.825	234.7	15:40:15.465
10		1:59.233	32.647	36.778	49.808	234.2	15:42:14.698
11		2:00.076	32.443	36.830	50.803	234.7	15:44:14.774
12		2:10.162 P	33.398	37.279	59.485	228.8	15:46:24.936
13		6:08.990	4:36.179	41.072	51.739		15:52:33.926
14		2:00.890	33.288	37.524	50.078	233.2	15:54:34.816
15		2:27.178 P	33.131	38.415	1:15.632	233.7	15:57:01.994

63

Nicolai Kjaergaard

Dallara F317 Spiess

Carlin Motorsport

Lap	D	Time	Sector 1	Sector 2	Sector 3	T. Spd	Elapsed
1		15:02:37.683	15:01:05.053	40.044	52.586		15:02:37.683
2		2:04.436	33.770	38.467	52.199	229.2	15:04:42.119
3		2:01.331	32.769	37.574	50.988	232.7	15:06:43.450
4		2:03.916	33.875	38.216	51.825	233.7	15:08:47.366
5		2:01.696	33.072	37.643	50.981	232.7	15:10:49.062
6		2:01.486	32.955	37.474	51.057	234.2	15:12:50.548
7		2:01.554	33.216	37.579	50.759	233.2	15:14:52.102
8		9:16.623 P	33.771	38.050	8:04.802	233.7	15:24:08.725
9		2:35.421	58.261	41.574	55.586		15:26:44.146
10		2:08.813	34.137	38.829	55.847	232.7	15:28:52.959
11		2:01.913	33.142	37.855	50.916	233.2	15:30:54.872
12		2:00.994	32.864	37.647	50.483	235.2	15:32:55.866
13		2:00.339	32.808	37.419	50.112	235.8	15:34:56.205
14		2:01.250	32.685	37.232	51.333	235.8	15:36:57.455
15		2:06.211	32.975	38.496	54.740	233.2	15:39:03.666
16		2:00.581	32.598	37.534	50.449	234.7	15:41:04.247
17		8:17.030 P	32.507	37.630	7:06.893	236.3	15:49:21.277
18		2:47.399 P	54.248	40.227	1:12.924		15:52:08.676
19		2:50.247 P	1:06.576	39.251	1:04.420		15:54:58.923





Paul Ricard
Euroformula Open
Private test - 2
Lap Analysis



66

Petru Florescu

Dallara F317
 Piedrafita
 Drivex School

99

Rui Andrade

Dallara F317
 Piedrafita
 Drivex School

Lap D	Time	Sector 1	Sector 2	Sector 3	T. Spd	Elapsed	Lap D	Time	Sector 1	Sector 2	Sector 3	T. Spd	Elapsed
1	15:02:27.762	15:00:52.627	41.440	53.695		15:02:27.762	1	15:02:45.551	15:01:04.503	44.343	56.705		15:02:45.551
2	2:06.320	35.036	39.307	51.977	230.2	15:04:34.082	2	2:11.307	36.879	40.543	53.885	180.0	15:04:56.858
3	2:01.362	33.277	37.413	50.672	233.7	15:06:35.444	3	2:27.014 P	34.303	42.000	1:10.711	233.2	15:07:23.872
4	2:15.923 P	34.155	39.065	1:02.703	234.7	15:08:51.367	4	4:46.348	3:10.724	40.680	54.944		15:12:10.220
5	7:06.701	5:34.050	40.674	51.977		15:15:58.068	5	2:08.436	35.246	40.121	53.069	212.1	15:14:18.656
6	2:04.009	34.335	38.605	51.069	231.7	15:18:02.077	6	2:03.643	33.748	38.190	51.705	232.2	15:16:22.299
7	2:01.400	32.739	37.585	51.076	234.2	15:20:03.477	7	2:02.439	33.444	37.939	51.056	235.2	15:18:24.738
8	2:00.759	32.895	37.451	50.413	234.7	15:22:04.236	8	2:02.491	33.249	37.802	51.440	233.7	15:20:27.229
9	2:04.651	33.599	39.822	51.230	234.2	15:24:08.887	9	2:02.031	33.100	37.749	51.182	233.2	15:22:29.260
10	2:00.445	32.805	37.179	50.461	234.7	15:26:09.332	10	2:04.496	34.239	38.201	52.056	234.2	15:24:33.756
11	2:00.641	32.915	37.311	50.415	236.8	15:28:09.973	11	2:46.652 P	58.653	45.947	1:02.052	233.2	15:27:20.408
12	2:13.594 P	33.558	37.887	1:02.149	236.8	15:30:23.567	12	10:42.342	8:57.926	47.838	56.578		15:38:02.750
13	10:14.214	8:40.848	41.402	51.964		15:40:37.781	13	2:06.875	34.823	40.003	52.049	213.4	15:40:09.625
14	2:06.563	34.956	38.431	53.176	235.2	15:42:44.344	14	2:02.483	33.534	37.956	50.993	235.8	15:42:12.108
15	2:03.497	32.825	38.069	52.603	236.8	15:44:47.841	15	2:02.367	33.146	37.947	51.274	233.7	15:44:14.475
16	2:01.297	33.110	37.752	50.435	234.2	15:46:49.138	16	2:03.452	33.091	39.104	51.257	234.7	15:46:17.927
17	1:59.958	32.551	37.214	50.193	237.8	15:48:49.096	17	2:02.051	33.307	37.875	50.869	236.3	15:48:19.978
18	1:59.938	32.553	37.207	50.178	234.2	15:50:49.034	18	2:02.031	33.355	37.612	51.064	233.7	15:50:22.009
19	1:59.342	32.316	37.024	50.002	236.8	15:52:48.376	19	2:01.525	33.322	37.594	50.609	238.4	15:52:23.534
20	2:14.738 P	34.084	37.656	1:02.998	237.8	15:55:03.114	20	2:01.437	33.069	37.857	50.511	236.3	15:54:24.971

77

Guilherme Samaia

Dallara F317 HWA

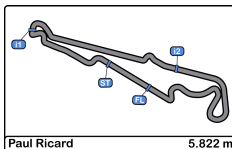
21

2:25.950 P 33.386 38.752 1:13.812 234.7 15:56:50.921

Teo Martin Motorsport

Lap D	Time	Sector 1	Sector 2	Sector 3	T. Spd	Elapsed
1	15:03:50.951	15:02:16.088	41.068	53.795		15:03:50.951
2	2:02.653	33.525	37.927	51.201	228.3	15:05:53.604
3	2:00.525	32.674	37.306	50.545	232.7	15:07:54.129
4	2:00.049	32.511	37.115	50.423	232.2	15:09:54.178
5	1:59.041	32.276	36.958	49.807	232.2	15:11:53.219
6	1:58.954	32.301	36.878	49.775	234.2	15:13:52.173
7	1:59.416	32.219	36.916	50.281	233.2	15:15:51.589
8	2:05.641	36.148	38.031	51.462	233.2	15:17:57.230
9	2:08.046 P	32.445	37.298	58.303	232.2	15:20:05.276
10	17:49.286	16:11.336	42.500	55.450		15:37:54.562
11	2:05.184	34.217	39.819	51.148	232.7	15:39:59.746
12	2:00.664	33.025	37.504	50.135	232.7	15:42:00.410
13	1:59.104	32.396	37.044	49.664	232.7	15:43:59.514
14	2:07.571	32.968	36.875	57.728	233.7	15:46:07.085
15	1:59.271	32.218	37.021	50.032	234.2	15:48:06.356
16	1:58.999	32.280	36.968	49.751	233.2	15:50:05.355
17	1:59.623	31.986	37.776	49.861	234.2	15:52:04.978
18	1:59.016	32.092	36.867	50.057	235.2	15:54:03.994
19	2:18.714 P	33.385	37.582	1:07.747	233.2	15:56:22.708



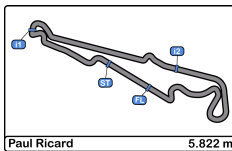


Paul Ricard
Euroformula Open
Private test - 2
Best Sectors Results



Sector - 1				Sector - 2				Sector - 3				Ideal Lap vs Best Lap					
Clas	Nº	Driver	Time	Nº	Driver	Time	Nº	Driver	Time	Clas	Nº	Driver	Ideal Lap	Best Lap	Clas		
1	7	Jack Doohan	31.572	7	Jack Doohan	36.076	30	Liam Lawson	49.097	1	7	Jack Doohan	1:57.651	1:59.440	12		
2	30	Liam Lawson	31.890	20	Cameron Das	36.582	26	Linus Lundqvist	49.361	2	30	Liam Lawson	1:57.834	1:57.850	1		
3	20	Cameron Das	31.905	26	Linus Lundqvist	36.596	14	Yuki Tsunoda	49.432	3	20	Cameron Das	1:57.925	1:58.201	3		
4	77	Guilherme Samaia	31.986	14	Yuki Tsunoda	36.687	20	Cameron Das	49.438	4	26	Linus Lundqvist	1:58.039	1:58.052	2		
5	14	Yuki Tsunoda	32.081	21	Calan Williams	36.750	8	Lukas Dunner	49.483	5	14	Yuki Tsunoda	1:58.200	1:58.334	4		
6	26	Linus Lundqvist	32.082	33	Marino Sato	36.778	18	Julian Hanses	49.513	6	77	Guilherme Samaia	1:58.517	1:58.954	8		
7	11	Teppei Natori	32.101	30	Liam Lawson	36.847	77	Guilherme Samaia	49.664	7	18	Julian Hanses	1:58.586	1:58.601	5		
8	8	Lukas Dunner	32.146	18	Julian Hanses	36.849	21	Calan Williams	49.686	8	21	Calan Williams	1:58.657	1:58.872	7		
9	21	Calan Williams	32.221	77	Guilherme Samaia	36.867	33	Marino Sato	49.808	9	8	Lukas Dunner	1:58.664	1:58.738	6		
10	18	Julian Hanses	32.224	11	Teppei Natori	36.878	51	Aldo Festante	49.852	10	11	Teppei Natori	1:58.898	1:59.092	9		
11	51	Aldo Festante	32.290	66	Petru Florescu	37.024	11	Teppei Natori	49.919	11	33	Marino Sato	1:59.029	1:59.233	10		
12	66	Petru Florescu	32.316	8	Lukas Dunner	37.035	66	Petru Florescu	50.002	12	66	Petru Florescu	1:59.342	1:59.342	11		
13	2	Artem Petrov	32.406	3	Pierre Louis Chovet	37.122	7	Jack Doohan	50.003	13	51	Aldo Festante	1:59.386	1:59.531	13		
14	33	Marino Sato	32.443	63	Nicolai Kjaergaard	37.232	63	Nicolai Kjaergaard	50.112	14	3	Pierre Louis Chovet	1:59.758	2:00.108	14		
15	1	Javier Gonzalez	32.447	51	Aldo Festante	37.244	3	Pierre Louis Chovet	50.155	15	63	Nicolai Kjaergaard	1:59.851	2:00.339	15		
16	3	Pierre Louis Chovet	32.481	1	Javier Gonzalez	37.498	1	Javier Gonzalez	50.323	16	1	Javier Gonzalez	2:00.268	2:00.452	16		
17	63	Nicolai Kjaergaard	32.507	99	Rui Andrade	37.594	2	Artem Petrov	50.440	17	2	Artem Petrov	2:00.472	2:00.713	17		
18	99	Rui Andrade	33.069	2	Artem Petrov	37.626	99	Rui Andrade	50.511	18	99	Rui Andrade	2:01.174	2:01.437	18		
19	5	Dimitrios Tsimpris	33.536	5	Dimitrios Tsimpris	38.268	5	Dimitrios Tsimpris	51.265	19	5	Dimitrios Tsimpris	2:03.069	2:03.467	19		



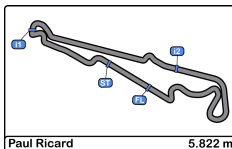


Paul Ricard
Euroformula Open
Private test - 2
Best 5 Lap Times



Cls	Nº	Entrant	Nat	Driver	Nat	Cat	Cls	Chassis - Engine	Team	Best 1		Best 2		Best 3		Best 4		Best 5	
										Time	Lap	Time	Lap	Time	Lap	Time	Lap	Time	Lap
1	30	Team Motopark	DEU	Liam Lawson	NZL	R	1	Dallara F317 Spiess	Team Motopark	1:57.850	15	1:58.389	14	1:58.943	8	1:59.019	13	1:59.061	7
2	26	Double R	GBR	Linus Lundqvist	SWE			Dallara F317 HWA	Double R	1:58.052	18	1:58.463	12	1:58.583	11	1:58.665	19	1:58.942	17
3	20	Fortec Motorsport	GBR	Cameron Das	USA			Dallara F317 HWA	Fortec Motorsport	1:58.201	14	1:58.544	15	1:59.093	13	1:59.479	4	1:59.520	5
4	14	Team Motopark	DEU	Yuki Tsunoda	JPN	R	2	Dallara F317 Spiess	Team Motopark	1:58.334	18	1:58.577	17	1:58.886	15	1:59.370	8	1:59.381	7
5	18	Team Motopark	DEU	Julian Hanes	DEU			Dallara F317 Spiess	Team Motopark	1:58.601	19	1:59.031	18	1:59.336	12	1:59.344	11	1:59.481	17
6	8	Teo Martin Motorsport	ESP	Lukas Dunner	AUT			Dallara F317 HWA	Teo Martin Motorsport	1:58.738	16	1:59.148	19	1:59.250	20	1:59.350	7	1:59.473	18
7	21	Fortec Motorsport	GBR	Calan Williams	AUS			Dallara F317 HWA	Fortec Motorsport	1:58.872	21	1:58.950	18	1:59.011	20	1:59.320	17	1:59.589	19
8	77	Teo Martin Motorsport	ESP	Guilherme Samaia	BRA			Dallara F317 HWA	Teo Martin Motorsport	1:58.954	6	1:58.999	16	1:59.016	18	1:59.041	5	1:59.104	13
9	11	Carlin Motorsport	GBR	Teppe Natori	JPN	R	3	Dallara F317 Spiess	Carlin Motorsport	1:59.092	17	1:59.277	12	1:59.344	16	1:59.391	15	1:59.471	11
10	33	Team Motopark	DEU	Marino Sato	JPN			Dallara F317 Spiess	Team Motopark	1:59.233	10	1:59.433	9	2:00.032	5	2:00.076	11	2:00.197	3
11	66	Drivex School	ESP	Petru Florescu	ROU			Dallara F317 Piedrafita	Drivex School	1:59.342	19	1:59.938	18	1:59.958	17	2:00.445	10	2:00.641	11
12	7	Double R	GBR	Jack Doohan	AUS			Dallara F317 HWA	Double R	1:59.440	12	1:59.539	5	1:59.891	10	1:59.987	4	2:00.339	9
13	51	Teo Martin Motorsport	ESP	Aldo Festante	ITA			Dallara F317 HWA	Teo Martin Motorsport	1:59.531	16	2:00.051	20	2:00.141	8	2:00.177	15	2:00.198	18
14	3	RP Motorsport	ITA	Pierre Louis Chovet	FRA	R	4	Dallara F317 Piedrafita	RP Motorsport	2:00.108	21	2:00.325	19	2:00.398	20	2:00.632	18	2:01.135	14
15	63	Carlin Motorsport	GBR	Nicolai Kjaergaard	DNK			Dallara F317 Spiess	Carlin Motorsport	2:00.339	13	2:00.581	16	2:00.994	12	2:01.250	14	2:01.331	3
16	1	RP Motorsport	ITA	Javier Gonzalez	MEX			Dallara F317 Piedrafita	RP Motorsport	2:00.452	17	2:00.673	9	2:00.860	19	2:01.285	16	2:01.928	3
17	2	RP Motorsport	ITA	Artem Petrov	RUS			Dallara F317 Piedrafita	RP Motorsport	2:00.713	8	2:00.800	17	2:01.067	16	2:01.403	6	2:01.601	4
18	99	Drivex School	ESP	Rui Andrade	AGO			Dallara F317 Piedrafita	Drivex School	2:01.437	20	2:01.525	19	2:02.031	9	2:02.031	18	2:02.051	17
19	5	Tsimpris Motorsport	GRC	Dimitrios Tsimpris	GRC	R	5	Dallara F317 Piedrafita	Tsimpris Motorsport	2:03.467	8	2:03.507	7	2:03.987	17	2:04.008	16	2:04.316	13



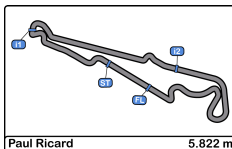


Paul Ricard
Euroformula Open
Private test - 2
Best 5 Top Speeds



Cls	Nº	Entrant	Nat	Driver	Nat	Cat	Cls	Chassis - Engine	Team	Top 1		Top 2		Top 3		Top 4		Top 5		Avg
										Km/h	Lap	Km/h	Lap	Km/h	Lap	Km/h	Lap	Km/h	Lap	
1	26	Double R	GBR	Linus Lundqvist	SWE			Dallara F317 HWA	Double R	242.6	20	237.8	17	237.8	19	237.3	13	237.3	18	238.6
2	21	Fortec Motorsport	GBR	Calan Williams	AUS			Dallara F317 HWA	Fortec Motorsport	238.4	7	238.4	21	237.8	18	237.3	6	237.3	8	237.8
3	99	Drivex School	ESP	Rui Andrade	AGO			Dallara F317 Piedrafita	Drivex School	238.4	19	236.3	17	236.3	20	235.8	14	235.2	7	236.4
4	20	Fortec Motorsport	GBR	Cameron Das	USA			Dallara F317 HWA	Fortec Motorsport	237.8	8	237.8	15	237.8	16	237.3	9	237.3	14	237.6
5	66	Drivex School	ESP	Petru Florescu	ROU			Dallara F317 Piedrafita	Drivex School	237.8	17	237.8	20	236.8	11	236.8	12	236.8	15	237.2
6	30	Team Motopark	DEU	Liam Lawson	NZL	R	1	Dallara F317 Spiess	Team Motopark	237.3	14	236.8	16	236.3	6	236.3	7	236.3	13	236.6
7	7	Double R	GBR	Jack Doohan	AUS			Dallara F317 HWA	Double R	236.8	13	235.2	6	235.2	9	235.2	11	234.7	4	235.5
8	11	Carlin Motorsport	GBR	Teppei Natori	JPN	R	2	Dallara F317 Spiess	Carlin Motorsport	236.8	13	236.3	17	235.8	15	235.8	16	235.8	18	236.1
9	3	RP Motorsport	ITA	Pierre Louis Chovet	FRA	R	3	Dallara F317 Piedrafita	RP Motorsport	236.3	14	235.8	15	234.7	21	234.2	8	234.2	13	235.0
10	63	Carlin Motorsport	GBR	Nicolai Kjaergaard	DNK			Dallara F317 Spiess	Carlin Motorsport	236.3	17	235.8	13	235.8	14	235.2	12	234.7	16	235.6
11	51	Teo Martin Motorsport	ESP	Aldo Festante	ITA			Dallara F317 HWA	Teo Martin Motorsport	235.8	17	235.2	14	234.7	8	234.7	9	234.7	10	235.0
12	8	Teo Martin Motorsport	ESP	Lukas Dunner	AUT			Dallara F317 HWA	Teo Martin Motorsport	235.2	10	234.2	21	233.2	7	233.2	9	232.7	12	233.7
13	18	Team Motopark	DEU	Julian Hanses	DEU			Dallara F317 Spiess	Team Motopark	235.2	9	235.2	11	234.7	5	234.7	19	234.7	20	234.9
14	77	Teo Martin Motorsport	ESP	Guilherme Samaia	BRA			Dallara F317 HWA	Teo Martin Motorsport	235.2	18	234.2	6	234.2	15	234.2	17	233.7	14	234.3
15	2	RP Motorsport	ITA	Artem Petrov	RUS			Dallara F317 Piedrafita	RP Motorsport	234.7	13	232.7	6	232.7	12	232.7	17	232.2	8	233.0
16	33	Team Motopark	DEU	Marino Sato	JPN			Dallara F317 Spiess	Team Motopark	234.7	9	234.7	11	234.2	10	233.7	4	233.7	15	234.2
17	1	RP Motorsport	ITA	Javier Gonzalez	MEX			Dallara F317 Piedrafita	RP Motorsport	233.7	17	232.7	10	232.7	14	232.7	16	232.7	18	232.9
18	14	Team Motopark	DEU	Yuki Tsunoda	JPN	R	4	Dallara F317 Spiess	Team Motopark	233.7	5	233.7	8	233.2	6	233.2	7	233.2	12	233.4
19	5	Tsimpris Motorsport	GRC	Dimitrios Tsimpris	GRC	R	5	Dallara F317 Piedrafita	Tsimpris Motorsport	230.2	12	229.7	9	228.8	7	228.8	14	228.3	11	229.2



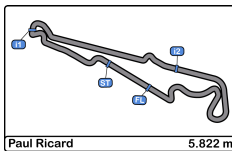


Paul Ricard
Euroformula Open
Private test - 2
Fastest Laps Sequence



Lap	Time of Day	Session Time	Nº	Entrant	Nat	Driver	Nat	Cat	Chassis - Engine	Team	Time	Km/h
2	15:04:27.939	4:27.939	26	Double R	GBR	Linus Lundqvist	SWE		Dallara F317 HWA	Double R	2:04.368	168.5
2	15:05:17.676	5:17.676	8	Teo Martin	ESP	Lukas Dunner	AUT		Dallara F317 HWA	Teo Martin	2:03.608	169.5
2	15:05:31.570	5:31.570	21	Fortec Motorsport	GBR	Calan Williams	AUS		Dallara F317 HWA	Fortec Motorsport	2:01.369	172.6
2	15:05:43.892	5:43.892	20	Fortec Motorsport	GBR	Cameron Das	USA		Dallara F317 HWA	Fortec Motorsport	2:00.590	173.8
3	15:06:27.868	6:27.868	26	Double R	GBR	Linus Lundqvist	SWE		Dallara F317 HWA	Double R	1:59.929	174.7
4	15:08:27.340	8:27.340	26	Double R	GBR	Linus Lundqvist	SWE		Dallara F317 HWA	Double R	1:59.472	175.4
5	15:11:53.219	11:53.219	77	Teo Martin	ESP	Guilherme Samaia	BRA		Dallara F317 HWA	Teo Martin	1:59.041	176.0
6	15:12:32.833	12:32.833	26	Double R	GBR	Linus Lundqvist	SWE		Dallara F317 HWA	Double R	1:59.016	176.1
6	15:13:52.173	13:52.173	77	Teo Martin	ESP	Guilherme Samaia	BRA		Dallara F317 HWA	Teo Martin	1:58.954	176.1
8	15:21:26.355	21:26.355	30	Team Motopark	DEU	Liam Lawson	NZL	R	Dallara F317 Spiess	Team Motopark	1:58.943	176.2
11	15:29:07.954	29:07.954	26	Double R	GBR	Linus Lundqvist	SWE		Dallara F317 HWA	Double R	1:58.583	176.7
12	15:31:06.417	31:06.417	26	Double R	GBR	Linus Lundqvist	SWE		Dallara F317 HWA	Double R	1:58.463	176.9
14	15:44:02.592	44:02.592	30	Team Motopark	DEU	Liam Lawson	NZL	R	Dallara F317 Spiess	Team Motopark	1:58.389	177.0
14	15:45:24.106	45:24.106	20	Fortec Motorsport	GBR	Cameron Das	USA		Dallara F317 HWA	Fortec Motorsport	1:58.201	177.3
15	15:46:00.442	46:00.442	30	Team Motopark	DEU	Liam Lawson	NZL	R	Dallara F317 Spiess	Team Motopark	1:57.850	177.8



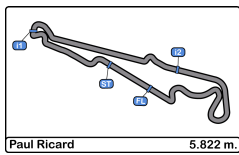


Paul Ricard
Euroformula Open
Private test - 2
Event Best Maximum Speed



Nº	Entrant	Nat	Driver	Nat	Cat	Clas	Chassis - Engine	Team	Km/h	Session
26	Double R		Linus Lundqvist				Dallara F317 HWA	Double R	242.6	Private test - 2
20	Fortec Motorsport		Cameron Das				Dallara F317 HWA	Fortec Motorsport	240.5	Private test - 1
21	Fortec Motorsport		Calan Williams				Dallara F317 HWA	Fortec Motorsport	238.9	Private test - 1
66	Drivex School		Petru Florescu				Dallara F317 Piedrafita	Drivex School	238.4	Private test - 1
99	Drivex School		Rui Andrade				Dallara F317 Piedrafita	Drivex School	238.4	Private test - 2
30	Team Motopark		Liam Lawson		R	1	Dallara F317 Spiess	Team Motopark	237.3	Private test - 2
14	Team Motopark		Yuki Tsunoda		R	2	Dallara F317 Spiess	Team Motopark	236.8	Private test - 1
63	Carlin Motorsport		Nicolai Kjaergaard				Dallara F317 Spiess	Carlin Motorsport	236.8	Private test - 1
7	Double R		Jack Doohan				Dallara F317 HWA	Double R	236.8	Private test - 2
11	Carlin Motorsport		Teppei Natori		R	3	Dallara F317 Spiess	Carlin Motorsport	236.8	Private test - 2
33	Team Motopark		Marino Sato				Dallara F317 Spiess	Team Motopark	236.3	Private test - 1
3	RP Motorsport		Pierre Louis Chovet		R	4	Dallara F317 Piedrafita	RP Motorsport	236.3	Private test - 1
8	Teo Martin		Lukas Dunner				Dallara F317 HWA	Teo Martin	236.3	Private test - 1
2	RP Motorsport		Artem Petrov				Dallara F317 Piedrafita	RP Motorsport	235.8	Private test - 1
51	Teo Martin		Aldo Festante				Dallara F317 HWA	Teo Martin	235.8	Private test - 2
1	RP Motorsport		Javier Gonzalez				Dallara F317 Piedrafita	RP Motorsport	235.2	Private test - 1
18	Team Motopark		Julian Hanses				Dallara F317 Spiess	Team Motopark	235.2	Private test - 2
77	Teo Martin		Guilherme Samaia				Dallara F317 HWA	Teo Martin	235.2	Private test - 2
31	Carlin Motorsport		Billy Monger				Dallara F317 Spiess	Carlin Motorsport	234.2	Private test - 1
5	Tsimpris Motorsport		Dimitrios Tsimpris		R	5	Dallara F317 Piedrafita	Tsimpris Motorsport	230.2	Private test - 2





Paul Ricard
Euroformula Open
Private test - 2
Pit Stop Analysis



1 Javier Gonzalez RP Motorsport
Dallara F317 Piedrafita

Nr.	In Day Time	In Time	Out Time	Pit Time	T. Pit Time	Handicap	Penalty
1	15:11:14.674	15:11:14.674	15:17:29.802	6:15.128	6:15.128		
2	15:30:20.400	15:30:20.400	15:36:43.890	6:23.490	12:38.618		

2 Artem Petrov RP Motorsport
Dallara F317 Piedrafita

Nr.	In Day Time	In Time	Out Time	Pit Time	T. Pit Time	Handicap	Penalty
1	15:19:28.540	15:19:28.540	15:31:45.443	12:16.90	12:16.903		
					3		

3 Pierre Louis Chovet R RP Motorsport
Dallara F317 Piedrafita

Nr.	In Day Time	In Time	Out Time	Pit Time	T. Pit Time	Handicap	Penalty
1	15:17:41.913	15:17:41.913	15:22:25.099	4:43.186	4:43.186		

5 Dimitrios Tsimpris R Tsimpris Motorsport
Dallara F317 Piedrafita

Nr.	In Day Time	In Time	Out Time	Pit Time	T. Pit Time	Handicap	Penalty
1	15:03:41.387	15:03:41.387	15:05:35.815	1:54.428	1:54.428		
2	15:22:21.963	15:22:21.963	15:30:50.464	8:28.501	10:22.929		

7 Jack Doohan Double R
Dallara F317 HWA

Nr.	In Day Time	In Time	Out Time	Pit Time	T. Pit Time	Handicap	Penalty
1	15:12:37.957	15:12:37.957	15:22:17.800	9:39.843	9:39.843		

8 Lukas Dunner Teo Martin Motorsport
Dallara F317 HWA

Nr.	In Day Time	In Time	Out Time	Pit Time	T. Pit Time	Handicap	Penalty
1	15:09:19.813	15:09:19.813	15:12:16.412	2:56.599	2:56.599		
2	15:28:34.865	15:28:34.865	15:36:23.788	7:48.923	10:45.522		

11 Teppei Natori R Carlin Motorsport
Dallara F317 Spiess

Nr.	In Day Time	In Time	Out Time	Pit Time	T. Pit Time	Handicap	Penalty
1	15:14:57.184	15:14:57.184	15:24:51.166	9:53.982	9:53.982		

14 Yuki Tsunoda R Team Motopark
Dallara F317 Spiess

Nr.	In Day Time	In Time	Out Time	Pit Time	T. Pit Time	Handicap	Penalty
1	15:31:41.344	15:31:41.344	15:37:24.865	5:43.521	5:43.521		

18 Julian Hanses Team Motopark
Dallara F317 Spiess

Nr.	In Day Time	In Time	Out Time	Pit Time	T. Pit Time	Handicap	Penalty
1	15:10:45.755	15:10:45.755	15:11:34.537	48.782	48.782		
2	15:19:44.420	15:19:44.420	15:23:45.443	4:01.023	4:49.805		

20 Cameron Das Fortec Motorsport
Dallara F317 HWA

Nr.	In Day Time	In Time	Out Time	Pit Time	T. Pit Time	Handicap	Penalty
1	15:21:48.496	15:21:48.496	15:36:57.962	15:09.46	15:09.466		
					6		

21 Calan Williams Fortec Motorsport
Dallara F317 HWA

Nr.	In Day Time	In Time	Out Time	Pit Time	T. Pit Time	Handicap	Penalty
1	15:29:54.469	15:29:54.469	15:39:47.267	9:52.798	9:52.798		

26 Linus Lundqvist Double R
Dallara F317 HWA

Nr.	In Day Time	In Time	Out Time	Pit Time	T. Pit Time	Handicap	Penalty
1	15:14:35.538	15:14:35.538	15:20:46.646	6:11.108	6:11.108		
2	15:33:07.492	15:33:07.492	15:40:26.010	7:18.518	13:29.626		

30 Liam Lawson R Team Motopark
Dallara F317 Spiess

Nr.	In Day Time	In Time	Out Time	Pit Time	T. Pit Time	Handicap	Penalty
1	15:07:52.566	15:07:52.566	15:09:09.192	1:16.626	1:16.626		
2	15:23:36.487	15:23:36.487	15:33:27.383	9:50.896	11:07.522		

33 Marino Sato Team Motopark
Dallara F317 Spiess

Nr.	In Day Time	In Time	Out Time	Pit Time	T. Pit Time	Handicap	Penalty
1	15:30:49.358	15:30:49.358	15:33:53.969	3:04.611	3:04.611		

51 Aldo Festante Teo Martin Motorsport
Dallara F317 HWA

Nr.	In Day Time	In Time	Out Time	Pit Time	T. Pit Time	Handicap	Penalty
1	15:21:19.626	15:21:19.626	15:33:36.370	12:16.74	12:16.744		
					4		

63 Nicolai Kjaergaard Carlin Motorsport
Dallara F317 Spiess

Nr.	In Day Time	In Time	Out Time	Pit Time	T. Pit Time	Handicap	Penalty
1	15:16:54.855	15:16:54.855	15:24:26.454	7:31.599	7:31.599		
2	15:52:00.121	15:52:00.121	15:52:32.017	31.896	8:03.495		

66 Petru Florescu Drivex School
Dallara F317 Piedrafita

Nr.	In Day Time	In Time	Out Time	Pit Time	T. Pit Time	Handicap	Penalty
1	15:08:42.891	15:08:42.891	15:13:46.642	5:03.751	5:03.751		
2	15:30:14.262	15:30:14.262	15:38:26.198	8:11.936	13:15.687		

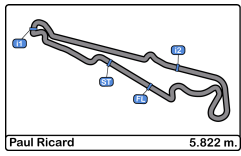
77 Guilherme Samaia Teo Martin Motorsport
Dallara F317 HWA

Nr.	In Day Time	In Time	Out Time	Pit Time	T. Pit Time	Handicap	Penalty
1	15:19:56.987	15:19:56.987	15:35:39.851	15:42.86	15:42.864		
					4		

99 Rui Andrade Drivex School
Dallara F317 Piedrafita

Nr.	In Day Time	In Time	Out Time	Pit Time	T. Pit Time	Handicap	Penalty
1	15:07:13.140	15:07:13.140	15:09:54.578	2:41.438	2:41.438		
2	15:27:11.291	15:27:11.291	15:35:36.672	8:25.381	11:06.819		



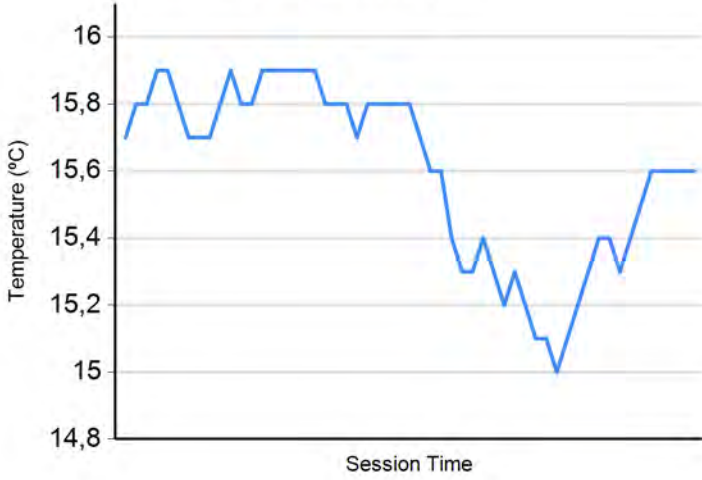


Paul Ricard
Euroformula Open
Private test - 2
Weather Report

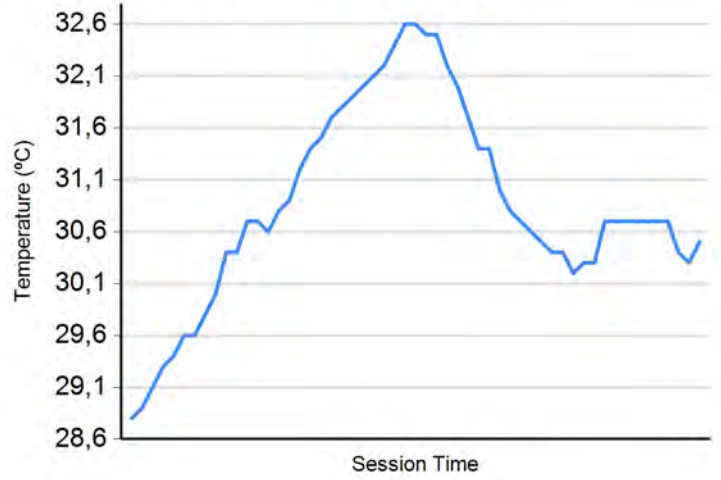


Paul Ricard 5.822 m.

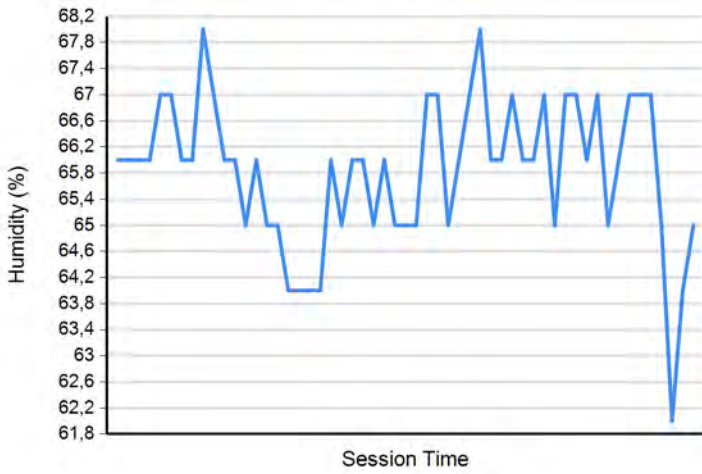
Air Temperature



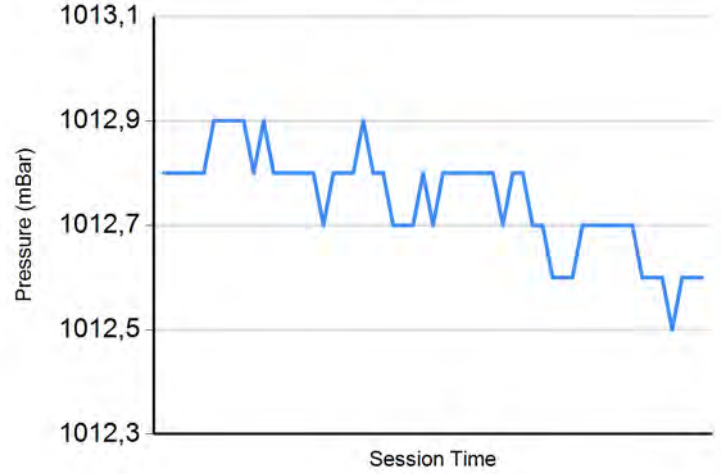
Track Temperature



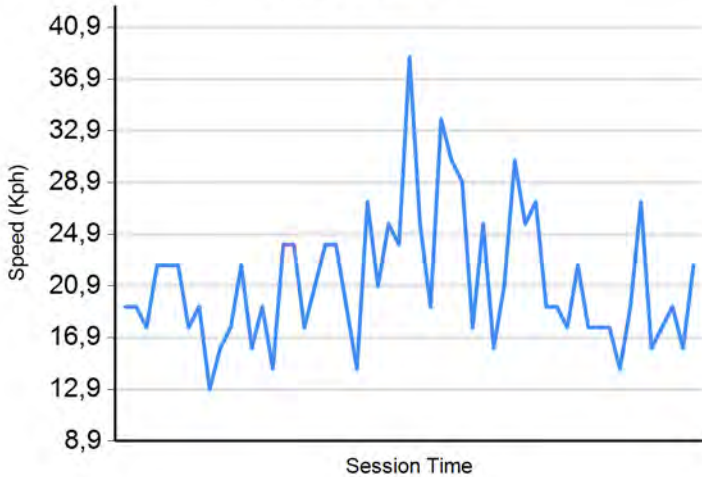
Humidity



Pressure

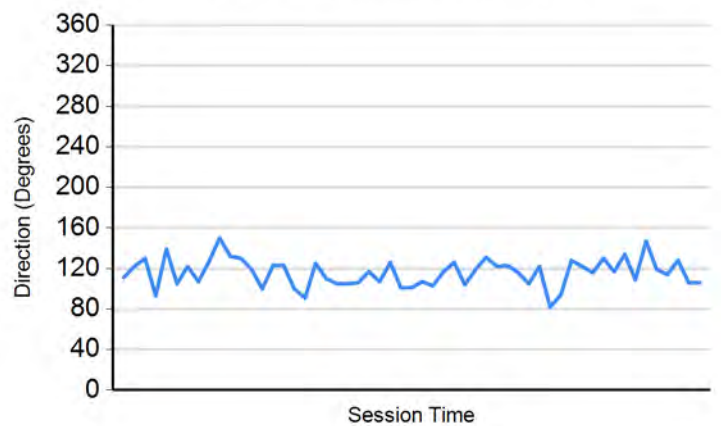


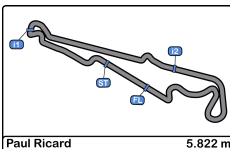
Wind Speed



Wind direction

North = 0°/360° Est = 90° South = 180° West = 270°





Paul Ricard
Euroformula Open
Free Practice - 1
Provisional Results



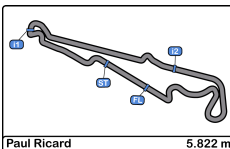
Clas	Nº	Entrant	Nat	Driver	Nat	Cat	Clas	Chassis - Engine	Team	Laps	Best	Time	Gap	Interval	Km/h
1	99	Drivex School	ESP	Rui Andrade	AGO	R	1	Dallara F317 Piedrafita	Drivex School	9	9	2:06.207			166.0
2	12	Carlin Motorsport	GBR	Christian Hahn	BRA			Dallara F317 Spiess	Carlin Motorsport	4	2	2:07.242	1.035	1.035	164.7
3	2	RP Motorsport	ITA	Artem Petrov	RUS			Dallara F317 Piedrafita	RP Motorsport	3	2	2:12.233	6.026	4.991	158.5
4	1	RP Motorsport	ITA	Javier Gonzalez	MEX	R	2	Dallara F317 Piedrafita	RP Motorsport	2	2	2:21.023	14.816	8.790	148.6
5	3	RP Motorsport	ITA	Pierre Louis Chovet	FRA	R	3	Dallara F317 Piedrafita	RP Motorsport	2	2	2:28.209	22.002	7.186	141.4

Published at:.....

Track Temp: 18.3 °C Air Temp: 14.1 °C Humidity: 72 % Track Status: DRY

Stewards:	Race Director:	Timekeeper:
-----------	----------------	-----------------





Paul Ricard
Euroformula Open
Free Practice - 1
Provisional Results by Class



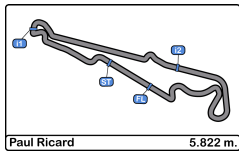
Clas	Nº	Entrant	Nat	Driver	Nat	Cat	Clas	Chassis - Engine	Team	Laps	Best	Time	Gap	Interval	Km/h
1	12	Carlin Motorsport	GBR	Christian Hahn	BRA			Dallara F317 Spiess	Carlin Motorsport	4	2	2:07.242			164.7
2	2	RP Motorsport	ITA	Artem Petrov	RUS			Dallara F317 Piedrafita	RP Motorsport	3	2	2:12.233	4.991	4.991	158.5
Rookie															
1	99	Drivex School	ESP	Rui Andrade	AGO	R	1	Dallara F317 Piedrafita	Drivex School	9	9	2:06.207			166.0
2	1	RP Motorsport	ITA	Javier Gonzalez	MEX	R	2	Dallara F317 Piedrafita	RP Motorsport	2	2	2:21.023	14.816	14.816	148.6
3	3	RP Motorsport	ITA	Pierre Louis Chovet	FRA	R	3	Dallara F317 Piedrafita	RP Motorsport	2	2	2:28.209	22.002	7.186	141.4

Published at:.....

Track Temp: 18.3 °C Air Temp: 14.1 °C Humidity: 72 % Track Status: DRY

Stewards:	Race Director:	Timekeeper: 
-----------	----------------	--





Paul Ricard
Euroformula Open
Free Practice - 1
Lap Analysis



1 Javier Gonzalez R Dallara F317 Piedrafita
 RP Motorsport

Lap	D	Time	Sector 1	Sector 2	Sector 3	T. Spd	Elapsed
1		9:38:38.284	9:36:58.837	42.522	56.925		9:38:38.284
2		2:21.023 P	38.009	40.412	1:02.602	216.0	9:40:59.307

2 Artem Petrov R Dallara F317 Piedrafita
 RP Motorsport

Lap	D	Time	Sector 1	Sector 2	Sector 3	T. Spd	Elapsed
1		9:37:51.057	9:36:12.652	42.213	56.192	143.2	9:37:51.057
2		2:12.233	37.460	40.653	54.120	216.8	9:40:03.290
3		2:21.933 P	38.122	40.748	1:03.063	217.7	9:42:25.223

3 Pierre Louis Chovet R Dallara F317 Piedrafita
 RP Motorsport

Lap	D	Time	Sector 1	Sector 2	Sector 3	T. Spd	Elapsed
1		9:38:52.996	9:37:09.326	42.942	1:00.728		9:38:52.996
2		2:28.209 P	38.343	40.552	1:09.314	216.8	9:41:21.205

12 Christian Hahn R Dallara F317 Spiess
 Carlin Motorsport

Lap	D	Time	Sector 1	Sector 2	Sector 3	T. Spd	Elapsed
1		9:51:30.566		9:50:37.230	53.336		9:51:30.566
2		2:07.242			3:00.578		9:53:37.808
3		5:36.719 P	35.867	38.536	4:22.316	221.7	9:59:14.527
4		2:30.994		6:38.230	53.616		10:01:45.521
5			2:39.338			221.3	

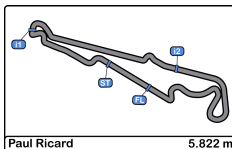
31 Billy Monger R Dallara F317 Spiess
 Carlin Motorsport

Lap	D	Time	Sector 1	Sector 2	Sector 3	T. Spd	Elapsed
1			9:55:53.889	44.049			

99 Rui Andrade R Dallara F317 Piedrafita
 Drivex School

Lap	D	Time	Sector 1	Sector 2	Sector 3	T. Spd	Elapsed
1		9:47:48.663	9:45:56.371	49.044	1:03.248		9:47:48.663
2		2:26.165	42.513	44.075	59.577	183.3	9:50:14.828
3		2:15.678	38.452	40.908	56.318	223.6	9:52:30.506
4		2:11.633	37.043	39.123	55.467	223.1	9:54:42.139
5		2:10.040	36.225	38.760	55.055	224.0	9:56:52.179
6		2:08.742	36.107	38.777	53.858	224.5	9:59:00.921
7		2:07.269	35.722	38.365	53.182	225.4	10:01:08.190
8		2:07.107	35.384	38.500	53.223	222.6	10:03:15.297
9		2:06.207	35.128	38.177	52.902	223.6	10:05:21.504
10			40.356	41.414		217.7	



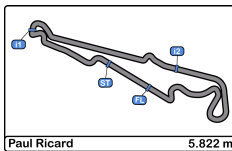


Paul Ricard
Euroformula Open
Free Practice - 1
Best Sectors Results



Sector - 1				Sector - 2				Sector - 3				Ideal Lap vs Best Lap				
Clas	Nº	Driver	Time	Nº	Driver	Time	Nº	Driver	Time	Clas	Nº	Driver	Ideal Lap	Best Lap	Clas	
1	99	Rui Andrade	35.128	99	Rui Andrade	38.177	99	Rui Andrade	52.902	1	99	Rui Andrade	2:06.207	2:06.207	1	
2	12	Christian Hahn	35.165	12	Christian Hahn	38.536	12	Christian Hahn	53.336	2	12	Christian Hahn	2:07.037	2:07.242	2	
3	2	Artem Petrov	37.460	1	Javier Gonzalez	40.412	2	Artem Petrov	54.120	3	2	Artem Petrov	2:12.233	2:12.233	3	
4	1	Javier Gonzalez	38.009	3	Pierre Louis Chovet	40.552	1	Javier Gonzalez	56.925	4	1	Javier Gonzalez	2:15.346	2:21.023	4	
5	3	Pierre Louis Chovet	38.343	2	Artem Petrov	40.653	3	Pierre Louis Chovet	1:00.728	5	3	Pierre Louis Chovet	2:19.623	2:28.209	5	
6	31	Billy Monger	Transpon	31	Billy Monger	44.049	31	Billy Monger	Transpon	6	31	Billy Monger	Transpon	Transpo	6	



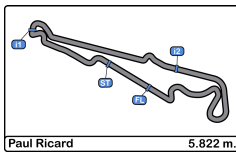


Paul Ricard
Euroformula Open
Free Practice - 1
Best 5 Lap Times



Cls	Nº	Entrant	Nat	Driver	Nat	Cat	Cls	Chassis - Engine	Team	Best 1		Best 2		Best 3		Best 4		Best 5	
										Time	Lap	Time	Lap	Time	Lap	Time	Lap	Time	Lap
1	99	Drivex School		Rui Andrade		R	1	Dallara F317 Piedrafita	Drivex School	2:06.207	9	2:07.107	8	2:07.269	7	2:08.742	6	2:10.040	5
2	12	Carlin Motorsport		Christian Hahn				Dallara F317 Spiess	Carlin Motorsport	2:07.242	2	2:30.994	4	5:36.719	3				
3	2	RP Motorsport		Artem Petrov				Dallara F317 Piedrafita	RP Motorsport	2:12.233	2	2:21.933	3						
4	1	RP Motorsport		Javier Gonzalez		R	2	Dallara F317 Piedrafita	RP Motorsport	2:21.023	2								
5	3	RP Motorsport		Pierre Louis Chovet		R	3	Dallara F317 Piedrafita	RP Motorsport	2:28.209	2								
6	31	Carlin Motorsport		Billy Monger		R	4	Dallara F317 Spiess	Carlin Motorsport										



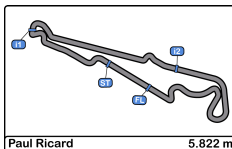


Paul Ricard
Euroformula Open
Free Practice - 1
Best 5 Top Speeds



Cls	Nº	Entrant	Nat	Driver	Nat	Cat	Cls	Chassis - Engine	Team	Top 1		Top 2		Top 3		Top 4		Top 5		Avg
										Km/h	Lap	Km/h	Lap	Km/h	Lap	Km/h	Lap	Km/h	Lap	
1	99	Drivex School	ESP	Rui Andrade	AGO	R	1	Dallara F317 Piedrafita	Drivex School	225.4	7	224.5	6	224.0	5	223.6	3	223.6	9	224.2
2	12	Carlin Motorsport	GBR	Christian Hahn	BRA			Dallara F317 Spiess	Carlin Motorsport	221.7	3	221.3	5							221.5
3	2	RP Motorsport	ITA	Artem Petrov	RUS			Dallara F317 Piedrafita	RP Motorsport	217.7	3	216.8	2	143.2	1					192.6
4	3	RP Motorsport	ITA	Pierre Louis Chovet	FRA	R	2	Dallara F317 Piedrafita	RP Motorsport	216.8	2									216.8
5	1	RP Motorsport	ITA	Javier Gonzalez	MEX	R	3	Dallara F317 Piedrafita	RP Motorsport	216.0	2									216.0



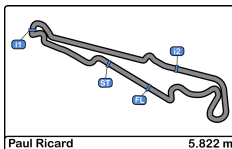


Paul Ricard
Euroformula Open
Free Practice - 1
Fastest Laps Sequence



Lap	Time of Day	Session Time	Nº	Entrant	Nat	Driver	Nat	Cat	Chassis - Engine	Team	Time	Km/h
2	9:40:03.290	5:03.290	2	RP Motorsport	ITA	Artem Petrov	RUS		Dallara F317 Piedrafita	RP Motorsport	2:12.233	158.5
2	9:53:37.808	18:37.808	12	Carlin Motorsport	GBR	Christian Hahn	BRA		Dallara F317 Spiess	Carlin Motorsport	2:07.242	164.7
8	10:03:15.297	28:15.297	99	Drivex School	ESP	Rui Andrade	AGO	R	Dallara F317 Piedrafita	Drivex School	2:07.107	164.8
9	10:05:21.504	30:21.504	99	Drivex School	ESP	Rui Andrade	AGO	R	Dallara F317 Piedrafita	Drivex School	2:06.207	166.0



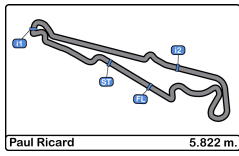


Paul Ricard
Euroformula Open
Free Practice - 1
Event Best Maximum Speed



Nº	Entrant	Nat	Driver	Nat	Cat	Clas	Chassis - Engine	Team	Km/h	Session
99	Drivex School	ESP	Rui Andrade	AGO	R	1	Dallara F317 Piedrafita	Drivex School	225.4	Free Practice - 1
12	Carlin Motorsport	GBR	Christian Hahn	BRA			Dallara F317 Spiess	Carlin Motorsport	221.7	Free Practice - 1
2	RP Motorsport	ITA	Artem Petrov	RUS			Dallara F317 Piedrafita	RP Motorsport	217.7	Free Practice - 1
3	RP Motorsport	ITA	Pierre Louis Chovet	FRA	R	2	Dallara F317 Piedrafita	RP Motorsport	216.8	Free Practice - 1
1	RP Motorsport	ITA	Javier Gonzalez	MEX	R	3	Dallara F317 Piedrafita	RP Motorsport	216.0	Free Practice - 1





Paul Ricard
Euroformula Open
Free Practice - 1
Pit Stop Analysis



12

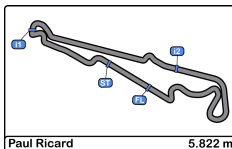
Christian Hahn

Carlin Motorsport

Dallara F317 Spiess

Nr.	In Day Time	In Time	Out Time	Pit Time	T. Pit Time	Handicap	Penalty
1	9:55:52.016	9:55:52.016	9:59:34.078	3:42.062	3:42.062		





Paul Ricard
Euroformula Open
Free Practice - 2
Provisional Results



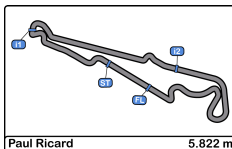
Clas	Nº	Entrant	Nat	Driver	Nat	Cat	Clas	Chassis - Engine	Team	Laps	Best	Time	Gap	Interval	Km/h
1	77	Teo Martin	ESP	Guilherme Samaia	BRA			Dallara F317 HWA	Teo Martin	8	7	1:56.574			179.7
2	30	Team Motopark	DEU	Liam Lawson	NZL	R	1	Dallara F317 Spiess	Team Motopark	13	11	1:57.019	0.445	0.445	179.1
3	8	Teo Martin	ESP	Lukas Dunner	AUT			Dallara F317 HWA	Teo Martin	7	6	1:57.056	0.482	0.037	179.0
4	14	Team Motopark	DEU	Yuki Tsunoda	JPN	R	2	Dallara F317 Spiess	Team Motopark	12	11	1:57.078	0.504	0.022	179.0
5	20	Fortec Motorsport	GBR	Cameron Das	USA			Dallara F317 HWA	Fortec Motorsport	9	7	1:57.239	0.665	0.161	178.7
6	26	Double R	GBR	Linus Lundqvist	SWE	R	3	Dallara F317 HWA	Double R	12	11	1:57.444	0.870	0.205	178.4
7	33	Team Motopark	DEU	Marino Sato	JPN			Dallara F317 Spiess	Team Motopark	6	5	1:57.647	1.073	0.203	178.1
8	51	Teo Martin	ESP	Aldo Festante	ITA			Dallara F317 HWA	Teo Martin	10	8	1:57.834	1.260	0.187	177.8
9	7	Double R	GBR	Jack Doohan	AUS	R	4	Dallara F317 HWA	Double R	13	12	1:57.884	1.310	0.050	177.7
10	21	Fortec Motorsport	GBR	Calan Williams	AUS			Dallara F317 HWA	Fortec Motorsport	9	9	1:57.972	1.398	0.088	177.6
11	18	Team Motopark	DEU	Julian Hanses	DEU			Dallara F317 Spiess	Team Motopark	12	11	1:58.042	1.468	0.070	177.5
12	11	Carlin Motorsport	GBR	Teppei Natori	JPN	R	5	Dallara F317 Spiess	Carlin Motorsport	13	13	1:58.250	1.676	0.208	177.2
13	12	Carlin Motorsport	GBR	Christian Hahn	BRA			Dallara F317 Spiess	Carlin Motorsport	12	11	1:58.303	1.729	0.053	177.1
14	2	RP Motorsport	ITA	Artem Petrov	RUS			Dallara F317 Piedrafita	RP Motorsport	14	13	1:58.667	2.093	0.364	176.6
15	1	RP Motorsport	ITA	Javier Gonzalez	MEX	R	6	Dallara F317 Piedrafita	RP Motorsport	11	9	1:58.762	2.188	0.095	176.4
16	63	Carlin Motorsport	GBR	Nicolai Kjaergaard	DNK	R	7	Dallara F317 Spiess	Carlin Motorsport	13	13	1:59.254	2.680	0.492	175.7
17	3	RP Motorsport	ITA	Pierre Louis Chovet	FRA	R	8	Dallara F317 Piedrafita	RP Motorsport	13	12	1:59.316	2.742	0.062	175.6
18	66	Drivex School	ESP	Petru Florescu	ROU			Dallara F317 Piedrafita	Drivex School	8	5	2:00.269	3.695	0.953	174.2
19	31	Carlin Motorsport	GBR	Billy Monger	GBR	R	9	Dallara F317 Spiess	Carlin Motorsport	8	8	2:00.563	3.989	0.294	173.8
20	99	Drivex School	ESP	Rui Andrade	AGO	R	10	Dallara F317 Piedrafita	Drivex School	14	12	2:01.425	4.851	0.862	172.6
21	5	Tsimpris Motorsport	GRC	Dimitrios Tsimpris	GRC	R	11	Dallara F317 Piedrafita	Tsimpris Motorsport	7	6	2:04.999	8.425	3.574	167.6

Published at:.....

Track Temp: 33.0 °C Air Temp: 16.7 °C Humidity: 42 % Track Status: DRY

Stewards:	Race Director:	Timekeeper:
-----------	----------------	-------------





Paul Ricard
Euroformula Open
Free Practice - 2
Provisional Results by Class



Clas	Nº	Entrant	Nat	Driver	Nat	Cat	Clas	Chassis - Engine	Team	Laps	Best	Time	Gap	Interval	Km/h
1	77	Teo Martin	ESP	Guilherme Samaia	BRA			Dallara F317 HWA	Teo Martin	8	7	1:56.574			179.7
2	8	Teo Martin	ESP	Lukas Dunner	AUT			Dallara F317 HWA	Teo Martin	7	6	1:57.056	0.482	0.482	179.0
3	20	Fortec Motorsport	GBR	Cameron Das	USA			Dallara F317 HWA	Fortec Motorsport	9	7	1:57.239	0.665	0.183	178.7
4	33	Team Motopark	DEU	Marino Sato	JPN			Dallara F317 Spiess	Team Motopark	6	5	1:57.647	1.073	0.408	178.1
5	51	Teo Martin	ESP	Aldo Festante	ITA			Dallara F317 HWA	Teo Martin	10	8	1:57.834	1.260	0.187	177.8
6	21	Fortec Motorsport	GBR	Calan Williams	AUS			Dallara F317 HWA	Fortec Motorsport	9	9	1:57.972	1.398	0.138	177.6
7	18	Team Motopark	DEU	Julian Hanses	DEU			Dallara F317 Spiess	Team Motopark	12	11	1:58.042	1.468	0.070	177.5
8	12	Carlin Motorsport	GBR	Christian Hahn	BRA			Dallara F317 Spiess	Carlin Motorsport	12	11	1:58.303	1.729	0.261	177.1
9	2	RP Motorsport	ITA	Artem Petrov	RUS			Dallara F317 Piedrafita	RP Motorsport	14	13	1:58.667	2.093	0.364	176.6
10	66	Drivex School	ESP	Petru Florescu	ROU			Dallara F317 Piedrafita	Drivex School	8	5	2:00.269	3.695	1.602	174.2

Rookie

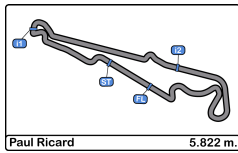
1	30	Team Motopark	DEU	Liam Lawson	NZL	R	1	Dallara F317 Spiess	Team Motopark	13	11	1:57.019			179.1
2	14	Team Motopark	DEU	Yuki Tsunoda	JPN	R	2	Dallara F317 Spiess	Team Motopark	12	11	1:57.078	0.059	0.059	179.0
3	26	Double R	GBR	Linus Lundqvist	SWE	R	3	Dallara F317 HWA	Double R	12	11	1:57.444	0.425	0.366	178.4
4	7	Double R	GBR	Jack Doohan	AUS	R	4	Dallara F317 HWA	Double R	13	12	1:57.884	0.865	0.440	177.7
5	11	Carlin Motorsport	GBR	Teppei Natori	JPN	R	5	Dallara F317 Spiess	Carlin Motorsport	13	13	1:58.250	1.231	0.366	177.2
6	1	RP Motorsport	ITA	Javier Gonzalez	MEX	R	6	Dallara F317 Piedrafita	RP Motorsport	11	9	1:58.762	1.743	0.512	176.4
7	63	Carlin Motorsport	GBR	Nicolai Kjaergaard	DNK	R	7	Dallara F317 Spiess	Carlin Motorsport	13	13	1:59.254	2.235	0.492	175.7
8	3	RP Motorsport	ITA	Pierre Louis Chovet	FRA	R	8	Dallara F317 Piedrafita	RP Motorsport	13	12	1:59.316	2.297	0.062	175.6
9	31	Carlin Motorsport	GBR	Billy Monger	GBR	R	9	Dallara F317 Spiess	Carlin Motorsport	8	8	2:00.563	3.544	1.247	173.8
10	99	Drivex School	ESP	Rui Andrade	AGO	R	10	Dallara F317 Piedrafita	Drivex School	14	12	2:01.425	4.406	0.862	172.6
11	5	Tsimpris Motorsport	GRC	Dimitrios Tsimpris	GRC	R	11	Dallara F317 Piedrafita	Tsimpris Motorsport	7	6	2:04.999	7.980	3.574	167.6

Published at:.....

Track Temp: 33.0 °C Air Temp: 16.7 °C Humidity: 42 % Track Status: DRY

Stewards:	Race Director:	Timekeeper: 
-----------	----------------	---





Paul Ricard
Euroformula Open
Free Practice - 2
Lap Analysis



1	Javier Gonzalez	R	Dallara F317 Piedrafita RP Motorsport	5	Dimitrios Tsimpris	R	Dallara F317 Piedrafita Tsimpris Motorsport
----------	-----------------	---	---	----------	--------------------	---	---

Lap	D	Time	Sector 1	Sector 2	Sector 3	T. Spd	Elapsed	Lap	D	Time	Sector 1	Sector 2	Sector 3	T. Spd	Elapsed
1		13:18:06.478	13:16:28.347	42.531	55.600		13:18:06.478	1		13:19:14.564 P	13:17:15.499	46.089	1:12.976		13:19:14.564
2		2:08.820	36.761	38.494	53.565	198.5	13:20:15.298	2		3:28.103	1:56.544	39.005	52.554		13:22:42.667
3		2:01.490	33.598	37.308	50.584	218.6	13:22:16.788	3		2:08.132	35.678	40.028	52.426	204.5	13:24:50.799
4		2:08.062	33.214	40.012	54.836	219.5	13:24:24.850	4		2:05.635	35.643	38.274	51.718	206.1	13:26:56.434
5		2:00.302	33.376	36.897	50.029	218.6	13:26:25.152	5		2:05.521	35.183	38.437	51.901	205.3	13:29:01.955
6		2:00.044	33.001	37.021	50.022	219.5	13:28:25.196	6		2:04.999	35.160	38.277	51.562	210.5	13:31:06.954
7		2:04.649	32.848	37.171	54.630	220.4	13:30:29.845	7		2:18.417 P	34.830	38.089	1:05.498	209.7	13:33:25.371
8		1:59.307	32.841	36.688	49.778	222.6	13:32:29.152	7	Jack Doohan						
9		1:58.762	32.645	36.788	49.329	221.7	13:34:27.914								
10		1:59.300	32.711	37.034	49.555	219.9	13:36:27.214								
11		2:17.331 P	37.939	39.894	59.498	222.2	13:38:44.545								

2	Artem Petrov		Dallara F317 Piedrafita RP Motorsport		Jack Doohan	R	Dallara F317 HWA Double R
----------	--------------	--	---	--	-------------	---	------------------------------

Lap	D	Time	Sector 1	Sector 2	Sector 3	T. Spd	Elapsed	Lap	D	Time	Sector 1	Sector 2	Sector 3	T. Spd	Elapsed
1		13:17:53.727	13:16:20.977	39.819	52.931		13:17:53.727	1		13:19:42.537	13:17:58.616	45.321	58.600		13:19:42.537
2		2:05.852	35.560	37.817	52.475	220.8	13:19:59.579	2		2:17.431	38.230	42.086	57.115	203.7	13:21:59.968
3		2:02.608	34.200	37.384	51.024	219.5	13:22:02.187	3		2:01.859	33.715	36.868	51.276	224.0	13:24:01.827
4		2:02.294	33.685	37.893	50.716	220.8	13:24:04.481	4		1:59.600	33.083	36.734	49.783	224.5	13:26:01.427
5		2:00.884	33.434	37.082	50.368	221.7	13:26:05.365	5		1:58.808	32.809	36.528	49.471	223.6	13:28:00.235
6		2:03.958	33.304	37.871	52.783	219.9	13:28:09.323	6		2:26.745	41.209	47.180	58.356	184.3	13:30:26.980
7		2:01.496	32.940	37.736	50.820	222.2	13:30:10.819	7		1:58.928	32.610	36.675	49.643	226.4	13:32:25.908
8		2:00.584	33.078	36.777	50.729	224.0	13:32:11.403	8		1:58.274	32.420	36.518	49.336	226.8	13:34:24.182
9		2:09.105 P	33.494	37.343	58.268	221.3	13:34:20.508	9		1:58.091	32.457	36.755	48.879	223.6	13:36:22.273
10		4:35.402	3:08.273	37.151	49.978		13:38:55.910	10		2:11.184 P	35.119	38.457	57.608	226.4	13:38:33.457
11		1:59.043	32.969	36.616	49.458	220.8	13:40:54.953	11		6:26.810	4:57.235	38.919	50.656		13:45:00.267
12		1:58.862	32.471	36.834	49.557	221.7	13:42:53.815	12		1:57.884	32.644	36.519	48.721	224.0	13:46:58.151
13		1:58.667	32.504	36.843	49.320	222.2	13:44:52.482	13		2:11.967 P	34.254	37.131	1:00.582	225.0	13:49:10.118
14		2:12.757 P	34.495	37.999	1:00.263	221.7	13:47:05.239								

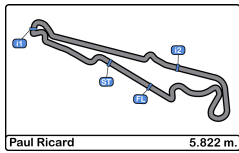
3	Pierre Louis Chovet	R	Dallara F317 Piedrafita RP Motorsport	8	Lukas Dunner		Dallara F317 HWA Teo Martin Motorsport
----------	---------------------	---	---	----------	--------------	--	---

Lap	D	Time	Sector 1	Sector 2	Sector 3	T. Spd	Elapsed	Lap	D	Time	Sector 1	Sector 2	Sector 3	T. Spd	Elapsed
1		13:18:01.219	13:16:21.968	43.649	55.602		13:18:01.219	1		13:32:53.398	13:31:21.095	39.783	52.520		13:32:53.398
2		2:05.132	35.032	38.099	52.001	219.5	13:20:06.351	2		2:03.521	34.897	38.060	50.564	216.4	13:34:56.919
3		2:01.479	33.831	37.060	50.588	221.3	13:22:07.830	3		2:05.325	34.381	37.254	53.690	222.2	13:37:02.244
4		2:10.117	33.700	37.309	59.108	220.8	13:24:17.947	4		1:57.853	32.665	36.423	48.765	224.5	13:39:00.097
5		2:00.542	33.616	36.731	50.195	221.7	13:26:18.489	5		1:57.530	32.418	36.456	48.656	225.9	13:40:57.627
6		2:11.382	33.684	36.870	1:00.828	221.7	13:28:29.871	6		1:57.056	32.128	36.433	48.495	225.9	13:42:54.683
7		2:00.575	33.389	36.885	50.301	223.1	13:30:30.446	7		2:19.387 P	38.089	38.082	1:03.216	227.3	13:45:14.070
8		2:08.616	38.161	40.003	50.452	230.2	13:32:39.062								
9		1:59.940	33.302	36.639	49.999	223.1	13:34:39.002								
10		1:59.363	33.339	36.495	49.529	221.7	13:36:38.365								
11		1:59.425	33.167	36.479	49.779	223.6	13:38:37.790								
12		1:59.316	33.149	36.505	49.662	221.7	13:40:37.106								
13		2:16.900 P	36.254	37.987	1:02.659	222.2	13:42:54.006								

11	Tepei Natori	R	Dallara F317 Spiess Carlin Motorsport
-----------	--------------	---	--

Lap	D	Time	Sector 1	Sector 2	Sector 3	T. Spd	Elapsed
1		13:17:29.952	13:15:52.077	41.596	56.279		13:17:29.952
2		2:11.196	37.711	39.800	53.685	198.5	13:19:41.148
3		2:09.591	35.469	39.933	54.189	218.6	13:21:50.739
4		2:01.673	33.670	37.108	50.895	219.0	13:23:52.412
5		2:01.172	33.688	37.297	50.187	219.5	13:25:53.584
6		2:08.990	33.386	37.589	58.015	219.9	13:28:02.574
7		2:20.545	35.268	51.381	53.896	220.8	13:30:23.119
8		1:59.592	33.178	36.554	49.860	220.4	13:32:22.711
9		2:53.832 P	33.027	36.894	1:43.911	222.2	13:35:16.543
10		2:24.564	52.678	38.760	53.126		13:37:41.107
11		2:01.785	33.079	36.037	52.669	219.9	13:39:42.892
12		1:58.622	32.954	36.251	49.417	221.3	13:41:41.514
13		1:58.250	32.611	36.308	49.331	222.2	13:43:39.764
14			32.645	36.305		221.3	





Paul Ricard
Euroformula Open
Free Practice - 2
Lap Analysis



12

Christian Hahn

Dallara F317 Spiess

20

Cameron Das

Dallara F317 HWA

Carlin Motorsport

Fortec Motorsport

Lap	D	Time	Sector 1	Sector 2	Sector 3	T. Spd	Elapsed	Lap	D	Time	Sector 1	Sector 2	Sector 3	T. Spd	Elapsed
1		13:17:53.182	13:16:17.552	40.552	55.078		13:17:53.182	1		13:27:18.106	13:25:35.188	43.144	59.774		13:27:18.106
2		5:24.582 P	37.211	40.317	4:07.054	216.4	13:23:17.764	2		2:14.935	39.331	39.968	55.636	195.2	13:29:33.041
3		2:27.469	54.138	39.662	53.669		13:25:45.233	3		2:08.396	37.555	37.275	53.566	225.0	13:31:41.437
4		2:12.453	36.680	42.918	52.855	213.0	13:27:57.686	4		1:58.550	32.611	36.237	49.702	227.3	13:33:39.987
5		2:01.050	33.503	37.580	49.967	221.3	13:29:58.736	5		1:58.433	32.671	36.397	49.365	226.8	13:35:38.420
6		1:58.439	33.051	35.686	49.702	222.6	13:31:57.175	6		1:57.741	32.725	36.133	48.883	225.0	13:37:36.161
7		1:58.933	32.958	36.628	49.347	222.6	13:33:56.108	7		1:57.239	32.359	36.084	48.796	227.3	13:39:33.400
8		1:58.518	32.804	36.599	49.115	219.9	13:35:54.626	8		1:57.719	32.285	36.369	49.065	228.3	13:41:31.119
9		2:06.407	33.080	37.916	55.411	223.1	13:38:01.033	9		1:57.337	32.232	36.144	48.961	227.8	13:43:28.456
10		1:58.520	32.782	36.553	49.185	220.8	13:39:59.553	10			32.288	36.158		228.3	
11		1:58.303	32.669	36.516	49.118	222.2	13:41:57.856	21							
12		2:00.156	33.351	37.071	49.734	225.4	13:43:58.012								
13			32.647	37.107		220.4									

14

Yuki Tsunoda

R

Dallara F317 Spiess

21

Calan Williams

Dallara F317 HWA

Team Motopark

Fortec Motorsport

Lap	D	Time	Sector 1	Sector 2	Sector 3	T. Spd	Elapsed	Lap	D	Time	Sector 1	Sector 2	Sector 3	T. Spd	Elapsed
1		13:20:31.834 P	13:18:38.338	45.685	1:07.811		13:20:31.834	1		13:27:19.727	13:25:37.539	42.280	59.908		13:27:19.727
2		6:00.855	4:27.915	39.569	53.371		13:26:32.689	2		2:14.604	40.480	38.926	55.198	200.0	13:29:34.331
3		2:06.040	35.528	37.334	53.178	214.2	13:28:38.729	3		2:01.011	34.176	36.745	50.090	227.3	13:31:35.342
4		1:58.918	33.120	36.479	49.319	223.1	13:30:37.647	4		1:58.924	32.843	36.489	49.592	225.9	13:33:34.266
5		2:14.564	32.772	38.527	1:03.265	224.0	13:32:52.211	5		1:58.828	32.898	36.586	49.344	225.4	13:35:33.094
6		1:58.064	32.812	36.368	48.884	220.8	13:34:50.275	6		1:59.540	33.094	36.713	49.733	225.4	13:37:32.634
7		2:03.590	32.708	37.516	53.366	221.7	13:36:53.865	7		1:58.171	32.899	36.235	49.037	225.4	13:39:30.805
8		1:57.275	32.462	36.243	48.570	223.6	13:38:51.140	8		1:58.036	32.617	36.242	49.177	225.9	13:41:28.841
9		2:16.023	32.473	38.906	1:04.644	222.2	13:41:07.163	9		1:57.972	32.603	36.162	49.207	225.4	13:43:26.813
10		2:01.025	32.394	36.792	51.839	221.3	13:43:08.188	10			32.723	36.157		225.9	
11		1:57.078	32.306	36.403	48.369	222.6	13:45:05.266	26							
12		2:26.643 P	38.052	41.129	1:07.462	224.0	13:47:31.909								

18

Julian Hanses

Dallara F317 Spiess

26

Linus Lundqvist

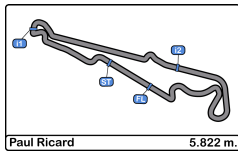
Dallara F317 HWA

Team Motopark

Double R

Lap	D	Time	Sector 1	Sector 2	Sector 3	T. Spd	Elapsed	Lap	D	Time	Sector 1	Sector 2	Sector 3	T. Spd	Elapsed
1		13:18:32.616 P	13:16:42.645	43.590	1:06.381		13:18:32.616	1		13:19:37.761	13:17:54.168	46.196	57.397		13:19:37.761
2		5:37.623	3:59.442	42.809	55.372		13:24:10.239	2		2:15.415	37.073	39.950	58.392	221.7	13:21:53.176
3		2:01.221	33.849	37.143	50.229	223.1	13:26:11.460	3		2:03.182	33.885	38.075	51.222	225.4	13:23:56.358
4		2:00.504	33.459	37.110	49.935	219.5	13:28:11.964	4		1:59.910	33.308	36.890	49.712	225.9	13:25:56.268
5		2:11.420 P	33.023	36.639	1:01.758	222.2	13:30:23.384	5		2:08.708	32.988	40.094	55.626	225.4	13:28:04.976
6		4:56.520	3:25.112	38.818	52.590		13:35:19.904	6		2:10.722	34.203	40.052	56.467	227.3	13:30:15.698
7		1:59.152	32.981	36.520	49.651	219.9	13:37:19.056	7		2:01.303	32.921	37.050	51.332	227.8	13:32:17.001
8		1:58.302	32.730	36.487	49.085	221.7	13:39:17.358	8		1:58.275	32.527	36.336	49.412	227.3	13:34:15.276
9		1:58.238	32.664	36.447	49.127	220.4	13:41:15.596	9		2:06.046 P	32.825	36.473	56.748	225.4	13:36:21.322
10		2:02.521	32.527	36.740	53.254	222.2	13:43:18.117	10		6:23.621	4:57.806	36.928	48.887		13:42:44.943
11		1:58.042	32.699	36.391	48.952	221.3	13:45:16.159	11		1:57.444	32.544	36.354	48.546	226.8	13:44:42.387
12		2:18.234 P	34.024	37.758	1:06.452	220.8	13:47:34.393	12		2:10.663 P	32.712	37.955	59.996	226.4	13:46:53.050





Paul Ricard
Euroformula Open
Free Practice - 2
Lap Analysis



30 Liam Lawson R Dallara F317 Spiess **63** Nicolai Kjaergaard R Dallara F317 Spiess

Team Motopark

Carlin Motorsport

Lap	D	Time	Sector 1	Sector 2	Sector 3	T. Spd	Elapsed	Lap	D	Time	Sector 1	Sector 2	Sector 3	T. Spd	Elapsed
1		13:19:28.944	13:17:47.893	43.378	57.673		13:19:28.944	1		13:17:31.652	13:15:53.645	40.882	57.125		13:17:31.652
2		2:19.243	38.269	43.610	57.364	200.7	13:21:48.187	2		2:11.263	36.659	39.888	54.716	201.1	13:19:42.915
3		2:21.372	42.076	41.385	57.911	146.5	13:24:09.559	3		2:04.572	34.389	37.539	52.644	222.2	13:21:47.487
4		1:59.142	33.169	36.664	49.309	222.2	13:26:08.701	4		2:01.926	34.223	37.161	50.542	218.6	13:23:49.413
5		1:58.244	32.741	36.601	48.902	226.4	13:28:06.945	5		2:01.278	33.750	37.070	50.458	219.5	13:25:50.691
6		2:02.392	33.721	37.566	51.105	224.0	13:30:09.337	6		2:00.940	33.767	37.113	50.060	217.7	13:27:51.631
7		1:57.589	32.256	36.469	48.864	225.9	13:32:06.926	7		1:59.827	33.306	36.885	49.636	220.8	13:29:51.458
8		1:57.374	32.163	36.341	48.870	226.4	13:34:04.300	8		1:59.628	32.941	36.738	49.949	222.2	13:31:51.086
9		2:07.808	32.349	41.182	54.277	223.1	13:36:12.108	9		2:10.555	36.358	41.345	52.852	222.2	13:34:01.641
10		1:57.365	32.328	36.425	48.612	223.1	13:38:09.473	10		2:00.689	33.301	37.488	49.900	219.5	13:36:02.330
11		1:57.019	32.313	36.334	48.372	224.0	13:40:06.492	11		1:59.686	33.199	36.674	49.813	221.7	13:38:02.016
12		2:17.176 P	32.222	36.457	1:08.497	224.0	13:42:23.668	12		1:59.265	33.061	36.582	49.622	222.6	13:40:01.281
13		4:40.483 P	2:48.643	43.434	1:08.406		13:47:04.151	13		1:59.254	32.911	36.778	49.565	222.2	13:42:00.535
14								14			33.921	38.207		220.4	

31 Billy Monger R Dallara F317 Spiess **66** Petru Florescu Dallara F317 Piedrafita

Carlin Motorsport

Petru Florescu

Dallara F317 Piedrafita

Lap	D	Time	Sector 1	Sector 2	Sector 3	T. Spd	Elapsed	Lap	D	Time	Sector 1	Sector 2	Sector 3	T. Spd	Elapsed
1		13:17:32.965	13:15:54.199	41.787	56.979		13:17:32.965	1		13:25:51.690	13:24:16.313	39.927	55.450		13:25:51.690
2		2:12.427	36.786	39.890	55.751	208.0	13:19:45.392	2		2:07.892	36.034	38.632	53.226	222.2	13:27:59.582
3		2:10.370	35.884	38.208	56.278	218.6	13:21:55.762	3		2:03.591	34.256	37.884	51.451	224.0	13:30:03.173
4		2:03.148	34.014	37.834	51.300	217.3	13:23:58.910	4		2:00.823	33.483	36.761	50.579	224.5	13:32:03.996
5		2:09.005	33.608	37.728	57.669	217.7	13:26:07.915	5		2:00.269	33.417	36.757	50.095	223.6	13:34:04.265
6		2:06.370	34.757	39.855	51.758	216.4	13:28:14.285	6		2:11.330	34.595	40.149	56.586	213.4	13:36:15.595
7		2:04.742	33.507	38.735	52.500	219.5	13:30:19.027	7		2:00.650	33.334	37.271	50.045	225.0	13:38:16.245
8		2:00.563	33.382	36.736	50.445	219.5	13:32:19.590	8		2:12.613 P	33.247	37.758	1:01.608	223.6	13:40:28.858
9			32.748	37.084		219.5									

33 Marino Sato Dallara F317 Spiess **77** Guilherme Samaia Dallara F317 HWA

Team Motopark

Teo Martin Motorsport

Lap	D	Time	Sector 1	Sector 2	Sector 3	T. Spd	Elapsed	Lap	D	Time	Sector 1	Sector 2	Sector 3	T. Spd	Elapsed
1		13:22:22.639	13:20:29.305	53.605	59.729		13:22:22.639	1		13:32:32.955	13:30:55.869	43.797	53.289		13:32:32.955
2		2:34.884 P	35.697	37.940	1:21.247	218.6	13:24:57.523	2		2:02.245	34.106	37.561	50.578	222.2	13:34:35.200
3		14:00.827	12:29.658	40.449	50.720		13:38:58.350	3		2:00.961	33.337	37.827	49.797	221.7	13:36:36.161
4		2:02.949	33.464	38.757	50.728	222.6	13:41:01.299	4		1:58.487	32.629	36.277	49.581	223.6	13:38:34.648
5		1:57.647	32.558	36.391	48.698	223.6	13:42:58.946	5		1:57.266	32.402	36.308	48.556	222.2	13:40:31.914
6		2:13.825 P	32.720	36.558	1:04.547	223.6	13:45:12.771	6		1:57.118	32.392	36.245	48.481	222.6	13:42:29.032
7								7		1:56.574	32.111	36.148	48.315	224.0	13:44:25.606
8								8		2:09.919 P	32.747	37.303	59.869	224.0	13:46:35.525

51 Aldo Festante Dallara F317 HWA **99** Rui Andrade R Dallara F317 Piedrafita

Teo Martin Motorsport

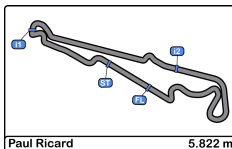
Rui Andrade

R

Dallara F317 Piedrafita

Lap	D	Time	Sector 1	Sector 2	Sector 3	T. Spd	Elapsed	Lap	D	Time	Sector 1	Sector 2	Sector 3	T. Spd	Elapsed
1		13:28:40.327	13:27:09.316	38.989	52.022		13:28:40.327	1		13:17:49.258 P	13:16:02.695	41.804	1:04.759		13:17:49.258
2		2:01.996	34.100	37.620	50.276	221.3	13:30:42.323	2		2:55.712 P	1:08.403	40.998	1:06.311		13:20:44.970
3		1:59.953	33.180	36.556	50.217	222.6	13:32:42.276	3		2:36.916	1:05.277	38.574	53.065		13:23:21.886
4		1:59.015	32.697	36.727	49.591	222.6	13:34:41.291	4		2:04.836	34.771	37.551	52.514	221.3	13:25:26.722
5		1:59.947	32.709	37.258	49.980	220.8	13:36:41.238	5		2:15.719	34.276	37.489	1:03.954	221.3	13:27:42.441
6		1:58.215	32.488	36.562	49.165	224.0	13:38:39.453	6		2:03.102	34.063	37.834	51.205	221.7	13:29:45.543
7		1:58.500	32.733	36.498	49.269	223.1	13:40:37.953	7		2:02.172	34.022	37.217	50.933	223.6	13:31:47.715
8		1:57.834	32.441	36.540	48.853	224.5	13:42:35.787	8		2:01.663	33.745	37.199	50.719	223.6	13:33:49.378
9		1:57.888	32.195	36.378	49.315	222.6	13:44:33.675	9		2:01.622	33.766	37.362	50.494	221.7	13:35:51.000
10		2:06.553 P	32.409	36.500	57.644	220.4	13:46:40.228	10		2:02.705	33.710	37.465	51.530	223.6	13:37:53.705
								11		2:01.922	33.928	37.161	50.833	222.2	13:39:55.627
								12		2:01.425	33.906	37.199	50.320	223.6	13:41:57.052
								13		2:02.592	33.734	37.498	51.360	222.6	13:43:59.644
								14		2:14.491 P	33.430	37.198	1:03.863	223.6	13:46:14.135



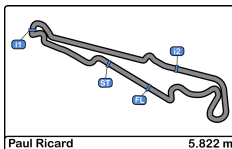


Paul Ricard
Euroformula Open
Free Practice - 2
Best Sectors Results



Sector - 1				Sector - 2				Sector - 3				Ideal Lap vs Best Lap				
Clas	Nº	Driver	Time	Nº	Driver	Time	Nº	Driver	Time	Clas	Nº	Driver	Ideal Lap	Best Lap	Clas	
1	77	Guilherme Samaia	32.111	12	Christian Hahn	35.686	77	Guilherme Samaia	48.315	1	77	Guilherme Samaia	1:56.574	1:56.574	1	
2	8	Lukas Dunner	32.128	11	Teppei Natori	36.037	14	Yuki Tsunoda	48.369	2	30	Liam Lawson	1:56.869	1:57.019	2	
3	30	Liam Lawson	32.163	20	Cameron Das	36.084	30	Liam Lawson	48.372	3	14	Yuki Tsunoda	1:56.918	1:57.078	4	
4	51	Aldo Festante	32.195	77	Guilherme Samaia	36.148	8	Lukas Dunner	48.495	4	8	Lukas Dunner	1:57.046	1:57.056	3	
5	20	Cameron Das	32.232	21	Calan Williams	36.157	26	Linus Lundqvist	48.546	5	20	Cameron Das	1:57.112	1:57.239	5	
6	14	Yuki Tsunoda	32.306	14	Yuki Tsunoda	36.243	33	Marino Sato	48.698	6	26	Linus Lundqvist	1:57.409	1:57.444	6	
7	7	Jack Doohan	32.420	30	Liam Lawson	36.334	7	Jack Doohan	48.721	7	51	Aldo Festante	1:57.426	1:57.834	8	
8	2	Artem Petrov	32.471	26	Linus Lundqvist	36.336	20	Cameron Das	48.796	8	12	Christian Hahn	1:57.448	1:58.303	13	
9	26	Linus Lundqvist	32.527	51	Aldo Festante	36.378	51	Aldo Festante	48.853	9	33	Marino Sato	1:57.647	1:57.647	7	
10	18	Julian Hanses	32.527	18	Julian Hanses	36.391	18	Julian Hanses	48.952	10	7	Jack Doohan	1:57.659	1:57.884	9	
11	33	Marino Sato	32.558	33	Marino Sato	36.391	21	Calan Williams	49.037	11	21	Calan Williams	1:57.797	1:57.972	10	
12	21	Calan Williams	32.603	8	Lukas Dunner	36.423	12	Christian Hahn	49.115	12	18	Julian Hanses	1:57.870	1:58.042	11	
13	11	Teppei Natori	32.611	3	Pierre Louis Chovet	36.479	2	Artem Petrov	49.320	13	11	Teppei Natori	1:57.979	1:58.250	12	
14	1	Javier Gonzalez	32.645	7	Jack Doohan	36.518	1	Javier Gonzalez	49.329	14	2	Artem Petrov	1:58.407	1:58.667	14	
15	12	Christian Hahn	32.647	63	Nicolai Kjaergaard	36.582	11	Teppei Natori	49.331	15	1	Javier Gonzalez	1:58.662	1:58.762	15	
16	31	Billy Monger	32.748	2	Artem Petrov	36.616	3	Pierre Louis Chovet	49.529	16	63	Nicolai Kjaergaard	1:59.058	1:59.254	16	
17	63	Nicolai Kjaergaard	32.911	1	Javier Gonzalez	36.688	63	Nicolai Kjaergaard	49.565	17	3	Pierre Louis Chovet	1:59.157	1:59.316	17	
18	3	Pierre Louis Chovet	33.149	31	Billy Monger	36.736	66	Petru Florescu	50.045	18	31	Billy Monger	1:59.929	2:00.563	19	
19	66	Petru Florescu	33.247	66	Petru Florescu	36.757	99	Rui Andrade	50.320	19	66	Petru Florescu	2:00.049	2:00.269	18	
20	99	Rui Andrade	33.430	99	Rui Andrade	37.161	31	Billy Monger	50.445	20	99	Rui Andrade	2:00.911	2:01.425	20	
21	5	Dimitrios Tsimpris	34.830	5	Dimitrios Tsimpris	38.089	5	Dimitrios Tsimpris	51.562	21	5	Dimitrios Tsimpris	2:04.481	2:04.999	21	



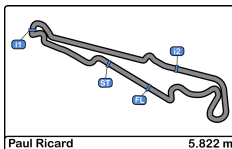


Paul Ricard
Euroformula Open
Free Practice - 2
Best 5 Lap Times



Cls	Nº	Entrant	Nat	Driver	Nat	Cat	Cls	Chassis - Engine	Team	Best 1		Best 2		Best 3		Best 4		Best 5	
										Time	Lap	Time	Lap	Time	Lap	Time	Lap	Time	Lap
1	77	Teo Martin Motorsport	ESP	Guilherme Samaia	BRA			Dallara F317 HWA	Teo Martin Motorsport	1:56.574	7	1:57.118	6	1:57.266	5	1:58.487	4	2:00.961	3
2	30	Team Motopark	DEU	Liam Lawson	NZL	R	1	Dallara F317 Spiess	Team Motopark	1:57.019	11	1:57.365	10	1:57.374	8	1:57.589	7	1:58.244	5
3	8	Teo Martin Motorsport	ESP	Lukas Dunner	AUT			Dallara F317 HWA	Teo Martin Motorsport	1:57.056	6	1:57.530	5	1:57.853	4	2:03.521	2	2:05.325	3
4	14	Team Motopark	DEU	Yuki Tsunoda	JPN	R	2	Dallara F317 Spiess	Team Motopark	1:57.078	11	1:57.275	8	1:58.064	6	1:58.918	4	2:01.025	10
5	20	Fortec Motorsport	GBR	Cameron Das	USA			Dallara F317 HWA	Fortec Motorsport	1:57.239	7	1:57.337	9	1:57.719	8	1:57.741	6	1:58.433	5
6	26	Double R	GBR	Linus Lundqvist	SWE	R	3	Dallara F317 HWA	Double R	1:57.444	11	1:58.275	8	1:59.910	4	2:01.303	7	2:03.182	3
7	33	Team Motopark	DEU	Marino Sato	JPN			Dallara F317 Spiess	Team Motopark	1:57.647	5	2:02.949	4	2:13.825	6	2:34.884	2	14:00.82	3
8	51	Teo Martin Motorsport	ESP	Aldo Festante	ITA			Dallara F317 HWA	Teo Martin Motorsport	1:57.834	8	1:57.888	9	1:58.215	6	1:58.500	7	1:59.015	4
9	7	Double R	GBR	Jack Doohan	AUS	R	4	Dallara F317 HWA	Double R	1:57.884	12	1:58.091	9	1:58.274	8	1:58.808	5	1:58.928	7
10	21	Fortec Motorsport	GBR	Calan Williams	AUS			Dallara F317 HWA	Fortec Motorsport	1:57.972	9	1:58.036	8	1:58.171	7	1:58.828	5	1:58.924	4
11	18	Team Motopark	DEU	Julian Hanses	DEU			Dallara F317 Spiess	Team Motopark	1:58.042	11	1:58.238	9	1:58.302	8	1:59.152	7	2:00.504	4
12	11	Carlin Motorsport	GBR	Teppe Natori	JPN	R	5	Dallara F317 Spiess	Carlin Motorsport	1:58.250	13	1:58.622	12	1:59.592	8	2:01.172	5	2:01.673	4
13	12	Carlin Motorsport	GBR	Christian Hahn	BRA			Dallara F317 Spiess	Carlin Motorsport	1:58.303	11	1:58.439	6	1:58.518	8	1:58.520	10	1:58.933	7
14	2	RP Motorsport	ITA	Artem Petrov	RUS			Dallara F317 Piedrafita	RP Motorsport	1:58.667	13	1:58.862	12	1:59.043	11	2:00.584	8	2:00.884	5
15	1	RP Motorsport	ITA	Javier Gonzalez	MEX	R	6	Dallara F317 Piedrafita	RP Motorsport	1:58.762	9	1:59.300	10	1:59.307	8	2:00.044	6	2:00.302	5
16	63	Carlin Motorsport	GBR	Nicolai Kjaergaard	DNK	R	7	Dallara F317 Spiess	Carlin Motorsport	1:59.254	13	1:59.265	12	1:59.628	8	1:59.686	11	1:59.827	7
17	3	RP Motorsport	ITA	Pierre Louis Chovet	FRA	R	8	Dallara F317 Piedrafita	RP Motorsport	1:59.316	12	1:59.363	10	1:59.425	11	1:59.940	9	2:00.542	5
18	66	Drivex School	ESP	Petru Florescu	ROU			Dallara F317 Piedrafita	Drivex School	2:00.269	5	2:00.650	7	2:00.823	4	2:03.591	3	2:07.892	2
19	31	Carlin Motorsport	GBR	Billy Monger	GBR	R	9	Dallara F317 Spiess	Carlin Motorsport	2:00.563	8	2:03.148	4	2:04.742	7	2:06.370	6	2:09.005	5
20	99	Drivex School	ESP	Rui Andrade	AGO	R	10	Dallara F317 Piedrafita	Drivex School	2:01.425	12	2:01.622	9	2:01.663	8	2:01.922	11	2:02.172	7
21	5	Tsimpris Motorsport	GRC	Dimitrios Tsimpris	GRC	R	11	Dallara F317 Piedrafita	Tsimpris Motorsport	2:04.999	6	2:05.521	5	2:05.635	4	2:08.132	3	2:18.417	7



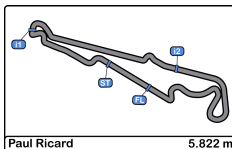


Paul Ricard
Euroformula Open
Free Practice - 2
Best 5 Top Speeds



Cls	Nº	Entrant	Nat	Driver	Nat	Cat	Cls	Chassis - Engine	Team	Top 1		Top 2		Top 3		Top 4		Top 5		Avg
										Km/h	Lap	Km/h	Lap	Km/h	Lap	Km/h	Lap	Km/h	Lap	
1	3	RP Motorsport	ITA	Pierre Louis Chovet	FRA	R	1	Dallara F317 Piedrafita	RP Motorsport	230.2	8	223.6	11	223.1	7	223.1	9	222.2	13	224.4
2	20	Fortec Motorsport	GBR	Cameron Das	USA			Dallara F317 HWA	Fortec Motorsport	228.3	8	228.3	10	227.8	9	227.3	4	227.3	7	227.8
3	26	Double R	GBR	Linus Lundqvist	SWE	R	2	Dallara F317 HWA	Double R	227.8	7	227.3	6	227.3	8	226.8	11	226.4	12	227.1
4	8	Teo Martin Motorsport	ESP	Lukas Dunner	AUT			Dallara F317 HWA	Teo Martin Motorsport	227.3	7	225.9	5	225.9	6	224.5	4	222.2	3	225.2
5	21	Fortec Motorsport	GBR	Calan Williams	AUS			Dallara F317 HWA	Fortec Motorsport	227.3	3	225.9	4	225.9	8	225.9	10	225.4	5	226.1
6	7	Double R	GBR	Jack Doohan	AUS	R	3	Dallara F317 HWA	Double R	226.8	8	226.4	7	226.4	10	225.0	13	224.5	4	225.8
7	30	Team Motopark	DEU	Liam Lawson	NZL	R	4	Dallara F317 Spiess	Team Motopark	226.4	5	226.4	8	225.9	7	224.0	6	224.0	11	225.3
8	12	Carlin Motorsport	GBR	Christian Hahn	BRA			Dallara F317 Spiess	Carlin Motorsport	225.4	12	223.1	9	222.6	6	222.6	7	222.2	11	223.2
9	66	Drivex School	ESP	Petru Florescu	ROU			Dallara F317 Piedrafita	Drivex School	225.0	7	224.5	4	224.0	3	223.6	5	223.6	8	224.1
10	51	Teo Martin Motorsport	ESP	Aldo Festante	ITA			Dallara F317 HWA	Teo Martin Motorsport	224.5	8	224.0	6	223.1	7	222.6	3	222.6	4	223.4
11	2	RP Motorsport	ITA	Artem Petrov	RUS			Dallara F317 Piedrafita	RP Motorsport	224.0	8	222.2	7	222.2	13	221.7	5	221.7	12	222.4
12	14	Team Motopark	DEU	Yuki Tsunoda	JPN	R	5	Dallara F317 Spiess	Team Motopark	224.0	5	224.0	12	223.6	8	223.1	4	222.6	11	223.5
13	77	Teo Martin Motorsport	ESP	Guilherme Samaia	BRA			Dallara F317 HWA	Teo Martin Motorsport	224.0	7	224.0	8	223.6	4	222.6	6	222.2	2	223.3
14	33	Team Motopark	DEU	Marino Sato	JPN			Dallara F317 Spiess	Team Motopark	223.6	5	223.6	6	222.6	4	218.6	2			222.1
15	99	Drivex School	ESP	Rui Andrade	AGO	R	6	Dallara F317 Piedrafita	Drivex School	223.6	7	223.6	8	223.6	10	223.6	12	223.6	14	223.6
16	18	Team Motopark	DEU	Julian Hanes	DEU			Dallara F317 Spiess	Team Motopark	223.1	3	222.2	5	222.2	10	221.7	8	221.3	11	222.1
17	1	RP Motorsport	ITA	Javier Gonzalez	MEX	R	7	Dallara F317 Piedrafita	RP Motorsport	222.6	8	222.2	11	221.7	9	220.4	7	219.9	10	221.4
18	63	Carlin Motorsport	GBR	Nicolai Kjaergaard	DNK	R	8	Dallara F317 Spiess	Carlin Motorsport	222.6	12	222.2	3	222.2	8	222.2	9	222.2	13	222.3
19	11	Carlin Motorsport	GBR	Teppei Natori	JPN	R	9	Dallara F317 Spiess	Carlin Motorsport	222.2	9	222.2	13	221.3	12	221.3	14	220.8	7	221.5
20	31	Carlin Motorsport	GBR	Billy Monger	GBR	R	10	Dallara F317 Spiess	Carlin Motorsport	219.5	7	219.5	8	219.5	9	218.6	3	217.7	5	218.9
21	5	Tsimpris Motorsport	GRC	Dimitrios Tsimpris	GRC	R	11	Dallara F317 Piedrafita	Tsimpris Motorsport	210.5	6	209.7	7	206.1	4	205.3	5	204.5	3	207.2



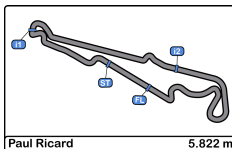


Paul Ricard
Euroformula Open
Free Practice - 2
Fastest Laps Sequence



Lap	Time of Day	Session Time	Nº	Entrant	Nat	Driver	Nat	Cat	Chassis - Engine	Team	Time	Km/h
2	13:19:41.148	4:41.148	11	Carlin Motorsport	GBR	Teppei Natori	JPN	R	Dallara F317 Spiess	Carlin Motorsport	2:11.196	159.7
2	13:19:59.579	4:59.579	2	RP Motorsport	ITA	Artem Petrov	RUS		Dallara F317 Piedrafita	RP Motorsport	2:05.852	166.5
2	13:20:06.351	5:06.351	3	RP Motorsport	ITA	Pierre Louis Chovet	FRA	R	Dallara F317 Piedrafita	RP Motorsport	2:05.132	167.4
3	13:21:47.487	6:47.487	63	Carlin Motorsport	GBR	Nicolai Kjaergaard	DNK	R	Dallara F317 Spiess	Carlin Motorsport	2:04.572	168.2
3	13:22:02.187	7:02.187	2	RP Motorsport	ITA	Artem Petrov	RUS		Dallara F317 Piedrafita	RP Motorsport	2:02.608	170.9
3	13:22:07.830	7:07.830	3	RP Motorsport	ITA	Pierre Louis Chovet	FRA	R	Dallara F317 Piedrafita	RP Motorsport	2:01.479	172.5
5	13:25:50.691	10:50.691	63	Carlin Motorsport	GBR	Nicolai Kjaergaard	DNK	R	Dallara F317 Spiess	Carlin Motorsport	2:01.278	172.8
5	13:25:53.584	10:53.584	11	Carlin Motorsport	GBR	Teppei Natori	JPN	R	Dallara F317 Spiess	Carlin Motorsport	2:01.172	172.9
4	13:25:56.268	10:56.268	26	Double R	GBR	Linus Lundqvist	SWE	R	Dallara F317 HWA	Double R	1:59.910	174.7
4	13:26:01.427	11:01.427	7	Double R	GBR	Jack Doohan	AUS	R	Dallara F317 HWA	Double R	1:59.600	175.2
4	13:26:08.701	11:08.701	30	Team Motopark	DEU	Liam Lawson	NZL	R	Dallara F317 Spiess	Team Motopark	1:59.142	175.9
5	13:28:00.235	13:00.235	7	Double R	GBR	Jack Doohan	AUS	R	Dallara F317 HWA	Double R	1:58.808	176.4
5	13:28:06.945	13:06.945	30	Team Motopark	DEU	Liam Lawson	NZL	R	Dallara F317 Spiess	Team Motopark	1:58.244	177.2
7	13:32:06.926	17:06.926	30	Team Motopark	DEU	Liam Lawson	NZL	R	Dallara F317 Spiess	Team Motopark	1:57.589	178.2
8	13:34:04.300	19:04.300	30	Team Motopark	DEU	Liam Lawson	NZL	R	Dallara F317 Spiess	Team Motopark	1:57.374	178.5
10	13:38:09.473	23:09.473	30	Team Motopark	DEU	Liam Lawson	NZL	R	Dallara F317 Spiess	Team Motopark	1:57.365	178.5
8	13:38:51.140	23:51.140	14	Team Motopark	DEU	Yuki Tsunoda	JPN	R	Dallara F317 Spiess	Team Motopark	1:57.275	178.7
7	13:39:33.400	24:33.400	20	Fortec Motorsport	GBR	Cameron Das	USA		Dallara F317 HWA	Fortec Motorsport	1:57.239	178.7
11	13:40:06.492	25:06.492	30	Team Motopark	DEU	Liam Lawson	NZL	R	Dallara F317 Spiess	Team Motopark	1:57.019	179.1
7	13:44:25.606	29:25.606	77	Teo Martin	ESP	Guilherme Samaia	BRA		Dallara F317 HWA	Teo Martin	1:56.574	179.7



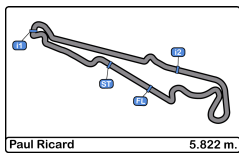


Paul Ricard
Euroformula Open
Free Practice - 2
Event Best Maximum Speed



Nº	Entrant	Nat	Driver	Nat	Cat	Clas	Chassis - Engine	Team	Km/h	Session
3	RP Motorsport	ITA	Pierre Louis Chovet	FRA	R	1	Dallara F317 Piedrafita	RP Motorsport	230.2	Free Practice - 2
20	Fortec Motorsport	GBR	Cameron Das	USA			Dallara F317 HWA	Fortec Motorsport	228.3	Free Practice - 2
26	Double R	GBR	Linus Lundqvist	SWE	R	2	Dallara F317 HWA	Double R	227.8	Free Practice - 2
21	Fortec Motorsport	GBR	Calan Williams	AUS			Dallara F317 HWA	Fortec Motorsport	227.3	Free Practice - 2
8	Teo Martin	ESP	Lukas Dunner	AUT			Dallara F317 HWA	Teo Martin	227.3	Free Practice - 2
7	Double R	GBR	Jack Doohan	AUS	R	3	Dallara F317 HWA	Double R	226.8	Free Practice - 2
30	Team Motopark	DEU	Liam Lawson	NZL	R	4	Dallara F317 Spiess	Team Motopark	226.4	Free Practice - 2
99	Drivex School	ESP	Rui Andrade	AGO	R	5	Dallara F317 Piedrafita	Drivex School	225.4	Free Practice - 1
12	Carlin Motorsport	GBR	Christian Hahn	BRA			Dallara F317 Spiess	Carlin Motorsport	225.4	Free Practice - 2
66	Drivex School	ESP	Petru Florescu	ROU			Dallara F317 Piedrafita	Drivex School	225.0	Free Practice - 2
51	Teo Martin	ESP	Aldo Festante	ITA			Dallara F317 HWA	Teo Martin	224.5	Free Practice - 2
2	RP Motorsport	ITA	Artem Petrov	RUS			Dallara F317 Piedrafita	RP Motorsport	224.0	Free Practice - 2
14	Team Motopark	DEU	Yuki Tsunoda	JPN	R	6	Dallara F317 Spiess	Team Motopark	224.0	Free Practice - 2
77	Teo Martin	ESP	Guilherme Samaia	BRA			Dallara F317 HWA	Teo Martin	224.0	Free Practice - 2
33	Team Motopark	DEU	Marino Sato	JPN			Dallara F317 Spiess	Team Motopark	223.6	Free Practice - 2
18	Team Motopark	DEU	Julian Hanses	DEU			Dallara F317 Spiess	Team Motopark	223.1	Free Practice - 2
1	RP Motorsport	ITA	Javier Gonzalez	MEX	R	7	Dallara F317 Piedrafita	RP Motorsport	222.6	Free Practice - 2
63	Carlin Motorsport	GBR	Nicolai Kjaergaard	DNK	R	8	Dallara F317 Spiess	Carlin Motorsport	222.6	Free Practice - 2
11	Carlin Motorsport	GBR	Teppei Natori	JPN	R	9	Dallara F317 Spiess	Carlin Motorsport	222.2	Free Practice - 2
31	Carlin Motorsport	GBR	Billy Monger	GBR	R	10	Dallara F317 Spiess	Carlin Motorsport	219.5	Free Practice - 2
5	Tsimpris Motorsport	GRC	Dimitrios Tsimpris	GRC	R	11	Dallara F317 Piedrafita	Tsimpris Motorsport	210.5	Free Practice - 2





Paul Ricard
Euroformula Open
Free Practice - 2
Pit Stop Analysis



2 Artem Petrov RP Motorsport

Dallara F317 Piedrafita

Nr.	In Day Time	In Time	Out Time	Pit Time	T. Pit Time	Handicap	Penalty
1	13:34:11.934	13:34:11.934	13:36:56.346	2:44.412	2:44.412		

5 Dimitrios Tsimpris R Tsimpris Motorsport

Dallara F317 Piedrafita

Nr.	In Day Time	In Time	Out Time	Pit Time	T. Pit Time	Handicap	Penalty
1	13:19:03.923	13:19:03.923	13:20:34.871	1:30.948	1:30.948		

7 Jack Doohan R Double R

Dallara F317 HWA

Nr.	In Day Time	In Time	Out Time	Pit Time	T. Pit Time	Handicap	Penalty
1	13:38:24.530	13:38:24.530	13:42:57.574	4:33.044	4:33.044		

11 Teppei Natori R Carlin Motorsport

Dallara F317 Spiess

Nr.	In Day Time	In Time	Out Time	Pit Time	T. Pit Time	Handicap	Penalty
1	13:34:24.871	13:34:24.871	13:35:34.147	1:09.276	1:09.276		

12 Christian Hahn Carlin Motorsport

Dallara F317 Spiess

Nr.	In Day Time	In Time	Out Time	Pit Time	T. Pit Time	Handicap	Penalty
1	13:20:10.560	13:20:10.560	13:23:36.487	3:25.927	3:25.927		

14 Yuki Tsunoda R Team Motopark

Dallara F317 Spiess

Nr.	In Day Time	In Time	Out Time	Pit Time	T. Pit Time	Handicap	Penalty
1	13:20:20.349	13:20:20.349	13:24:21.073	4:00.724	4:00.724		

18 Julian Hanses Team Motopark

Dallara F317 Spiess

Nr.	In Day Time	In Time	Out Time	Pit Time	T. Pit Time	Handicap	Penalty
1	13:18:23.828	13:18:23.828	13:21:49.685	3:25.857	3:25.857		
2	13:30:13.601	13:30:13.601	13:33:14.492	3:00.891	6:26.748		

26 Linus Lundqvist R Double R

Dallara F317 HWA

Nr.	In Day Time	In Time	Out Time	Pit Time	T. Pit Time	Handicap	Penalty
1	13:36:12.976	13:36:12.976	13:40:46.644	4:33.668	4:33.668		

30 Liam Lawson R Team Motopark

Dallara F317 Spiess

Nr.	In Day Time	In Time	Out Time	Pit Time	T. Pit Time	Handicap	Penalty
1	13:42:12.929	13:42:12.929	13:44:25.216	2:12.287	2:12.287		

33 Marino Sato Team Motopark

Dallara F317 Spiess

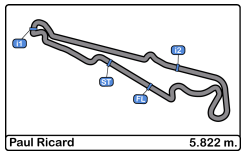
Nr.	In Day Time	In Time	Out Time	Pit Time	T. Pit Time	Handicap	Penalty
1	13:24:45.390	13:24:45.390	13:36:49.544	12:04.15	12:04.154		

99 Rui Andrade R Drivex School

Dallara F317 Piedrafita

Nr.	In Day Time	In Time	Out Time	Pit Time	T. Pit Time	Handicap	Penalty
1	13:17:38.760	13:17:38.760	13:18:09.326	30.566	30.566		
2	13:20:34.080	13:20:34.080	13:21:04.395	30.315	1:00.881		

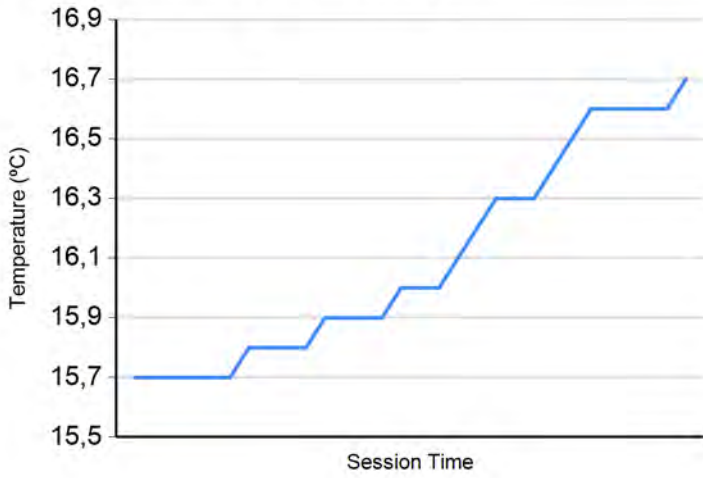




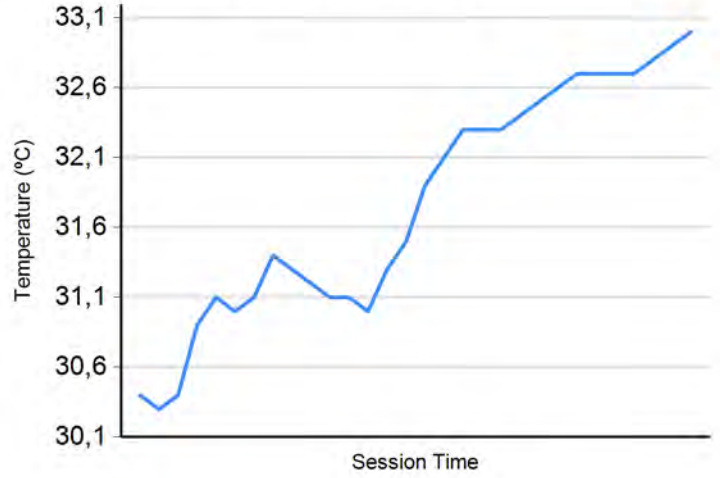
Paul Ricard
Euroformula Open
Free Practice - 2
Weather Report



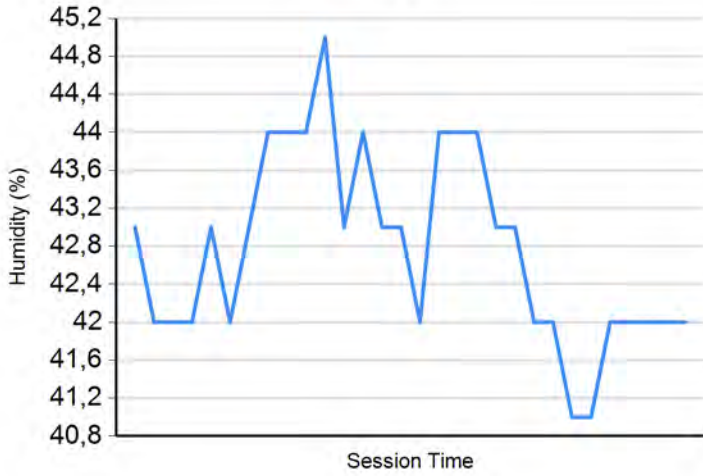
Air Temperature



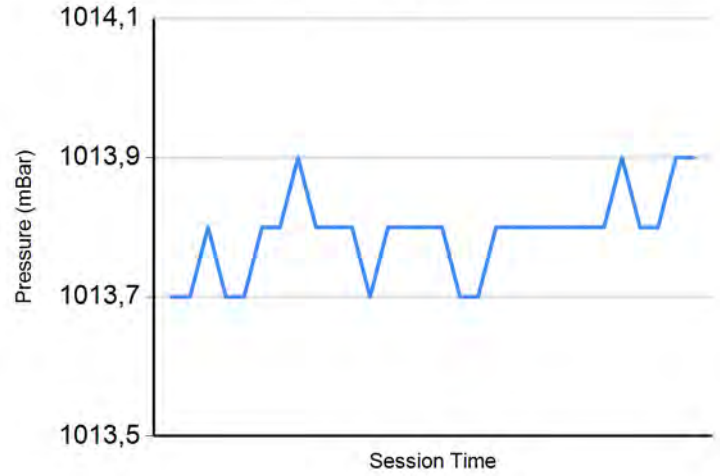
Track Temperature



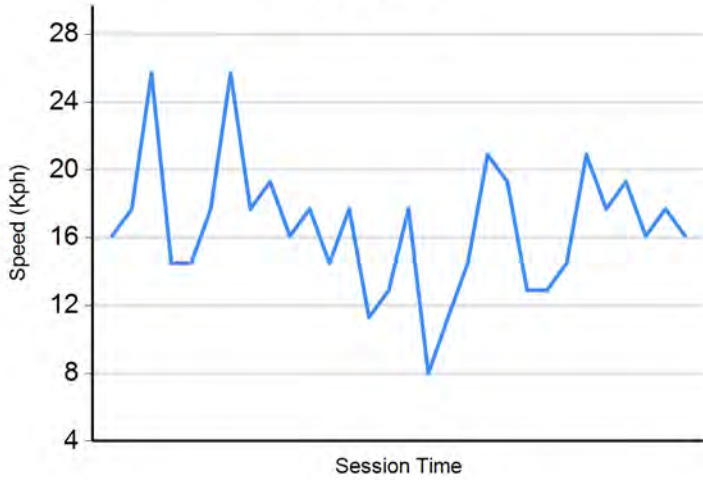
Humidity



Pressure

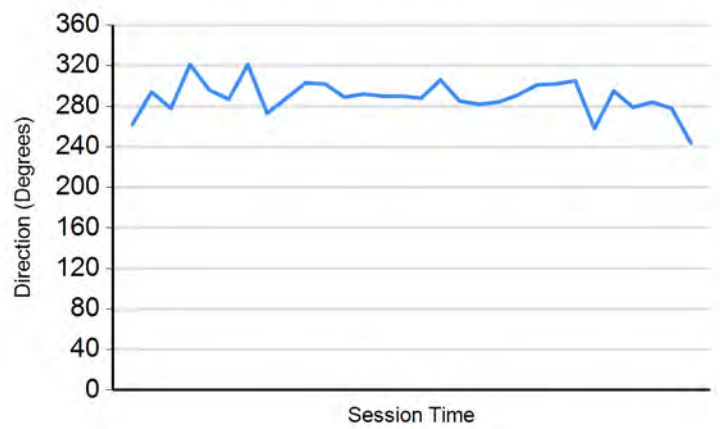


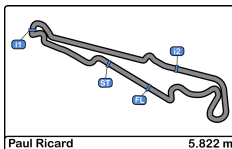
Wind Speed



Wind direction

North = 0°/360° Est = 90° South = 180° West = 270°





Paul Ricard
Euroformula Open
Free Practice 1 - 2
Results

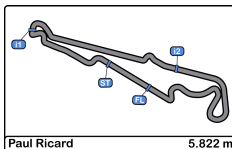


Cls	Nº	Entrant	Nat	Driver	Nat	Cat	Cls	Chassis - Engine	Team	Laps	Free Practice - 1	Free Practice - 2	Best	Gap	Interval	Km/h		
1	77	Teo Martin Motorsport	ESP	Guilherme Samaia	BRA			Dallara F317 HWA	Teo Martin Motorsport	8		1:56.574	7	1:56.574		179.7		
2	30	Team Motopark	DEU	Liam Lawson	NZL	R	1	Dallara F317 Spiess	Team Motopark	13		1:57.019	11	1:57.019	0.445	0.445	179.1	
3	8	Teo Martin Motorsport	ESP	Lukas Dunner	AUT			Dallara F317 HWA	Teo Martin Motorsport	7		1:57.056	6	1:57.056	0.482	0.037	179.0	
4	14	Team Motopark	DEU	Yuki Tsunoda	JPN	R	2	Dallara F317 Spiess	Team Motopark	12		1:57.078	11	1:57.078	0.504	0.022	179.0	
5	20	Fortec Motorsport	GBR	Cameron Das	USA			Dallara F317 HWA	Fortec Motorsport	9		1:57.239	7	1:57.239	0.665	0.161	178.7	
6	26	Double R	GBR	Linus Lundqvist	SWE	R	3	Dallara F317 HWA	Double R	12		1:57.444	11	1:57.444	0.870	0.205	178.4	
7	33	Team Motopark	DEU	Marino Sato	JPN			Dallara F317 Spiess	Team Motopark	6		1:57.647	5	1:57.647	1.073	0.203	178.1	
8	51	Teo Martin Motorsport	ESP	Aldo Festante	ITA			Dallara F317 HWA	Teo Martin Motorsport	10		1:57.834	8	1:57.834	1.260	0.187	177.8	
9	7	Double R	GBR	Jack Doohan	AUS	R	4	Dallara F317 HWA	Double R	13		1:57.884	12	1:57.884	1.310	0.050	177.7	
10	21	Fortec Motorsport	GBR	Calan Williams	AUS			Dallara F317 HWA	Fortec Motorsport	9		1:57.972	9	1:57.972	1.398	0.088	177.6	
11	18	Team Motopark	DEU	Julian Hanses	DEU			Dallara F317 Spiess	Team Motopark	12		1:58.042	11	1:58.042	1.468	0.070	177.5	
12	11	Carlin Motorsport	GBR	Teppei Natori	JPN	R	5	Dallara F317 Spiess	Carlin Motorsport	13		1:58.250	13	1:58.250	1.676	0.208	177.2	
13	12	Carlin Motorsport	GBR	Christian Hahn	BRA			Dallara F317 Spiess	Carlin Motorsport	16	2:07.242	2	1:58.303	11	1:58.303	1.729	0.053	177.1
14	2	RP Motorsport	ITA	Artem Petrov	RUS			Dallara F317 Piedrafita	RP Motorsport	17	2:12.233	2	1:58.667	13	1:58.667	2.093	0.364	176.6
15	1	RP Motorsport	ITA	Javier Gonzalez	MEX	R	6	Dallara F317 Piedrafita	RP Motorsport	13	2:21.023	2	1:58.762	9	1:58.762	2.188	0.095	176.4
16	63	Carlin Motorsport	GBR	Nicolai Kjaergaard	DEN	R	7	Dallara F317 Spiess	Carlin Motorsport	13		1:59.254	13	1:59.254	2.680	0.492	175.7	
17	3	RP Motorsport	ITA	Pierre Louis Chovet	FRA	R	8	Dallara F317 Piedrafita	RP Motorsport	15	2:28.209	2	1:59.316	12	1:59.316	2.742	0.062	175.6
18	66	Drivex School	ESP	Petru Florescu	ROU			Dallara F317 Piedrafita	Drivex School	8		2:00.269	5	2:00.269	3.695	0.953	174.2	
19	31	Carlin Motorsport	GBR	Billy Monger	GBR	R	9	Dallara F317 Spiess	Carlin Motorsport	8		2:00.563	8	2:00.563	3.989	0.294	173.8	
20	99	Drivex School	ESP	Rui Andrade	AGO	R	10	Dallara F317 Piedrafita	Drivex School	23	2:06.207	9	2:01.425	12	2:01.425	4.851	0.862	172.6
21	5	Tsimpris Motorsport	GRC	Dimitrios Tsimpris	GRC	R	11	Dallara F317 Piedrafita	Tsimpris Motorsport	7		2:04.999	6	2:04.999	8.425	3.574	167.6	

Published at:.....

Stewards:	Race Director:	Timekeeper: 
------------------	-----------------------	---





Paul Ricard
Euroformula Open
Free Practice - 3
Provisional Results



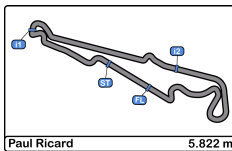
Clas	Nº	Entrant	Nat	Driver	Nat	Cat	Clas	Chassis - Engine	Team	Laps	Best	Time	Gap	Interval	Km/h
1	12	Carlin Motorsport		Christian Hahn				Dallara F317 Spiess	Carlin Motorsport	12	8	1:56.881			179.3
2	77	Teo Martin		Guilherme Samaia				Dallara F317 HWA	Teo Martin	14	7	1:57.173	0.292	0.292	178.8
3	33	Team Motopark		Marino Sato				Dallara F317 Spiess	Team Motopark	14	13	1:57.210	0.329	0.037	178.8
4	11	Carlin Motorsport		Teppei Natori		R	1	Dallara F317 Spiess	Carlin Motorsport	12	9	1:57.244	0.363	0.034	178.7
5	14	Team Motopark		Yuki Tsunoda		R	2	Dallara F317 Spiess	Team Motopark	14	13	1:57.302	0.421	0.058	178.6
6	30	Team Motopark		Liam Lawson		R	3	Dallara F317 Spiess	Team Motopark	14	10	1:57.398	0.517	0.096	178.5
7	51	Teo Martin		Aldo Festante				Dallara F317 HWA	Teo Martin	14	13	1:57.448	0.567	0.050	178.4
8	26	Double R		Linus Lundqvist		R	4	Dallara F317 HWA	Double R	14	10	1:57.457	0.576	0.009	178.4
9	8	Teo Martin		Lukas Dunner				Dallara F317 HWA	Teo Martin	14	10	1:57.523	0.642	0.066	178.3
10	63	Carlin Motorsport		Nicolai Kjaergaard		R	5	Dallara F317 Spiess	Carlin Motorsport	12	10	1:57.880	0.999	0.357	177.8
11	7	Double R		Jack Doohan		R	6	Dallara F317 HWA	Double R	15	9	1:57.892	1.011	0.012	177.7
12	21	Fortec Motorsport		Calan Williams				Dallara F317 HWA	Fortec Motorsport	14	9	1:58.038	1.157	0.146	177.5
13	66	Drivex School		Petru Florescu				Dallara F317 Piedrafita	Drivex School	12	10	1:58.089	1.208	0.051	177.4
14	20	Fortec Motorsport		Cameron Das				Dallara F317 HWA	Fortec Motorsport	11	10	1:58.180	1.299	0.091	177.3
15	31	Carlin Motorsport		Billy Monger		R	7	Dallara F317 Spiess	Carlin Motorsport	12	8	1:58.183	1.302	0.003	177.3
16	18	Team Motopark		Julian Hanses				Dallara F317 Spiess	Team Motopark	15	14	1:58.203	1.322	0.020	177.3
17	1	RP Motorsport		Javier Gonzalez		R	8	Dallara F317 Piedrafita	RP Motorsport	10	8	1:58.964	2.083	0.761	176.1
18	2	RP Motorsport		Artem Petrov				Dallara F317 Piedrafita	RP Motorsport	9	8	1:59.002	2.121	0.038	176.1
19	99	Drivex School		Rui Andrade		R	9	Dallara F317 Piedrafita	Drivex School	14	13	1:59.560	2.679	0.558	175.3
20	3	RP Motorsport		Pierre Louis Chovet		R	10	Dallara F317 Piedrafita	RP Motorsport	10	9	1:59.587	2.706	0.027	175.2
21	5	Tsimpris Motorsport		Dimitrios Tsimpris		R	11	Dallara F317 Piedrafita	Tsimpris Motorsport	13	11	2:02.028	5.147	2.441	171.7

Published at:.....

Track Temp: 34.1 °C Air Temp: 15.9 °C Humidity: 55 % Track Status: DRY

Stewards:	Race Director:	Timekeeper:





Paul Ricard
Euroformula Open
Free Practice - 3
Provisional Results by Class



Clas	Nº	Entrant	Nat	Driver	Nat	Cat	Clas	Chassis - Engine	Team	Laps	Best	Time	Gap	Interval	Km/h
1	12	Carlin Motorsport	GBR	Christian Hahn	BRA			Dallara F317 Spiess	Carlin Motorsport	12	8	1:56.881			179.3
2	77	Teo Martin	ESP	Guilherme Samaia	BRA			Dallara F317 HWA	Teo Martin	14	7	1:57.173	0.292	0.292	178.8
3	33	Team Motopark	DEU	Marino Sato	JPN			Dallara F317 Spiess	Team Motopark	14	13	1:57.210	0.329	0.037	178.8
4	51	Teo Martin	ESP	Aldo Festante	ITA			Dallara F317 HWA	Teo Martin	14	13	1:57.448	0.567	0.238	178.4
5	8	Teo Martin	ESP	Lukas Dunner	AUT			Dallara F317 HWA	Teo Martin	14	10	1:57.523	0.642	0.075	178.3
6	21	Fortec Motorsport	GBR	Calan Williams	AUS			Dallara F317 HWA	Fortec Motorsport	14	9	1:58.038	1.157	0.515	177.5
7	66	Drivex School	ESP	Petru Florescu	ROU			Dallara F317 Piedrafita	Drivex School	12	10	1:58.089	1.208	0.051	177.4
8	20	Fortec Motorsport	GBR	Cameron Das	USA			Dallara F317 HWA	Fortec Motorsport	11	10	1:58.180	1.299	0.091	177.3
9	18	Team Motopark	DEU	Julian Hanses	DEU			Dallara F317 Spiess	Team Motopark	15	14	1:58.203	1.322	0.023	177.3
10	2	RP Motorsport	ITA	Artem Petrov	RUS			Dallara F317 Piedrafita	RP Motorsport	9	8	1:59.002	2.121	0.799	176.1

Rookie

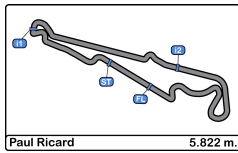
1	11	Carlin Motorsport	GBR	Teppei Natori	JPN	R	1	Dallara F317 Spiess	Carlin Motorsport	12	9	1:57.244			178.7
2	14	Team Motopark	DEU	Yuki Tsunoda	JPN	R	2	Dallara F317 Spiess	Team Motopark	14	13	1:57.302	0.058	0.058	178.6
3	30	Team Motopark	DEU	Liam Lawson	NZL	R	3	Dallara F317 Spiess	Team Motopark	14	10	1:57.398	0.154	0.096	178.5
4	26	Double R	GBR	Linus Lundqvist	SWE	R	4	Dallara F317 HWA	Double R	14	10	1:57.457	0.213	0.059	178.4
5	63	Carlin Motorsport	GBR	Nicolai Kjaergaard	DNK	R	5	Dallara F317 Spiess	Carlin Motorsport	12	10	1:57.880	0.636	0.423	177.8
6	7	Double R	GBR	Jack Doohan	AUS	R	6	Dallara F317 HWA	Double R	15	9	1:57.892	0.648	0.012	177.7
7	31	Carlin Motorsport	GBR	Billy Monger	GBR	R	7	Dallara F317 Spiess	Carlin Motorsport	12	8	1:58.183	0.939	0.291	177.3
8	1	RP Motorsport	ITA	Javier Gonzalez	MEX	R	8	Dallara F317 Piedrafita	RP Motorsport	10	8	1:58.964	1.720	0.781	176.1
9	99	Drivex School	ESP	Rui Andrade	AGO	R	9	Dallara F317 Piedrafita	Drivex School	14	13	1:59.560	2.316	0.596	175.3
10	3	RP Motorsport	ITA	Pierre Louis Chovet	FRA	R	10	Dallara F317 Piedrafita	RP Motorsport	10	9	1:59.587	2.343	0.027	175.2
11	5	Tsimpris Motorsport	GRC	Dimitrios Tsimpris	GRC	R	11	Dallara F317 Piedrafita	Tsimpris Motorsport	13	11	2:02.028	4.784	2.441	171.7

Published at:.....

Track Temp: 34.1 °C Air Temp: 15.9 °C Humidity: 55 % Track Status: DRY

Stewards:	Race Director:	Timekeeper: 
-----------	----------------	---





Paul Ricard
Euroformula Open
Free Practice - 3
Lap Analysis



1	Javier Gonzalez	R	Dallara F317 Piedrafita RP Motorsport	7	Jack Doohan	R	Dallara F317 HWA Double R
----------	-----------------	---	---	----------	-------------	---	------------------------------

Lap	D	Time	Sector 1	Sector 2	Sector 3	T. Spd	Elapsed
1		16:45:11.256 P	16:43:06.930	52.375	1:11.951		16:45:11.256
2		3:35.074 P	1:44.853	46.179	1:04.042		16:48:46.330
3		2:52.899 P	1:06.254	40.324	1:06.321		16:51:39.229
4		6:35.750	4:58.513	38.829	58.408		16:58:14.979
5		2:07.128	35.092	37.096	54.940	199.6	17:00:22.107
6		1:59.487	32.793	36.843	49.851	220.8	17:02:21.594
7		1:59.737	32.867	36.689	50.181	220.8	17:04:21.331
8		1:58.964	32.628	36.769	49.567	220.8	17:06:20.295
9		1:58.985	32.734	36.564	49.687	221.3	17:08:19.280
10		2:13.275 P	32.578	37.606	1:03.091	220.4	17:10:32.555

2	Artem Petrov		Dallara F317 Piedrafita RP Motorsport
----------	--------------	--	---

Lap	D	Time	Sector 1	Sector 2	Sector 3	T. Spd	Elapsed
1		16:44:00.880 P	16:42:18.188	39.717	1:02.975		16:44:00.880
2		3:39.410 P	1:54.519	39.612	1:05.279		16:47:40.290
3		2:50.537 P	1:07.897	38.473	1:04.167	144.1	16:50:30.827
4		5:17.254	3:47.430	37.714	52.110		16:55:48.081
5		2:01.167	33.316	37.788	50.063	219.0	16:57:49.248
6		1:59.692	32.864	36.861	49.967	222.6	16:59:48.940
7		1:59.426	32.881	37.005	49.540	220.8	17:01:48.366
8		1:59.002	32.654	36.805	49.543	222.2	17:03:47.368
9		2:18.471 P	32.772	41.610	1:04.089	220.8	17:06:05.839

3	Pierre Louis Chovet	R	Dallara F317 Piedrafita RP Motorsport
----------	---------------------	---	---

Lap	D	Time	Sector 1	Sector 2	Sector 3	T. Spd	Elapsed
1		16:43:45.384 P	16:41:53.924	42.076	1:09.384		16:43:45.384
2		3:49.061 P	2:04.990	39.692	1:04.379		16:47:34.445
3		2:51.159 P	1:08.310	38.537	1:04.312		16:50:25.604
4		8:06.165	6:22.086	49.313	54.766		16:58:31.769
5		2:03.460	34.962	37.700	50.798	218.6	17:00:35.229
6		2:00.475	33.944	36.643	49.888	220.4	17:02:35.704
7		2:00.484	33.363	35.807	51.314	220.8	17:04:36.188
8		2:00.051	33.395	36.810	49.846	221.3	17:06:36.239
9		1:59.587	33.418	36.523	49.646	219.0	17:08:35.826
10		2:10.411 P	33.059	36.366	1:00.986	220.8	17:10:46.237

5	Dimitrios Tsimpris	R	Dallara F317 Piedrafita Tsimpris Motorsport
----------	--------------------	---	---

Lap	D	Time	Sector 1	Sector 2	Sector 3	T. Spd	Elapsed
1		16:42:52.202 P	16:41:05.042	40.073	1:07.087		16:42:52.202
2		2:40.738	1:10.136	38.949	51.653		16:45:32.940
3		2:05.048	35.231	38.139	51.678	213.8	16:47:37.988
4		2:06.364	34.770	38.216	53.378	215.1	16:49:44.352
5		2:05.203	35.676	37.755	51.772	186.8	16:51:49.555
6		2:02.365	34.429	37.437	50.499	217.3	16:53:51.920
7		2:02.329	34.295	37.353	50.681	215.5	16:55:54.249
8		2:02.515	34.308	38.037	50.170	214.7	16:57:56.764
9		2:20.282 P	33.834	41.861	1:04.587	217.7	17:00:17.046
10		4:06.212	2:36.605	38.899	50.708		17:04:23.258
11		2:02.028	33.981	37.583	50.464	216.4	17:06:25.286
12		2:02.114	33.947	37.520	50.647	214.7	17:08:27.400
13		2:13.742 P	34.157	37.412	1:02.173	213.8	17:10:41.142

Lap	D	Time	Sector 1	Sector 2	Sector 3	T. Spd	Elapsed
1		16:42:23.636 P	16:40:41.510	39.497	1:02.629		16:42:23.636
2		2:52.565 P	1:08.754	37.486	1:06.325		16:45:16.201
3		2:34.314	1:07.628	37.087	49.599		16:47:50.515
4		1:58.503	33.023	36.398	49.082	223.6	16:49:49.018
5		1:59.810	32.866	36.881	50.063	221.3	16:51:48.828
6		1:58.254	32.782	36.573	48.899	222.2	16:53:47.082
7		1:58.283	32.629	36.678	48.976	224.0	16:55:45.365
8		1:58.002	32.475	36.681	48.846	222.6	16:57:43.367
9		1:57.892	32.449	36.437	49.006	225.4	16:59:41.259
10		1:58.107	32.380	36.588	49.139	223.1	17:01:39.366
11		1:58.644	32.747	36.705	49.192	224.0	17:03:38.010
12		1:58.434	32.708	36.539	49.187	224.0	17:05:36.444
13		2:01.980	32.592	36.537	52.851	221.7	17:07:38.424
14		1:58.628	32.767	36.721	49.140	221.3	17:09:37.052
15		2:13.016 P	32.732	37.495	1:02.789	222.6	17:11:50.068

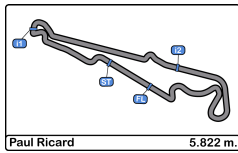
8	Lukas Dunner		Dallara F317 HWA Teo Martin Motorsport
----------	--------------	--	---

Lap	D	Time	Sector 1	Sector 2	Sector 3	T. Spd	Elapsed
1		16:42:44.865 P	16:40:55.596	40.963	1:08.306		16:42:44.865
2		3:22.781	1:54.758	37.499	50.524		16:46:07.646
3		2:00.363	33.238	37.009	50.116	221.7	16:48:08.009
4		1:59.925	33.567	36.826	49.532	223.6	16:50:07.934
5		1:58.415	32.886	36.558	48.971	220.8	16:52:06.349
6		1:58.581	32.698	36.861	49.022	222.6	16:54:04.930
7		1:57.917	32.526	36.752	48.639	225.0	16:56:02.847
8		1:57.976	32.618	36.625	48.733	224.5	16:58:00.823
9		2:01.154	32.605	36.635	51.914	228.8	17:00:01.977
10		1:57.523	32.412	36.376	48.735	225.0	17:01:59.500
11		1:57.676	32.415	36.436	48.825	225.9	17:03:57.176
12		1:58.104	32.459	36.315	49.330	226.4	17:05:55.280
13		1:57.560	32.309	36.301	48.950	225.0	17:07:52.840
14		2:05.275 P	32.618	36.789	55.868	224.0	17:09:58.115

11	Tepei Natori	R	Dallara F317 Spiess Carlin Motorsport
-----------	--------------	---	--

Lap	D	Time	Sector 1	Sector 2	Sector 3	T. Spd	Elapsed
1		16:42:35.252 P	16:40:48.811	39.220	1:07.221		16:42:35.252
2		5:44.566 P	1:36.414	37.348	3:30.804		16:48:19.818
3		2:31.651	58.702	39.294	53.655		16:50:51.469
4		2:15.074	36.731	38.735	59.608	192.5	16:53:06.543
5		1:59.020	33.129	36.469	49.422	216.0	16:55:05.563
6		1:57.942	32.680	36.444	48.818	219.5	16:57:03.505
7		1:57.473	32.444	36.250	48.779	221.3	16:59:00.978
8		2:04.781	32.383	36.174	56.224	220.8	17:01:05.759
9		1:57.244	32.287	36.160	48.797	219.5	17:03:03.003
10		2:11.957	38.561	39.998	53.398	220.8	17:05:14.960
11		1:59.253	32.383	33.723	53.147	216.8	17:07:14.213
12		1:59.775	32.405	36.193	51.177	219.0	17:09:13.988
13			32.118	36.116		221.3	





Paul Ricard
Euroformula Open
Free Practice - 3
Lap Analysis



12 Christian Hahn Dallara F317 Spiess 20 Cameron Das Dallara F317 HWA
Carlin Motorsport Fortec Motorsport

Lap	D	Time	Sector 1	Sector 2	Sector 3	T. Spd	Elapsed	Lap	D	Time	Sector 1	Sector 2	Sector 3	T. Spd	Elapsed
1		16:42:47.619 P	16:40:58.926	39.966	1:08.727		16:42:47.619	1		16:43:39.176	16:42:05.621	39.741	53.814		16:43:39.176
2		3:52.235 P	2:06.246	42.320	1:03.669		16:46:39.854	2		2:08.617	36.986	38.281	53.350	218.1	16:45:47.793
3		4:19.674 P	1:05.082	37.227	2:37.365		16:50:59.528	3		2:10.119	34.826	41.913	53.380	220.8	16:47:57.912
4		2:34.458	57.951	41.253	55.254		16:53:33.986	4		2:01.401	33.896	37.009	50.496	225.0	16:49:59.313
5		2:22.272	37.028	42.645	1:02.599	217.7	16:55:56.258	5		1:58.739	32.879	36.590	49.270	222.2	16:51:58.052
6		2:08.997	38.433	40.031	50.533	201.1	16:58:05.255	6		1:59.450	33.640	36.637	49.173	224.0	16:53:57.502
7		2:00.427	32.787	36.620	51.020	223.6	17:00:05.682	7		1:58.350	32.608	36.571	49.171	225.4	16:55:55.852
8		1:56.881	32.448	36.217	48.216	222.2	17:02:02.563	8		1:59.147	33.259	36.622	49.266	225.9	16:57:54.999
9		2:01.513	32.289	36.221	53.003	223.6	17:04:04.076	9		1:58.284	32.410	36.516	49.358	227.8	16:59:53.283
10		2:07.679	32.759	36.866	58.054	223.1	17:06:11.755	10		1:58.180	32.393	36.465	49.322	226.4	17:01:51.463
11		1:59.979	32.679	36.523	50.777	218.6	17:08:11.734	11		1:58.347	32.464	36.507	49.376	225.9	17:03:49.810
12		1:57.068	32.512	36.189	48.367	220.8	17:10:08.802	12			32.439	40.667		226.4	
13			32.476	36.319		220.8									

14 Yuki Tsunoda R Dallara F317 Spiess 21 Calan Williams Dallara F317 HWA
Team Motopark Fortec Motorsport

Lap	D	Time	Sector 1	Sector 2	Sector 3	T. Spd	Elapsed	Lap	D	Time	Sector 1	Sector 2	Sector 3	T. Spd	Elapsed
1		16:43:13.694 P	16:41:24.164	40.144	1:09.386		16:43:13.694	1		16:43:21.329	16:41:21.755	52.542	1:07.032		16:43:21.329
2		3:50.525	2:11.803	37.276	1:01.446		16:47:04.219	2		2:20.518	44.075	41.875	54.568	205.7	16:45:41.847
3		1:59.021	33.122	36.445	49.454	217.7	16:49:03.240	3		2:03.544	34.739	37.251	51.554	220.8	16:47:45.391
4		1:58.592	32.990	36.518	49.084	219.0	16:51:01.832	4		1:59.479	33.302	36.572	49.605	223.1	16:49:44.870
5		1:58.481	32.908	36.650	48.923	219.5	16:53:00.313	5		1:59.143	33.078	36.669	49.396	221.3	16:51:44.013
6		1:58.679	32.708	36.597	49.374	219.9	16:54:58.992	6		1:58.915	32.904	36.893	49.118	221.7	16:53:42.928
7		1:59.679	32.536	36.480	50.663	220.4	16:56:58.671	7		1:59.058	33.031	36.734	49.293	223.6	16:55:41.986
8		1:58.721	33.425	36.644	48.652	228.3	16:58:57.392	8		1:58.077	32.669	36.492	48.916	222.6	16:57:40.063
9		1:58.989	32.556	36.633	49.800	225.9	17:00:56.381	9		1:58.038	32.430	36.510	49.098	225.4	16:59:38.101
10		1:58.062	32.779	36.522	48.761	220.8	17:02:54.443	10		2:02.625	32.551	36.689	53.385	222.6	17:01:40.726
11		1:58.048	32.429	36.437	49.182	227.3	17:04:52.491	11		1:58.384	32.805	36.441	49.138	226.4	17:03:39.110
12		1:57.862	32.550	36.506	48.806	228.8	17:06:50.353	12		1:58.426	32.608	36.511	49.307	227.8	17:05:37.536
13		1:57.302	32.457	36.414	48.431	219.0	17:08:47.655	13		2:02.126	32.597	36.586	52.943	225.0	17:07:39.662
14		2:14.439 P	32.324	36.589	1:05.526	221.7	17:11:02.094	14		2:03.810	32.773	36.663	54.374	225.0	17:09:43.472
15								15			35.998	48.434		222.2	

18 Julian Hanses Dallara F317 Spiess 26 Linus Lundqvist R Dallara F317 HWA
Team Motopark Double R

Lap	D	Time	Sector 1	Sector 2	Sector 3	T. Spd	Elapsed	Lap	D	Time	Sector 1	Sector 2	Sector 3	T. Spd	Elapsed
1		16:43:26.954	16:41:48.501	42.228	56.225		16:43:26.954	1		16:42:33.684 P	16:40:46.017	39.578	1:08.089		16:42:33.684
2		2:04.128	36.302	37.314	50.512	190.4	16:45:31.082	2		3:04.977 P	1:27.630	37.641	59.706		16:45:38.661
3		2:15.235 P	33.268	37.673	1:04.294	218.6	16:47:46.317	3		2:47.070	1:20.906	36.828	49.336		16:48:25.731
4		2:34.125	1:06.968	36.874	50.283		16:50:20.442	4		1:58.689	32.908	36.536	49.245	225.4	16:50:24.420
5		1:59.811	33.050	36.906	49.855	220.8	16:52:20.253	5		1:58.123	32.986	36.246	48.891	223.6	16:52:22.543
6		1:58.515	32.817	36.600	49.098	219.0	16:54:18.768	6		1:58.000	32.901	36.253	48.846	225.4	16:54:20.543
7		1:58.860	32.867	36.668	49.325	220.4	16:56:17.628	7		1:57.626	32.643	36.242	48.741	226.8	16:56:18.169
8		2:00.626	32.947	38.322	49.357	221.3	16:58:18.254	8		1:57.848	32.906	36.338	48.604	230.7	16:58:16.017
9		2:00.668	32.969	36.696	51.003	225.0	17:00:18.922	9		1:57.773	32.555	36.439	48.779	228.3	17:00:13.790
10		1:59.158	33.075	36.732	49.351	221.7	17:02:18.080	10		1:57.457	32.499	36.247	48.711	226.4	17:02:11.247
11		1:58.712	32.657	36.701	49.354	221.3	17:04:16.792	11		1:57.522	32.395	36.316	48.811	227.3	17:04:08.769
12		1:58.898	32.603	36.811	49.484	222.2	17:06:15.690	12		1:58.030	32.580	36.327	49.123	226.4	17:06:06.799
13		1:59.494	32.846	36.887	49.761	221.7	17:08:15.184	13		1:57.734	32.436	36.268	49.030	225.0	17:08:04.533
14		1:58.203	32.580	36.641	48.982	221.7	17:10:13.387	14		2:08.486 P	33.580	36.823	58.083	224.0	17:10:13.019
15		2:11.632 P	32.855	37.177	1:01.600	220.4	17:12:25.019								





Paul Ricard
Euroformula Open
Free Practice - 3
Lap Analysis



30 Liam Lawson R Dallara F317 Spiess **51** Aldo Festante Dallara F317 HWA

Team Motopark

Teo Martin Motorsport

Lap	D	Time	Sector 1	Sector 2	Sector 3	T. Spd	Elapsed	Lap	D	Time	Sector 1	Sector 2	Sector 3	T. Spd	Elapsed
1		16:43:27.393 P	16:41:41.880	41.124	1:04.389		16:43:27.393	1		16:42:37.589 P	16:40:52.384	38.539	1:06.666		16:42:37.589
2		3:37.764	2:08.583	37.567	51.614		16:47:05.157	2		3:14.499	1:46.506	37.332	50.661		16:45:52.088
3		1:58.994	33.143	36.490	49.361	225.4	16:49:04.151	3		2:00.124	33.328	37.070	49.726	221.7	16:47:52.212
4		1:58.356	32.944	36.445	48.967	224.5	16:51:02.507	4		1:58.957	32.849	36.687	49.421	225.9	16:49:51.169
5		1:58.349	32.776	36.646	48.927	226.4	16:53:00.856	5		2:02.166	32.538	38.106	51.522	223.6	16:51:53.335
6		1:58.582	32.564	36.589	49.429	227.3	16:54:59.438	6		2:00.333	33.872	36.918	49.543	222.2	16:53:53.668
7		1:58.945	32.490	36.351	50.104	229.2	16:56:58.383	7		2:06.742	33.155	37.101	56.486	226.8	16:56:00.410
8		1:58.302	33.081	36.450	48.771	224.5	16:58:56.685	8		1:59.292	33.243	36.665	49.384	223.6	16:57:59.702
9		1:59.815	32.429	36.465	50.921	224.5	17:00:56.500	9		1:57.769	32.438	36.529	48.802	226.4	16:59:57.471
10		1:57.398	32.062	36.449	48.887	224.5	17:02:53.898	10		1:58.517	32.540	36.358	49.619	225.9	17:01:55.988
11		1:58.253	32.383	36.341	49.529	228.8	17:04:52.151	11		1:57.857	32.376	36.548	48.933	228.3	17:03:53.845
12		1:58.846	32.396	36.369	50.081	222.6	17:06:50.997	12		1:57.684	32.338	36.469	48.877	226.4	17:05:51.529
13		1:57.726	32.486	36.498	48.742	225.9	17:08:48.723	13		1:57.448	32.168	36.348	48.932	224.0	17:07:48.977
14		2:12.080 P	32.602	36.616	1:02.862	225.4	17:11:00.803	14		2:06.870 P	32.995	36.871	57.004	224.0	17:09:55.847

31 Billy Monger R Dallara F317 Spiess **63** Nicolai Kjaergaard R Dallara F317 Spiess

Carlin Motorsport

Carlin Motorsport

Lap	D	Time	Sector 1	Sector 2	Sector 3	T. Spd	Elapsed	Lap	D	Time	Sector 1	Sector 2	Sector 3	T. Spd	Elapsed
1		16:42:50.358 P	16:41:00.463	41.684	1:08.211		16:42:50.358	1		16:42:41.111	16:41:07.036	39.486	54.589		16:42:41.111
2		4:07.608 P	2:26.949	38.791	1:01.868		16:46:57.966	2		2:05.327	35.311	38.403	51.613	215.1	16:44:46.438
3		4:35.667 P	1:06.944	37.329	2:51.394		16:51:33.633	3		4:27.848 P	37.854	41.930	3:08.064	191.4	16:49:14.286
4		2:33.100	59.812	40.028	53.260		16:54:06.733	4		2:40.926	59.721	44.202	57.003		16:51:55.212
5		2:04.156	34.836	38.536	50.784	219.0	16:56:10.889	5		2:10.734	37.478	39.355	53.901	205.7	16:54:05.946
6		2:01.445	33.956	36.966	50.523	218.6	16:58:12.334	6		2:03.521	34.649	38.107	50.765	223.1	16:56:09.467
7		1:59.068	32.998	36.696	49.374	220.4	17:00:11.402	7		1:59.873	33.570	36.758	49.545	218.6	16:58:09.340
8		1:58.183	32.599	36.390	49.194	219.0	17:02:09.585	8		1:59.502	32.982	36.641	49.879	222.2	17:00:08.842
9		2:04.024	32.654	40.529	50.841	219.5	17:04:13.609	9		1:58.268	32.826	36.393	49.049	221.3	17:02:07.110
10		2:00.605	32.487	36.628	51.490	219.0	17:06:14.214	10		1:57.880	32.547	36.385	48.948	222.2	17:04:04.990
11		1:59.704	32.921	35.711	51.072	218.1	17:08:13.918	11		2:12.376	37.272	41.537	53.567	224.0	17:06:17.366
12		2:02.449	32.441	37.281	52.727	217.7	17:10:16.367	12		1:58.337	32.828	36.268	49.241	220.4	17:08:15.703
13			32.563	36.728		218.6		13			34.921	40.193		208.8	

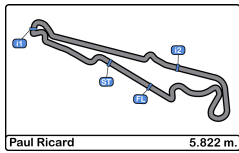
33 Marino Sato Dallara F317 Spiess **66** Petru Florescu Dallara F317 Piedrafita

Team Motopark

Drivex School

Lap	D	Time	Sector 1	Sector 2	Sector 3	T. Spd	Elapsed	Lap	D	Time	Sector 1	Sector 2	Sector 3	T. Spd	Elapsed
1		16:43:17.799 P	16:41:26.710	41.105	1:09.984		16:43:17.799	1		16:42:31.142 P	16:40:46.458	40.647	1:04.037		16:42:31.142
2		4:18.250	2:50.985	37.591	49.674		16:47:36.049	2		2:50.313 P	1:12.968	37.916	59.429		16:45:21.455
3		1:59.148	33.141	36.525	49.482	220.8	16:49:35.197	3		2:49.460 P	1:13.736	37.605	58.119		16:48:10.915
4		2:01.018	34.185	37.085	49.748	218.6	16:51:36.215	4		7:39.669	6:08.173	40.098	51.398		16:55:50.584
5		2:02.337	32.815	39.237	50.285	220.8	16:53:38.552	5		2:01.802	34.613	37.193	49.996	222.2	16:57:52.386
6		1:58.693	33.258	36.970	48.465	221.3	16:55:37.245	6		1:59.023	32.950	36.654	49.419	225.0	16:59:51.409
7		1:58.088	32.692	36.649	48.747	221.3	16:57:35.333	7		2:03.339	32.685	36.606	54.048	224.0	17:01:54.748
8		1:57.826	32.627	36.650	48.549	223.1	16:59:33.159	8		2:03.924	32.783	38.093	53.048	225.0	17:03:58.672
9		1:59.239	32.667	36.462	50.110	221.3	17:01:32.398	9		1:58.616	32.514	36.354	49.748	226.4	17:05:57.288
10		1:57.881	32.548	36.492	48.841	222.6	17:03:30.279	10		1:58.089	32.401	36.446	49.242	225.4	17:07:55.377
11		1:57.427	32.580	36.286	48.561	223.1	17:05:27.706	11		1:58.579	32.750	36.354	49.475	224.0	17:09:53.956
12		1:57.355	32.638	36.239	48.478	220.8	17:07:25.061	12		2:13.469 P	33.663	36.675	1:03.131	222.6	17:12:07.425
13		1:57.210	32.618	36.236	48.356	220.8	17:09:22.271								
14		2:13.739 P	32.494	36.541	1:04.704	222.6	17:11:36.010								





Paul Ricard
Euroformula Open
Free Practice - 3
Lap Analysis



77

Guilherme Samaia

Dallara F317 HWA

Teo Martin Motorsport

Lap	D	Time	Sector 1	Sector 2	Sector 3	T. Spd	Elapsed
1		16:42:48.236 P	16:41:01.297	39.646	1:07.293		16:42:48.236
2		3:40.732	2:13.678	37.053	50.001		16:46:28.968
3		1:58.825	32.879	36.594	49.352	221.3	16:48:27.793
4		1:58.528	32.684	36.518	49.326	225.0	16:50:26.321
5		1:58.278	32.564	36.499	49.215	222.6	16:52:24.599
6		1:57.232	32.293	36.423	48.516	224.5	16:54:21.831
7		1:57.173	32.228	36.256	48.689	226.4	16:56:19.004
8		1:58.043	32.609	36.599	48.835	227.3	16:58:17.047
9		1:58.489	32.373	36.609	49.507	227.3	17:00:15.536
10		1:57.402	32.233	36.508	48.661	225.9	17:02:12.938
11		1:57.916	32.197	36.539	49.180	225.4	17:04:10.854
12		2:01.066	32.790	36.883	51.393	226.8	17:06:11.920
13		2:13.529 P	37.384	38.857	57.288	190.8	17:08:25.449
14		2:39.155 P	57.590	37.337	1:04.228		17:11:04.604

99

Rui Andrade

R

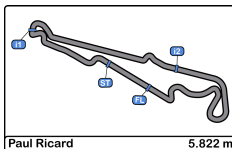
Dallara F317

Piedrafita

Drivex School

Lap	D	Time	Sector 1	Sector 2	Sector 3	T. Spd	Elapsed
1		16:44:07.155	16:42:27.950	43.274	55.931		16:44:07.155
2		2:08.170	36.204	39.250	52.716	199.2	16:46:15.325
3		2:02.891	34.146	37.692	51.053	218.1	16:48:18.216
4		2:01.094	33.770	37.033	50.291	220.8	16:50:19.310
5		2:08.758	33.741	37.680	57.337	218.1	16:52:28.068
6		2:23.238	33.902	36.987	1:12.349	219.5	16:54:51.306
7		2:01.035	33.851	37.037	50.147	218.1	16:56:52.341
8		2:00.756	33.511	37.117	50.128	219.9	16:58:53.097
9		2:00.354	33.393	37.004	49.957	219.9	17:00:53.451
10		1:59.879	33.166	36.998	49.715	219.9	17:02:53.330
11		2:02.490	35.237	37.123	50.130	219.9	17:04:55.820
12		1:59.611	33.061	36.866	49.684	219.9	17:06:55.431
13		1:59.560	33.101	36.815	49.644	219.5	17:08:54.991
14		2:11.967 P	32.844	36.907	1:02.216	220.8	17:11:06.958



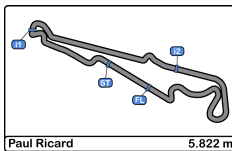


Paul Ricard
Euroformula Open
Free Practice - 3
Best Sectors Results



Sector - 1				Sector - 2				Sector - 3				Ideal Lap vs Best Lap				
Clas	Nº	Driver	Time	Nº	Driver	Time	Nº	Driver	Time	Clas	Nº	Driver	Ideal Lap	Best Lap	Clas	
1	30	Liam Lawson	32.062	11	Teppei Natori	33.723	12	Christian Hahn	48.216	1	11	Teppei Natori	1:54.620	1:57.244	4	
2	11	Teppei Natori	32.118	31	Billy Monger	35.711	33	Marino Sato	48.356	2	12	Christian Hahn	1:56.694	1:56.881	1	
3	51	Aldo Festante	32.168	3	Pierre Louis Chovet	35.807	14	Yuki Tsunoda	48.431	3	77	Guilherme Samaia	1:56.969	1:57.173	2	
4	77	Guilherme Samaia	32.197	12	Christian Hahn	36.189	77	Guilherme Samaia	48.516	4	33	Marino Sato	1:57.086	1:57.210	3	
5	12	Christian Hahn	32.289	33	Marino Sato	36.236	26	Linus Lundqvist	48.604	5	30	Liam Lawson	1:57.145	1:57.398	6	
6	8	Lukas Dunner	32.309	26	Linus Lundqvist	36.242	8	Lukas Dunner	48.639	6	14	Yuki Tsunoda	1:57.169	1:57.302	5	
7	14	Yuki Tsunoda	32.324	77	Guilherme Samaia	36.256	30	Liam Lawson	48.742	7	26	Linus Lundqvist	1:57.241	1:57.457	8	
8	7	Jack Doohan	32.380	63	Nicolai Kjaergaard	36.268	11	Teppei Natori	48.779	8	8	Lukas Dunner	1:57.249	1:57.523	9	
9	20	Cameron Das	32.393	8	Lukas Dunner	36.301	51	Aldo Festante	48.802	9	51	Aldo Festante	1:57.318	1:57.448	7	
10	26	Linus Lundqvist	32.395	30	Liam Lawson	36.341	7	Jack Doohan	48.846	10	31	Billy Monger	1:57.346	1:58.183	15	
11	66	Petru Florescu	32.401	51	Aldo Festante	36.348	21	Calan Williams	48.916	11	7	Jack Doohan	1:57.624	1:57.892	11	
12	21	Calan Williams	32.430	66	Petru Florescu	36.354	63	Nicolai Kjaergaard	48.948	12	63	Nicolai Kjaergaard	1:57.763	1:57.880	10	
13	31	Billy Monger	32.441	7	Jack Doohan	36.398	18	Julian Hanses	48.982	13	21	Calan Williams	1:57.787	1:58.038	12	
14	33	Marino Sato	32.494	14	Yuki Tsunoda	36.414	20	Cameron Das	49.171	14	66	Petru Florescu	1:57.997	1:58.089	13	
15	63	Nicolai Kjaergaard	32.547	21	Calan Williams	36.441	31	Billy Monger	49.194	15	20	Cameron Das	1:58.029	1:58.180	14	
16	1	Javier Gonzalez	32.578	20	Cameron Das	36.465	66	Petru Florescu	49.242	16	18	Julian Hanses	1:58.162	1:58.203	16	
17	18	Julian Hanses	32.580	1	Javier Gonzalez	36.564	2	Artem Petrov	49.540	17	3	Pierre Louis Chovet	1:58.512	1:59.587	20	
18	2	Artem Petrov	32.654	18	Julian Hanses	36.600	1	Javier Gonzalez	49.567	18	1	Javier Gonzalez	1:58.709	1:58.964	17	
19	99	Rui Andrade	32.844	2	Artem Petrov	36.805	99	Rui Andrade	49.644	19	2	Artem Petrov	1:58.999	1:59.002	18	
20	3	Pierre Louis Chovet	33.059	99	Rui Andrade	36.815	3	Pierre Louis Chovet	49.646	20	99	Rui Andrade	1:59.303	1:59.560	19	
21	5	Dimitrios Tsimpris	33.834	5	Dimitrios Tsimpris	37.353	5	Dimitrios Tsimpris	50.170	21	5	Dimitrios Tsimpris	2:01.357	2:02.028	21	



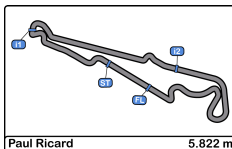


Paul Ricard
Euroformula Open
Free Practice - 3
Best 5 Lap Times



Cls	Nº	Entrant	Nat	Driver	Nat	Cat	Cls	Chassis - Engine	Team	Best 1		Best 2		Best 3		Best 4		Best 5	
										Time	Lap	Time	Lap	Time	Lap	Time	Lap	Time	Lap
1	12	Carlin Motorsport	GBR	Christian Hahn	BRA			Dallara F317 Spiess	Carlin Motorsport	1:56.881	8	1:57.068	12	1:59.979	11	2:00.427	7	2:01.513	9
2	77	Teo Martin Motorsport	ESP	Guilherme Samaia	BRA			Dallara F317 HWA	Teo Martin Motorsport	1:57.173	7	1:57.232	6	1:57.402	10	1:57.916	11	1:58.043	8
3	33	Team Motopark	DEU	Marino Sato	JPN			Dallara F317 Spiess	Team Motopark	1:57.210	13	1:57.355	12	1:57.427	11	1:57.826	8	1:57.881	10
4	11	Carlin Motorsport	GBR	Teppei Natori	JPN	R	1	Dallara F317 Spiess	Carlin Motorsport	1:57.244	9	1:57.473	7	1:57.942	6	1:59.020	5	1:59.253	11
5	14	Team Motopark	DEU	Yuki Tsunoda	JPN	R	2	Dallara F317 Spiess	Team Motopark	1:57.302	13	1:57.862	12	1:58.048	11	1:58.062	10	1:58.481	5
6	30	Team Motopark	DEU	Liam Lawson	NZL	R	3	Dallara F317 Spiess	Team Motopark	1:57.398	10	1:57.726	13	1:58.253	11	1:58.302	8	1:58.349	5
7	51	Teo Martin Motorsport	ESP	Aldo Festante	ITA			Dallara F317 HWA	Teo Martin Motorsport	1:57.448	13	1:57.684	12	1:57.769	9	1:57.857	11	1:58.517	10
8	26	Double R	GBR	Linus Lundqvist	SWE	R	4	Dallara F317 HWA	Double R	1:57.457	10	1:57.522	11	1:57.626	7	1:57.734	13	1:57.773	9
9	8	Teo Martin Motorsport	ESP	Lukas Dunner	AUT			Dallara F317 HWA	Teo Martin Motorsport	1:57.523	10	1:57.560	13	1:57.676	11	1:57.917	7	1:57.976	8
10	63	Carlin Motorsport	GBR	Nicolai Kjaergaard	DNK	R	5	Dallara F317 Spiess	Carlin Motorsport	1:57.880	10	1:58.268	9	1:58.337	12	1:59.502	8	1:59.873	7
11	7	Double R	GBR	Jack Doohan	AUS	R	6	Dallara F317 HWA	Double R	1:57.892	9	1:58.002	8	1:58.107	10	1:58.254	6	1:58.283	7
12	21	Fortec Motorsport	GBR	Calan Williams	AUS			Dallara F317 HWA	Fortec Motorsport	1:58.038	9	1:58.077	8	1:58.384	11	1:58.426	12	1:58.915	6
13	66	Drivex School	ESP	Petru Florescu	ROU			Dallara F317 Piedrafita	Drivex School	1:58.089	10	1:58.579	11	1:58.616	9	1:59.023	6	2:01.802	5
14	20	Fortec Motorsport	GBR	Cameron Das	USA			Dallara F317 HWA	Fortec Motorsport	1:58.180	10	1:58.284	9	1:58.347	11	1:58.350	7	1:58.739	5
15	31	Carlin Motorsport	GBR	Billy Monger	GBR	R	7	Dallara F317 Spiess	Carlin Motorsport	1:58.183	8	1:59.068	7	1:59.704	11	2:00.605	10	2:01.445	6
16	18	Team Motopark	DEU	Julian Hanses	DEU			Dallara F317 Spiess	Team Motopark	1:58.203	14	1:58.515	6	1:58.712	11	1:58.860	7	1:58.898	12
17	1	RP Motorsport	ITA	Javier Gonzalez	MEX	R	8	Dallara F317 Piedrafita	RP Motorsport	1:58.964	8	1:58.985	9	1:59.487	6	1:59.737	7	2:07.128	5
18	2	RP Motorsport	ITA	Artem Petrov	RUS			Dallara F317 Piedrafita	RP Motorsport	1:59.002	8	1:59.426	7	1:59.692	6	2:01.167	5	2:18.471	9
19	99	Drivex School	ESP	Rui Andrade	AGO	R	9	Dallara F317 Piedrafita	Drivex School	1:59.560	13	1:59.611	12	1:59.879	10	2:00.354	9	2:00.756	8
20	3	RP Motorsport	ITA	Pierre Louis Chovet	FRA	R	10	Dallara F317 Piedrafita	RP Motorsport	1:59.587	9	2:00.051	8	2:00.475	6	2:00.484	7	2:03.460	5
21	5	Tsimpris Motorsport	GRC	Dimitrios Tsimpris	GRC	R	11	Dallara F317 Piedrafita	Tsimpris Motorsport	2:02.028	11	2:02.114	12	2:02.329	7	2:02.365	6	2:02.515	8



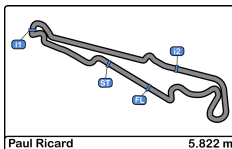


Paul Ricard
Euroformula Open
Free Practice - 3
Best 5 Top Speeds



Cls	Nº	Entrant	Nat	Driver	Nat	Cat	Cls	Chassis - Engine	Team	Top 1		Top 2		Top 3		Top 4		Top 5		Avg
										Km/h	Lap	Km/h	Lap	Km/h	Lap	Km/h	Lap	Km/h	Lap	
1	26	Double R	GBR	Linus Lundqvist	SWE	R	1	Dallara F317 HWA	Double R	230.7	8	228.3	9	227.3	11	226.8	7	226.4	10	227.9
2	30	Team Motopark	DEU	Liam Lawson	NZL	R	2	Dallara F317 Spiess	Team Motopark	229.2	7	228.8	11	227.3	6	226.4	5	225.9	13	227.5
3	8	Teo Martin Motorsport	ESP	Lukas Dunner	AUT			Dallara F317 HWA	Teo Martin Motorsport	228.8	9	226.4	12	225.9	11	225.0	7	225.0	10	226.2
4	14	Team Motopark	DEU	Yuki Tsunoda	JPN	R	3	Dallara F317 Spiess	Team Motopark	228.8	12	228.3	8	227.3	11	225.9	9	221.7	14	226.4
5	51	Teo Martin Motorsport	ESP	Aldo Festante	ITA			Dallara F317 HWA	Teo Martin Motorsport	228.3	11	226.8	7	226.4	9	226.4	12	225.9	4	226.7
6	20	Fortec Motorsport	GBR	Cameron Das	USA			Dallara F317 HWA	Fortec Motorsport	227.8	9	226.4	10	226.4	12	225.9	8	225.9	11	226.5
7	21	Fortec Motorsport	GBR	Calan Williams	AUS			Dallara F317 HWA	Fortec Motorsport	227.8	12	226.4	11	225.4	9	225.0	13	225.0	14	225.9
8	77	Teo Martin Motorsport	ESP	Guilherme Samaia	BRA			Dallara F317 HWA	Teo Martin Motorsport	227.3	8	227.3	9	226.8	12	226.4	7	225.9	10	226.7
9	66	Drivex School	ESP	Petru Florescu	ROU			Dallara F317 Piedrafita	Drivex School	226.4	9	225.4	10	225.0	6	225.0	8	224.0	7	225.1
10	7	Double R	GBR	Jack Doohan	AUS	R	4	Dallara F317 HWA	Double R	225.4	9	224.0	7	224.0	11	224.0	12	223.6	4	224.2
11	18	Team Motopark	DEU	Julian Hanes	DEU			Dallara F317 Spiess	Team Motopark	225.0	9	222.2	12	221.7	10	221.7	13	221.7	14	222.5
12	63	Carlin Motorsport	GBR	Nicolai Kjaergaard	DNK	R	5	Dallara F317 Spiess	Carlin Motorsport	224.0	11	223.1	6	222.2	8	222.2	10	221.3	9	222.5
13	12	Carlin Motorsport	GBR	Christian Hahn	BRA			Dallara F317 Spiess	Carlin Motorsport	223.6	7	223.6	9	223.1	10	222.2	8	220.8	12	222.6
14	33	Team Motopark	DEU	Marino Sato	JPN			Dallara F317 Spiess	Team Motopark	223.1	8	223.1	11	222.6	10	222.6	14	221.3	6	222.5
15	2	RP Motorsport	ITA	Artem Petrov	RUS			Dallara F317 Piedrafita	RP Motorsport	222.6	6	222.2	8	220.8	7	220.8	9	219.0	5	221.1
16	1	RP Motorsport	ITA	Javier Gonzalez	MEX	R	6	Dallara F317 Piedrafita	RP Motorsport	221.3	9	220.8	6	220.8	7	220.8	8	220.4	10	220.8
17	3	RP Motorsport	ITA	Pierre Louis Chovet	FRA	R	7	Dallara F317 Piedrafita	RP Motorsport	221.3	8	220.8	7	220.8	10	220.4	6	219.0	9	220.5
18	11	Carlin Motorsport	GBR	Teppei Natori	JPN	R	8	Dallara F317 Spiess	Carlin Motorsport	221.3	7	221.3	13	220.8	8	220.8	10	219.5	6	220.7
19	99	Drivex School	ESP	Rui Andrade	AGO	R	9	Dallara F317 Piedrafita	Drivex School	220.8	4	220.8	14	219.9	8	219.9	9	219.9	10	220.3
20	31	Carlin Motorsport	GBR	Billy Monger	GBR	R	10	Dallara F317 Spiess	Carlin Motorsport	220.4	7	219.5	9	219.0	5	219.0	8	219.0	10	219.4
21	5	Tsimpris Motorsport	GRC	Dimitrios Tsimpris	GRC	R	11	Dallara F317 Piedrafita	Tsimpris Motorsport	217.7	9	217.3	6	216.4	11	215.5	7	215.1	4	216.4



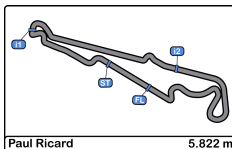


Paul Ricard
Euroformula Open
Free Practice - 3
Fastest Laps Sequence



Lap	Time of Day	Session Time	Nº	Entrant	Nat	Driver	Nat	Cat	Chassis - Engine	Team	Time	Km/h
2	16:44:46.438	4:46.438	63	Carlin Motorsport	GBR	Nicolai Kjaergaard	DNK	R	Dallara F317 Spiess	Carlin Motorsport	2:05.327	167.2
2	16:45:31.082	5:31.082	18	Team Motopark	DEU	Julian Hanses	DEU		Dallara F317 Spiess	Team Motopark	2:04.128	168.8
3	16:47:45.391	7:45.391	21	Fortec Motorsport	GBR	Calan Williams	AUS		Dallara F317 HWA	Fortec Motorsport	2:03.544	169.6
3	16:47:52.212	7:52.212	51	Teo Martin	ESP	Aldo Festante	ITA		Dallara F317 HWA	Teo Martin	2:00.124	174.4
3	16:48:27.793	8:27.793	77	Teo Martin	ESP	Guilherme Samaia	BRA		Dallara F317 HWA	Teo Martin	1:58.825	176.3
4	16:49:49.018	9:49.018	7	Double R	GBR	Jack Doohan	AUS	R	Dallara F317 HWA	Double R	1:58.503	176.8
4	16:51:02.507	11:02.507	30	Team Motopark	DEU	Liam Lawson	NZL	R	Dallara F317 Spiess	Team Motopark	1:58.356	177.0
5	16:52:22.543	12:22.543	26	Double R	GBR	Linus Lundqvist	SWE	R	Dallara F317 HWA	Double R	1:58.123	177.4
6	16:54:20.543	14:20.543	26	Double R	GBR	Linus Lundqvist	SWE	R	Dallara F317 HWA	Double R	1:58.000	177.6
6	16:54:21.831	14:21.831	77	Teo Martin	ESP	Guilherme Samaia	BRA		Dallara F317 HWA	Teo Martin	1:57.232	178.7
7	16:56:19.004	16:19.004	77	Teo Martin	ESP	Guilherme Samaia	BRA		Dallara F317 HWA	Teo Martin	1:57.173	178.8
8	17:02:02.563	22:02.563	12	Carlin Motorsport	GBR	Christian Hahn	BRA		Dallara F317 Spiess	Carlin Motorsport	1:56.881	179.3



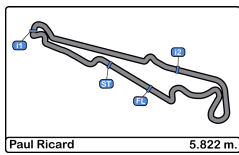


Paul Ricard
Euroformula Open
Free Practice - 3
Event Best Maximum Speed



Nº	Entrant	Nat	Driver	Nat	Cat	Clas	Chassis - Engine	Team	Km/h	Session
26	Double R		Linus Lundqvist		R	1	Dallara F317 HWA	Double R	230.7	Free Practice - 3
3	RP Motorsport		Pierre Louis Chovet		R	2	Dallara F317 Piedrafita	RP Motorsport	230.2	Free Practice - 2
30	Team Motopark		Liam Lawson		R	3	Dallara F317 Spiess	Team Motopark	229.2	Free Practice - 3
8	Teo Martin		Lukas Dunner				Dallara F317 HWA	Teo Martin	228.8	Free Practice - 3
14	Team Motopark		Yuki Tsunoda		R	4	Dallara F317 Spiess	Team Motopark	228.8	Free Practice - 3
20	Fortec Motorsport		Cameron Das				Dallara F317 HWA	Fortec Motorsport	228.3	Free Practice - 2
51	Teo Martin		Aldo Festante				Dallara F317 HWA	Teo Martin	228.3	Free Practice - 3
21	Fortec Motorsport		Calan Williams				Dallara F317 HWA	Fortec Motorsport	227.8	Free Practice - 3
77	Teo Martin		Guilherme Samaia				Dallara F317 HWA	Teo Martin	227.3	Free Practice - 3
7	Double R		Jack Doohan		R	5	Dallara F317 HWA	Double R	226.8	Free Practice - 2
66	Drivex School		Petru Florescu				Dallara F317 Piedrafita	Drivex School	226.4	Free Practice - 3
99	Drivex School		Rui Andrade		R	6	Dallara F317 Piedrafita	Drivex School	225.4	Free Practice - 1
12	Carlin Motorsport		Christian Hahn				Dallara F317 Spiess	Carlin Motorsport	225.4	Free Practice - 2
18	Team Motopark		Julian Hanses				Dallara F317 Spiess	Team Motopark	225.0	Free Practice - 3
2	RP Motorsport		Artem Petrov				Dallara F317 Piedrafita	RP Motorsport	224.0	Free Practice - 2
63	Carlin Motorsport		Nicolai Kjaergaard		R	7	Dallara F317 Spiess	Carlin Motorsport	224.0	Free Practice - 3
33	Team Motopark		Marino Sato				Dallara F317 Spiess	Team Motopark	223.6	Free Practice - 2
1	RP Motorsport		Javier Gonzalez		R	8	Dallara F317 Piedrafita	RP Motorsport	222.6	Free Practice - 2
11	Carlin Motorsport		Teppey Natori		R	9	Dallara F317 Spiess	Carlin Motorsport	222.2	Free Practice - 2
31	Carlin Motorsport		Billy Monger		R	10	Dallara F317 Spiess	Carlin Motorsport	220.4	Free Practice - 3
5	Tsimpris Motorsport		Dimitrios Tsimpris		R	11	Dallara F317 Piedrafita	Tsimpris Motorsport	217.7	Free Practice - 3





Paul Ricard
Euroformula Open
Free Practice - 3
Pit Stop Analysis



1 Javier Gonzalez R RP Motorsport
Dallara F317 Piedrafita

Nr.	In Day Time	In Time	Out Time	Pit Time	T. Pit Time	Handicap	Penalty
1	16:45:00.119	16:45:00.119	16:46:06.572	1:06.453	1:06.453		
2	16:48:36.794	16:48:36.794	16:49:05.633	28.839	1:35.292		
3	16:51:27.308	16:51:27.308	16:55:56.334	4:29.026	6:04.318		

2 Artem Petrov RP Motorsport
Dallara F317 Piedrafita

Nr.	In Day Time	In Time	Out Time	Pit Time	T. Pit Time	Handicap	Penalty
1	16:43:52.386	16:43:52.386	16:45:10.024	1:17.638	1:17.638		
2	16:47:30.744	16:47:30.744	16:48:04.577	33.833	1:51.471		
3	16:50:21.836	16:50:21.836	16:53:45.801	3:23.965	5:15.436		

3 Pierre Louis Chovet R RP Motorsport
Dallara F317 Piedrafita

Nr.	In Day Time	In Time	Out Time	Pit Time	T. Pit Time	Handicap	Penalty
1	16:43:35.933	16:43:35.933	16:45:06.248	1:30.315	1:30.315		
2	16:47:25.241	16:47:25.241	16:47:55.728	30.487	2:00.802		
3	16:50:15.823	16:50:15.823	16:55:45.729	5:29.906	7:30.708		

5 Dimitrios Tsimpris R Tsimpris Motorsport
Dallara F317 Piedrafita

Nr.	In Day Time	In Time	Out Time	Pit Time	T. Pit Time	Handicap	Penalty
1	16:42:43.110	16:42:43.110	16:43:27.377	44.267	44.267		
2	17:00:08.279	17:00:08.279	17:02:21.126	2:12.847	2:57.114		

7 Jack Doohan R Double R
Dallara F317 HWA

Nr.	In Day Time	In Time	Out Time	Pit Time	T. Pit Time	Handicap	Penalty
1	16:42:13.587	16:42:13.587	16:42:44.757	31.170	31.170		
2	16:45:04.280	16:45:04.280	16:45:40.980	36.700	1:07.870		

8 Lukas Dunner Teo Martin Motorsport
Dallara F317 HWA

Nr.	In Day Time	In Time	Out Time	Pit Time	T. Pit Time	Handicap	Penalty
1	16:42:32.301	16:42:32.301	16:43:48.469	1:16.168	1:16.168		

11 Teppei Natori R Carlin Motorsport
Dallara F317 Spiess

Nr.	In Day Time	In Time	Out Time	Pit Time	T. Pit Time	Handicap	Penalty
1	16:42:25.485	16:42:25.485	16:43:29.424	1:03.939	1:03.939		
2	16:45:39.613	16:45:39.613	16:48:37.566	2:57.953	4:01.892		

12 Christian Hahn Carlin Motorsport
Dallara F317 Spiess

Nr.	In Day Time	In Time	Out Time	Pit Time	T. Pit Time	Handicap	Penalty
1	16:42:36.820	16:42:36.820	16:44:10.079	1:33.259	1:33.259		
2	16:46:29.933	16:46:29.933	16:47:02.263	32.330	2:05.589		
3	16:49:12.914	16:49:12.914	16:51:18.692	2:05.778	4:11.367		

14 Yuki Tsunoda R Team Motopark
Dallara F317 Spiess

Nr.	In Day Time	In Time	Out Time	Pit Time	T. Pit Time	Handicap	Penalty
1	16:43:01.076	16:43:01.076	16:44:44.542	1:43.466	1:43.466		

18 Julian Hanses Team Motopark
Dallara F317 Spiess

Nr.	In Day Time	In Time	Out Time	Pit Time	T. Pit Time	Handicap	Penalty
1	16:47:35.809	16:47:35.809	16:48:12.106	36.297	36.297		

26 Linus Lundqvist R Double R
Dallara F317 HWA

Nr.	In Day Time	In Time	Out Time	Pit Time	T. Pit Time	Handicap	Penalty
1	16:42:24.013	16:42:24.013	16:43:19.572	55.559	55.559		
2	16:45:29.854	16:45:29.854	16:46:19.317	49.463	1:45.022		

30 Liam Lawson R Team Motopark
Dallara F317 Spiess

Nr.	In Day Time	In Time	Out Time	Pit Time	T. Pit Time	Handicap	Penalty
1	16:43:17.111	16:43:17.111	16:44:53.979	1:36.868	1:36.868		

31 Billy Monger R Carlin Motorsport
Dallara F317 Spiess

Nr.	In Day Time	In Time	Out Time	Pit Time	T. Pit Time	Handicap	Penalty
1	16:42:39.101	16:42:39.101	16:44:33.114	1:54.013	1:54.013		
2	16:46:48.684	16:46:48.684	16:47:18.851	30.167	2:24.180		
3	16:49:33.339	16:49:33.339	16:51:51.642	2:18.303	4:42.483		

33 Marino Sato Team Motopark
Dallara F317 Spiess

Nr.	In Day Time	In Time	Out Time	Pit Time	T. Pit Time	Handicap	Penalty
1	16:43:05.027	16:43:05.027	16:45:24.772	2:19.745	2:19.745		

51 Aldo Festante Teo Martin Motorsport
Dallara F317 HWA

Nr.	In Day Time	In Time	Out Time	Pit Time	T. Pit Time	Handicap	Penalty
1	16:42:27.892	16:42:27.892	16:43:40.289	1:12.397	1:12.397		

63 Nicolai Kjaergaard R Carlin Motorsport
Dallara F317 Spiess

Nr.	In Day Time	In Time	Out Time	Pit Time	T. Pit Time	Handicap	Penalty
1	16:47:01.519	16:47:01.519	16:49:32.030	2:30.511	2:30.511		

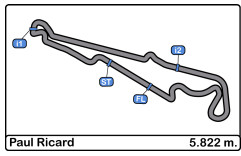
66 Petru Florescu Drivex School
Dallara F317 Piedrafita

Nr.	In Day Time	In Time	Out Time	Pit Time	T. Pit Time	Handicap	Penalty
1	16:42:22.377	16:42:22.377	16:43:02.260	39.883	39.883		
2	16:45:12.909	16:45:12.909	16:45:55.737	42.828	1:22.711		
3	16:48:02.408	16:48:02.408	16:53:37.379	5:34.971	6:57.682		

77 Guilherme Samaia Teo Martin Motorsport
Dallara F317 HWA

Nr.	In Day Time	In Time	Out Time	Pit Time	T. Pit Time	Handicap	Penalty
1	16:42:37.310	16:42:37.310	16:44:21.414	1:44.104	1:44.104		
2	17:08:17.121	17:08:17.121	17:08:42.648	25.527	2:09.631		

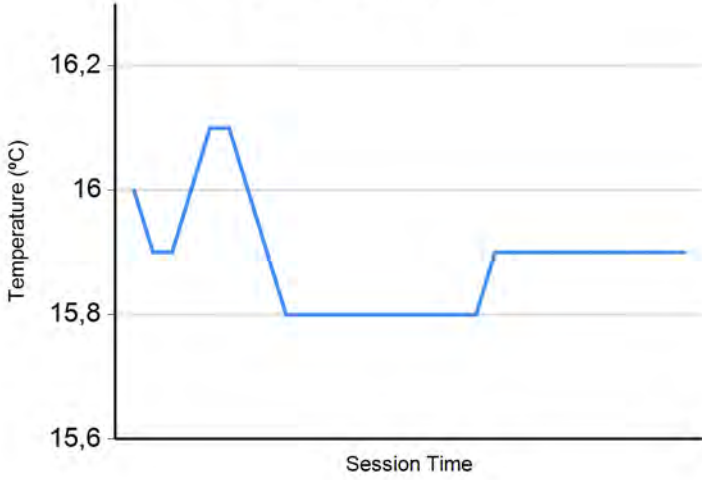




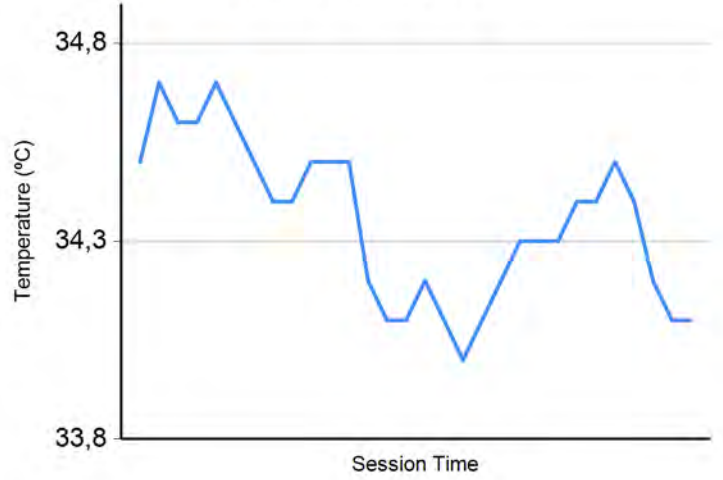
Paul Ricard
Euroformula Open
Free Practice - 3
Weather Report



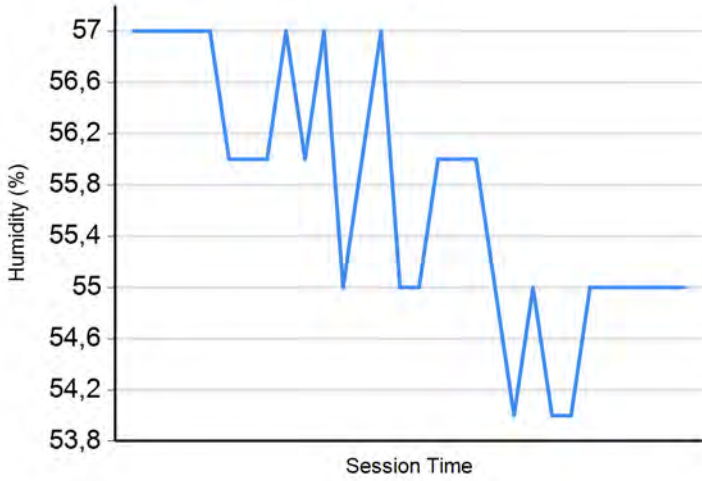
Air Temperature



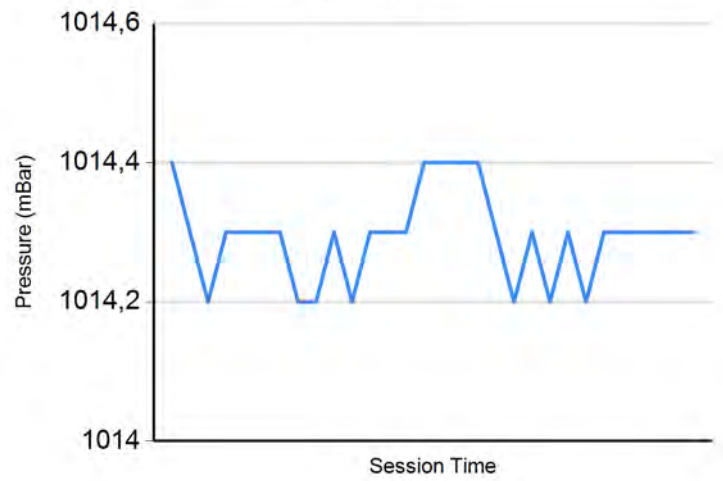
Track Temperature



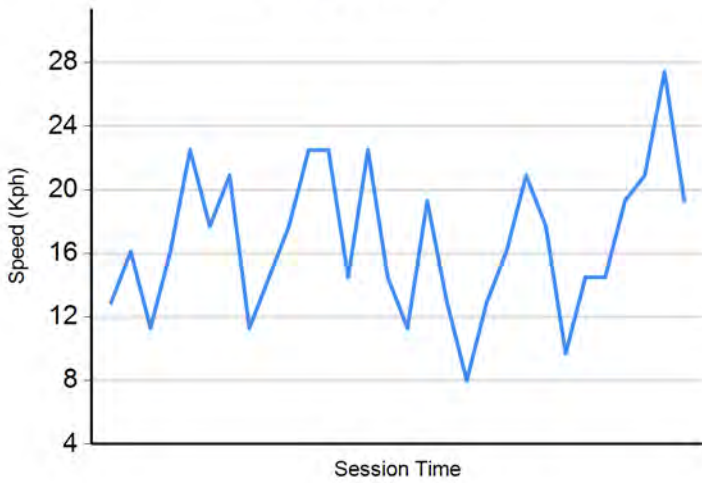
Humidity



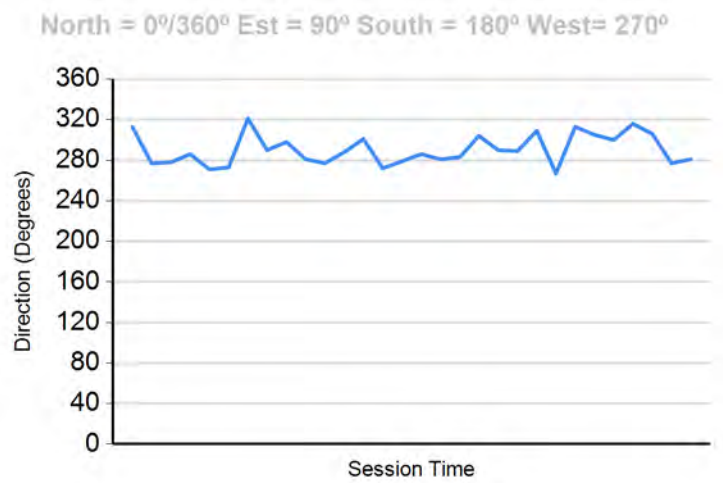
Pressure

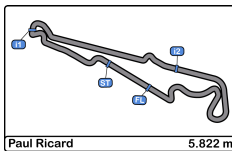


Wind Speed



Wind direction





Paul Ricard
Euroformula Open
Free Practice - 1 - 2 - 3
Results

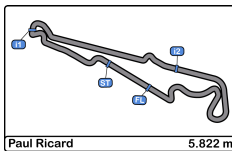


Cls	Nº	Entrant	Nat	Driver	Nat	Cat	Cls	Chassis	Team	Laps	Free Practice - 1	Free Practice - 2	Free Practice - 3	Best	Gap	Interval	Km/h			
1	77	Teo Martin Motorsport	ES	Guilherme Samaia	BR			Dallara F317 HWA	Teo Martin Motorsport	22		1:56.574	7	1:57.173	7	1:56.574		179.7		
2	12	Carlin Motorsport	GB	Christian Hahn	BR			Dallara F317 Spiess	Carlin Motorsport	28	2:07.242	2	1:58.303	11	1:56.881	8	1:56.881	0.307	0.307	179.3
3	30	Team Motopark	DE	Liam Lawson	NZ	R	1	Dallara F317 Spiess	Team Motopark	27		1:57.019	11	1:57.398	10	1:57.019	0.445	0.138	179.1	
4	8	Teo Martin Motorsport	ES	Lukas Dunner	AU			Dallara F317 HWA	Teo Martin Motorsport	21		1:57.056	6	1:57.523	10	1:57.056	0.482	0.037	179.0	
5	14	Team Motopark	DE	Yuki Tsunoda	JP	R	2	Dallara F317 Spiess	Team Motopark	26		1:57.078	11	1:57.302	13	1:57.078	0.504	0.022	179.0	
6	33	Team Motopark	DE	Marino Sato	JP			Dallara F317 Spiess	Team Motopark	20		1:57.647	5	1:57.210	13	1:57.210	0.636	0.132	178.8	
7	20	Fortec Motorsport	GB	Cameron Das	US			Dallara F317 HWA	Fortec Motorsport	20		1:57.239	7	1:58.180	10	1:57.239	0.665	0.029	178.7	
8	11	Carlin Motorsport	GB	Teppei Natori	JP	R	3	Dallara F317 Spiess	Carlin Motorsport	25		1:58.250	13	1:57.244	9	1:57.244	0.670	0.005	178.7	
9	26	Double R	GB	Linus Lundqvist	SE	R	4	Dallara F317 HWA	Double R	26		1:57.444	11	1:57.457	10	1:57.444	0.870	0.200	178.4	
10	51	Teo Martin Motorsport	ES	Aldo Festante	ITA			Dallara F317 HWA	Teo Martin Motorsport	24		1:57.834	8	1:57.448	13	1:57.448	0.874	0.004	178.4	
11	63	Carlin Motorsport	GB	Nicolai Kjaergaard	DN	R	5	Dallara F317 Spiess	Carlin Motorsport	25		1:59.254	13	1:57.880	10	1:57.880	1.306	0.432	177.8	
12	7	Double R	GB	Jack Doohan	AU	R	6	Dallara F317 HWA	Double R	28		1:57.884	12	1:57.892	9	1:57.884	1.310	0.004	177.7	
13	21	Fortec Motorsport	GB	Calan Williams	AU			Dallara F317 HWA	Fortec Motorsport	23		1:57.972	9	1:58.038	9	1:57.972	1.398	0.088	177.6	
14	18	Team Motopark	DE	Julian Hanses	DE			Dallara F317 Spiess	Team Motopark	27		1:58.042	11	1:58.203	14	1:58.042	1.468	0.070	177.5	
15	66	Drivex School	ES	Petru Florescu	RO			Dallara F317 Piedrafita	Drivex School	20		2:00.269	5	1:58.089	10	1:58.089	1.515	0.047	177.4	
16	31	Carlin Motorsport	GB	Billy Monger	GB	R	7	Dallara F317 Spiess	Carlin Motorsport	20		2:00.563	8	1:58.183	8	1:58.183	1.609	0.094	177.3	
17	2	RP Motorsport	ITA	Artem Petrov	RU			Dallara F317 Piedrafita	RP Motorsport	26	2:12.233	2	1:58.667	13	1:59.002	8	1:58.667	2.093	0.484	176.6
18	1	RP Motorsport	ITA	Javier Gonzalez	ME	R	8	Dallara F317 Piedrafita	RP Motorsport	23	2:21.023	2	1:58.762	9	1:58.964	8	1:58.762	2.188	0.095	176.4
19	3	RP Motorsport	ITA	Pierre Louis Chovet	FR	R	9	Dallara F317 Piedrafita	RP Motorsport	25	2:28.209	2	1:59.316	12	1:59.587	9	1:59.316	2.742	0.554	175.6
20	99	Drivex School	ES	Rui Andrade	AG	R	10	Dallara F317 Piedrafita	Drivex School	37	2:06.207	9	2:01.425	12	1:59.560	13	1:59.560	2.986	0.244	175.3
21	5	Tsimpris Motorsport	GR	Dimitrios Tsimpris	GR	R	11	Dallara F317 Piedrafita	Tsimpris Motorsport	20		2:04.999	6	2:02.028	11	2:02.028	5.454	2.468	171.7	

Published at:.....

Stewards:	Race Director:	Timekeeper:





Paul Ricard
Euroformula Open
Qualifying - 1
Provisional Results



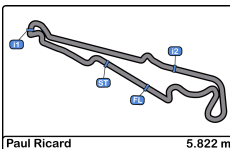
Clas	Nº	Entrant	Nat	Driver	Nat	Cat	Clas	Chassis - Engine	Team	Laps	Best	Time	Gap	Interval	Km/h
1	8	Teo Martin Motorsport	ESP	Lukas Dunner	AUT			Dallara F317 HWA	Teo Martin Motorsport	10	10	1:55.486			181.4
2	14	Team Motopark	DE	Yuki Tsunoda	JPN	R	1	Dallara F317 Spiess	Team Motopark	12	12	1:55.512	0.026	0.026	181.4
3	30	Team Motopark	DE	Liam Lawson	NZL	R	2	Dallara F317 Spiess	Team Motopark	12	11	1:55.750	0.264	0.238	181.0
4	33	Team Motopark	DE	Marino Sato	JPN			Dallara F317 Spiess	Team Motopark	12	12	1:56.044	0.558	0.294	180.6
5	11	Carlin Motorsport	GB	Teppei Natori	JPN	R	3	Dallara F317 Spiess	Carlin Motorsport	10	9	1:56.169	0.683	0.125	180.4
6	18	Team Motopark	DE	Julian Hanes	DE			Dallara F317 Spiess	Team Motopark	12	8	1:56.240	0.754	0.071	180.3
7	51	Teo Martin Motorsport	ESP	Aldo Festante	ITA			Dallara F317 HWA	Teo Martin Motorsport	11	11	1:56.356	0.870	0.116	180.1
8	77	Teo Martin Motorsport	ESP	Guilherme Samaia	BR			Dallara F317 HWA	Teo Martin Motorsport	10	10	1:56.416	0.930	0.060	180.0
9	12	Carlin Motorsport	GB	Christian Hahn	BR			Dallara F317 Spiess	Carlin Motorsport	11	11	1:56.530	1.044	0.114	179.8
10	26	Double R	GB	Linus Lundqvist	SW	R	4	Dallara F317 HWA	Double R	12	10	1:56.808	1.322	0.278	179.4
11	20	Fortec Motorsport	GB	Cameron Das	US			Dallara F317 HWA	Fortec Motorsport	12	10	1:56.843	1.357	0.035	179.3
12	7	Double R	GB	Jack Doohan	AU	R	5	Dallara F317 HWA	Double R	12	10	1:56.930	1.444	0.087	179.2
13	2	RP Motorsport	ITA	Artem Petrov	RU			Dallara F317 Piedrafita	RP Motorsport	12	10	1:57.117	1.631	0.187	178.9
14	63	Carlin Motorsport	GB	Nicolai Kjaergaard	DN	R	6	Dallara F317 Spiess	Carlin Motorsport	11	10	1:57.189	1.703	0.072	178.8
15	21	Fortec Motorsport	GB	Calan Williams	AU			Dallara F317 HWA	Fortec Motorsport	13	9	1:57.355	1.869	0.166	178.5
16	1	RP Motorsport	ITA	Javier Gonzalez	ME	R	7	Dallara F317 Piedrafita	RP Motorsport	12	10	1:57.402	1.916	0.047	178.5
17	66	Drivex School	ESP	Petru Florescu	RO			Dallara F317 Piedrafita	Drivex School	12	9	1:57.697	2.211	0.295	178.0
18	3	RP Motorsport	ITA	Pierre Louis Chovet	FRA	R	8	Dallara F317 Piedrafita	RP Motorsport	11	11	1:57.966	2.480	0.269	177.6
19	31	Carlin Motorsport	GB	Billy Monger	GB	R	9	Dallara F317 Spiess	Carlin Motorsport	9	9	1:59.075	3.589	1.109	176.0
20	99	Drivex School	ESP	Rui Andrade	AG	R	10	Dallara F317 Piedrafita	Drivex School	12	12	1:59.385	3.899	0.310	175.5
21	5	Tsimpris Motorsport	GR	Dimitrios Tsimpris	GR	R	11	Dallara F317 Piedrafita	Tsimpris Motorsport	8	8	2:00.277	4.791	0.892	174.2

CAR 14 TIME 2:02.744 DISALLOWED TRACK LIMITS AT T 6
 CAR 26 TIME 1:59.326 DISALLOWED TRACK LIMITS AT T 6
 CAR 2 TIME 2:01.110 DISALLOWED TRACK LIMITS AT T 6
 CAR 99 TIME 2:01.079 DISALLOWED TRACK LIMITS AT T 8
 CAR 20 TIME 1:58.099 DISALLOWED TRACK LIMITS AT T 6

Published at:..... Track Temp: 19.3 °C Air Temp: 12.6 °C Humidity: 57 % Track Status: DRY

Stewards:	Race Director:	Timekeeper: 
-----------	----------------	---





Paul Ricard
Euroformula Open
Qualifying - 1
Provisional Results



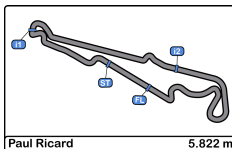
CAR 20 TIME 1:57.482 DISALLOWED TRACK LIMITS AT T 6
 CAR 31 TIME 2:00.182 DISALLOWED TRACK LIMITS AT T 6
 CAR 2 TIME 1:57.835 DISALLOWED TRACK LIMITS AT T 6
 CAR 7 TIME 1:57.371 DISALLOWED TRACK LIMITS AT T 6
 CAR 51 TIME 1:56.530 DISALLOWED TRACK LIMITS AT T 6
 CAR 31 TIME 1:59.786 DISALLOWED TRACK LIMITS AT T 6
 CAR 33 TIME 1:56.123 DISALLOWED TRACK LIMITS AT T 6

Published at:.....

Track Temp: 19.3 °C Air Temp: 12.6 °C Humidity: 57 % Track Status: DRY

Stewards:	Race Director:	Timekeeper: 
------------------	-----------------------	---





Paul Ricard
Euroformula Open
Qualifying - 1
Provisional Results by Class



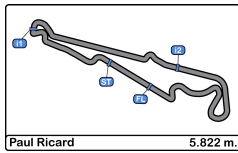
Clas	Nº	Entrant	Nat	Driver	Nat	Cat	Clas	Chassis - Engine	Team	Laps	Best	Time	Gap	Interval	Km/h
1	8	Teo Martin	ESP	Lukas Dunner	ESP	AUT		Dallara F317 HWA	Teo Martin	10	10	1:55.486			181.4
2	33	Team Motopark	DEU	Marino Sato	JPN			Dallara F317 Spiess	Team Motopark	12	12	1:56.044	0.558	0.558	180.6
3	18	Team Motopark	DEU	Julian Hanses	DEU			Dallara F317 Spiess	Team Motopark	12	8	1:56.240	0.754	0.196	180.3
4	51	Teo Martin	ESP	Aldo Festante	ITA			Dallara F317 HWA	Teo Martin	11	11	1:56.356	0.870	0.116	180.1
5	77	Teo Martin	ESP	Guilherme Samaia	BRA			Dallara F317 HWA	Teo Martin	10	10	1:56.416	0.930	0.060	180.0
6	12	Carlin Motorsport	GBR	Christian Hahn	BRA			Dallara F317 Spiess	Carlin Motorsport	11	11	1:56.530	1.044	0.114	179.8
7	20	Fortec Motorsport	GBR	Cameron Das	USA			Dallara F317 HWA	Fortec Motorsport	12	10	1:56.843	1.357	0.313	179.3
8	2	RP Motorsport	ITA	Artem Petrov	RUS			Dallara F317 Piedrafita	RP Motorsport	12	10	1:57.117	1.631	0.274	178.9
9	21	Fortec Motorsport	GBR	Calan Williams	AUS			Dallara F317 HWA	Fortec Motorsport	13	9	1:57.355	1.869	0.238	178.5
10	66	Drivex School	ESP	Petru Florescu	ROU			Dallara F317 Piedrafita	Drivex School	12	9	1:57.697	2.211	0.342	178.0
Rookie															
1	14	Team Motopark	DEU	Yuki Tsunoda	JPN	R	1	Dallara F317 Spiess	Team Motopark	12	12	1:55.512			181.4
2	30	Team Motopark	DEU	Liam Lawson	NZL	R	2	Dallara F317 Spiess	Team Motopark	12	11	1:55.750	0.238	0.238	181.0
3	11	Carlin Motorsport	GBR	Teppei Natori	JPN	R	3	Dallara F317 Spiess	Carlin Motorsport	10	9	1:56.169	0.657	0.419	180.4
4	26	Double R	GBR	Linus Lundqvist	SWE	R	4	Dallara F317 HWA	Double R	12	10	1:56.808	1.296	0.639	179.4
5	7	Double R	GBR	Jack Doohan	AUS	R	5	Dallara F317 HWA	Double R	12	10	1:56.930	1.418	0.122	179.2
6	63	Carlin Motorsport	GBR	Nicolai Kjaergaard	DNK	R	6	Dallara F317 Spiess	Carlin Motorsport	11	10	1:57.189	1.677	0.259	178.8
7	1	RP Motorsport	ITA	Javier Gonzalez	MEX	R	7	Dallara F317 Piedrafita	RP Motorsport	12	10	1:57.402	1.890	0.213	178.5
8	3	RP Motorsport	ITA	Pierre Louis Chovet	FRA	R	8	Dallara F317 Piedrafita	RP Motorsport	11	11	1:57.966	2.454	0.564	177.6
9	31	Carlin Motorsport	GBR	Billy Monger	GBR	R	9	Dallara F317 Spiess	Carlin Motorsport	9	9	1:59.075	3.563	1.109	176.0
10	99	Drivex School	ESP	Rui Andrade	AGO	R	10	Dallara F317 Piedrafita	Drivex School	12	12	1:59.385	3.873	0.310	175.5
11	5	Tsimpris Motorsport	GRC	Dimitrios Tsimpris	GRC	R	11	Dallara F317 Piedrafita	Tsimpris Motorsport	8	8	2:00.277	4.765	0.892	174.2

Published at:.....

Track Temp: 19.3 °C Air Temp: 12.6 °C Humidity: 57 % Track Status: DRY

Stewards:	Race Director:	Timekeeper:





Paul Ricard
Euroformula Open
Qualifying - 1
Lap Analysis



1	Javier Gonzalez	R	Dallara F317 Piedrafita RP Motorsport	5	Dimitrios Tsimpris	R	Dallara F317 Piedrafita Tsimpris Motorsport
----------	-----------------	---	---	----------	--------------------	---	---

Lap	D	Time	Sector 1	Sector 2	Sector 3	T. Spd	Elapsed	Lap	D	Time	Sector 1	Sector 2	Sector 3	T. Spd	Elapsed
1		9:57:45.691	9:56:10.283	41.056	54.352		9:57:45.691	1		10:00:34.160	9:58:56.857	41.931	55.372		10:00:34.160
2		2:27.511 P	37.105	39.914	1:10.492	214.2	10:00:13.202	2		2:05.802	35.199	39.226	51.377	207.6	10:02:39.962
3		3:46.362	2:14.199	39.732	52.431		10:03:59.564	3		2:03.388	34.457	37.870	51.061	210.9	10:04:43.350
4		2:03.746	35.402	38.047	50.297	209.7	10:06:03.310	4		2:06.950	34.649	40.251	52.050	213.0	10:06:50.300
5		2:00.360	32.906	36.280	51.174	220.4	10:08:03.670	5		4:16.648 P	1:15.468	1:20.658	1:40.522	103.8	10:11:06.948
6		1:58.307	32.670	36.342	49.295	219.9	10:10:01.977	6		5:05.418	3:37.138	37.757	50.523		10:16:12.366
7		1:57.767	32.449	36.302	49.016	221.3	10:11:59.744	7		2:01.723	34.241	37.281	50.201	213.0	10:18:14.089
8		1:57.708	32.489	36.151	49.068	220.8	10:13:57.452	8		2:00.277	33.655	37.007	49.615	215.1	10:20:14.366
9		1:57.474	32.349	36.217	48.908	222.2	10:15:54.926	9			33.607	36.864		213.4	
10		1:57.402	32.270	36.174	48.958	221.3	10:17:52.328	7 Jack Doohan R Dallara F317 HWA Double R							
11		1:58.089	32.206	36.569	49.314	219.0	10:19:50.417								
12		2:14.065 P	32.451	36.631	1:04.983	218.6	10:22:04.482								

2	Artem Petrov		Dallara F317 Piedrafita RP Motorsport				
----------	--------------	--	---	--	--	--	--

Lap	D	Time	Sector 1	Sector 2	Sector 3	T. Spd	Elapsed	Lap	D	Time	Sector 1	Sector 2	Sector 3	T. Spd	Elapsed
1		9:57:42.248	9:56:05.756	41.078	55.414		9:57:42.248	1		9:58:40.259	9:57:02.803	41.538	55.918		9:58:40.259
2		2:19.294 P	36.940	39.031	1:03.323	218.6	10:00:01.542	2		2:08.767	36.526	39.538	52.703	213.0	10:00:49.026
3		3:25.244	1:54.684	38.862	51.698	153.6	10:03:26.786	3		2:03.259	34.811	37.949	50.499	217.3	10:02:52.285
4		2:01.110	33.853	37.238	50.019	219.0	10:05:27.896	4		2:00.135	33.474	36.467	50.194	219.0	10:04:52.420
5		2:07.916	35.440	36.750	55.726	221.7	10:07:35.812	5		1:58.519	32.831	36.348	49.340	219.0	10:06:50.939
6		1:59.965	33.338	36.939	49.688	220.4	10:09:35.777	6		1:58.180	32.766	36.303	49.111	220.4	10:08:49.119
7		1:57.845	32.581	36.339	48.925	224.5	10:11:33.622	7		1:57.477	32.497	36.212	48.768	219.0	10:10:46.596
8		1:57.835	32.522	36.343	48.970	220.8	10:13:31.457	8		1:57.506	32.597	36.186	48.723	221.3	10:12:44.102
9		1:57.437	32.437	36.119	48.881	220.8	10:15:28.894	9		1:57.371	32.337	36.107	48.927	220.8	10:14:41.473
10		1:57.117	32.226	36.209	48.682	222.6	10:17:26.011	10		1:56.930	32.213	36.174	48.543	220.8	10:16:38.403
11		2:11.333	34.866	42.417	54.050	220.4	10:19:37.344	11		1:57.099	32.399	36.048	48.652	219.0	10:18:35.502
12		1:57.305	32.282	36.274	48.749	220.4	10:21:34.649	12		1:57.184	32.247	36.315	48.622	219.0	10:20:32.686
13			35.665	38.095		221.7		13			35.347	37.675		218.6	

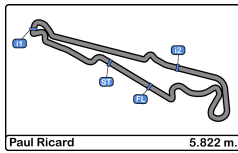
3	Pierre Louis Chovet	R	Dallara F317 Piedrafita RP Motorsport	8	Lukas Dunner		Dallara F317 HWA Teo Martin Motorsport
----------	---------------------	---	---	----------	--------------	--	---

Lap	D	Time	Sector 1	Sector 2	Sector 3	T. Spd	Elapsed	Lap	D	Time	Sector 1	Sector 2	Sector 3	T. Spd	Elapsed
1		9:57:44.398	9:56:06.571	41.275	56.552		9:57:44.398	1		9:57:47.500	9:56:12.363	40.614	54.523		9:57:47.500
2		2:23.762 P	36.845	38.489	1:08.428	213.8	10:00:08.160	2		2:23.506 P	36.516	37.935	1:09.055	220.4	10:00:11.006
3		4:00.945	2:31.346	38.147	51.452		10:04:09.105	3		6:12.281	4:37.730	40.626	53.925		10:06:23.287
4		2:01.737	34.666	37.003	50.068	221.7	10:06:10.842	4		2:06.361	36.292	38.060	52.009	198.8	10:08:29.648
5		2:01.854	33.162	37.853	50.839	220.4	10:08:12.696	5		2:05.722	37.368	37.308	51.046	215.5	10:10:35.370
6		1:59.665	32.916	37.032	49.717	219.9	10:10:12.361	6		2:00.966	34.553	37.465	48.948	215.1	10:12:36.336
7		1:58.381	33.051	36.295	49.035	220.8	10:12:10.742	7		1:57.464	32.684	36.017	48.763	221.3	10:14:33.800
8		1:58.418	33.128	36.126	49.164	220.4	10:14:09.160	8		1:56.573	32.171	35.929	48.473	221.3	10:16:30.373
9		1:58.501	33.112	36.204	49.185	220.8	10:16:07.661	9		1:56.335	32.062	36.045	48.228	221.7	10:18:26.708
10		1:58.410	33.121	36.237	49.052	221.3	10:18:06.071	10		1:55.486	31.682	35.888	47.916	222.2	10:20:22.194
11		1:57.966	32.776	36.134	49.056	220.4	10:20:04.037	11			38.305	40.180		221.7	
12			36.892	38.818		219.5									

11	Teppei Natori	R	Dallara F317 Spiess Carlin Motorsport				
-----------	---------------	---	--	--	--	--	--

Lap	D	Time	Sector 1	Sector 2	Sector 3	T. Spd	Elapsed
1		9:57:44.462	9:56:08.520	40.702	55.240		9:57:44.462
2		5:29.463 P	40.342	38.903	4:10.218	204.5	10:03:13.925
3		2:37.009	1:00.293	41.627	55.089		10:05:50.934
4		2:05.658	36.044	38.075	51.539	196.7	10:07:56.592
5		1:58.020	32.630	36.164	49.226	218.6	10:09:54.612
6		1:57.560	32.601	35.994	48.965	220.8	10:11:52.172
7		1:56.939	32.370	35.943	48.626	219.0	10:13:49.111
8		2:07.917	32.496	38.107	57.314	220.4	10:15:57.028
9		1:56.169	32.253	35.675	48.241	219.9	10:17:53.197
10		2:12.483	34.330	40.216	57.937	224.0	10:20:05.680
11			36.822	38.459		219.0	





Paul Ricard
Euroformula Open
Qualifying - 1
Lap Analysis



12 Christian Hahn Dallara F317 Spiess **20** Cameron Das Dallara F317 HWA
Carlin Motorsport Fortec Motorsport

Lap	D	Time	Sector 1	Sector 2	Sector 3	T. Spd	Elapsed	Lap	D	Time	Sector 1	Sector 2	Sector 3	T. Spd	Elapsed
1		9:57:38.832	9:56:00.693	40.520	57.619		9:57:38.832	1		9:58:17.830	9:56:32.001	46.240	59.589		9:58:17.830
2		5:12.548 P	37.858	38.901	3:55.789	196.7	10:02:51.380	2		2:20.061	39.855	41.254	58.952	169.8	10:00:37.891
3		2:35.338	1:00.628	40.036	54.674		10:05:26.718	3		2:18.293	36.581	40.711	1:01.001	185.8	10:02:56.184
4		2:11.952	38.598	39.284	54.070	197.4	10:07:38.670	4		2:08.256	35.727	39.091	53.438	197.8	10:05:04.440
5		2:17.894	36.411	41.926	59.557	190.8	10:09:56.564	5		2:04.067	35.920	38.142	50.005	184.9	10:07:08.507
6		2:01.223	34.060	36.994	50.169	219.9	10:11:57.787	6		1:59.611	33.794	36.517	49.300	223.1	10:09:08.118
7		1:57.873	32.759	36.360	48.754	219.0	10:13:55.660	7		1:58.099	32.459	36.299	49.341	222.6	10:11:06.217
8		1:56.876	32.302	36.093	48.481	220.8	10:15:52.536	8		1:57.482	32.280	36.400	48.802	222.2	10:13:03.699
9		2:04.937	32.217	36.259	56.461	221.3	10:17:57.473	9		1:57.050	32.191	36.033	48.826	223.1	10:15:00.749
10		1:56.547	32.205	36.126	48.216	221.3	10:19:54.020	10		1:56.843	32.137	35.983	48.723	224.0	10:16:57.592
11		1:56.530	32.095	36.220	48.215	220.8	10:21:50.550	11		1:57.482	32.495	35.925	49.062	227.3	10:18:55.074
12			37.069	43.926		221.7		12		1:57.429	32.226	36.129	49.074	221.7	10:20:52.503

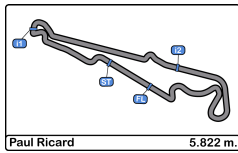
14 Yuki Tsunoda R Dallara F317 Spiess **21** Calan Williams Dallara F317 HWA
Team Motopark Fortec Motorsport

Lap	D	Time	Sector 1	Sector 2	Sector 3	T. Spd	Elapsed	Lap	D	Time	Sector 1	Sector 2	Sector 3	T. Spd	Elapsed
1		9:57:24.210	9:55:49.268	40.706	54.236		9:57:24.210	1		9:57:29.853	9:55:53.909	39.944	56.000		9:57:29.853
2		2:02.744	34.289	37.317	51.138	212.5	9:59:26.954	2		2:09.322	34.989	38.441	55.892	220.8	9:59:39.175
3		1:57.552	32.892	36.172	48.488	220.4	10:01:24.506	3		2:04.575	34.534	36.955	53.086	222.6	10:01:43.750
4		2:08.277 P	32.555	36.499	59.223	221.3	10:03:32.783	4		2:01.733	34.320	36.818	50.595	217.7	10:03:45.483
5		3:54.147	2:14.966	42.445	56.736		10:07:26.930	5		1:59.122	32.980	36.566	49.576	222.2	10:05:44.605
6		2:07.810	35.408	38.831	53.571	199.2	10:09:34.740	6		1:58.504	32.889	36.335	49.280	221.3	10:07:43.109
7		1:56.212	32.329	35.869	48.014	221.3	10:11:30.952	7		1:58.097	32.564	36.379	49.154	222.2	10:09:41.206
8		1:55.858	32.082	35.748	48.028	220.4	10:13:26.810	8		1:57.671	32.544	36.188	48.939	223.6	10:11:38.877
9		1:55.748	32.069	35.789	47.890	223.1	10:15:22.558	9		1:57.355	32.441	36.131	48.783	221.7	10:13:36.232
10		2:07.847	31.904	36.279	59.664	224.5	10:17:30.405	10		1:57.492	32.409	36.183	48.900	223.1	10:15:33.724
11		1:55.878	32.051	35.952	47.875	219.5	10:19:26.283	11		1:57.359	32.312	36.354	48.693	222.6	10:17:31.083
12		1:55.512	31.894	35.850	47.768	222.2	10:21:21.795	12		2:00.520	34.142	36.768	49.610	225.4	10:19:31.603
13			37.792	41.162		204.1		13		1:58.914	32.683	36.820	49.411	222.6	10:21:30.517

18 Julian Hanses Dallara F317 Spiess **26** Linus Lundqvist R Dallara F317 HWA
Team Motopark Double R

Lap	D	Time	Sector 1	Sector 2	Sector 3	T. Spd	Elapsed	Lap	D	Time	Sector 1	Sector 2	Sector 3	T. Spd	Elapsed
1		9:57:22.160	9:55:48.842	39.186	54.132		9:57:22.160	1		9:58:34.321	9:56:56.471	42.315	55.535		9:58:34.321
2		2:06.763	35.235	37.816	53.712	194.9	9:59:28.923	2		2:08.861	36.740	38.548	53.573	218.6	10:00:43.182
3		2:07.960 P	32.685	36.153	59.122	220.8	10:01:36.883	3		2:04.595	34.868	39.446	50.281	220.8	10:02:47.777
4		3:41.069	2:09.012	39.392	52.665		10:05:17.952	4		1:59.326	33.288	36.685	49.353	220.4	10:04:47.103
5		2:03.835	34.763	37.340	51.732	209.7	10:07:21.787	5		1:58.440	32.854	36.391	49.195	221.7	10:06:45.543
6		1:57.159	32.381	36.145	48.633	221.3	10:09:18.946	6		1:58.078	32.867	36.339	48.872	222.6	10:08:43.621
7		1:58.343	32.565	35.923	49.855	219.9	10:11:17.289	7		1:57.750	32.598	36.329	48.823	222.2	10:10:41.371
8		1:56.240	32.073	35.937	48.230	216.8	10:13:13.529	8		1:59.366	32.835	37.113	49.418	226.8	10:12:40.737
9		2:00.445	32.030	36.199	52.216	220.8	10:15:13.974	9		1:57.279	32.516	36.069	48.694	223.6	10:14:38.016
10		2:02.900	33.943	39.334	49.623	219.5	10:17:16.874	10		1:56.808	32.307	36.091	48.410	222.2	10:16:34.824
11		1:56.291	32.201	35.725	48.365	220.4	10:19:13.165	11		1:57.230	32.463	36.096	48.671	221.7	10:18:32.054
12		1:56.330	32.107	35.903	48.320	219.5	10:21:09.495	12		1:57.012	32.238	36.198	48.576	221.3	10:20:29.066
13			34.881	40.938		221.7		13			37.189	37.798		220.8	





Paul Ricard
Euroformula Open
Qualifying - 1
Lap Analysis



30

Liam Lawson

R

Dallara F317 Spiess

51

Aldo Festante

Dallara F317 HWA

Team Motopark

Teo Martin Motorsport

Lap	D	Time	Sector 1	Sector 2	Sector 3	T. Spd	Elapsed	Lap	D	Time	Sector 1	Sector 2	Sector 3	T. Spd	Elapsed
1		9:57:25.917	9:55:48.367	42.660	54.890		9:57:25.917	1		10:01:48.050	10:00:16.790	39.048	52.212		10:01:48.050
2		2:07.979	35.524	37.494	54.961	223.1	9:59:33.896	2		2:02.547	34.557	37.998	49.992	219.0	10:03:50.597
3		2:09.494	32.546	36.305	1:00.643	222.2	10:01:43.390	3		1:58.730	32.847	36.610	49.273	220.8	10:05:49.327
4		2:06.668 P	33.603	36.277	56.788	216.8	10:03:50.058	4		1:58.481	32.530	36.560	49.391	222.2	10:07:47.808
5		3:59.926	2:31.858	38.039	50.029		10:07:49.984	5		1:57.618	32.479	36.280	48.859	221.3	10:09:45.426
6		2:00.023	32.768	36.193	51.062	220.8	10:09:50.007	6		1:56.789	32.115	36.000	48.674	224.0	10:11:42.215
7		1:55.931	31.982	35.891	48.058	223.1	10:11:45.938	7		1:56.655	32.066	36.046	48.543	222.6	10:13:38.870
8		1:55.835	31.937	35.790	48.108	221.7	10:13:41.773	8		1:56.530	32.058	36.153	48.319	223.6	10:15:35.400
9		1:59.270	31.856	35.958	51.456	223.6	10:15:41.043	9		1:56.545	32.015	36.138	48.392	225.4	10:17:31.945
10		2:03.567	31.916	38.979	52.672	223.1	10:17:44.610	10		1:56.494	32.088	36.140	48.266	225.4	10:19:28.439
11		1:55.750	31.966	35.880	47.904	220.8	10:19:40.360	11		1:56.356	32.043	36.017	48.296	224.0	10:21:24.795
12		1:58.152	31.873	36.153	50.126	223.1	10:21:38.512	12			35.501	40.366		224.0	
13			41.990	54.423		191.1									

31

Billy Monger

R

Dallara F317 Spiess

63

Nicolai Kjaergaard

R

Dallara F317 Spiess

Carlin Motorsport

Carlin Motorsport

Lap	D	Time	Sector 1	Sector 2	Sector 3	T. Spd	Elapsed	Lap	D	Time	Sector 1	Sector 2	Sector 3	T. Spd	Elapsed
1		10:03:12.661 P	9:56:02.749	45.110	6:24.802		10:03:12.661	1		9:57:34.916	9:55:56.269	41.785	56.862		9:57:34.916
2		2:39.377	59.581	40.237	59.559		10:05:52.038	2		4:44.429 P	37.697	40.016	3:26.716	200.3	10:02:19.345
3		2:07.758	35.949	38.553	53.256	219.9	10:07:59.796	3		2:39.518	58.703	42.367	58.448		10:04:58.863
4		2:04.447	33.934	38.025	52.488	217.3	10:10:04.243	4		2:15.537	37.685	40.979	56.873	200.7	10:07:14.400
5		2:00.182	32.809	36.998	50.375	220.8	10:12:04.425	5		2:08.365	36.369	39.383	52.613	200.3	10:09:22.765
6		2:01.434	32.726	36.767	51.941	219.5	10:14:05.859	6		2:00.894	34.043	37.109	49.742	220.4	10:11:23.659
7		1:59.786	32.665	36.712	50.409	219.5	10:16:05.645	7		1:59.567	33.081	35.994	50.492	218.6	10:13:23.226
8		2:03.216	32.731	40.015	50.470	219.0	10:18:08.861	8		1:57.953	32.844	36.115	48.994	224.0	10:15:21.179
9		1:59.075	32.769	36.833	49.473	220.8	10:20:07.936	9		1:57.657	32.802	36.205	48.650	221.7	10:17:18.836
10			35.837	38.920		219.9		10		1:57.189	32.679	35.829	48.681	220.8	10:19:16.025
								11		1:57.486	32.643	35.932	48.911	220.8	10:21:13.511
								12			36.607	38.881		211.3	

33

Marino Sato

Dallara F317 Spiess

66

Petru Florescu

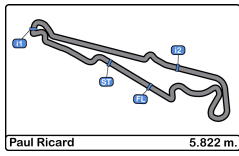
Dallara F317

Team Motopark

Piedrafita

Lap	D	Time	Sector 1	Sector 2	Sector 3	T. Spd	Elapsed	Lap	D	Time	Sector 1	Sector 2	Sector 3	T. Spd	Elapsed
1		9:57:27.606	9:55:50.661	41.276	55.669		9:57:27.606	1		9:57:15.176	9:55:42.330	40.126	52.720		9:57:15.176
2		2:08.924	34.899	37.164	56.861	221.7	9:59:36.530	2		2:03.375	34.603	37.735	51.037	212.1	9:59:18.551
3		2:09.793 P	33.049	36.101	1:00.643	221.3	10:01:46.323	3		2:08.049 P	33.361	36.641	58.047	220.4	10:01:26.600
4		3:33.953	2:00.136	40.965	52.852		10:05:20.276	4		3:34.493	2:02.888	39.587	52.018		10:05:01.093
5		2:07.615	34.611	39.199	53.805	219.9	10:07:27.891	5		2:09.717	36.615	41.219	51.883	208.4	10:07:10.810
6		2:00.646	33.025	36.154	51.467	222.6	10:09:28.537	6		1:59.924	33.374	36.658	49.892	224.0	10:09:10.734
7		1:56.737	32.443	35.909	48.385	221.7	10:11:25.274	7		1:57.999	32.670	36.296	49.033	223.1	10:11:08.733
8		1:56.720	32.322	35.824	48.574	221.3	10:13:21.994	8		1:58.050	32.513	36.500	49.037	222.6	10:13:06.783
9		1:56.123	32.072	35.847	48.204	221.7	10:15:18.117	9		1:57.697	32.489	36.294	48.914	223.1	10:15:04.480
10		1:57.551	32.312	36.323	48.916	222.6	10:17:15.668	10		1:57.719	32.419	36.170	49.130	222.6	10:17:02.199
11		2:04.465	39.290	36.780	48.395	90.0	10:19:20.133	11		2:01.827	32.469	37.537	51.821	221.7	10:19:04.026
12		1:56.044	32.027	35.932	48.085	221.7	10:21:16.177	12		2:19.783 P	38.158	39.516	1:02.109	220.8	10:21:23.809
13			38.343	40.940		187.1									





Paul Ricard
Euroformula Open
Qualifying - 1
Lap Analysis



77 Guilherme Samaia Dallara F317 HWA

Teo Martin Motorsport

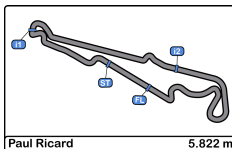
Lap	D	Time	Sector 1	Sector 2	Sector 3	T. Spd	Elapsed
1		9:57:46.562	9:56:11.665	40.642	54.255		9:57:46.562
2		2:23.300 P	36.593	37.322	1:09.385	221.7	10:00:09.862
3		6:20.679	4:48.737	40.020	51.922		10:06:30.541
4		2:03.634	34.415	37.275	51.944	219.0	10:08:34.175
5		2:06.707	37.848	37.941	50.918	216.8	10:10:40.882
6		1:57.713	32.736	36.052	48.925	219.5	10:12:38.595
7		2:05.256	32.371	41.067	51.818	221.7	10:14:43.851
8		1:56.954	32.215	35.943	48.796	222.2	10:16:40.805
9		1:56.534	<u>32.156</u>	35.877	48.501	220.8	10:18:37.339
10		<u>1:56.416</u>	32.219	<u>35.811</u>	<u>48.386</u>	220.8	10:20:33.755
11			34.846	37.999		222.6	

99 Rui Andrade R Dallara F317 Piedrafita

Drivex School

Lap	D	Time	Sector 1	Sector 2	Sector 3	T. Spd	Elapsed
1		9:58:41.647	9:56:59.688	45.546	56.413		9:58:41.647
2		2:08.493	36.183	39.336	52.974	205.3	10:00:50.140
3		2:04.341	34.411	37.513	52.417	219.0	10:02:54.481
4		2:01.499	34.239	<u>36.273</u>	50.987	218.6	10:04:55.980
5		2:01.079	33.723	36.868	50.488	218.6	10:06:57.059
6		2:00.670	33.454	36.873	50.343	219.9	10:08:57.729
7		2:00.380	33.328	36.885	50.167	219.0	10:10:58.109
8		1:59.586	33.204	36.707	<u>49.675</u>	219.5	10:12:57.695
9		1:59.669	32.990	36.638	50.041	219.5	10:14:57.364
10		1:59.553	33.052	36.601	49.900	219.9	10:16:56.917
11		2:09.643	36.097	42.009	51.537	218.1	10:19:06.560
12		<u>1:59.385</u>	<u>32.900</u>	36.554	49.931	219.0	10:21:05.945
13			36.285	38.456		218.6	



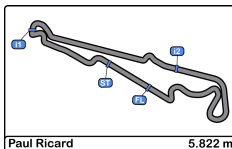


Paul Ricard
Euroformula Open
Qualifying - 1
Best Sectors Results



Sector - 1				Sector - 2				Sector - 3				Ideal Lap vs Best Lap				
Clas	Nº	Driver	Time	Nº	Driver	Time	Nº	Driver	Time	Clas	Nº	Driver	Ideal Lap	Best Lap	Clas	
1	8	Lukas Dunner	31.682	11	Teppei Natori	35.675	14	Yuki Tsunoda	47.768	1	14	Yuki Tsunoda	1:55.410	1:55.512	2	
2	30	Liam Lawson	31.856	18	Julian Hanses	35.725	30	Liam Lawson	47.904	2	8	Lukas Dunner	1:55.486	1:55.486	1	
3	14	Yuki Tsunoda	31.894	14	Yuki Tsunoda	35.748	8	Lukas Dunner	47.916	3	30	Liam Lawson	1:55.550	1:55.750	3	
4	51	Aldo Festante	32.015	30	Liam Lawson	35.790	33	Marino Sato	48.085	4	33	Marino Sato	1:55.936	1:56.044	4	
5	33	Marino Sato	32.027	77	Guilherme Samaia	35.811	12	Christian Hahn	48.215	5	18	Julian Hanses	1:55.985	1:56.240	6	
6	18	Julian Hanses	32.030	33	Marino Sato	35.824	18	Julian Hanses	48.230	6	11	Teppei Natori	1:56.169	1:56.169	5	
7	12	Christian Hahn	32.095	63	Nicolai Kjaergaard	35.829	11	Teppei Natori	48.241	7	51	Aldo Festante	1:56.281	1:56.356	7	
8	20	Cameron Das	32.137	8	Lukas Dunner	35.888	51	Aldo Festante	48.266	8	77	Guilherme Samaia	1:56.353	1:56.416	8	
9	77	Guilherme Samaia	32.156	20	Cameron Das	35.925	77	Guilherme Samaia	48.386	9	12	Christian Hahn	1:56.403	1:56.530	9	
10	1	Javier Gonzalez	32.206	51	Aldo Festante	36.000	26	Linus Lundqvist	48.410	10	26	Linus Lundqvist	1:56.717	1:56.808	10	
11	7	Jack Doohan	32.213	7	Jack Doohan	36.048	7	Jack Doohan	48.543	11	20	Cameron Das	1:56.785	1:56.843	11	
12	2	Artem Petrov	32.226	26	Linus Lundqvist	36.069	63	Nicolai Kjaergaard	48.650	12	7	Jack Doohan	1:56.804	1:56.930	12	
13	26	Linus Lundqvist	32.238	12	Christian Hahn	36.093	2	Artem Petrov	48.682	13	2	Artem Petrov	1:57.027	1:57.117	13	
14	11	Teppei Natori	32.253	2	Artem Petrov	36.119	21	Calan Williams	48.693	14	63	Nicolai Kjaergaard	1:57.122	1:57.189	14	
15	21	Calan Williams	32.312	3	Pierre Louis Chovet	36.126	20	Cameron Das	48.723	15	21	Calan Williams	1:57.136	1:57.355	15	
16	66	Petru Florescu	32.419	21	Calan Williams	36.131	1	Javier Gonzalez	48.908	16	1	Javier Gonzalez	1:57.265	1:57.402	16	
17	63	Nicolai Kjaergaard	32.643	1	Javier Gonzalez	36.151	66	Petru Florescu	48.914	17	66	Petru Florescu	1:57.503	1:57.697	17	
18	31	Billy Monger	32.665	66	Petru Florescu	36.170	3	Pierre Louis Chovet	49.035	18	3	Pierre Louis Chovet	1:57.937	1:57.966	18	
19	3	Pierre Louis Chovet	32.776	99	Rui Andrade	36.273	31	Billy Monger	49.473	19	99	Rui Andrade	1:58.848	1:59.385	20	
20	99	Rui Andrade	32.900	31	Billy Monger	36.712	5	Dimitrios Tsimpris	49.615	20	31	Billy Monger	1:58.850	1:59.075	19	
21	5	Dimitrios Tsimpris	33.607	5	Dimitrios Tsimpris	36.864	99	Rui Andrade	49.675	21	5	Dimitrios Tsimpris	2:00.086	2:00.277	21	



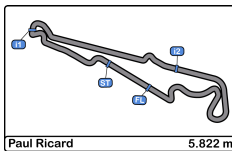


Paul Ricard
Euroformula Open
Qualifying - 1
Best 5 Lap Times



Cls	Nº	Entrant	Nat	Driver	Nat	Cat	Cls	Chassis - Engine	Team	Best 1		Best 2		Best 3		Best 4		Best 5	
										Time	Lap	Time	Lap	Time	Lap	Time	Lap	Time	Lap
1	8	Teo Martin Motorsport	ESP	Lukas Dunner	AUT			Dallara F317 HWA	Teo Martin Motorsport	1:55.486	10	1:56.335	9	1:56.573	8	1:57.464	7	2:00.966	6
2	14	Team Motopark	DEU	Yuki Tsunoda	JPN	R	1	Dallara F317 Spiess	Team Motopark	1:55.512	12	1:55.748	9	1:55.858	8	1:55.878	11	1:56.212	7
3	30	Team Motopark	DEU	Liam Lawson	NZL	R	2	Dallara F317 Spiess	Team Motopark	1:55.750	11	1:55.835	8	1:55.931	7	1:58.152	12	1:59.270	9
4	33	Team Motopark	DEU	Marino Sato	JPN			Dallara F317 Spiess	Team Motopark	1:56.044	12	1:56.720	8	1:56.737	7	1:57.551	10	2:00.646	6
5	11	Carlin Motorsport	GBR	Teppei Natori	JPN	R	3	Dallara F317 Spiess	Carlin Motorsport	1:56.169	9	1:56.939	7	1:57.560	6	1:58.020	5	2:05.658	4
6	18	Team Motopark	DEU	Julian Hanses	DEU			Dallara F317 Spiess	Team Motopark	1:56.240	8	1:56.291	11	1:56.330	12	1:57.159	6	1:58.343	7
7	51	Teo Martin Motorsport	ESP	Aldo Festante	ITA			Dallara F317 HWA	Teo Martin Motorsport	1:56.356	11	1:56.494	10	1:56.545	9	1:56.655	7	1:56.789	6
8	77	Teo Martin Motorsport	ESP	Guilherme Samaia	BRA			Dallara F317 HWA	Teo Martin Motorsport	1:56.416	10	1:56.534	9	1:56.954	8	1:57.713	6	2:03.634	4
9	12	Carlin Motorsport	GBR	Christian Hahn	BRA			Dallara F317 Spiess	Carlin Motorsport	1:56.530	11	1:56.547	10	1:56.876	8	1:57.873	7	2:01.223	6
10	26	Double R	GBR	Linus Lundqvist	SWE	R	4	Dallara F317 HWA	Double R	1:56.808	10	1:57.012	12	1:57.230	11	1:57.279	9	1:57.750	7
11	20	Fortec Motorsport	GBR	Cameron Das	USA			Dallara F317 HWA	Fortec Motorsport	1:56.843	10	1:57.050	9	1:57.429	12	1:57.482	11	1:59.611	6
12	7	Double R	GBR	Jack Doohan	AUS	R	5	Dallara F317 HWA	Double R	1:56.930	10	1:57.099	11	1:57.184	12	1:57.477	7	1:57.506	8
13	2	RP Motorsport	ITA	Artem Petrov	RUS			Dallara F317 Piedrafita	RP Motorsport	1:57.117	10	1:57.305	12	1:57.437	9	1:57.845	7	1:59.965	6
14	63	Carlin Motorsport	GBR	Nicolai Kjaergaard	DNK	R	6	Dallara F317 Spiess	Carlin Motorsport	1:57.189	10	1:57.486	11	1:57.657	9	1:57.953	8	1:59.567	7
15	21	Fortec Motorsport	GBR	Calan Williams	AUS			Dallara F317 HWA	Fortec Motorsport	1:57.355	9	1:57.359	11	1:57.492	10	1:57.671	8	1:58.097	7
16	1	RP Motorsport	ITA	Javier Gonzalez	MEX	R	7	Dallara F317 Piedrafita	RP Motorsport	1:57.402	10	1:57.474	9	1:57.708	8	1:57.767	7	1:58.089	11
17	66	Drivex School	ESP	Petru Florescu	ROU			Dallara F317 Piedrafita	Drivex School	1:57.697	9	1:57.719	10	1:57.999	7	1:58.050	8	1:59.924	6
18	3	RP Motorsport	ITA	Pierre Louis Chovet	FRA	R	8	Dallara F317 Piedrafita	RP Motorsport	1:57.966	11	1:58.381	7	1:58.410	10	1:58.418	8	1:58.501	9
19	31	Carlin Motorsport	GBR	Billy Monger	GBR	R	9	Dallara F317 Spiess	Carlin Motorsport	1:59.075	9	2:01.434	6	2:03.216	8	2:04.447	4	2:07.758	3
20	99	Drivex School	ESP	Rui Andrade	AGO	R	10	Dallara F317 Piedrafita	Drivex School	1:59.385	12	1:59.553	10	1:59.586	8	1:59.669	9	2:00.380	7
21	5	Tsimpris Motorsport	GRC	Dimitrios Tsimpris	GRC	R	11	Dallara F317 Piedrafita	Tsimpris Motorsport	2:00.277	8	2:01.723	7	2:03.388	3	2:05.802	2	2:06.950	4



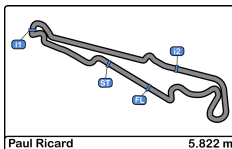


Paul Ricard
Euroformula Open
Qualifying - 1
Best 5 Top Speeds



Cls	Nº	Entrant	Nat	Driver	Nat	Cat	Cls	Chassis - Engine	Team	Top 1		Top 2		Top 3		Top 4		Top 5		Avg
										Km/h	Lap	Km/h	Lap	Km/h	Lap	Km/h	Lap	Km/h	Lap	
1	20	Fortec Motorsport	GBR	Cameron Das	USA			Dallara F317 HWA	Fortec Motorsport	227.3	11	224.0	10	223.1	6	223.1	9	222.6	7	224.0
2	26	Double R	GBR	Linus Lundqvist	SWE	R	1	Dallara F317 HWA	Double R	226.8	8	223.6	9	222.6	6	222.2	7	222.2	10	223.5
3	21	Fortec Motorsport	GBR	Calan Williams	AUS			Dallara F317 HWA	Fortec Motorsport	225.4	12	223.6	8	223.1	10	223.1	14	222.6	3	223.6
4	51	Teo Martin Motorsport	ESP	Aldo Festante	ITA			Dallara F317 HWA	Teo Martin Motorsport	225.4	9	225.4	10	224.0	6	224.0	11	224.0	12	224.6
5	2	RP Motorsport	ITA	Artem Petrov	RUS			Dallara F317 Piedrafita	RP Motorsport	224.5	7	222.6	10	221.7	5	221.7	13	220.8	8	222.3
6	14	Team Motopark	DEU	Yuki Tsunoda	JPN	R	2	Dallara F317 Spiess	Team Motopark	224.5	10	223.1	9	222.2	12	221.3	4	221.3	7	222.5
7	11	Carlin Motorsport	GBR	Teppei Natori	JPN	R	3	Dallara F317 Spiess	Carlin Motorsport	224.0	10	220.8	6	220.4	8	219.9	9	219.0	7	220.8
8	63	Carlin Motorsport	GBR	Nicolai Kjaergaard	DNK	R	4	Dallara F317 Spiess	Carlin Motorsport	224.0	8	221.7	9	220.8	10	220.8	11	220.4	6	221.5
9	66	Drivex School	ESP	Petru Florescu	ROU			Dallara F317 Piedrafita	Drivex School	224.0	6	223.1	7	223.1	9	222.6	8	222.6	10	223.1
10	30	Team Motopark	DEU	Liam Lawson	NZL	R	5	Dallara F317 Spiess	Team Motopark	223.6	9	223.1	2	223.1	7	223.1	10	223.1	12	223.2
11	33	Team Motopark	DEU	Marino Sato	JPN			Dallara F317 Spiess	Team Motopark	222.6	6	222.6	10	221.7	2	221.7	7	221.7	9	222.1
12	77	Teo Martin Motorsport	ESP	Guilherme Samaia	BRA			Dallara F317 HWA	Teo Martin Motorsport	222.6	11	222.2	8	221.7	2	221.7	7	220.8	9	221.8
13	1	RP Motorsport	ITA	Javier Gonzalez	MEX	R	6	Dallara F317 Piedrafita	RP Motorsport	222.2	9	221.3	7	221.3	10	220.8	8	220.4	5	221.2
14	8	Teo Martin Motorsport	ESP	Lukas Dunner	AUT			Dallara F317 HWA	Teo Martin Motorsport	222.2	10	221.7	9	221.7	11	221.3	7	221.3	8	221.6
15	3	RP Motorsport	ITA	Pierre Louis Chovet	FRA	R	7	Dallara F317 Piedrafita	RP Motorsport	221.7	4	221.3	10	220.8	7	220.8	9	220.4	5	221.0
16	12	Carlin Motorsport	GBR	Christian Hahn	BRA			Dallara F317 Spiess	Carlin Motorsport	221.7	12	221.3	9	221.3	10	220.8	8	220.8	11	221.2
17	18	Team Motopark	DEU	Julian Hanses	DEU			Dallara F317 Spiess	Team Motopark	221.7	13	221.3	6	220.8	3	220.8	9	220.4	11	221.0
18	7	Double R	GBR	Jack Doohan	AUS	R	8	Dallara F317 HWA	Double R	221.3	8	220.8	9	220.8	10	220.4	6	219.0	4	220.5
19	31	Carlin Motorsport	GBR	Billy Monger	GBR	R	9	Dallara F317 Spiess	Carlin Motorsport	220.8	5	220.8	9	219.9	3	219.9	10	219.5	6	220.2
20	99	Drivex School	ESP	Rui Andrade	AGO	R	10	Dallara F317 Piedrafita	Drivex School	219.9	6	219.9	10	219.5	8	219.5	9	219.0	3	219.6
21	5	Tsimpris Motorsport	GRC	Dimitrios Tsimpris	GRC	R	11	Dallara F317 Piedrafita	Tsimpris Motorsport	215.1	8	213.4	9	213.0	4	213.0	7	210.9	3	213.1



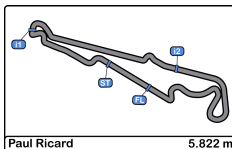


Paul Ricard
Euroformula Open
Qualifying - 1
Fastest Laps Sequence



Lap	Time of Day	Session Time	Nº	Entrant	Nat	Driver	Nat	Cat	Chassis - Engine	Team	Time	Km/h
2	9:59:18.551	4:18.551	66	Drivex School	ESP	Petru Florescu	ROU		Dallara F317 Piedrafita	Drivex School	2:03.375	169.8
3	10:01:24.506	6:24.506	14	Team Motopark	DEU	Yuki Tsunoda	JPN	R	Dallara F317 Spiess	Team Motopark	1:57.552	178.2
6	10:09:18.946	14:18.946	18	Team Motopark	DEU	Julian Hanes	DEU		Dallara F317 Spiess	Team Motopark	1:57.159	178.8
7	10:11:25.274	16:25.274	33	Team Motopark	DEU	Marino Sato	JPN		Dallara F317 Spiess	Team Motopark	1:56.737	179.5
7	10:11:30.952	16:30.952	14	Team Motopark	DEU	Yuki Tsunoda	JPN	R	Dallara F317 Spiess	Team Motopark	1:56.212	180.3
7	10:11:45.938	16:45.938	30	Team Motopark	DEU	Liam Lawson	NZL	R	Dallara F317 Spiess	Team Motopark	1:55.931	180.7
8	10:13:26.810	18:26.810	14	Team Motopark	DEU	Yuki Tsunoda	JPN	R	Dallara F317 Spiess	Team Motopark	1:55.858	180.9
8	10:13:41.773	18:41.773	30	Team Motopark	DEU	Liam Lawson	NZL	R	Dallara F317 Spiess	Team Motopark	1:55.835	180.9
9	10:15:22.558	20:22.558	14	Team Motopark	DEU	Yuki Tsunoda	JPN	R	Dallara F317 Spiess	Team Motopark	1:55.748	181.0
10	10:20:22.194	25:22.194	8	Teo Martin	ESP	Lukas Dunner	AUT		Dallara F317 HWA	Teo Martin	1:55.486	181.4



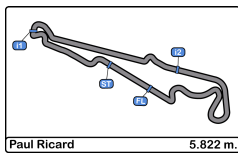


Paul Ricard
Euroformula Open
Qualifying - 1
Event Best Maximum Speed



Nº	Entrant	Nat	Driver	Nat	Cat	Clas	Chassis - Engine	Team	Km/h	Session
26	Double R		Linus Lundqvist		R	1	Dallara F317 HWA	Double R	230.7	Free Practice - 3
3	RP Motorsport		Pierre Louis Chovet		R	2	Dallara F317 Piedrafita	RP Motorsport	230.2	Free Practice - 2
30	Team Motopark		Liam Lawson		R	3	Dallara F317 Spiess	Team Motopark	229.2	Free Practice - 3
8	Teo Martin		Lukas Dunner				Dallara F317 HWA	Teo Martin	228.8	Free Practice - 3
14	Team Motopark		Yuki Tsunoda		R	4	Dallara F317 Spiess	Team Motopark	228.8	Free Practice - 3
20	Fortec Motorsport		Cameron Das				Dallara F317 HWA	Fortec Motorsport	228.3	Free Practice - 2
51	Teo Martin		Aldo Festante				Dallara F317 HWA	Teo Martin	228.3	Free Practice - 3
21	Fortec Motorsport		Calan Williams				Dallara F317 HWA	Fortec Motorsport	227.8	Free Practice - 3
77	Teo Martin		Guilherme Samaia				Dallara F317 HWA	Teo Martin	227.3	Free Practice - 3
7	Double R		Jack Doohan		R	5	Dallara F317 HWA	Double R	226.8	Free Practice - 2
66	Drivex School		Petru Florescu				Dallara F317 Piedrafita	Drivex School	226.4	Free Practice - 3
99	Drivex School		Rui Andrade		R	6	Dallara F317 Piedrafita	Drivex School	225.4	Free Practice - 1
12	Carlin Motorsport		Christian Hahn				Dallara F317 Spiess	Carlin Motorsport	225.4	Free Practice - 2
18	Team Motopark		Julian Hanses				Dallara F317 Spiess	Team Motopark	225.0	Free Practice - 3
2	RP Motorsport		Artem Petrov				Dallara F317 Piedrafita	RP Motorsport	224.5	Qualifying - 1
63	Carlin Motorsport		Nicolai Kjaergaard		R	7	Dallara F317 Spiess	Carlin Motorsport	224.0	Free Practice - 3
11	Carlin Motorsport		Teppei Natori		R	8	Dallara F317 Spiess	Carlin Motorsport	224.0	Qualifying - 1
33	Team Motopark		Marino Sato				Dallara F317 Spiess	Team Motopark	223.6	Free Practice - 2
1	RP Motorsport		Javier Gonzalez		R	9	Dallara F317 Piedrafita	RP Motorsport	222.6	Free Practice - 2
31	Carlin Motorsport		Billy Monger		R	10	Dallara F317 Spiess	Carlin Motorsport	220.8	Qualifying - 1
5	Tsimpris Motorsport		Dimitrios Tsimpris		R	11	Dallara F317 Piedrafita	Tsimpris Motorsport	217.7	Free Practice - 3





Paul Ricard
Euroformula Open
Qualifying - 1
Pit Stop Analysis



1 Javier Gonzalez R RP Motorsport
 Dallara F317 Piedrafita

Nr.	In Day Time	In Time	Out Time	Pit Time	T. Pit Time	Handicap	Penalty
1	9:59:58.398	9:59:58.398	10:01:49.097	1:50.699	1:50.699		

2 Artem Petrov RP Motorsport
 Dallara F317 Piedrafita

Nr.	In Day Time	In Time	Out Time	Pit Time	T. Pit Time	Handicap	Penalty
1	9:59:52.041	9:59:52.041	10:01:21.667	1:29.626	1:29.626		

3 Pierre Louis Chovet R RP Motorsport
 Dallara F317 Piedrafita

Nr.	In Day Time	In Time	Out Time	Pit Time	T. Pit Time	Handicap	Penalty
1	9:59:53.597	9:59:53.597	10:02:03.201	2:09.604	2:09.604		

5 Dimitrios Tsimpris R Tsimpris Motorsport
 Dallara F317 Piedrafita

Nr.	In Day Time	In Time	Out Time	Pit Time	T. Pit Time	Handicap	Penalty
1	10:10:57.541	10:10:57.541	10:14:09.521	3:11.980	3:11.980		

8 Lukas Dunner Teo Martin Motorsport
 Dallara F317 HWA

Nr.	In Day Time	In Time	Out Time	Pit Time	T. Pit Time	Handicap	Penalty
1	9:59:56.970	9:59:56.970	10:04:07.664	4:10.694	4:10.694		

11 Teppei Natori R Carlin Motorsport
 Dallara F317 Spiess

Nr.	In Day Time	In Time	Out Time	Pit Time	T. Pit Time	Handicap	Penalty
1	9:59:59.993	9:59:59.993	10:03:34.379	3:34.386	3:34.386		

12 Christian Hahn Carlin Motorsport
 Dallara F317 Spiess

Nr.	In Day Time	In Time	Out Time	Pit Time	T. Pit Time	Handicap	Penalty
1	9:59:51.193	9:59:51.193	10:03:12.161	3:20.968	3:20.968		

14 Yuki Tsunoda R Team Motopark
 Dallara F317 Spiess

Nr.	In Day Time	In Time	Out Time	Pit Time	T. Pit Time	Handicap	Penalty
1	10:03:22.296	10:03:22.296	10:05:09.733	1:47.437	1:47.437		

18 Julian Hanses Team Motopark
 Dallara F317 Spiess

Nr.	In Day Time	In Time	Out Time	Pit Time	T. Pit Time	Handicap	Penalty
1	10:01:28.119	10:01:28.119	10:03:08.467	1:40.348	1:40.348		

30 Liam Lawson R Team Motopark
 Dallara F317 Spiess

Nr.	In Day Time	In Time	Out Time	Pit Time	T. Pit Time	Handicap	Penalty
1	10:03:41.083	10:03:41.083	10:05:45.807	2:04.724	2:04.724		

31 Billy Monger R Carlin Motorsport
 Dallara F317 Spiess

Nr.	In Day Time	In Time	Out Time	Pit Time	T. Pit Time	Handicap	Penalty
1	9:58:14.479	9:58:14.479	10:03:32.792	5:18.313	5:18.313		

33 Marino Sato Team Motopark
 Dallara F317 Spiess

Nr.	In Day Time	In Time	Out Time	Pit Time	T. Pit Time	Handicap	Penalty
1	10:01:36.229	10:01:36.229	10:03:06.919	1:30.690	1:30.690		

63 Nicolai Kjaergaard R Carlin Motorsport
 Dallara F317 Spiess

Nr.	In Day Time	In Time	Out Time	Pit Time	T. Pit Time	Handicap	Penalty
1	9:59:47.207	9:59:47.207	10:02:37.207	2:50.000	2:50.000		

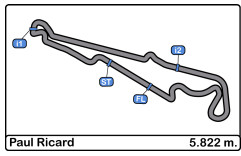
66 Petru Florescu Drivex School
 Dallara F317 Piedrafita

Nr.	In Day Time	In Time	Out Time	Pit Time	T. Pit Time	Handicap	Penalty
1	10:01:18.051	10:01:18.051	10:02:50.860	1:32.809	1:32.809		

77 Guilherme Samaia Teo Martin Motorsport
 Dallara F317 HWA

Nr.	In Day Time	In Time	Out Time	Pit Time	T. Pit Time	Handicap	Penalty
1	9:59:55.504	9:59:55.504	10:04:21.250	4:25.746	4:25.746		

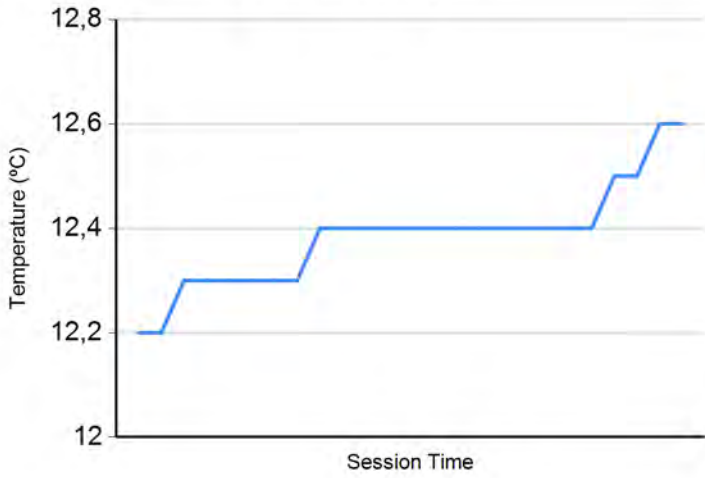




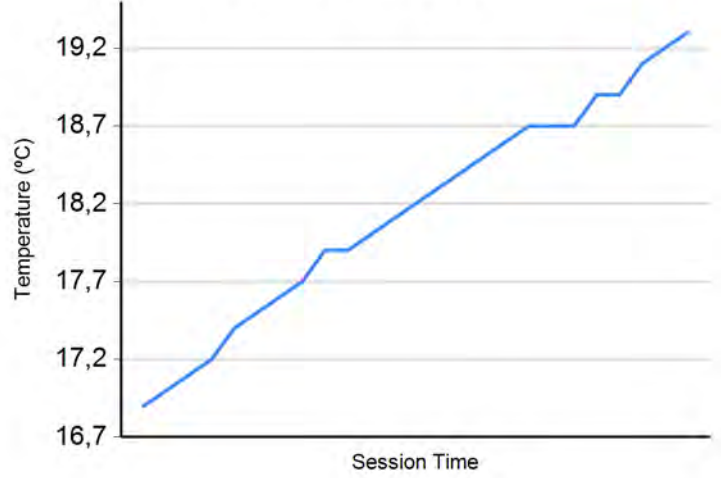
Paul Ricard
Euroformula Open
Qualifying - 1
Weather Report



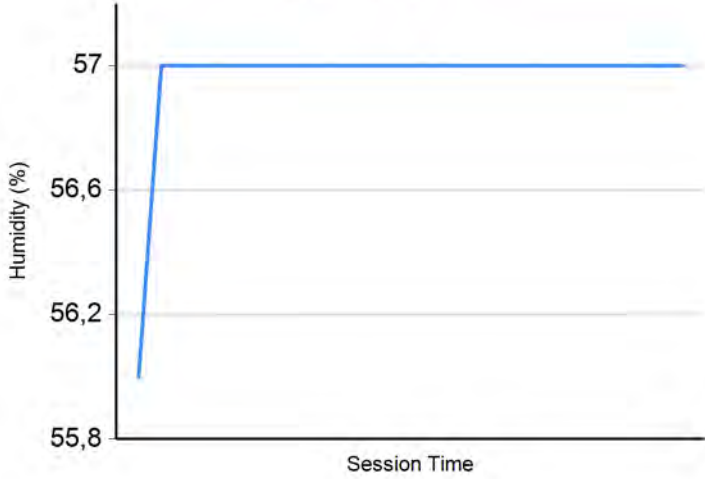
Air Temperature



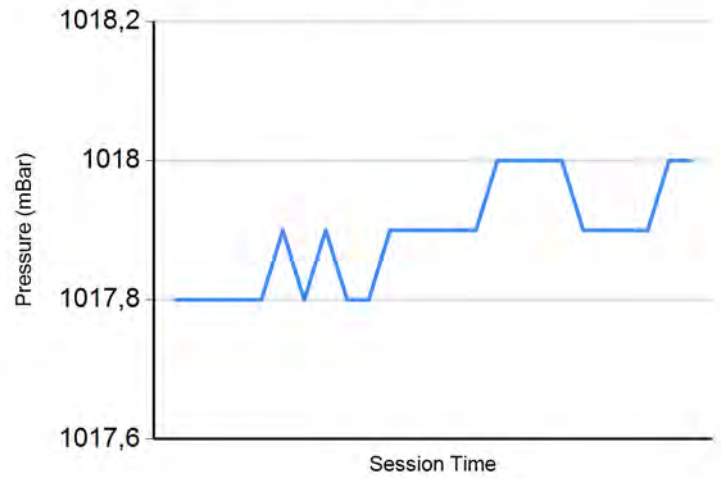
Track Temperature



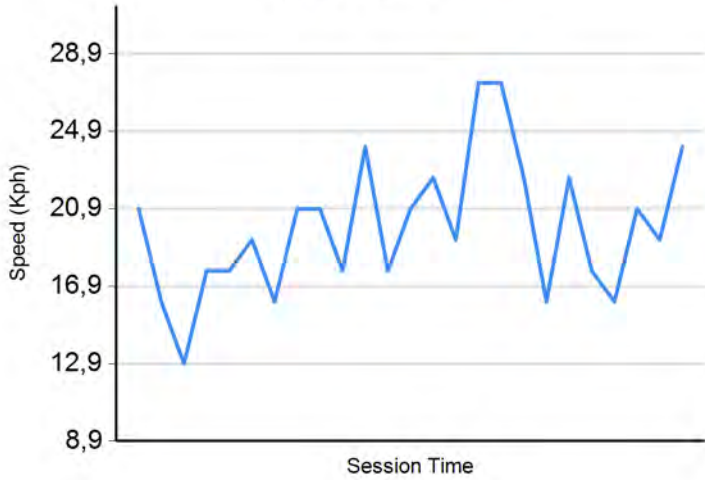
Humidity



Pressure

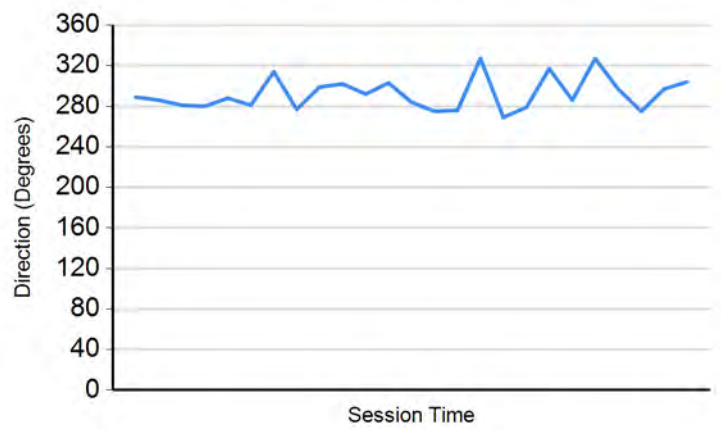


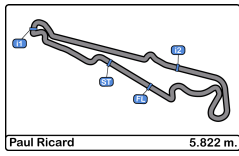
Wind Speed



Wind direction

North = 0°/360° Est = 90° South = 180° West = 270°

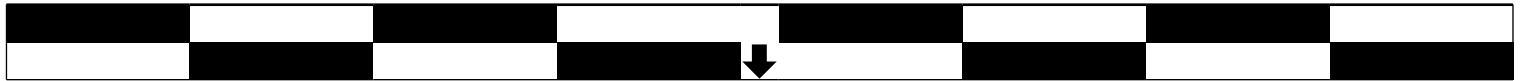




Paul Ricard
Euroformula Open
Race - 1
Starting Grid



20	99	Rui Andrade	1:59.385	.11.	21	5	Dimitrios Tsimpris	2:00.277
18	3	Pierre Louis Chovet	1:57.966	.10.	19	31	Billy Monger	1:59.075
16	1	Javier Gonzalez	1:57.402	.9.	17	66	Petru Florescu	1:57.697
14	63	Nicolai Kjaergaard	1:57.189	.8.	15	21	Calan Williams	1:57.355
12	7	Jack Doohan	1:56.930	.7.	13	2	Artem Petrov	1:57.117
10	26	Linus Lundqvist	1:56.808	.6.	11	20	Cameron Das	1:56.843
8	77	Guilherme Samaia	1:56.416	.5.	9	12	Christian Hahn	1:56.530
6	18	Julian Hanses	1:56.240	.4.	7	51	Aldo Festante	1:56.356
4	33	Marino Sato	1:56.044	.3.	5	11	Teppei Natori	1:56.169
2	14	Yuki Tsunoda	1:55.512	.2.	3	30	Liam Lawson	1:55.750
				.1.	1	8	Lukas Dunner	1:55.486



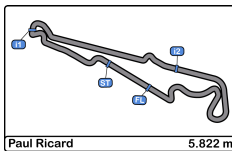
Pole

Published at:.....

Stewards:

Timekeeper:





Paul Ricard
Euroformula Open
Race - 1
Provisional Results



Cls	Nº	Entrant	Nat	Driver	Nat	Cat	Cls	Chassis - Engine	Team	Laps	Total Time	Gap	Interval	Km/h	Best	Time	Km/h
1	30	Team Motopark	DEU	Liam Lawson	NZL	R	1	Dallara F317 Spiess	Team Motopark	17	34:30.060			172.1	10	1:56.578	179.7
2	14	Team Motopark	DEU	Yuki Tsunoda	JPN	R	2	Dallara F317 Spiess	Team Motopark	17	34:31.307	1.247	1.247	172.0	10	1:56.529	179.8
3	8	Teo Martin Motorsport	ESP	Lukas Dunner	AUT			Dallara F317 HWA	Teo Martin Motorsport	17	34:31.702	1.642	0.395	171.9	10	1:56.535	179.8
4	26	Double R	GBR	Linus Lundqvist	SWE	R	3	Dallara F317 HWA	Double R	17	34:34.335	4.275	2.633	171.7	16	1:56.337	180.1
5	33	Team Motopark	DEU	Marino Sato	JPN			Dallara F317 Spiess	Team Motopark	17	34:37.261	7.201	2.926	171.5	11	1:56.801	179.4
6	11	Carlin Motorsport	GBR	Teppeï Natori	JPN	R	4	Dallara F317 Spiess	Carlin Motorsport	17	34:37.847	7.787	0.586	171.4	16	1:56.741	179.5
7	18	Team Motopark	DEU	Julian Hanses	DEU			Dallara F317 Spiess	Team Motopark	17	34:39.535	9.475	1.688	171.3	13	1:56.860	179.3
8	77	Teo Martin Motorsport	ESP	Guilherme Samaia	BRA			Dallara F317 HWA	Teo Martin Motorsport	17	34:40.054	9.994	0.519	171.2	11	1:56.316	180.1
9	7	Double R	GBR	Jack Doohan	AUS	R	5	Dallara F317 HWA	Double R	17	34:42.616	12.556	2.562	171.0	16	1:56.345	180.1
10	31	Carlin Motorsport	GBR	Billy Monger	GBR	R	6	Dallara F317 Spiess	Carlin Motorsport	17	34:56.663	26.603	14.047	169.9	11	1:57.652	178.1
11	63	Carlin Motorsport	GBR	Nicolai Kjaergaard	DNK	R	7	Dallara F317 Spiess	Carlin Motorsport	17	34:58.186	28.126	1.523	169.8	17	1:58.030	177.5
12	21	Fortec Motorsport	GBR	Calan Williams	AUS			Dallara F317 HWA	Fortec Motorsport	17	35:03.402	33.342	5.216	169.3	11	1:58.432	176.9
13	66	Drivex School	ESP	Petru Florescu	ROU			Dallara F317 Piedrafita	Drivex School	17	35:04.796	34.736	1.394	169.2	17	1:58.200	177.3
14	3	RP Motorsport	ITA	Pierre Louis Chovet	FRA	R	8	Dallara F317 Piedrafita	RP Motorsport	17	35:06.962	36.902	2.166	169.1	14	1:58.623	176.6
15	99	Drivex School	ESP	Rui Andrade	AGO	R	9	Dallara F317 Piedrafita	Drivex School	17	35:19.635	49.575	12.673	168.0	9	1:59.634	175.1
16	5	Tsimpris	GRC	Dimitrios Tsimpris	GRC	R	10	Dallara F317 Piedrafita	Tsimpris	17	35:43.300	1:13.240	23.665	166.2	8	2:01.180	172.9
Not classified: (Requirements: 75% of number laps of leader = 13 Laps)																	
12		Carlin Motorsport	GBR	Christian Hahn	BRA			Dallara F317 Spiess	Carlin Motorsport	9	19:07.972	8 Laps	8 Laps	164.3	7	1:58.341	177.1
51		Teo Martin Motorsport	ESP	Aldo Festante	ITA			Dallara F317 HWA	Teo Martin Motorsport	9	19:08.838	8 Laps	0.866	164.1	8	1:58.058	177.5
1		RP Motorsport	ITA	Javier Gonzalez	MEX	R	11	Dallara F317 Piedrafita	RP Motorsport	5	12:55.223	12 Laps	4 Laps	135.1	2	2:01.698	172.2
20		Fortec Motorsport	GBR	Cameron Das	USA			Dallara F317 HWA	Fortec Motorsport								
2		RP Motorsport	ITA	Artem Petrov	RUS			Dallara F317 Piedrafita	RP Motorsport								

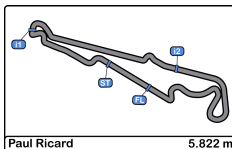
Fastest lap Guilherme Samaia in 1:56.316 at 180.2 Km/h in lap 11

Published at:.....

Track Temp: **35.3 °C** Air Temp: **16.8 °C** Humidity: **52 %** Track Status: **DRY**

Stewards:	Race Director:	Timekeeper:





Paul Ricard
Euroformula Open
Race - 1
Provisional Results by Class



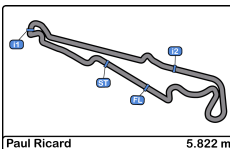
Cls	Nº	Entrant	Nat	Driver	Nat	Cat	Cls	Chassis - Engine	Team	Laps	Total Time	Gap	Interval	Km/h	Best	Time	Km/h
1	8	Teo Martin Motorsport	ESP	Lukas Dunner	AUT			Dallara F317 HWA	Teo Martin Motorsport	17	34:31.702			171.9	10	1:56.535	179.8
2	33	Team Motopark	DEU	Marino Sato	JPN			Dallara F317 Spiess	Team Motopark	17	34:37.261	7.201	5.559	171.5	11	1:56.801	179.4
3	18	Team Motopark	DEU	Julian Hanses	DEU			Dallara F317 Spiess	Team Motopark	17	34:39.535	9.475	2.274	171.3	13	1:56.860	179.3
4	77	Teo Martin Motorsport	ESP	Guilherme Samaia	BRA			Dallara F317 HWA	Teo Martin Motorsport	17	34:40.054	9.994	0.519	171.2	11	1:56.316	180.1
5	21	Fortec Motorsport	GBR	Calan Williams	AUS			Dallara F317 HWA	Fortec Motorsport	17	35:03.402	33.342	23.348	169.3	11	1:58.432	176.9
6	66	Drivex School	ESP	Petru Florescu	ROU			Dallara F317 Piedrafita	Drivex School	17	35:04.796	34.736	1.394	169.2	17	1:58.200	177.3
Not classified: (Requirements: 75% of number laps of leader = 13 Laps)																	
	12	Carlin Motorsport	GBR	Christian Hahn	BRA			Dallara F317 Spiess	Carlin Motorsport	9	19:07.972	8 Laps	8 Laps	164.3	7	1:58.341	177.1
	51	Teo Martin Motorsport	ESP	Aldo Festante	ITA			Dallara F317 HWA	Teo Martin Motorsport	9	19:08.838	8 Laps	0.866	164.1	8	1:58.058	177.5
	20	Fortec Motorsport	GBR	Cameron Das	USA			Dallara F317 HWA	Fortec Motorsport								
	2	RP Motorsport	ITA	Artem Petrov	RUS			Dallara F317 Piedrafita	RP Motorsport								
Rookie																	
1	30	Team Motopark	DEU	Liam Lawson	NZL	R	1	Dallara F317 Spiess	Team Motopark	17	34:30.060			172.1	10	1:56.578	179.7
2	14	Team Motopark	DEU	Yuki Tsunoda	JPN	R	2	Dallara F317 Spiess	Team Motopark	17	34:31.307	1.247	1.247	172.0	10	1:56.529	179.8
3	26	Double R	GBR	Linus Lundqvist	SWE	R	3	Dallara F317 HWA	Double R	17	34:34.335	4.275	3.028	171.7	16	1:56.337	180.1
4	11	Carlin Motorsport	GBR	Teppey Natori	JPN	R	4	Dallara F317 Spiess	Carlin Motorsport	17	34:37.847	7.787	3.512	171.4	16	1:56.741	179.5
5	7	Double R	GBR	Jack Doohan	AUS	R	5	Dallara F317 HWA	Double R	17	34:42.616	12.556	4.769	171.0	16	1:56.345	180.1
6	31	Carlin Motorsport	GBR	Billy Monger	GBR	R	6	Dallara F317 Spiess	Carlin Motorsport	17	34:56.663	26.603	14.047	169.9	11	1:57.652	178.1
7	63	Carlin Motorsport	GBR	Nicolai Kjaergaard	DNK	R	7	Dallara F317 Spiess	Carlin Motorsport	17	34:58.186	28.126	1.523	169.8	17	1:58.030	177.5
8	3	RP Motorsport	ITA	Pierre Louis Chovet	FRA	R	8	Dallara F317 Piedrafita	RP Motorsport	17	35:06.962	36.902	8.776	169.1	14	1:58.623	176.6
9	99	Drivex School	ESP	Rui Andrade	AGO	R	9	Dallara F317 Piedrafita	Drivex School	17	35:19.635	49.575	12.673	168.0	9	1:59.634	175.1
10	5	Tsimpris	GRC	Dimitrios Tsimpris	GRC	R	10	Dallara F317 Piedrafita	Tsimpris	17	35:43.300	1:13.240	23.665	166.2	8	2:01.180	172.9
Not classified: (Requirements: 75% of number laps of leader = 13 Laps)																	

Published at:.....

Track Temp: 35.3 °C Air Temp: 16.8 °C Humidity: 52 % Track Status: DRY

Stewards:	Race Director:	Timekeeper:





Paul Ricard
Euroformula Open
Race - 1
Provisional Results by Class



Cls	Nº	Entrant	Nat	Driver	Nat	Cat	Cls	Chassis - Engine	Team	Laps	Total Time	Gap	Interval	Km/h	Best	Time	Km/h
1		RP Motorsport	ES	Javier Gonzalez	MEX	R	11	Dallara F317 Piedrafita	RP Motorsport	5	12:55.223	12 Laps	12 Laps	135.1	2	2:01.698	172.2

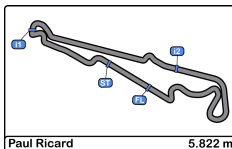
Fastest lap Guilherme Samaia in 1:56.316 at 180.2 Km/h in lap 11

Published at:.....

Track Temp: 35.3 °C Air Temp: 16.8 °C Humidity: 52 % Track Status: DRY

Stewards:	Race Director:	Timekeeper: 
-----------	----------------	--





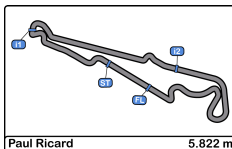
Paul Ricard
Euroformula Open
Race - 1



Provisional Classification by Driver Fastest Lap

Clas	Nº	Entrant	Nat	Driver	Nat	Cat	Clas	Chassis - Engine	Team	Laps	Best	Time	Gap	Interval	Km/h
1	77	Teo Martin Motorsport	ESP	Guilherme Samaia	BRA			Dallara F317 HWA	Teo Martin Motorsport	17	11	1:56.316			180.1
2	26	Double R	GBR	Linus Lundqvist	SWE	R	1	Dallara F317 HWA	Double R	17	16	1:56.337	0.021	0.021	180.1
3	7	Double R	GBR	Jack Doohan	AUS	R	2	Dallara F317 HWA	Double R	17	16	1:56.345	0.029	0.008	180.1
4	14	Team Motopark	DEU	Yuki Tsunoda	JPN	R	3	Dallara F317 Spiess	Team Motopark	17	10	1:56.529	0.213	0.184	179.8
5	8	Teo Martin Motorsport	ESP	Lukas Dunner	AUT			Dallara F317 HWA	Teo Martin Motorsport	17	10	1:56.535	0.219	0.006	179.8
6	30	Team Motopark	DEU	Liam Lawson	NZL	R	4	Dallara F317 Spiess	Team Motopark	17	10	1:56.578	0.262	0.043	179.7
7	11	Carlin Motorsport	GBR	Teppey Natori	JPN	R	5	Dallara F317 Spiess	Carlin Motorsport	17	16	1:56.741	0.425	0.163	179.5
8	33	Team Motopark	DEU	Marino Sato	JPN			Dallara F317 Spiess	Team Motopark	17	11	1:56.801	0.485	0.060	179.4
9	18	Team Motopark	DEU	Julian Hanes	DEU			Dallara F317 Spiess	Team Motopark	17	13	1:56.860	0.544	0.059	179.3
10	31	Carlin Motorsport	GBR	Billy Monger	GBR	R	6	Dallara F317 Spiess	Carlin Motorsport	17	11	1:57.652	1.336	0.792	178.1
11	63	Carlin Motorsport	GBR	Nicolai Kjaergaard	DNK	R	7	Dallara F317 Spiess	Carlin Motorsport	17	17	1:58.030	1.714	0.378	177.5
12	51	Teo Martin Motorsport	ESP	Aldo Festante	ITA			Dallara F317 HWA	Teo Martin Motorsport	9	8	1:58.058	1.742	0.028	177.5
13	66	Drivex School	ESP	Petru Florescu	ROU			Dallara F317 Piedrafita	Drivex School	17	17	1:58.200	1.884	0.142	177.3
14	12	Carlin Motorsport	GBR	Christian Hahn	BRA			Dallara F317 Spiess	Carlin Motorsport	9	7	1:58.341	2.025	0.141	177.1
15	21	Fortec Motorsport	GBR	Calan Williams	AUS			Dallara F317 HWA	Fortec Motorsport	17	11	1:58.432	2.116	0.091	176.9
16	3	RP Motorsport	ITA	Pierre Louis Chovet	FRA	R	8	Dallara F317 Piedrafita	RP Motorsport	17	14	1:58.623	2.307	0.191	176.6
17	99	Drivex School	ESP	Rui Andrade	AGO	R	9	Dallara F317 Piedrafita	Drivex School	17	9	1:59.634	3.318	1.011	175.1
18	5	Tsimpris	GRC	Dimitrios Tsimpris	GRC	R	10	Dallara F317 Piedrafita	Tsimpris	17	8	2:01.180	4.864	1.546	172.9
19	1	RP Motorsport	ITA	Javier Gonzalez	MEX	R	11	Dallara F317 Piedrafita	RP Motorsport	5	2	2:01.698	5.382	0.518	172.2



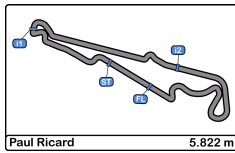


Paul Ricard
Euroformula Open
Race - 1
Distance and Speed Average



Clas	Nº	Entrant	Nat	Driver	Nat	Cat	Clas	Chassis - Engine	Team	Laps	Distance	Total Time	Km/h
1	30	Team Motopark	DEU	Liam Lawson	NZL	R	1	Dallara F317 Spiess	Team Motopark	17	98.97	34:30.060	172.1
2	14	Team Motopark	DEU	Yuki Tsunoda	JPN	R	2	Dallara F317 Spiess	Team Motopark	17	98.97	34:31.307	172.0
3	8	Teo Martin Motorsport	ESP	Lukas Dunner	AUT			Dallara F317 HWA	Teo Martin Motorsport	17	98.97	34:31.702	171.9
4	26	Double R	GBR	Linus Lundqvist	SWE	R	3	Dallara F317 HWA	Double R	17	98.97	34:34.335	171.7
5	33	Team Motopark	DEU	Marino Sato	JPN			Dallara F317 Spiess	Team Motopark	17	98.97	34:37.261	171.5
6	11	Carlin Motorsport	GBR	Teppei Natori	JPN	R	4	Dallara F317 Spiess	Carlin Motorsport	17	98.97	34:37.847	171.4
7	18	Team Motopark	DEU	Julian Hanes	DEU			Dallara F317 Spiess	Team Motopark	17	98.97	34:39.535	171.3
8	77	Teo Martin Motorsport	ESP	Guilherme Samaia	BRA			Dallara F317 HWA	Teo Martin Motorsport	17	98.97	34:40.054	171.2
9	7	Double R	GBR	Jack Doohan	AUS	R	5	Dallara F317 HWA	Double R	17	98.97	34:42.616	171.0
10	31	Carlin Motorsport	GBR	Billy Monger	GBR	R	6	Dallara F317 Spiess	Carlin Motorsport	17	98.97	34:56.663	169.9
11	63	Carlin Motorsport	GBR	Nicolai Kjaergaard	DNK	R	7	Dallara F317 Spiess	Carlin Motorsport	17	98.97	34:58.186	169.8
12	21	Fortec Motorsport	GBR	Calan Williams	AUS			Dallara F317 HWA	Fortec Motorsport	17	98.97	35:03.402	169.3
13	66	Drivex School	ESP	Petru Florescu	ROU			Dallara F317 Piedrafita	Drivex School	17	98.97	35:04.796	169.2
14	3	RP Motorsport	ITA	Pierre Louis Chovet	FRA	R	8	Dallara F317 Piedrafita	RP Motorsport	17	98.97	35:06.962	169.1
15	99	Drivex School	ESP	Rui Andrade	AGO	R	9	Dallara F317 Piedrafita	Drivex School	17	98.97	35:19.635	168.0
16	5	Tsimpris Motorsport	GRC	Dimitrios Tsimpris	GRC	R	10	Dallara F317 Piedrafita	Tsimpris Motorsport	17	98.97	35:43.300	166.2
Not classified: (Requirements: 75% of number laps of leader = 13 Laps)													
	12	Carlin Motorsport	GBR	Christian Hahn	BRA			Dallara F317 Spiess	Carlin Motorsport	9	52.39	19:07.972	164.3
	51	Teo Martin Motorsport	ESP	Aldo Festante	ITA			Dallara F317 HWA	Teo Martin Motorsport	9	52.39	19:08.838	164.1
	1	RP Motorsport	ITA	Javier Gonzalez	MEX	R	11	Dallara F317 Piedrafita	RP Motorsport	5	29.11	12:55.223	135.1
	20	Fortec Motorsport	GBR	Cameron Das	USA			Dallara F317 HWA	Fortec Motorsport				
	2	RP Motorsport	ITA	Artem Petrov	RUS			Dallara F317 Piedrafita	RP Motorsport				



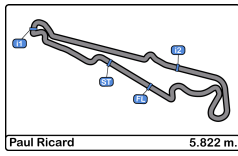


Paul Ricard
Euroformula Open
Race - 1
Lap Analysis



1							7								
Javier Gonzalez			R	Dallara F317 Piedrafita			Jack Doohan			R	Dallara F317 HWA				
RP Motorsport							Double R								
Lap	D	Time	Sector 1	Sector 2	Sector 3	T. Spd	Elapsed	Lap	D	Time	Sector 1	Sector 2	Sector 3	T. Spd	Elapsed
1		2:08.852	40.902	37.675	50.275	206.5	2:08.852	1		2:07.709	40.147	37.321	50.241	202.6	2:07.709
2		2:01.698	33.903	37.569	50.226	226.4	4:10.550	2		2:00.492	34.175	36.268	50.049	229.2	4:08.201
3		2:08.347	32.922	39.248	56.177	225.9	6:18.897	3		2:07.380	32.976	38.824	55.580	229.7	6:15.581
4		2:54.450	43.436	58.024	1:12.990	210.5	9:13.347	4		2:56.291	44.831	57.555	1:13.905	204.9	9:11.872
5		3:41.876 P	33.373	1:20.162	1:48.341	222.6	12:55.223	5		2:00.494	33.226	36.886	50.382	231.7	11:12.366
2							8								
Artem Petrov				Dallara F317 Piedrafita			Lukas Dunner				Dallara F317 HWA				
RP Motorsport							Teo Martin Motorsport								
Lap	D	Time	Sector 1	Sector 2	Sector 3	T. Spd	Elapsed	Lap	D	Time	Sector 1	Sector 2	Sector 3	T. Spd	Elapsed
6		1:59.290	32.820	36.390	50.080	229.2	13:11.656	6		1:59.706	33.821	36.523	49.362	223.6	19:08.249
7		1:58.409	33.251	36.249	48.909	227.8	15:10.065	7		1:57.139	32.274	36.287	48.578	230.7	21:05.388
8		1:58.478	32.584	36.544	49.350	229.2	17:08.543	8		1:56.874	32.320	36.053	48.501	223.1	23:02.262
9		1:59.706	33.821	36.523	49.362	223.6	19:08.249	9		1:56.978	32.280	36.222	48.476	224.5	24:59.240
10		1:57.139	32.274	36.287	48.578	230.7	21:05.388	10		1:56.906	32.383	36.291	48.232	224.0	26:56.146
11		1:56.874	32.320	36.053	48.501	223.1	23:02.262	11		1:56.794	32.192	36.112	48.490	224.0	28:52.940
12		1:56.978	32.280	36.222	48.476	224.5	24:59.240	12		1:56.585	32.205	36.169	48.211	224.5	30:49.525
13		1:56.906	32.383	36.291	48.232	224.0	26:56.146	13		1:56.345	32.029	36.015	48.301	224.0	32:45.870
14		1:56.794	32.192	36.112	48.490	224.0	28:52.940	14		1:56.746	32.161	36.257	48.328	225.0	34:42.616
15		1:56.585	32.205	36.169	48.211	224.5	30:49.525	15							
16		1:56.345	32.029	36.015	48.301	224.0	32:45.870	16							
17		1:56.746	32.161	36.257	48.328	225.0	34:42.616	17							
5							3								
Dimitrios Tsimpris			R	Dallara F317 Piedrafita			Pierre Louis Chovet			R	Dallara F317 Piedrafita				
Tsimpris Motorsport							RP Motorsport								
Lap	D	Time	Sector 1	Sector 2	Sector 3	T. Spd	Elapsed	Lap	D	Time	Sector 1	Sector 2	Sector 3	T. Spd	Elapsed
1		2:12.615	42.877	37.640	52.098	204.5	2:12.615	1		2:11.692	43.503	37.309	50.880	202.6	2:11.692
2		2:01.958	34.148	37.323	50.487	220.4	4:14.573	2		2:00.392	33.447	36.771	50.174	227.3	4:12.084
3		2:08.754	34.168	38.053	56.533	219.9	6:23.327	3		2:09.351	33.059	39.627	56.665	232.2	6:21.435
4		2:52.874	42.372	58.284	1:12.218	193.8	9:16.201	4		2:53.530	43.086	58.047	1:12.397	180.6	9:14.965
5		2:02.644	34.450	37.617	50.577	220.4	11:18.845	5		1:59.778	33.273	36.673	49.832	225.9	11:14.743
6		2:01.540	33.948	37.451	50.141	219.0	13:20.385	6		1:59.344	32.979	36.556	49.809	229.7	13:14.087
7		2:02.180	34.083	37.441	50.656	216.4	15:22.565	7		1:59.991	33.123	37.036	49.832	227.8	15:14.078
8		2:01.180	33.857	37.267	50.056	216.0	17:23.745	8		1:59.746	32.949	36.586	50.211	229.2	17:13.824
9		2:01.976	33.897	37.360	50.719	214.7	19:25.721	9		2:00.288	33.471	36.884	49.933	224.0	19:14.112
10		2:03.748	34.259	38.490	50.999	215.1	21:29.469	10		1:58.867	32.693	36.537	49.637	228.8	21:12.979
11		2:01.288	34.151	37.253	49.884	214.7	23:30.757	11		1:58.906	32.553	36.205	50.148	226.8	23:11.885
12		2:02.188	33.941	37.396	50.851	215.1	25:32.945	12		1:58.865	33.403	36.686	49.776	229.7	25:11.750
13		2:01.434	33.806	37.345	50.283	215.1	27:34.379	13		1:59.016	32.671	36.861	49.484	225.9	27:10.766
14		2:02.244	34.117	37.499	50.628	215.1	29:36.623	14		1:58.623	32.525	36.544	49.554	224.0	29:09.389
15		2:02.076	34.289	37.550	50.237	215.5	31:38.699	15		1:59.244	32.890	36.875	49.479	226.8	31:08.633
16		2:02.276	34.152	37.633	50.491	215.1	33:40.975	16		1:58.995	32.855	36.599	49.541	225.9	33:07.628
17		2:02.325	34.526	37.271	50.528	213.0	35:43.300	17		1:59.334	33.027	36.473	49.834	222.6	35:06.962





Paul Ricard
Euroformula Open
Race - 1
Lap Analysis



26 Linus Lundqvist R Dallara F317 HWA **31** Billy Monger R Dallara F317 Spiess
 Double R Carlin Motorsport

Lap D	Time	Sector 1	Sector 2	Sector 3	T. Spd	Elapsed	Lap D	Time	Sector 1	Sector 2	Sector 3	T. Spd	Elapsed
1	2:07.204	39.492	37.339	50.373	201.4	2:07.204	1	2:09.398	41.321	38.051	50.026	206.1	2:09.398
2	1:59.251	33.966	36.349	48.936	228.8	4:06.455	2	2:02.000	34.101	36.965	50.934	233.7	4:11.398
3	2:06.165	32.470	38.832	54.863	227.8	6:12.620	3	2:08.364	32.719	39.569	56.076	225.4	6:19.762
4	2:57.793	44.474	57.184	1:16.135	219.5	9:10.413	4	2:53.997	43.453	58.239	1:12.305	192.1	9:13.759
5	1:58.491	33.055	36.883	48.553	229.7	11:08.904	5	1:59.797	33.298	36.666	49.833	227.3	11:13.556
6	1:57.009	32.356	36.150	48.503	229.7	13:05.913	6	1:59.469	32.991	36.546	49.932	228.8	13:13.025
7	1:57.637	32.598	36.247	48.792	232.2	15:03.550	7	1:59.275	33.067	36.478	49.730	228.3	15:12.300
8	1:57.684	32.600	36.303	48.781	233.7	17:01.234	8	1:58.427	32.713	36.532	49.182	227.8	17:10.727
9	1:57.148	32.347	36.330	48.471	229.2	18:58.382	9	1:59.073	33.032	36.562	49.479	226.8	19:09.800
10	1:57.318	32.227	36.195	48.896	227.8	20:55.700	10	1:59.432	32.865	37.334	49.233	226.4	21:09.232
11	1:56.833	32.200	36.183	48.450	228.8	22:52.533	11	1:57.652	32.426	36.253	48.973	219.5	23:06.884
12	1:56.712	32.198	36.267	48.247	229.2	24:49.245	12	1:58.132	32.486	36.557	49.089	221.3	25:05.016
13	1:58.017	32.455	37.077	48.485	231.2	26:47.262	13	1:58.437	32.557	36.621	49.259	220.4	27:03.453
14	1:57.474	32.425	36.107	48.942	225.9	28:44.736	14	1:58.318	32.516	36.601	49.201	218.6	29:01.771
15	1:56.604	32.264	36.100	48.240	224.5	30:41.340	15	1:57.852	32.438	36.603	48.811	220.4	30:59.623
16	1:56.337	32.016	36.043	48.278	225.4	32:37.677	16	1:58.641	32.592	36.596	49.453	219.0	32:58.264
17	1:56.658	32.039	36.103	48.516	225.0	34:34.335	17	1:58.399	32.701	36.370	49.328	219.0	34:56.663

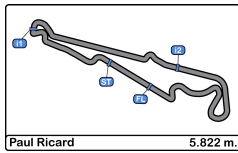
30 Liam Lawson R Dallara F317 Spiess **33** Marino Sato R Dallara F317 Spiess
 Team Motopark Team Motopark

Lap D	Time	Sector 1	Sector 2	Sector 3	T. Spd	Elapsed	Lap D	Time	Sector 1	Sector 2	Sector 3	T. Spd	Elapsed
1	2:01.882	36.092	36.541	49.249	187.5	2:01.882	1	2:03.303	37.382	36.631	49.290	190.4	2:03.303
2	1:57.811	32.650	36.406	48.755	225.0	3:59.693	2	1:58.226	32.894	36.501	48.831	222.2	4:01.529
3	2:07.267	32.284	39.598	55.385	226.8	6:06.960	3	2:06.963	32.750	38.655	55.558	223.6	6:08.492
4	3:00.945	46.042	57.448	1:17.455	192.8	9:07.905	4	3:00.617	45.802	57.591	1:17.224	196.0	9:09.109
5	1:58.290	33.467	36.393	48.430	225.9	11:06.195	5	1:59.183	33.413	36.648	49.122	220.8	11:08.292
6	1:57.018	32.291	36.164	48.563	221.7	13:03.213	6	1:57.286	32.383	36.144	48.759	226.4	13:05.578
7	1:56.831	32.197	36.126	48.508	220.8	15:00.044	7	1:57.608	32.516	36.217	48.875	223.6	15:03.186
8	1:56.886	32.157	36.258	48.471	222.2	16:56.930	8	1:57.367	32.405	36.333	48.629	224.0	17:00.553
9	1:56.611	32.162	36.292	48.157	220.8	18:53.541	9	1:57.164	32.444	36.363	48.357	221.7	18:57.717
10	1:56.578	32.139	36.194	48.245	219.9	20:50.119	10	1:57.287	32.441	36.350	48.496	222.2	20:55.004
11	1:56.709	32.245	36.305	48.159	219.9	22:46.828	11	1:56.801	32.393	36.242	48.166	220.8	22:51.805
12	1:57.202	32.239	36.369	48.594	221.3	24:44.030	12	1:56.980	32.270	36.297	48.413	222.2	24:48.785
13	1:57.713	32.175	36.893	48.645	220.8	26:41.743	13	1:57.148	32.460	36.351	48.337	222.2	26:45.933
14	1:57.242	32.079	36.442	48.721	220.8	28:38.985	14	1:59.145	32.420	36.368	50.357	220.4	28:45.078
15	1:56.952	32.034	36.425	48.493	219.5	30:35.937	15	1:57.488	32.641	36.357	48.490	226.4	30:42.566
16	1:57.186	32.225	36.293	48.668	221.3	32:33.123	16	1:57.125	32.380	36.234	48.511	223.1	32:39.691
17	1:56.937	32.240	36.334	48.363	219.9	34:30.060	17	1:57.570	32.384	36.488	48.698	220.8	34:37.261

51 Aldo Festante R Dallara F317 HWA
 Teo Martin Motorsport

Lap D	Time	Sector 1	Sector 2	Sector 3	T. Spd	Elapsed
1	2:06.693	37.882	37.513	51.298	190.4	2:06.693
2	2:00.436	33.721	36.753	49.962	220.8	4:07.129
3	2:06.276	32.988	37.974	55.314	228.8	6:13.405
4	2:57.518	44.575	57.099	1:15.844	215.1	9:10.923
5	2:01.187	33.150	37.448	50.589	228.8	11:12.110
6	1:59.468	32.678	36.501	50.289	224.5	13:11.578
7	1:59.359	33.923	36.512	48.924	222.6	15:10.937
8	1:58.058	32.689	36.592	48.777	228.3	17:08.995
9	1:59.843	33.926	36.317	49.600	231.2	19:08.838
10		33.328			229.2	





Paul Ricard
Euroformula Open
Race - 1
Lap Analysis



63

Nicolai Kjaergaard

R

Dallara F317 Spiess **77**

Guilherme Samaia

Dallara F317 HWA

Carlin Motorsport

Teo Martin Motorsport

Lap D	Time	Sector 1	Sector 2	Sector 3	T. Spd	Elapsed	Lap D	Time	Sector 1	Sector 2	Sector 3	T. Spd	Elapsed
1	2:09.190	40.660	37.212	51.318	202.6	2:09.190	1	2:07.314	39.309	36.924	51.081	197.4	2:07.314
2	2:00.505	34.051	36.834	49.620	228.8	4:09.695	2	2:00.503	34.330	36.867	49.306	228.3	4:07.817
3	2:08.719	33.323	39.038	56.358	225.9	6:18.414	3	2:07.238	33.116	38.417	55.705	229.7	6:15.055
4	2:54.411	43.312	57.791	1:13.308	202.6	9:12.825	4	2:56.557	44.532	57.647	1:14.378	186.8	9:11.612
5	2:00.403	33.389	36.727	50.287	225.9	11:13.228	5	1:59.163	33.192	36.761	49.210	229.2	11:10.775
6	1:59.430	33.026	36.467	49.937	227.3	13:12.658	6	2:00.321	32.781	37.487	50.053	229.2	13:11.096
7	1:59.294	33.197	36.517	49.580	224.5	15:11.952	7	1:58.526	32.774	36.292	49.460	226.4	15:09.622
8	1:58.366	32.716	36.421	49.229	224.5	17:10.318	8	1:57.720	32.636	36.202	48.882	226.4	17:07.342
9	1:59.096	33.055	36.628	49.413	221.7	19:09.414	9	1:57.288	32.384	36.319	48.585	223.6	19:04.630
10	2:00.528	32.899	37.828	49.801	225.9	21:09.942	10	1:56.810	32.281	36.038	48.491	222.2	21:01.440
11	1:58.177	32.786	36.286	49.105	223.1	23:08.119	11	1:56.316	32.159	35.944	48.213	221.7	22:57.756
12	1:58.520	32.814	36.496	49.210	223.1	25:06.639	12	1:57.000	32.158	36.092	48.750	225.4	24:54.756
13	1:58.122	32.827	36.380	48.915	221.3	27:04.761	13	1:56.884	32.148	36.278	48.458	227.3	26:51.640
14	1:58.561	32.890	36.545	49.126	220.8	29:03.322	14	1:57.019	32.098	36.104	48.817	226.8	28:48.659
15	1:58.166	32.654	36.565	48.947	221.3	31:01.488	15	1:56.733	32.102	36.260	48.371	225.9	30:45.392
16	1:58.668	32.793	36.520	49.355	221.3	33:00.156	16	1:57.766	32.121	36.221	49.424	228.8	32:43.158
17	1:58.030	32.701	36.242	49.087	220.8	34:58.186	17	1:56.896	31.889	36.516	48.491	226.8	34:40.054

66

Petru Florescu

Dallara F317 Piedrafita **99**
Drivex School

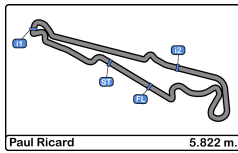
Rui Andrade

R

Dallara F317 Piedrafita
Drivex School

Lap D	Time	Sector 1	Sector 2	Sector 3	T. Spd	Elapsed	Lap D	Time	Sector 1	Sector 2	Sector 3	T. Spd	Elapsed
1	2:10.300	41.141	38.217	50.942	207.6	2:10.300	1	2:11.057	42.548	37.657	50.852	204.9	2:11.057
2	2:01.485	33.570	37.024	50.891	228.8	4:11.785	2	2:01.772	33.702	37.463	50.607	226.8	4:12.829
3	2:08.947	32.922	39.893	56.132	229.7	6:20.732	3	2:09.736	33.559	39.378	56.799	226.8	6:22.565
4	2:53.780	43.193	58.074	1:12.513	192.1	9:14.512	4	2:53.056	42.645	57.834	1:12.577	205.3	9:15.621
5	1:59.842	33.203	36.718	49.921	224.5	11:14.354	5	2:01.270	33.939	37.254	50.077	225.0	11:16.891
6	1:59.399	33.016	36.392	49.991	227.8	13:13.753	6	2:00.517	33.064	37.113	50.340	223.1	13:17.408
7	1:59.943	33.086	36.794	50.063	229.2	15:13.696	7	2:00.555	33.375	36.936	50.244	222.2	15:17.963
8	2:00.030	32.968	36.779	50.283	225.4	17:13.726	8	2:00.088	33.289	37.005	49.794	221.7	17:18.051
9	2:00.022	33.156	37.086	49.780	223.1	19:13.748	9	1:59.634	33.052	36.844	49.738	221.3	19:17.685
10	1:58.795	32.502	36.883	49.410	223.6	21:12.543	10	1:59.728	33.114	36.947	49.667	221.7	21:17.413
11	1:59.097	32.490	36.619	49.988	223.6	23:11.640	11	1:59.731	33.204	36.831	49.696	221.3	23:17.144
12	1:59.566	33.293	36.811	49.462	224.0	25:11.206	12	2:00.009	33.202	36.961	49.846	222.6	25:17.153
13	1:58.669	32.654	36.838	49.177	223.1	27:09.875	13	2:00.098	33.175	37.012	49.911	218.6	27:17.251
14	1:58.934	32.568	36.750	49.616	223.6	29:08.809	14	2:00.894	33.230	37.629	50.035	218.1	29:18.145
15	1:59.021	32.838	36.821	49.362	222.6	31:07.830	15	2:00.734	33.493	37.238	50.003	220.4	31:18.879
16	1:58.766	32.627	36.695	49.444	223.6	33:06.596	16	2:00.353	33.403	36.953	49.997	220.8	33:19.232
17	1:58.200	32.621	36.427	49.152	223.1	35:04.796	17	2:00.403	33.210	36.999	50.194	219.5	35:19.635





Paul Ricard
Euroformula Open
Race - 1
Analysis by Lap



Num	Lap Time	Gap
Lap 1		
8	2:01.368	
30	2:01.882	00.514
14	2:02.296	00.928
33	2:03.303	01.935
18	2:04.924	03.556
11	2:06.653	05.285
51	2:06.693	05.325
12	2:06.732	05.364
26	2:07.204	05.836
77	2:07.314	05.946
7	2:07.709	06.341
21	2:08.091	06.723
1	2:08.852	07.484
63	2:09.190	07.822
31	2:09.398	08.030
66	2:10.300	08.932
99	2:11.057	09.689
3	2:11.692	10.324
5	2:12.615	11.247

Num	Lap Time	Gap
Lap 2		
8	1:57.800	
30	1:57.811	00.525
14	1:57.894	01.022
33	1:58.226	02.361
18	1:58.431	04.187
12	1:58.462	06.026
26	1:59.251	07.287
51	2:00.436	07.961
11	2:00.825	08.310
77	2:00.503	08.649
7	2:00.492	09.033
21	2:00.939	09.862
63	2:00.505	10.527
1	2:01.698	11.382
31	2:02.000	12.230
66	2:01.485	12.617
3	2:00.392	12.916
99	2:01.772	13.661

Num	Lap Time	Gap
Lap 3		
8	2:06.925	
30	2:07.267	00.867
14	2:07.224	01.321
33	2:06.963	02.399
18	2:05.832	03.094
12	2:05.298	04.399
26	2:06.165	06.527
51	2:06.276	07.312
11	2:06.407	07.792
77	2:07.238	08.962
7	2:07.380	09.488
21	2:08.017	10.954
63	2:08.719	12.321
1	2:08.347	12.804
31	2:08.364	13.669
66	2:08.947	14.639
3	2:09.351	15.342
99	2:09.736	16.472
5	2:08.754	17.234

Num	Lap Time	Gap
Lap 4		
8	3:01.540	
30	3:00.945	00.272
14	3:01.012	00.793
33	3:00.617	01.476
18	3:00.164	01.718
12	2:59.392	02.251
26	2:57.793	02.780
51	2:57.518	03.290
11	2:57.338	03.590
77	2:56.557	03.979
7	2:56.291	04.239
21	2:55.285	04.699
63	2:54.411	05.192
1	2:54.450	05.714
31	2:53.997	06.126
66	2:53.780	06.879
3	2:53.530	07.332

Num	Lap Time	Gap
Lap 5		
30	1:58.290	
14	1:58.351	00.582
8	2:00.168	01.606
33	1:59.183	02.097
26	1:58.491	02.709
18	2:00.129	03.285
12	2:00.460	04.149
77	1:59.163	04.580
11	2:00.026	05.054
51	2:01.187	05.915
7	2:00.494	06.171
21	2:00.469	06.606
63	2:00.403	07.033
31	1:59.797	07.361
66	1:59.842	08.159
3	1:59.778	08.548
99	2:01.270	10.696
5	2:02.644	12.650
1	3:41.876	1:49.028

Num	Lap Time	Gap
Lap 6		
30	1:57.018	
14	1:56.794	00.358
8	1:57.128	01.716
33	1:57.286	02.365
26	1:57.009	02.700
18	1:57.747	04.014
11	1:58.128	06.164
12	2:00.208	07.339
77	2:00.321	07.883
51	1:59.468	08.365
7	1:59.290	08.443
63	1:59.430	09.445
31	1:59.469	09.812
21	2:00.584	10.172
66	1:59.399	10.540
3	1:59.344	10.874

Num	Lap Time	Gap
Lap 7		
30	1:56.831	
14	1:57.418	00.945
8	1:57.287	02.172
33	1:57.608	03.142
26	1:57.637	03.506
18	1:57.815	04.998
11	1:57.634	06.967
12	1:58.341	08.849
77	1:58.526	09.578
7	1:58.409	10.021
51	1:59.359	10.893
63	1:59.294	11.908
31	1:59.275	12.256
21	1:59.347	12.688
66	1:59.943	13.652
3	1:59.991	14.034
99	2:00.555	17.919
5	2:02.180	22.521

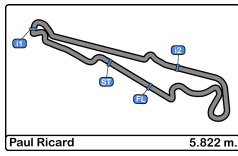
Num	Lap Time	Gap
Lap 8		
30	1:56.886	
14	1:56.861	00.920
8	1:56.867	02.153
33	1:57.367	03.623
26	1:57.684	04.304
18	1:57.883	05.995
11	1:57.419	07.500
77	1:57.720	10.412
7	1:58.478	11.613
12	1:59.860	11.823
51	1:58.058	12.065
63	1:58.366	13.388
31	1:58.427	13.797
21	1:58.775	14.577
66	2:00.030	16.796
3	1:59.746	16.894
99	2:00.088	21.121

Num	Lap Time	Gap
Lap 9		
30	1:56.611	
14	1:56.737	01.046
8	1:56.896	02.438
33	1:57.164	04.176
26	1:57.148	04.841
18	1:57.499	06.883
11	1:57.417	08.306
77	1:57.288	11.089
12	1:59.219	14.431
7	1:59.706	14.708
51	1:59.843	15.297
63	1:59.096	15.873
31	1:59.073	16.259
21	1:58.697	16.663
66	2:00.022	20.207
3	2:00.288	20.571
99	1:59.634	24.144
5	2:01.976	32.180

Num	Lap Time	Gap
Lap 10		
30	1:56.578	
14	1:56.529	00.997
8	1:56.535	02.395
33	1:57.287	04.885
26	1:57.318	05.581
18	1:57.259	07.564
11	1:56.843	08.571
77	1:56.810	11.321
7	1:57.139	15.269
31	1:59.432	19.113
63	2:00.528	19.823
21	2:00.217	20.302
66	1:58.795	22.424
3	1:58.867	22.860
99	1:59.728	27.294
5	2:03.748	39.350

Num	Lap Time	Gap
Lap 11		





Paul Ricard
Euroformula Open
Race - 1
Analysis by Lap



30	1:56.709	
14	1:56.686	00.974
8	1:56.712	02.398
33	1:56.801	04.977
26	1:56.833	05.705
11	1:57.214	09.076
18	1:58.715	09.570
77	1:56.316	10.928
7	1:56.874	15.434
31	1:57.652	20.056
63	1:58.177	21.291
21	1:58.432	22.025
66	1:59.097	24.812
3	1:58.906	25.057
99	1:59.731	30.316
5	2:01.288	43.929

Num	Lap Time	Gap
-----	----------	-----

Lap 12

30	1:57.202	
14	1:56.947	00.719
8	1:56.582	01.778
33	1:56.980	04.755
26	1:56.712	05.215
11	1:57.062	08.936
18	1:57.597	09.965
77	1:57.000	10.726
7	1:56.978	15.210
31	1:58.132	20.986
63	1:58.520	22.609
21	1:59.016	23.839
66	1:59.566	27.176
3	1:59.865	27.720
99	2:00.009	33.123
5	2:02.188	48.915

Num	Lap Time	Gap
-----	----------	-----

Lap 13

30	1:57.713	
14	1:57.378	00.384
8	1:56.764	00.829
33	1:57.148	04.190
26	1:58.017	05.519

11	1:56.880	08.103
18	1:56.860	09.112
77	1:56.884	09.897
7	1:56.906	14.403
31	1:58.437	21.710
63	1:58.122	23.018
21	1:58.803	24.929
66	1:58.669	28.132
3	1:59.016	29.023
99	2:00.098	35.508
5	2:01.434	52.636

Num	Lap Time	Gap
-----	----------	-----

Lap 14

30	1:57.242	
14	1:57.363	00.505
8	1:57.363	00.950
26	1:57.474	05.751
33	1:59.145	06.093
11	1:57.230	08.091
18	1:56.988	08.858
77	1:57.019	09.674
7	1:56.794	13.955
31	1:58.318	22.786
63	1:58.561	24.337
21	1:59.159	26.846
66	1:58.934	29.824
3	1:58.623	30.404
99	2:00.894	39.160
5	2:02.244	57.638

Num	Lap Time	Gap
-----	----------	-----

Lap 15

30	1:56.952	
14	1:57.593	01.146
8	1:57.527	01.525
26	1:56.604	05.403
33	1:57.488	06.629
11	1:56.931	08.070
18	1:56.956	08.862
77	1:56.733	09.455
7	1:56.585	13.588
31	1:57.852	23.686

63	1:58.166	25.551
21	1:59.278	29.172
66	1:59.021	31.893
3	1:59.244	32.696
99	2:00.734	42.942
5	2:02.076	1:02.762

Num	Lap Time	Gap
-----	----------	-----

Lap 16

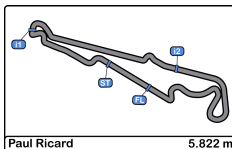
30	1:57.186	
14	1:57.260	01.220
8	1:57.467	01.806
26	1:56.337	04.554
33	1:57.125	06.568
11	1:56.741	07.625
18	1:57.438	09.114
77	1:57.766	10.035
7	1:56.345	12.747
31	1:58.641	25.141
63	1:58.668	27.033
21	1:59.217	31.203
66	1:58.766	33.473
3	1:58.995	34.505
99	2:00.353	46.109
5	2:02.276	1:07.852

Num	Lap Time	Gap
-----	----------	-----

Lap 17

30	1:56.937	
14	1:56.964	01.247
8	1:56.773	01.642
26	1:56.658	04.275
33	1:57.570	07.201
11	1:57.099	07.787
18	1:57.298	09.475
77	1:56.896	09.994
7	1:56.746	12.556
31	1:58.399	26.603
63	1:58.030	28.126
21	1:59.076	33.342
66	1:58.200	34.736
3	1:59.334	36.902
99	2:00.403	49.575



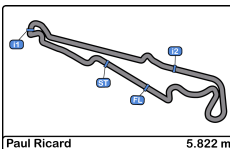


Paul Ricard
Euroformula Open
Race - 1
Best Sectors Results



Sector - 1				Sector - 2				Sector - 3				Ideal Lap vs Best Lap				
Clas	Nº	Driver	Time	Nº	Driver	Time	Nº	Driver	Time	Clas	Nº	Driver	Ideal Lap	Best Lap	Clas	
1	77	Guilherme Samaia	31.889	77	Guilherme Samaia	35.944	30	Liam Lawson	48.157	1	77	Guilherme Samaia	1:56.046	1:56.316	1	
2	26	Linus Lundqvist	32.016	8	Lukas Dunner	36.005	14	Yuki Tsunoda	48.165	2	7	Jack Doohan	1:56.255	1:56.345	3	
3	7	Jack Doohan	32.029	7	Jack Doohan	36.015	33	Marino Sato	48.166	3	26	Linus Lundqvist	1:56.299	1:56.337	2	
4	11	Teppei Natori	32.029	11	Teppei Natori	36.035	7	Jack Doohan	48.211	4	30	Liam Lawson	1:56.317	1:56.578	6	
5	30	Liam Lawson	32.034	26	Linus Lundqvist	36.043	77	Guilherme Samaia	48.213	5	14	Yuki Tsunoda	1:56.369	1:56.529	4	
6	14	Yuki Tsunoda	32.035	30	Liam Lawson	36.126	26	Linus Lundqvist	48.240	6	8	Lukas Dunner	1:56.430	1:56.535	5	
7	8	Lukas Dunner	32.093	33	Marino Sato	36.144	8	Lukas Dunner	48.332	7	11	Teppei Natori	1:56.533	1:56.741	7	
8	18	Julian Hanses	32.103	14	Yuki Tsunoda	36.169	18	Julian Hanses	48.337	8	33	Marino Sato	1:56.580	1:56.801	8	
9	33	Marino Sato	32.270	3	Pierre Louis Chovet	36.205	11	Teppei Natori	48.469	9	18	Julian Hanses	1:56.762	1:56.860	9	
10	31	Billy Monger	32.426	63	Nicolai Kjaergaard	36.242	51	Aldo Festante	48.777	10	31	Billy Monger	1:57.490	1:57.652	10	
11	66	Petru Florescu	32.490	31	Billy Monger	36.253	12	Christian Hahn	48.799	11	51	Aldo Festante	1:57.772	1:58.058	12	
12	3	Pierre Louis Chovet	32.525	51	Aldo Festante	36.317	31	Billy Monger	48.811	12	63	Nicolai Kjaergaard	1:57.811	1:58.030	11	
13	63	Nicolai Kjaergaard	32.654	18	Julian Hanses	36.322	63	Nicolai Kjaergaard	48.915	13	12	Christian Hahn	1:57.958	1:58.341	14	
14	12	Christian Hahn	32.665	21	Calan Williams	36.379	66	Petru Florescu	49.152	14	66	Petru Florescu	1:58.034	1:58.200	13	
15	51	Aldo Festante	32.678	66	Petru Florescu	36.392	21	Calan Williams	49.246	15	3	Pierre Louis Chovet	1:58.209	1:58.623	16	
16	21	Calan Williams	32.722	12	Christian Hahn	36.494	3	Pierre Louis Chovet	49.479	16	21	Calan Williams	1:58.347	1:58.432	15	
17	1	Javier Gonzalez	32.922	99	Rui Andrade	36.831	99	Rui Andrade	49.667	17	99	Rui Andrade	1:59.550	1:59.634	17	
18	99	Rui Andrade	33.052	5	Dimitrios Tsimpris	37.253	5	Dimitrios Tsimpris	49.884	18	1	Javier Gonzalez	2:00.717	2:01.698	19	
19	5	Dimitrios Tsimpris	33.806	1	Javier Gonzalez	37.569	1	Javier Gonzalez	50.226	19	5	Dimitrios Tsimpris	2:00.943	2:01.180	18	
20	20	Cameron Das	Transpon	20	Cameron Das	Transpon	20	Cameron Das	Transpon	20	20	Cameron Das	Transpon	Transpo	20	
21	2	Artem Petrov	Transpon	2	Artem Petrov	Transpon	2	Artem Petrov	Transpon	21	2	Artem Petrov	Transpon	Transpo	21	



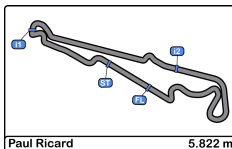


Paul Ricard
Euroformula Open
Race - 1
Leader Sequence



Nº	Entrant	Nat	Driver	Nat	Cat	Chassis	Team	Start Lap	End Lap	Laps	Total Laps
8	Teo Martin Motorsport	ESP	Lukas Dunner	AUT		Dallara F317 HWA	Teo Martin Motorsport	1	4	4	4
30	Team Motopark	DEU	Liam Lawson	NZL	R	Dallara F317 Spiess	Team Motopark	5	17	13	13



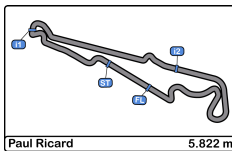


Paul Ricard
Euroformula Open
Race - 1
Best 5 Lap Times



Cls	Nº	Entrant	Nat	Driver	Nat	Cat	Cls	Chassis - Engine	Team	Best 1		Best 2		Best 3		Best 4		Best 5	
										Time	Lap	Time	Lap	Time	Lap	Time	Lap	Time	Lap
1	77	Teo Martin Motorsport	ESP	Guilherme Samaia	BRA			Dallara F317 HWA	Teo Martin Motorsport	1:56.316	11	1:56.733	15	1:56.810	10	1:56.884	13	1:56.896	17
2	26	Double R	GBR	Linus Lundqvist	SWE	R	1	Dallara F317 HWA	Double R	1:56.337	16	1:56.604	15	1:56.658	17	1:56.712	12	1:56.833	11
3	7	Double R	GBR	Jack Doohan	AUS	R	2	Dallara F317 HWA	Double R	1:56.345	16	1:56.585	15	1:56.746	17	1:56.794	14	1:56.874	11
4	14	Team Motopark	DEU	Yuki Tsunoda	JPN	R	3	Dallara F317 Spiess	Team Motopark	1:56.529	10	1:56.686	11	1:56.737	9	1:56.794	6	1:56.861	8
5	8	Teo Martin Motorsport	ESP	Lukas Dunner	AUT			Dallara F317 HWA	Teo Martin Motorsport	1:56.535	10	1:56.582	12	1:56.712	11	1:56.764	13	1:56.773	17
6	30	Team Motopark	DEU	Liam Lawson	NZL	R	4	Dallara F317 Spiess	Team Motopark	1:56.578	10	1:56.611	9	1:56.709	11	1:56.831	7	1:56.886	8
7	11	Carlin Motorsport	GBR	Teppei Natori	JPN	R	5	Dallara F317 Spiess	Carlin Motorsport	1:56.741	16	1:56.843	10	1:56.880	13	1:56.931	15	1:57.062	12
8	33	Team Motopark	DEU	Marino Sato	JPN			Dallara F317 Spiess	Team Motopark	1:56.801	11	1:56.980	12	1:57.125	16	1:57.148	13	1:57.164	9
9	18	Team Motopark	DEU	Julian Hanses	DEU			Dallara F317 Spiess	Team Motopark	1:56.860	13	1:56.956	15	1:56.988	14	1:57.259	10	1:57.298	17
10	31	Carlin Motorsport	GBR	Billy Monger	GBR	R	6	Dallara F317 Spiess	Carlin Motorsport	1:57.652	11	1:57.852	15	1:58.132	12	1:58.318	14	1:58.399	17
11	63	Carlin Motorsport	GBR	Nicolai Kjaergaard	DNK	R	7	Dallara F317 Spiess	Carlin Motorsport	1:58.030	17	1:58.122	13	1:58.166	15	1:58.177	11	1:58.366	8
12	51	Teo Martin Motorsport	ESP	Aldo Festante	ITA			Dallara F317 HWA	Teo Martin Motorsport	1:58.058	8	1:59.359	7	1:59.468	6	1:59.843	9	2:00.436	2
13	66	Drivex School	ESP	Petru Florescu	ROU			Dallara F317 Piedrafita	Drivex School	1:58.200	17	1:58.669	13	1:58.766	16	1:58.795	10	1:58.934	14
14	12	Carlin Motorsport	GBR	Christian Hahn	BRA			Dallara F317 Spiess	Carlin Motorsport	1:58.341	7	1:58.462	2	1:59.219	9	1:59.860	8	2:00.208	6
15	21	Fortec Motorsport	GBR	Calan Williams	AUS			Dallara F317 HWA	Fortec Motorsport	1:58.432	11	1:58.697	9	1:58.775	8	1:58.803	13	1:59.016	12
16	3	RP Motorsport	ITA	Pierre Louis Chovet	FRA	R	8	Dallara F317 Piedrafita	RP Motorsport	1:58.623	14	1:58.867	10	1:58.906	11	1:58.995	16	1:59.016	13
17	99	Drivex School	ESP	Rui Andrade	AGO	R	9	Dallara F317 Piedrafita	Drivex School	1:59.634	9	1:59.728	10	1:59.731	11	2:00.009	12	2:00.088	8
18	5	Tsimpris Motorsport	GRC	Dimitrios Tsimpris	GRC	R	10	Dallara F317 Piedrafita	Tsimpris Motorsport	2:01.180	8	2:01.288	11	2:01.434	13	2:01.540	6	2:01.958	2
19	1	RP Motorsport	ITA	Javier Gonzalez	MEX	R	11	Dallara F317 Piedrafita	RP Motorsport	2:01.698	2	2:08.347	3	2:08.852	1	2:54.450	4	3:41.876	5
20	2	RP Motorsport	ITA	Artem Petrov	RUS			Dallara F317 Piedrafita	RP Motorsport										
21	20	Fortec Motorsport	GBR	Cameron Das	USA			Dallara F317 HWA	Fortec Motorsport										





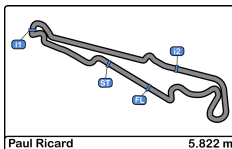
Paul Ricard
Euroformula Open
Race - 1
Best 5 Top Speeds



Paul Ricard 5.822 m.

Cls	Nº	Entrant	Nat	Driver	Nat	Cat	Cls	Chassis - Engine	Team	Top 1		Top 2		Top 3		Top 4		Top 5		Avg
										Km/h	Lap	Km/h	Lap	Km/h	Lap	Km/h	Lap	Km/h	Lap	
1	26	Double R	GBR	Linus Lundqvist	SWE	R	1	Dallara F317 HWA	Double R	233.7	8	232.2	7	231.2	13	229.7	5	229.7	6	231.3
2	31	Carlin Motorsport	GBR	Billy Monger	GBR	R	2	Dallara F317 Spiess	Carlin Motorsport	233.7	2	228.8	6	228.3	7	227.8	8	227.3	5	229.2
3	21	Fortec Motorsport	GBR	Calan Williams	AUS			Dallara F317 HWA	Fortec Motorsport	233.2	2	232.2	7	231.2	8	230.7	10	229.2	3	231.3
4	3	RP Motorsport	ITA	Pierre Louis Chovet	FRA	R	3	Dallara F317 Piedrafita	RP Motorsport	232.2	3	229.7	6	229.7	12	229.2	8	228.8	10	229.9
5	7	Double R	GBR	Jack Doohan	AUS	R	4	Dallara F317 HWA	Double R	231.7	5	230.7	10	229.7	3	229.2	2	229.2	6	230.1
6	51	Teo Martin Motorsport	ESP	Aldo Festante	ITA			Dallara F317 HWA	Teo Martin Motorsport	231.2	9	229.2	10	228.8	3	228.8	5	228.3	8	229.3
7	8	Teo Martin Motorsport	ESP	Lukas Dunner	AUT			Dallara F317 HWA	Teo Martin Motorsport	230.7	16	228.8	14	227.8	15	226.8	17	225.9	6	228.0
8	12	Carlin Motorsport	GBR	Christian Hahn	BRA			Dallara F317 Spiess	Carlin Motorsport	229.7	9	227.3	5	224.0	6	222.6	3	222.2	8	225.2
9	66	Drivex School	ESP	Petru Florescu	ROU			Dallara F317 Piedrafita	Drivex School	229.7	3	229.2	7	228.8	2	227.8	6	225.4	8	228.2
10	77	Teo Martin Motorsport	ESP	Guilherme Samaia	BRA			Dallara F317 HWA	Teo Martin Motorsport	229.7	3	229.2	5	229.2	6	228.8	16	228.3	2	229.1
11	63	Carlin Motorsport	GBR	Nicolai Kjaergaard	DNK	R	5	Dallara F317 Spiess	Carlin Motorsport	228.8	2	227.3	6	225.9	3	225.9	5	225.9	10	226.8
12	11	Carlin Motorsport	GBR	Teppe Natori	JPN	R	6	Dallara F317 Spiess	Carlin Motorsport	228.3	3	226.8	5	225.9	6	221.7	15	221.7	17	224.9
13	30	Team Motopark	DEU	Liam Lawson	NZL	R	7	Dallara F317 Spiess	Team Motopark	226.8	3	225.9	5	225.0	2	222.2	8	221.7	6	224.3
14	99	Drivex School	ESP	Rui Andrade	AGO	R	8	Dallara F317 Piedrafita	Drivex School	226.8	2	226.8	3	225.0	5	223.1	6	222.6	12	224.9
15	1	RP Motorsport	ITA	Javier Gonzalez	MEX	R	9	Dallara F317 Piedrafita	RP Motorsport	226.4	2	225.9	3	222.6	5	210.5	4	206.5	1	218.4
16	14	Team Motopark	DEU	Yuki Tsunoda	JPN	R	10	Dallara F317 Spiess	Team Motopark	226.4	3	226.4	7	225.9	14	225.4	2	225.0	6	225.8
17	33	Team Motopark	DEU	Marino Sato	JPN			Dallara F317 Spiess	Team Motopark	226.4	6	226.4	15	224.0	8	223.6	3	223.6	7	224.8
18	18	Team Motopark	DEU	Julian Hanses	DEU			Dallara F317 Spiess	Team Motopark	225.4	5	224.5	12	223.6	6	223.1	15	222.2	8	223.7
19	5	Tsimpris Motorsport	GRC	Dimitrios Tsimpris	GRC	R	11	Dallara F317 Piedrafita	Tsimpris Motorsport	220.4	2	220.4	5	219.9	3	219.0	6	216.4	7	219.2
20	20	Fortec Motorsport	GBR	Cameron Das	USA			Dallara F317 HWA	Fortec Motorsport	200.3	1									200.3
21	2	RP Motorsport	ITA	Artem Petrov	RUS			Dallara F317 Piedrafita	RP Motorsport	198.1	1									198.1



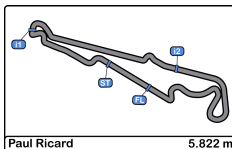


Paul Ricard
Euroformula Open
Race - 1
Fastest Laps Sequence



Lap	Time of Day	Session Time	Nº	Entrant	Nat	Driver	Nat	Cat	Chassis - Engine	Team	Time	Km/h
2	14:33:33.076	3:59.076	8	Teo Martin Motorsport	ESP	Lukas Dunner	AUT		Dallara F317 HWA	Teo Martin Motorsport	1:57.800	177.9
6	14:42:37.121	13:03.121	30	Team Motopark	DEU	Liam Lawson	NZL	R	Dallara F317 Spiess	Team Motopark	1:57.018	179.1
6	14:42:37.479	13:03.479	14	Team Motopark	DEU	Yuki Tsunoda	JPN	R	Dallara F317 Spiess	Team Motopark	1:56.794	179.4
9	14:48:27.449	18:53.449	30	Team Motopark	DEU	Liam Lawson	NZL	R	Dallara F317 Spiess	Team Motopark	1:56.611	179.7
10	14:50:24.027	20:50.027	30	Team Motopark	DEU	Liam Lawson	NZL	R	Dallara F317 Spiess	Team Motopark	1:56.578	179.7
10	14:50:25.025	20:51.025	14	Team Motopark	DEU	Yuki Tsunoda	JPN	R	Dallara F317 Spiess	Team Motopark	1:56.529	179.8
11	14:52:31.664	22:57.664	77	Teo Martin Motorsport	ESP	Guilherme Samaia	BRA		Dallara F317 HWA	Teo Martin Motorsport	1:56.316	180.1



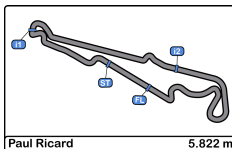


Paul Ricard
Euroformula Open
Race - 1
Event Best Maximum Speed



Nº	Entrant	Nat	Driver	Nat	Cat	Clas	Chassis - Engine	Team	Km/h	Session
31	Carlin Motorsport		Billy Monger		R	1	Dallara F317 Spiess	Carlin Motorsport	233.7	Race - 1
26	Double R		Linus Lundqvist		R	2	Dallara F317 HWA	Double R	233.7	Race - 1
21	Fortec Motorsport		Calan Williams				Dallara F317 HWA	Fortec Motorsport	233.2	Race - 1
3	RP Motorsport		Pierre Louis Chovet		R	3	Dallara F317 Piedrafita	RP Motorsport	232.2	Race - 1
7	Double R		Jack Doohan		R	4	Dallara F317 HWA	Double R	231.7	Race - 1
51	Teo Martin		Aldo Festante				Dallara F317 HWA	Teo Martin	231.2	Race - 1
8	Teo Martin		Lukas Dunner				Dallara F317 HWA	Teo Martin	230.7	Race - 1
77	Teo Martin		Guilherme Samaia				Dallara F317 HWA	Teo Martin	229.7	Race - 1
66	Drivex School		Petru Florescu				Dallara F317 Piedrafita	Drivex School	229.7	Race - 1
12	Carlin Motorsport		Christian Hahn				Dallara F317 Spiess	Carlin Motorsport	229.7	Race - 1
30	Team Motopark		Liam Lawson		R	5	Dallara F317 Spiess	Team Motopark	229.2	Free Practice - 3
14	Team Motopark		Yuki Tsunoda		R	6	Dallara F317 Spiess	Team Motopark	228.8	Free Practice - 3
63	Carlin Motorsport		Nicolai Kjaergaard		R	7	Dallara F317 Spiess	Carlin Motorsport	228.8	Race - 1
20	Fortec Motorsport		Cameron Das				Dallara F317 HWA	Fortec Motorsport	228.3	Free Practice - 2
11	Carlin Motorsport		Teppei Natori		R	8	Dallara F317 Spiess	Carlin Motorsport	228.3	Race - 1
99	Drivex School		Rui Andrade		R	9	Dallara F317 Piedrafita	Drivex School	226.8	Race - 1
1	RP Motorsport		Javier Gonzalez		R	10	Dallara F317 Piedrafita	RP Motorsport	226.4	Race - 1
33	Team Motopark		Marino Sato				Dallara F317 Spiess	Team Motopark	226.4	Race - 1
18	Team Motopark		Julian Hanses				Dallara F317 Spiess	Team Motopark	225.4	Race - 1
2	RP Motorsport		Artem Petrov				Dallara F317 Piedrafita	RP Motorsport	224.5	Qualifying - 1
5	Tsimpris Motorsport		Dimitrios Tsimpris		R	11	Dallara F317 Piedrafita	Tsimpris Motorsport	220.4	Race - 1





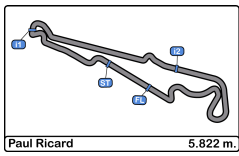
Paul Ricard
Euroformula Open
Race - 1
Lap Chart



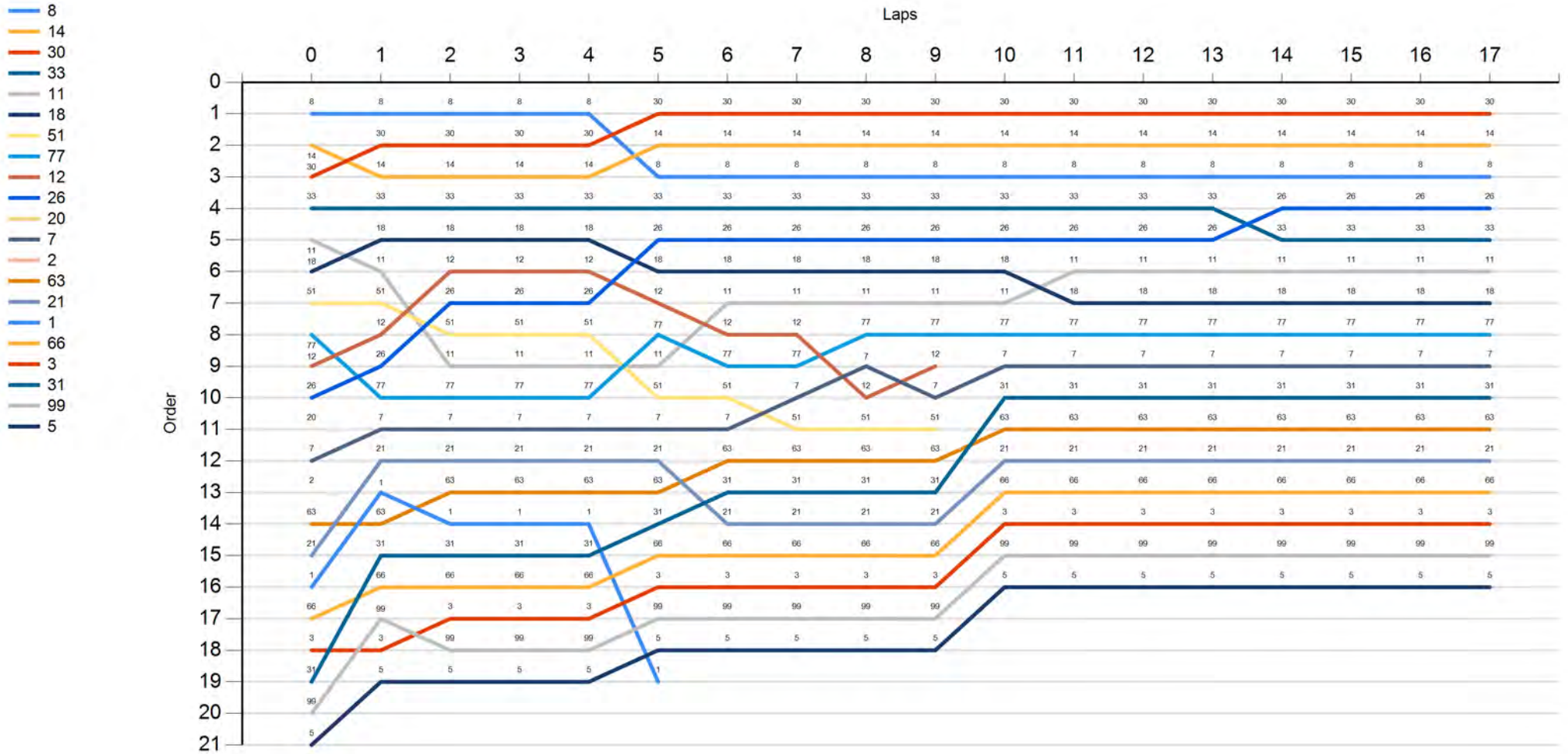
LAP

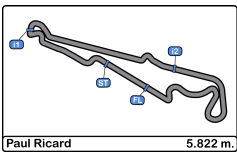
Nr	Po	Grid	1	2	3	4	5	6	7	8	9	10	11	12	13	14	15	16	17
8	1	8	8	8	8	8	30	30	30	30	30	30	30	30	30	30	30	30	30
14	2	14	30	30	30	30	14	14	14	14	14	14	14	14	14	14	14	14	14
30	3	30	14	14	14	14	8	8	8	8	8	8	8	8	8	8	8	8	8
33	4	33	33	33	33	33	33	33	33	33	33	33	33	33	33	26	26	26	26
11	5	11	18	18	18	18	26	26	26	26	26	26	26	26	26	33	33	33	33
18	6	18	11	12	12	12	18	18	18	18	18	11	11	11	11	11	11	11	11
51	7	51	51	26	26	26	12	11	11	11	11	11	18	18	18	18	18	18	18
77	8	77	12	51	51	51	77	12	12	77	77	77	77	77	77	77	77	77	77
12	9	12	26	11	11	11	11	77	77	7	12	7	7	7	7	7	7	7	7
26	10	26	77	77	77	77	51	51	7	12	7	31	31	31	31	31	31	31	31
20	11	20	7	7	7	7	7	7	51	51	51	63	63	63	63	63	63	63	63
7	12	7	21	21	21	21	21	63	63	63	63	21	21	21	21	21	21	21	21
2	13	2	1	63	63	63	63	31	31	31	31	66	66	66	66	66	66	66	66
63	14	63	63	1	1	1	31	21	21	21	21	3	3	3	3	3	3	3	3
21	15	21	31	31	31	31	66	66	66	66	66	99	99	99	99	99	99	99	99
1	16	1	66	66	66	66	3	3	3	3	3	5	5	5	5	5	5	5	5
66	17	66	99	3	3	3	99	99	99	99	99								
3	18	3	3	99	99	99	5	5	5	5	5								
31	19	31	5	5	5	5	1												
99	20	99																	
5	21	5																	





Paul Ricard
Euroformula Open
Race - 1
Graphic Lap Chart



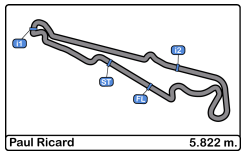


Paul Ricard
 Euroformula Open
 Race - 1
 Pit Stop Analysis



Nr.	In Day Time	Entrant	Nat	Driver	Nat	Cat	Chassis - Engine	Team	In Time	Stop N°	Pit Time	Handicap	Penalty
-----	-------------	---------	-----	--------	-----	-----	------------------	------	---------	---------	----------	----------	---------

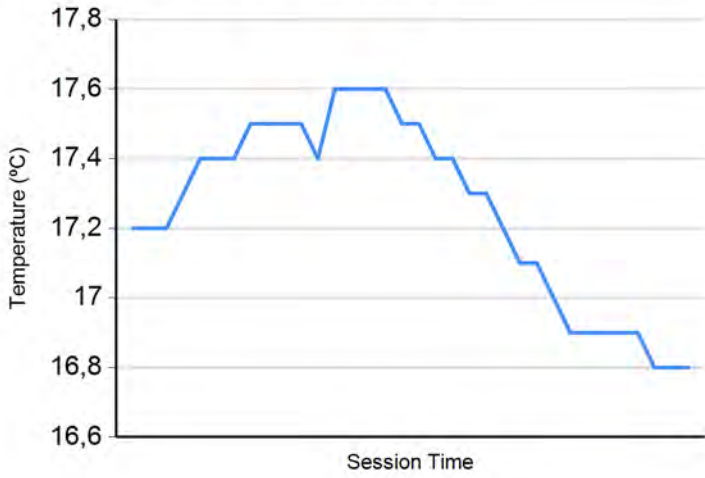




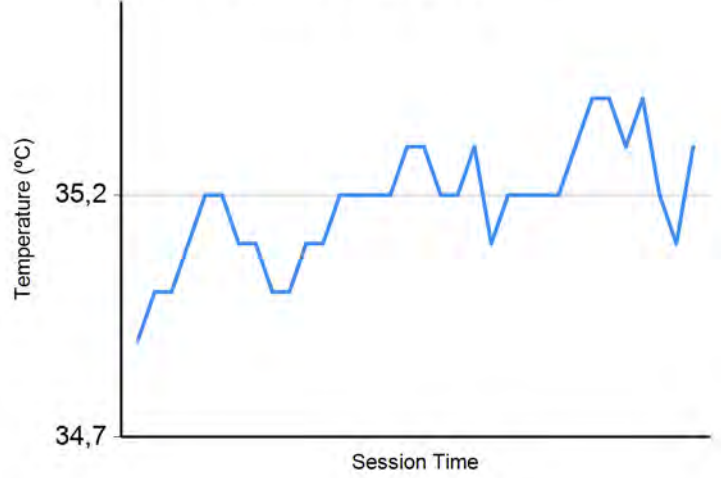
Paul Ricard
Euroformula Open
Race - 1
Weather Report



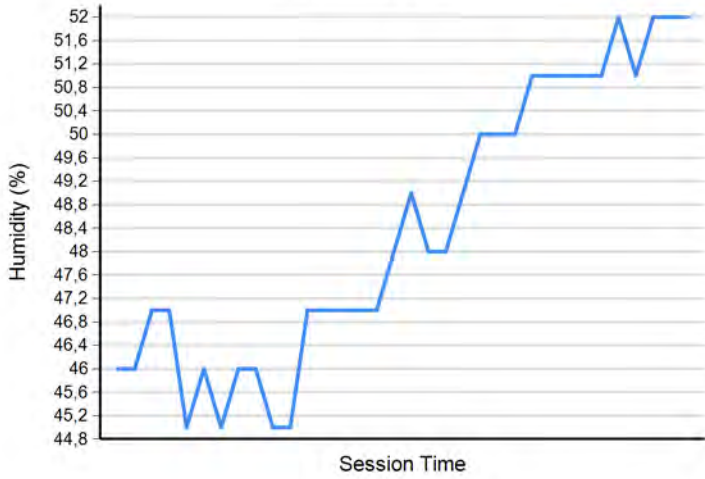
Air Temperature



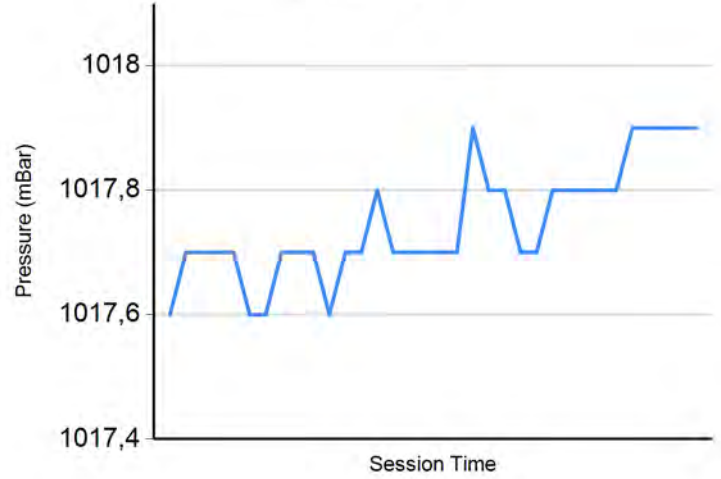
Track Temperature



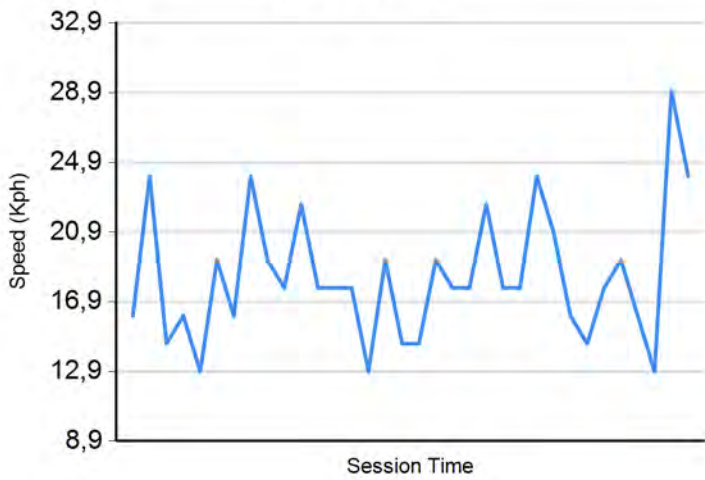
Humidity



Pressure

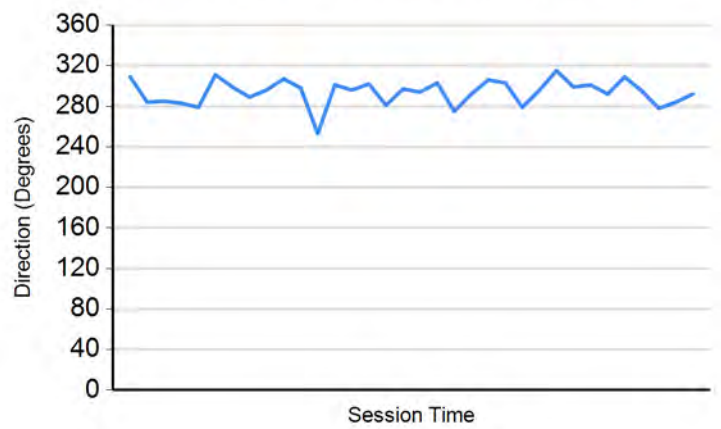


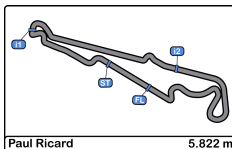
Wind Speed



Wind direction

North = 0°/360° Est = 90° South = 180° West = 270°





Paul Ricard
Euroformula Open
Race - 1
Final Results



Cls	Nº	Entrant	Nat	Driver	Nat	Cat	Cls	Chassis	Team	Laps	Total Time	Gap	Interval	Km/h	Best	Time	Km/h
1	30	Team Motopark	DEU	Liam Lawson	NZL	R	1	Dallara F317 Spiess	Team Motopark	17	34:30.060			172.1	10	1:56.578	179.7
2	14	Team Motopark	DEU	Yuki Tsunoda	JPN	R	2	Dallara F317 Spiess	Team Motopark	17	34:31.307	1.247	1.247	172.0	10	1:56.529	179.8
3	8	Teo Martin Motorsport	ESP	Lukas Dunner	AUT			Dallara F317 HWA	Teo Martin Motorsport	17	34:31.702	1.642	0.395	171.9	10	1:56.535	179.8
4	26	Double R	GBR	Linus Lundqvist	SWE	R	3	Dallara F317 HWA	Double R	17	34:34.335	4.275	2.633	171.7	16	1:56.337	180.1
5	33	Team Motopark	DEU	Marino Sato	JPN			Dallara F317 Spiess	Team Motopark	17	34:37.261	7.201	2.926	171.5	11	1:56.801	179.4
6	11	Carlin Motorsport	GBR	Teppeï Natori	JPN	R	4	Dallara F317 Spiess	Carlin Motorsport	17	34:37.847	7.787	0.586	171.4	16	1:56.741	179.5
7	18	Team Motopark	DEU	Julian Hanses	DEU			Dallara F317 Spiess	Team Motopark	17	34:39.535	9.475	1.688	171.3	13	1:56.860	179.3
8	77	Teo Martin Motorsport	ESP	Guilherme Samaia	BRA			Dallara F317 HWA	Teo Martin Motorsport	17	34:40.054	9.994	0.519	171.2	11	1:56.316	180.1
9	7	Double R	GBR	Jack Doohan	AUS	R	5	Dallara F317 HWA	Double R	17	34:42.616	12.556	2.562	171.0	16	1:56.345	180.1
10	31	Carlin Motorsport	GBR	Billy Monger	GBR	R	6	Dallara F317 Spiess	Carlin Motorsport	17	34:56.663	26.603	14.047	169.9	11	1:57.652	178.1
11	63	Carlin Motorsport	GBR	Nicolai Kjaergaard	DNK	R	7	Dallara F317 Spiess	Carlin Motorsport	17	34:58.186	28.126	1.523	169.8	17	1:58.030	177.5
12	21	Fortec Motorsport	GBR	Calan Williams	AUS			Dallara F317 HWA	Fortec Motorsport	17	35:03.402	33.342	5.216	169.3	11	1:58.432	176.9
13	66	Drivex School	ESP	Petru Florescu	ROU			Dallara F317 Piedrafita	Drivex School	17	35:04.796	34.736	1.394	169.2	17	1:58.200	177.3
14	3	RP Motorsport	ITA	Pierre Louis Chovet	FRA	R	8	Dallara F317 Piedrafita	RP Motorsport	17	35:06.962	36.902	2.166	169.1	14	1:58.623	176.6
15	99	Drivex School	ESP	Rui Andrade	AGO	R	9	Dallara F317 Piedrafita	Drivex School	17	35:19.635	49.575	12.673	168.0	9	1:59.634	175.1
16	5	Tsimpris	GRC	Dimitrios Tsimpris	GRC	R	10	Dallara F317 Piedrafita	Tsimpris	17	35:43.300	1:13.240	23.665	166.2	8	2:01.180	172.9
Not classified: (Requirements: 75% of number laps of leader = 13 Laps)																	
12	Carlin Motorsport	GBR	Christian Hahn	BRA				Dallara F317 Spiess	Carlin Motorsport	9	19:07.972	8 Laps	8 Laps	164.3	7	1:58.341	177.1
51	Teo Martin Motorsport	ESP	Aldo Festante	ITA				Dallara F317 HWA	Teo Martin Motorsport	9	19:08.838	8 Laps	0.866	164.1	8	1:58.058	177.5
1	RP Motorsport	ITA	Javier Gonzalez	MEX	R	11		Dallara F317 Piedrafita	RP Motorsport	5	12:55.223	12 Laps	4 Laps	135.1	2	2:01.698	172.2
20	Fortec Motorsport	GBR	Cameron Das	USA				Dallara F317 HWA	Fortec Motorsport								
2	RP Motorsport	ITA	Artem Petrov	RUS				Dallara F317 Piedrafita	RP Motorsport								

Fastest lap Guilherme Samaia in 1:56.316 at 180.2 Km/h in lap 11

Published at:.....

Track Temp: 35.3 °C Air Temp: 16.8 °C Humidity: 52 % Track Status: DRY

Stewards:	Race Director:	Timekeeper:





Championship Rookie Classification

Cls.	Nº	Name	Net Pts.	Pts.	Paul Ricard		Pau		Hockenheim		SPA-Francorchamps		Hungaroring		Red Bull Ring		Silverstone		Barcelona		Monza		
					R1	R2	R1	R2	R1	R2	R1	R2	R1	R2	R1	R2	R1	R2	R1	R2	R1	R2	
1	30	Liam Lawson	10	10	10																		
2	14	Yuki Tsunoda	8	8	8																		
3	26	Linus Lundqvist	6	6	6																		
4	11	Tepppei Natori	4	4	4																		
5	7	Jack Doohan	3	3	3																		
6	1	Javier Gonzalez	0	0																			
6	31	Billy Monger	0	0																			
6	5	Dimitrios Tsimpris	0	0																			
6	63	Nicolai Kjaergaard	0	0																			
6	3	Pierre Louis Chovet	0	0																			
6	99	Rui Andrade	0	0																			



Santísima Trinidad 30, 28010 Madrid
 Tel y Fax 91.448.32.06
 www.cronococa.com
 info@cronococa.com



Juan Bravo 17, 28006 Madrid
 Tel 91.432.27.50
 www.gtssport.es
 info@gtssport.es



Championship Teams' Classification

Cls.	Team	Pts.	Paul Ricard		Pau		Hockenheim		SPA-Francorchamps		Hungaroring		Red Bull Ring		Silverstone		Barcelona		Monza	
			R1	R2	R1	R2	R1	R2	R1	R2	R1	R2	R1	R2	R1	R2	R1	R2	R1	R2
1	Team Motopark	18	18																	
2	Teo Martin Motorsport	6	6																	
3	Double R	4	4																	
4	Drivex School	0																		
4	Fortec Motorsport	0																		
4	RP Motorsport	0																		
4	Tsimpris Motorsport	0																		
4	Carlin Motorsport	0																		



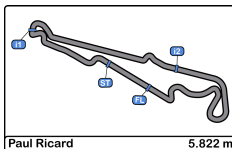
Drivers Statistics

Cls.	Nº	Name	Net Points	Points	First Positions	Seconds Positions	Thirds Positions	Race Fastest Laps	Pole Positions	Laps in first place	Km. covered in Race	Km. covered in Practice
1	30	Liam Lawson	25	25	1					13	98.974	227.058
2	14	Yuki Tsunoda	18	18		1					98.974	221.236
3	8	Lukas Dunner	16	16			1		1	4	98.974	180.482
4	26	Linus Lundqvist	12	12							98.974	221.236
5	33	Marino Sato	10	10							98.974	186.304
6	11	Teppeï Natori	8	8							98.974	203.770
7	18	Julian Hanses	6	6							98.974	227.058
8	77	Guilherme Samaia	5	5				1			98.974	186.304
9	7	Jack Doohan	2	2							98.974	232.880
10	31	Billy Monger	1	1							98.974	168.838
11	51	Aldo Festante	0	0							52.398	203.770
12	2	Artem Petrov	0	0								221.236
13	21	Calan Williams	0	0							98.974	209.592
14	20	Cameron Das	0	0								186.304
15	12	Christian Hahn	0	0							52.398	227.058
16	5	Dimitrios Tsimpris	0	0							98.974	163.016
17	1	Javier Gonzalez	0	0							29.110	203.770
18	63	Nicolai Kjaergaard	0	0							98.974	209.592
19	66	Petru Florescu	0	0							98.974	186.304
20	3	Pierre Louis Chovet	0	0							98.974	209.592
21	99	Rui Andrade	0	0							98.974	285.278



Drivers Performance

Cls.	Nº	Name	Net Pts.	Pts.	Paul Ricard		Pau		Hockenheim		SPA-Francorchamps		Hungaroring		Red Bull Ring		Silverstone		Barcelona		Monza	
					R1	R2	R1	R2	R1	R2	R1	R2	R1	R2	R1	R2	R1	R2	R1	R2	R1	R2
1	30	Liam Lawson	25	25	3 - 1																	
2	14	Yuki Tsunoda	18	18	2 - 2																	
3	8	Lukas Dunner	16	16	1 - 3																	
4	26	Linus Lundqvist	12	12	10 - 4																	
5	33	Marino Sato	10	10	4 - 5																	
6	11	Teppe Natori	8	8	5 - 6																	
7	18	Julian Hanes	6	6	6 - 7																	
8	77	Guilherme Samaia	5	5	8 - 8																	
9	7	Jack Doohan	2	2	12 - 9																	
10	31	Billy Monger	1	1	19 - 10																	
11	51	Aldo Festante	0	0	7 - NC																	
12	2	Artem Petrov	0	0	13 - NC																	
13	21	Calan Williams	0	0	15 - 12																	
14	20	Cameron Das	0	0	11 - NC																	
15	12	Christian Hahn	0	0	9 - NC																	
16	5	Dimitrios Tsimpris	0	0	21 - 16																	
17	1	Javier Gonzalez	0	0	16 - NC																	
18	63	Nicolai Kjaergaard	0	0	14 - 11																	
19	66	Petru Florescu	0	0	17 - 13																	
20	3	Pierre Louis Chovet	0	0	18 - 14																	
21	99	Rui Andrade	0	0	20 - 15																	



Paul Ricard
Euroformula Open
Qualifying - 2
Provisional Results



Clas	Nº	Entrant	Nat	Driver	Nat	Cat	Clas	Chassis - Engine	Team	Laps	Best	Time	Gap	Interval	Km/h
1	30	Team Motopark	DE	Liam Lawson	NZL	R	1	Dallara F317 Spiess	Team Motopark	12	12	1:54.932			182.3
2	33	Team Motopark	DE	Marino Sato	JPN			Dallara F317 Spiess	Team Motopark	12	9	1:55.283	0.351	0.351	181.8
3	14	Team Motopark	DE	Yuki Tsunoda	JPN	R	2	Dallara F317 Spiess	Team Motopark	10	10	1:55.549	0.617	0.266	181.3
4	77	Teo Martin Motorsport	ESP	Guilherme Samaia	BR			Dallara F317 HWA	Teo Martin Motorsport	10	9	1:55.627	0.695	0.078	181.2
5	18	Team Motopark	DE	Julian Hanses	DE			Dallara F317 Spiess	Team Motopark	11	9	1:55.675	0.743	0.048	181.1
6	8	Teo Martin Motorsport	ESP	Lukas Dunner	AUT			Dallara F317 HWA	Teo Martin Motorsport	10	9	1:55.900	0.968	0.225	180.8
7	26	Double R	GB	Linus Lundqvist	SW	R	3	Dallara F317 HWA	Double R	11	10	1:55.948	1.016	0.048	180.7
8	12	Carlin Motorsport	GB	Christian Hahn	BR			Dallara F317 Spiess	Carlin Motorsport	11	9	1:56.067	1.135	0.119	180.5
9	11	Carlin Motorsport	GB	Tepei Natori	JPN	R	4	Dallara F317 Spiess	Carlin Motorsport	11	10	1:56.131	1.199	0.064	180.4
10	51	Teo Martin Motorsport	ESP	Aldo Festante	ITA			Dallara F317 HWA	Teo Martin Motorsport	11	11	1:56.603	1.671	0.472	179.7
11	7	Double R	GB	Jack Doohan	AU	R	5	Dallara F317 HWA	Double R	12	8	1:56.640	1.708	0.037	179.6
12	66	Drivex School	ESP	Petru Florescu	RO			Dallara F317 Piedrafita	Drivex School	12	12	1:56.686	1.754	0.046	179.6
13	31	Carlin Motorsport	GB	Billy Monger	GB	R	6	Dallara F317 Spiess	Carlin Motorsport	11	11	1:56.789	1.857	0.103	179.4
14	2	RP Motorsport	ITA	Artem Petrov	RU			Dallara F317 Piedrafita	RP Motorsport	12	12	1:56.894	1.962	0.105	179.3
15	20	Fortec Motorsport	GB	Cameron Das	US			Dallara F317 HWA	Fortec Motorsport	11	11	1:57.134	2.202	0.240	178.9
16	21	Fortec Motorsport	GB	Calan Williams	AU			Dallara F317 HWA	Fortec Motorsport	12	12	1:57.322	2.390	0.188	178.6
17	63	Carlin Motorsport	GB	Nicolai Kjaergaard	DN	R	7	Dallara F317 Spiess	Carlin Motorsport	11	10	1:57.326	2.394	0.004	178.6
18	3	RP Motorsport	ITA	Pierre Louis Chovet	FRA	R	8	Dallara F317 Piedrafita	RP Motorsport	10	9	1:57.769	2.837	0.443	177.9
19	99	Drivex School	ESP	Rui Andrade	AG	R	9	Dallara F317 Piedrafita	Drivex School	12	11	1:58.990	4.058	1.221	176.1
20	5	Tsimpris Motorsport	GR	Dimitrios Tsimpris	GR	R	10	Dallara F317 Piedrafita	Tsimpris Motorsport	11	11	2:00.130	5.198	1.140	174.4

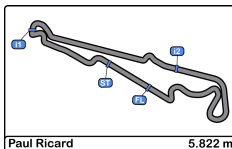
CAR 99 TIME 2:02.050 DISALLOWED TRACK LIMITS AT T 4 - TIME 2:01.704 DISALLOWED TRACK LIMITS AT T 6
 CAR 21 TIME 1:59.604 DISALLOWED TRACK LIMITS AT T 6
 CAR 51 TIME 1:57.141 DISALLOWED TRACK LIMITS AT T 6 - TIME 1:56.871 DISALLOWED TRACK LIMITS AT T 6 - TIME 1:57.603 DISALLOWED TRACK LIMITS AT T 6
 CAR 8 TIME 1:56.814 DISALLOWED TRACK LIMITS AT T 6
 CAR 31 TIME 1:57.771 DISALLOWED TRACK LIMITS AT T 6 - TIME 1:56.848 DISALLOWED TRACK LIMITS AT T 6
 CAR 51 BEST LAP DELETED TRACK LIMITS T6 REPETADLY

Published at:.....

Track Temp: 18.2 °C Air Temp: 11.4 °C Humidity: 50 % Track Status: DRY

Stewards:	Race Director:	Timekeeper:





Paul Ricard
Euroformula Open
Qualifying - 2
Provisional Results by Class



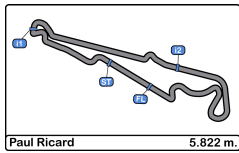
Clas	Nº	Entrant	Nat	Driver	Nat	Cat	Clas	Chassis - Engine	Team	Laps	Best	Time	Gap	Interval	Km/h
1	33	Team Motopark	DEU	Marino Sato	JPN			Dallara F317 Spiess	Team Motopark	12	9	1:55.283			181.8
2	77	Teo Martin	ESP	Guilherme Samaia	BRA			Dallara F317 HWA	Teo Martin	10	9	1:55.627	0.344	0.344	181.2
3	18	Team Motopark	DEU	Julian Hanses	DEU			Dallara F317 Spiess	Team Motopark	11	9	1:55.675	0.392	0.048	181.1
4	8	Teo Martin	ESP	Lukas Dunner	AUT			Dallara F317 HWA	Teo Martin	10	9	1:55.900	0.617	0.225	180.8
5	12	Carlin Motorsport	GBR	Christian Hahn	BRA			Dallara F317 Spiess	Carlin Motorsport	11	9	1:56.067	0.784	0.167	180.5
6	51	Teo Martin	ESP	Aldo Festante	ITA			Dallara F317 HWA	Teo Martin	11	11	1:56.603	1.320	0.536	179.7
7	66	Drivex School	ESP	Petru Florescu	ROU			Dallara F317 Piedrafita	Drivex School	12	12	1:56.686	1.403	0.083	179.6
8	2	RP Motorsport	ITA	Artem Petrov	RUS			Dallara F317 Piedrafita	RP Motorsport	12	12	1:56.894	1.611	0.208	179.3
9	20	Fortec Motorsport	GBR	Cameron Das	USA			Dallara F317 HWA	Fortec Motorsport	11	11	1:57.134	1.851	0.240	178.9
10	21	Fortec Motorsport	GBR	Calan Williams	AUS			Dallara F317 HWA	Fortec Motorsport	12	12	1:57.322	2.039	0.188	178.6
Rookie															
1	30	Team Motopark	DEU	Liam Lawson	NZL	R	1	Dallara F317 Spiess	Team Motopark	12	12	1:54.932			182.3
2	14	Team Motopark	DEU	Yuki Tsunoda	JPN	R	2	Dallara F317 Spiess	Team Motopark	10	10	1:55.549	0.617	0.617	181.3
3	26	Double R	GBR	Linus Lundqvist	SWE	R	3	Dallara F317 HWA	Double R	11	10	1:55.948	1.016	0.399	180.7
4	11	Carlin Motorsport	GBR	Teppey Natori	JPN	R	4	Dallara F317 Spiess	Carlin Motorsport	11	10	1:56.131	1.199	0.183	180.4
5	7	Double R	GBR	Jack Doohan	AUS	R	5	Dallara F317 HWA	Double R	12	8	1:56.640	1.708	0.509	179.6
6	31	Carlin Motorsport	GBR	Billy Monger	GBR	R	6	Dallara F317 Spiess	Carlin Motorsport	11	11	1:56.789	1.857	0.149	179.4
7	63	Carlin Motorsport	GBR	Nicolai Kjaergaard	DNK	R	7	Dallara F317 Spiess	Carlin Motorsport	11	10	1:57.326	2.394	0.537	178.6
8	3	RP Motorsport	ITA	Pierre Louis Chovet	FRA	R	8	Dallara F317 Piedrafita	RP Motorsport	10	9	1:57.769	2.837	0.443	177.9
9	99	Drivex School	ESP	Rui Andrade	AGO	R	9	Dallara F317 Piedrafita	Drivex School	12	11	1:58.990	4.058	1.221	176.1
10	5	Tsimpris Motorsport	GRC	Dimitrios Tsimpris	GRC	R	10	Dallara F317 Piedrafita	Tsimpris Motorsport	11	11	2:00.130	5.198	1.140	174.4

Published at:.....

Track Temp: 18.2 °C Air Temp: 11.4 °C Humidity: 50 % Track Status: DRY

Stewards:	Race Director:	Timekeeper:





Paul Ricard
Euroformula Open
Qualifying - 2
Lap Analysis



2 Artem Petrov Dallara F317 Piedrafita **7** Jack Doohan R Dallara F317 HWA
 RP Motorsport Double R

Lap D	Time	Sector 1	Sector 2	Sector 3	T. Spd	Elapsed	Lap D	Time	Sector 1	Sector 2	Sector 3	T. Spd	Elapsed
1	9:52:42.789	9:51:06.700	42.030	54.059		9:52:42.789	1	9:52:18.349	9:50:44.084	41.205	53.060		9:52:18.349
2	2:16.996 P	36.491	39.909	1:00.596	217.3	9:54:59.785	2	2:01.205	34.136	37.311	49.758	225.0	9:54:19.554
3	3:18.005	1:47.372	38.829	51.804		9:58:17.790	3	2:08.380 P	32.820	36.490	59.070	226.8	9:56:27.934
4	2:05.119	35.255	37.901	51.963	223.6	10:00:22.909	4	4:33.818	2:58.619	41.925	53.274		10:01:01.752
5	1:59.193	32.855	36.780	49.558	224.0	10:02:22.102	5	2:02.745	34.796	37.758	50.191	202.2	10:03:04.497
6	1:59.409	32.561	37.328	49.520	224.0	10:04:21.511	6	1:57.763	32.445	36.434	48.884	225.9	10:05:02.260
7	1:58.007	32.427	36.352	49.228	224.0	10:06:19.518	7	1:56.856	32.074	36.112	48.670	226.8	10:06:59.116
8	1:57.419	32.277	36.303	48.839	225.0	10:08:16.937	8	1:56.640	31.973	36.156	48.511	226.4	10:08:55.756
9	1:57.119	32.046	36.367	48.706	225.4	10:10:14.056	9	1:57.033	31.968	36.141	48.924	227.8	10:10:52.789
10	1:57.196	32.100	36.405	48.691	227.3	10:12:11.252	10	1:56.656	32.129	36.057	48.470	228.3	10:12:49.445
11	2:02.538	34.526	37.484	50.528	225.9	10:14:13.790	11	1:56.838	32.229	36.141	48.468	227.3	10:14:46.283
12	1:56.894	31.986	36.341	48.567	225.0	10:16:10.684	12	2:18.971 P	39.589	37.732	1:01.650	227.3	10:17:05.254
13		34.688	37.856		224.5								

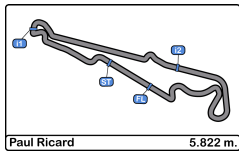
3 Pierre Louis Chovet R Dallara F317 Piedrafita **8** Lukas Dunner Dallara F317 HWA
 RP Motorsport Teo Martin Motorsport

Lap D	Time	Sector 1	Sector 2	Sector 3	T. Spd	Elapsed	Lap D	Time	Sector 1	Sector 2	Sector 3	T. Spd	Elapsed
1	9:52:49.683	9:51:07.479	47.808	54.396		9:52:49.683	1	9:52:42.574	9:51:10.285	39.582	52.707		9:52:42.574
2	2:19.794 P	35.787	38.446	1:05.561	225.4	9:55:09.477	2	2:12.974 P	33.994	37.778	1:01.202	225.0	9:54:55.548
3	3:36.341	1:59.301	38.894	58.146		9:58:45.818	3	6:21.210	4:46.621	40.661	53.928		10:01:16.758
4	2:00.384	33.473	36.885	50.026	224.5	10:00:46.202	4	2:06.314	35.812	38.395	52.107	205.3	10:03:23.072
5	1:59.094	32.949	36.713	49.432	224.5	10:02:45.296	5	2:11.448	38.042	40.519	52.887	210.1	10:05:34.520
6	1:58.004	32.517	36.317	49.170	225.4	10:04:43.300	6	2:09.282	40.675	38.450	50.157	211.7	10:07:43.802
7	2:01.944	32.557	36.345	53.042	225.4	10:06:45.244	7	1:56.814	31.871	36.478	48.465	225.9	10:09:40.616
8	2:00.732	32.427	36.535	51.770	224.0	10:08:45.976	8	1:56.331	31.872	36.206	48.253	226.4	10:11:36.947
9	1:57.769	32.287	36.343	49.139	225.0	10:10:43.745	9	1:55.900	31.740	36.087	48.073	226.8	10:13:32.847
10	2:10.002	32.537	37.360	1:00.105	224.5	10:12:53.747	10	1:55.943	31.661	36.056	48.226	226.4	10:15:28.790
11		33.254	37.408		219.0		11		39.043	43.904		217.3	

5 Dimitrios Tsimpris R Dallara F317 Piedrafita **11** Teppei Natori R Dallara F317 Spiess
 Tsimpris Motorsport Carlin Motorsport

Lap D	Time	Sector 1	Sector 2	Sector 3	T. Spd	Elapsed	Lap D	Time	Sector 1	Sector 2	Sector 3	T. Spd	Elapsed
1	9:52:37.559	9:50:57.780	42.688	57.091		9:52:37.559	1	9:55:47.656 P			9:55:47.656		9:55:47.656
2	2:20.955 P	37.300	39.670	1:03.985	221.7	9:54:58.514	2	2:41.794	1:02.473	41.988	57.333		9:58:29.450
3	3:20.702	1:41.427	43.586	55.689		9:58:19.216	3	2:18.109	38.302	44.038	55.769	189.1	10:00:47.559
4	2:04.439	34.865	37.769	51.805	219.9	10:00:23.655	4	2:04.378	35.509	37.859	51.010	221.7	10:02:51.937
5	2:02.127	33.980	37.490	50.657	220.8	10:02:25.782	5	1:58.092	32.505	36.764	48.823	224.5	10:04:50.029
6	2:01.359	33.634	37.132	50.593	219.0	10:04:27.141	6	1:57.156	32.276	36.186	48.694	225.4	10:06:47.185
7	2:01.143	33.749	37.149	50.245	225.0	10:06:28.284	7	1:56.560	31.973	36.256	48.331	226.4	10:08:43.745
8	2:12.216 P	33.367	37.229	1:01.620	218.6	10:08:40.500	8	1:56.544	31.950	36.039	48.555	226.4	10:10:40.289
9	3:33.637	2:01.592	40.298	51.747		10:12:14.137	9	1:56.175	31.944	36.010	48.221	227.8	10:12:36.464
10	2:01.022	33.708	37.196	50.118	220.4	10:14:15.159	10	1:56.131	31.989	35.946	48.196	228.3	10:14:32.595
11	2:00.130	33.106	37.181	49.843	222.2	10:16:15.289	11	1:58.266	31.799	35.989	50.478	228.3	10:16:30.861
12		36.627	44.588		219.5		12		36.022	41.696		226.4	





Paul Ricard
Euroformula Open
Qualifying - 2
Lap Analysis



12 Christian Hahn Dallara F317 Spiess **20** Cameron Das Dallara F317 HWA
 Carlin Motorsport Fortec Motorsport

Lap	D	Time	Sector 1	Sector 2	Sector 3	T. Spd	Elapsed	Lap	D	Time	Sector 1	Sector 2	Sector 3	T. Spd	Elapsed
1		9:52:32.949	9:50:59.511	39.128	54.310		9:52:32.949	1		9:52:48.311	9:51:11.795	41.939	54.577		9:52:48.311
2		4:29.655 P	34.660	37.770	3:17.225	205.3	9:57:02.604	2		4:00.695 P	36.484	38.502	2:45.709	224.5	9:56:49.006
3		2:36.765	58.643	41.881	56.241		9:59:39.369	3		2:30.589	54.777	41.291	54.521		9:59:19.595
4		2:17.290	37.512	40.504	59.274	195.2	10:01:56.659	4		2:09.423	36.378	39.389	53.656	186.2	10:01:29.018
5		2:18.192	36.280	40.223	1:01.689	208.0	10:04:14.851	5		2:01.819	33.928	37.178	50.713	223.1	10:03:30.837
6		2:09.070	35.255	37.469	56.346	200.0	10:06:23.921	6		1:58.894	32.614	36.969	49.311	225.9	10:05:29.731
7		2:01.728	33.383	37.055	51.290	222.2	10:08:25.649	7		2:03.943	36.050	37.763	50.130	225.0	10:07:33.674
8		1:57.826	32.569	36.423	48.834	224.5	10:10:23.475	8		1:57.603	32.190	36.369	49.044	225.4	10:09:31.277
9		1:56.067	31.867	36.204	47.996	225.9	10:12:19.542	9		1:58.507	32.431	36.794	49.282	227.3	10:11:29.784
10		2:09.088	31.828	36.014	1:01.246	225.4	10:14:28.630	10		1:57.465	32.308	36.438	48.719	226.4	10:13:27.249
11		2:14.722	42.062	40.871	51.789	227.3	10:16:43.352	11		1:57.134	31.991	36.414	48.729	225.9	10:15:24.383
12			42.177	38.525		223.6		12			33.774	36.959		225.4	

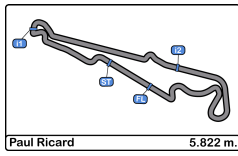
14 Yuki Tsunoda R Dallara F317 Spiess **21** Calan Williams Dallara F317 HWA
 Team Motopark Fortec Motorsport

Lap	D	Time	Sector 1	Sector 2	Sector 3	T. Spd	Elapsed	Lap	D	Time	Sector 1	Sector 2	Sector 3	T. Spd	Elapsed
1		9:52:28.908	9:50:49.921	42.250	56.737		9:52:28.908	1		9:52:40.066	9:50:58.705	44.559	56.802		9:52:40.066
2		2:03.248	32.767	36.895	53.586	225.9	9:54:32.156	2		3:23.781 P	40.244	39.622	2:03.915	146.3	9:56:03.847
3		1:57.467	32.263	36.543	48.661	227.3	9:56:29.623	3		2:31.308	53.169	42.303	55.836		9:58:35.155
4		2:13.031 P	32.115	36.426	1:04.490	225.4	9:58:42.654	4		2:06.203	34.588	37.044	54.571	208.0	10:00:41.358
5		5:48.952	4:13.462	42.434	53.056		10:04:31.606	5		1:59.604	33.039	36.952	49.613	225.0	10:02:40.962
6		2:02.922	34.395	37.180	51.347	225.0	10:06:34.528	6		1:58.507	32.793	36.617	49.097	226.4	10:04:39.469
7		1:56.328	31.855	36.188	48.285	226.8	10:08:30.856	7		1:58.421	32.541	36.398	49.482	227.8	10:06:37.890
8		2:01.559	33.249	37.949	50.361	234.7	10:10:32.415	8		1:57.902	32.394	36.515	48.993	226.8	10:08:35.792
9		1:55.655	31.594	36.079	47.982	230.7	10:12:28.070	9		1:57.640	32.453	36.296	48.891	226.4	10:10:33.432
10		1:55.549	31.668	35.978	47.903	230.2	10:14:23.619	10		2:06.035	32.294	36.244	57.497	230.7	10:12:39.467
11			32.388	38.527		231.7		11		1:57.455	32.333	36.311	48.811	228.8	10:14:36.922

18 Julian Hanses Dallara F317 Spiess **26** Linus Lundqvist R Dallara F317 HWA
 Team Motopark Double R

Lap	D	Time	Sector 1	Sector 2	Sector 3	T. Spd	Elapsed	Lap	D	Time	Sector 1	Sector 2	Sector 3	T. Spd	Elapsed
1		9:52:29.787	9:50:54.049	40.980	54.758		9:52:29.787								
2		2:03.337	33.960	38.599	50.778	212.1	9:54:33.124	1		9:52:20.687	9:50:46.389	41.004	53.294		9:52:20.687
3		1:57.168	32.125	36.410	48.633	229.2	9:56:30.292	2		2:00.839	34.109	37.271	49.459	225.9	9:54:21.526
4		2:14.085 P	32.256	36.422	1:05.407	228.3	9:58:44.377	3		2:07.282 P	32.518	36.522	58.242	228.8	9:56:28.808
5		4:41.607	3:10.600	39.187	51.820		10:03:25.984	4		6:08.391	4:37.656	38.496	52.239		10:02:37.199
6		2:04.716	34.593	37.923	52.200	208.8	10:05:30.700	5		2:00.755	33.940	36.845	49.970	224.5	10:04:37.954
7		1:59.769	33.352	36.669	49.748	221.3	10:07:30.469	6		1:57.334	32.222	36.173	48.939	225.9	10:06:35.288
8		1:55.708	31.691	36.071	47.946	225.0	10:09:26.177	7		1:56.715	32.024	36.153	48.538	229.7	10:08:32.003
9		1:55.675	31.654	36.038	47.983	225.4	10:11:21.852	8		1:56.821	32.234	36.091	48.496	230.2	10:10:28.824
10		1:55.689	31.580	36.107	48.002	227.3	10:13:17.541	9		1:56.025	31.915	35.998	48.112	230.2	10:12:24.849
11		1:57.321	31.889	36.197	49.235	226.4	10:15:14.862	10		1:55.948	31.885	35.902	48.161	228.8	10:14:20.797
12			33.439	38.021		225.4		11		2:06.824 P	31.892	36.468	58.464	228.3	10:16:27.621





Paul Ricard
Euroformula Open
Qualifying - 2
Lap Analysis



30

Liam Lawson

R

Dallara F317 Spiess

51

Aldo Festante

Dallara F317 HWA

Team Motopark

Teo Martin Motorsport

Lap	D	Time	Sector 1	Sector 2	Sector 3	T. Spd	Elapsed	Lap	D	Time	Sector 1	Sector 2	Sector 3	T. Spd	Elapsed
1		9:52:36.871	9:50:53.403	44.082	59.386		9:52:36.871	1		9:56:45.046	9:55:09.159	41.722	54.165		9:56:45.046
2		2:10.712	34.620	40.900	55.192	225.0	9:54:47.583	2		2:04.130	35.220	38.116	50.794	213.8	9:58:49.176
3		1:57.882	32.098	36.789	48.995	227.8	9:56:45.465	3		2:00.961	34.140	37.164	49.657	226.8	10:00:50.137
4		1:56.742	31.781	36.414	48.547	229.2	9:58:42.207	4		1:57.866	32.436	36.614	48.816	227.3	10:02:48.003
5		2:06.992 P	32.008	36.564	58.420	227.8	10:00:49.199	5		1:57.141	32.158	36.217	48.766	227.8	10:04:45.144
6		3:36.575	1:59.772	43.313	53.490		10:04:25.774	6		1:56.871	32.023	36.156	48.692	228.8	10:06:42.015
7		2:06.110	37.641	37.951	50.518	225.9	10:06:31.884	7		1:58.269	31.948	36.258	50.063	226.8	10:08:40.284
8		1:58.615	31.854	36.221	50.540	226.8	10:08:30.499	8		1:56.825	31.994	36.198	48.633	228.8	10:10:37.109
9		1:55.457	31.484	36.118	47.855	228.3	10:10:25.956	9		1:57.603	31.913	36.246	49.444	229.7	10:12:34.712
10		2:07.931	34.024	40.189	53.718	236.3	10:12:33.887	10		1:56.565	31.865	36.182	48.518	231.7	10:14:31.277
11		1:55.320	31.544	36.045	47.731	230.2	10:14:29.207	11		1:56.603	31.846	36.168	48.589	229.2	10:16:27.880
12		1:54.932	31.290	36.049	47.593	232.2	10:16:24.139	12			34.491	36.318		228.8	
13			41.807	52.423		217.3									

31

Billy Monger

R

Dallara F317 Spiess

63

Nicolai Kjaergaard

R

Dallara F317 Spiess

Carlin Motorsport

Carlin Motorsport

Lap	D	Time	Sector 1	Sector 2	Sector 3	T. Spd	Elapsed	Lap	D	Time	Sector 1	Sector 2	Sector 3	T. Spd	Elapsed
1		9:52:47.721	9:51:05.892	45.595	56.234		9:52:47.721	1		9:52:46.691	9:51:05.394	44.542	56.755		9:52:46.691
2		4:28.824 P	38.658	40.163	3:10.003	167.4	9:57:16.545	2		4:11.615 P	37.717	41.488	2:52.410	196.3	9:56:58.306
3		2:36.926	58.149	42.065	56.712		9:59:53.471	3		2:38.464	58.001	43.154	57.309		9:59:36.770
4		2:07.172	35.646	39.074	52.452	223.1	10:02:00.643	4		2:16.553	37.821	41.674	57.058	191.8	10:01:53.323
5		2:07.454	34.215	38.928	54.311	221.3	10:04:08.097	5		2:10.540	37.043	40.259	53.238	192.5	10:04:03.863
6		2:08.847	33.041	38.710	57.096	224.5	10:06:16.944	6		2:09.900	34.968	39.685	55.247	201.1	10:06:13.763
7		2:10.780	33.044	39.749	57.987	222.6	10:08:27.724	7		1:59.272	32.888	36.889	49.495	222.6	10:08:13.035
8		1:57.771	32.298	36.365	49.108	224.5	10:10:25.495	8		1:57.957	32.477	36.420	49.060	224.0	10:10:10.992
9		1:56.848	32.138	36.100	48.610	227.3	10:12:22.343	9		1:57.676	32.479	36.198	48.999	225.9	10:12:08.668
10		2:00.552	33.317	37.712	49.523	225.0	10:14:22.895	10		1:57.326	32.461	36.197	48.668	224.5	10:14:05.994
11		1:56.789	31.898	36.265	48.626	225.9	10:16:19.684	11		1:57.410	32.234	36.189	48.987	225.4	10:16:03.404
12			35.188	39.215		225.0		12			36.462	39.979		204.5	

33

Marino Sato

Dallara F317 Spiess

66

Petru Florescu

Dallara F317

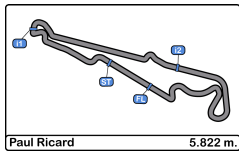
Piedrafita

Drivex School

Team Motopark

Lap	D	Time	Sector 1	Sector 2	Sector 3	T. Spd	Elapsed	Lap	D	Time	Sector 1	Sector 2	Sector 3	T. Spd	Elapsed
1		9:52:39.349	9:51:07.837	40.110	51.402		9:52:39.349	1		9:52:22.650	9:50:47.909	41.120	53.621		9:52:22.650
2		2:02.911	33.551	40.043	49.317	227.3	9:54:42.260	2		2:01.499	34.135	37.312	50.052	226.8	9:54:24.149
3		1:57.868	32.315	36.342	49.211	228.3	9:56:40.128	3		2:08.072 P	33.052	36.964	58.056	228.8	9:56:32.221
4		2:11.889 P	32.395	36.222	1:03.272	225.4	9:58:52.017	4		4:31.198	2:58.253	39.410	53.535		10:01:03.419
5		4:18.519	2:49.030	38.753	50.736		10:03:10.536	5		2:03.247	34.879	37.703	50.665	210.5	10:03:06.666
6		2:02.483	34.968	38.320	49.195	225.4	10:05:13.019	6		1:58.070	32.598	36.470	49.002	226.8	10:05:04.736
7		1:56.429	32.211	35.988	48.230	225.9	10:07:09.448	7		1:57.169	32.294	36.074	48.801	227.3	10:07:01.905
8		1:55.556	31.842	35.906	47.808	227.8	10:09:05.004	8		1:56.888	31.936	36.075	48.877	227.3	10:08:58.793
9		1:55.283	31.616	35.835	47.832	228.8	10:11:00.287	9		1:56.943	32.100	36.076	48.767	227.8	10:10:55.736
10		1:55.510	31.635	35.992	47.883	230.2	10:12:55.797	10		2:03.009	32.340	37.183	53.486	228.8	10:12:58.745
11		1:55.343	31.811	35.865	47.667	229.7	10:14:51.140	11		1:56.771	32.025	36.152	48.594	228.8	10:14:55.516
12		2:05.417	33.712	41.776	49.929	227.8	10:16:56.557	12		1:56.686	31.983	36.137	48.566	226.8	10:16:52.202
13			37.304	44.490		212.5		13			34.457	37.860		225.9	





Paul Ricard
Euroformula Open
Qualifying - 2
Lap Analysis



77

Guilherme Samaia

Dallara F317 HWA

Teo Martin Motorsport

Lap	D	Time	Sector 1	Sector 2	Sector 3	T. Spd	Elapsed
1		9:54:36.523	9:53:01.009	41.305	54.209		9:54:36.523
2		2:10.232 P	34.700	37.058	58.474	225.4	9:56:46.755
3		5:27.291	3:46.559	43.503	57.229		10:02:14.046
4		2:12.688	37.082	39.229	56.377	203.0	10:04:26.734
5		2:09.293	34.945	40.758	53.590	228.3	10:06:36.027
6		2:02.222	33.124	36.863	52.235	228.8	10:08:38.249
7		1:56.496	32.011	36.073	48.412	228.3	10:10:34.745
8		1:55.974	31.796	35.822	48.356	230.7	10:12:30.719
9		1:55.627	31.682	35.799	48.146	227.3	10:14:26.346
10		1:55.637	31.565	35.857	48.215	228.3	10:16:21.983
11			33.874	36.624		227.8	

99

Rui Andrade

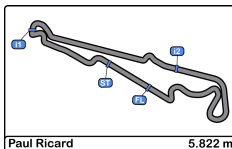
R

Dallara F317
Piedrafita

Drivex School

Lap	D	Time	Sector 1	Sector 2	Sector 3	T. Spd	Elapsed
1		9:53:36.091	9:51:58.710	43.386	53.995		9:53:36.091
2		2:09.539	37.001	40.318	52.220	200.0	9:55:45.630
3		2:02.050	33.548	37.825	50.677	222.6	9:57:47.680
4		2:01.704	33.515	37.235	50.954	221.7	9:59:49.384
5		2:00.833	33.188	36.968	50.677	223.6	10:01:50.217
6		2:00.084	33.227	36.913	49.944	219.5	10:03:50.301
7		2:00.044	33.169	36.881	49.994	223.1	10:05:50.345
8		2:00.015	33.050	36.809	50.156	222.2	10:07:50.360
9		1:59.308	32.754	36.918	49.636	224.0	10:09:49.668
10		1:59.480	32.904	37.064	49.512	225.0	10:11:49.148
11		1:58.990	32.819	36.798	49.373	222.2	10:13:48.138
12		1:59.192	32.833	36.764	49.595	223.1	10:15:47.330
13			38.786	40.554		191.4	



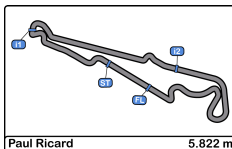


Paul Ricard
Euroformula Open
Qualifying - 2
Best Sectors Results



Sector - 1				Sector - 2				Sector - 3				Ideal Lap vs Best Lap				
Clas	Nº	Driver	Time	Nº	Driver	Time	Nº	Driver	Time	Clas	Nº	Driver	Ideal Lap	Best Lap	Clas	
1	30	Liam Lawson	31.290	77	Guilherme Samaia	35.799	30	Liam Lawson	47.593	1	30	Liam Lawson	1:54.928	1:54.932	1	
2	77	Guilherme Samaia	31.565	33	Marino Sato	35.835	33	Marino Sato	47.667	2	33	Marino Sato	1:55.118	1:55.283	2	
3	18	Julian Hanses	31.580	26	Linus Lundqvist	35.902	14	Yuki Tsunoda	47.903	3	14	Yuki Tsunoda	1:55.475	1:55.549	3	
4	14	Yuki Tsunoda	31.594	11	Teppei Natori	35.946	18	Julian Hanses	47.946	4	77	Guilherme Samaia	1:55.510	1:55.627	4	
5	33	Marino Sato	31.616	14	Yuki Tsunoda	35.978	12	Christian Hahn	47.996	5	18	Julian Hanses	1:55.564	1:55.675	5	
6	8	Lukas Dunner	31.661	12	Christian Hahn	36.014	8	Lukas Dunner	48.073	6	8	Lukas Dunner	1:55.790	1:55.900	6	
7	11	Teppei Natori	31.799	18	Julian Hanses	36.038	26	Linus Lundqvist	48.112	7	12	Christian Hahn	1:55.838	1:56.067	8	
8	12	Christian Hahn	31.828	30	Liam Lawson	36.045	77	Guilherme Samaia	48.146	8	26	Linus Lundqvist	1:55.899	1:55.948	7	
9	51	Aldo Festante	31.846	8	Lukas Dunner	36.056	11	Teppei Natori	48.196	9	11	Teppei Natori	1:55.941	1:56.131	9	
10	26	Linus Lundqvist	31.885	7	Jack Doohan	36.057	7	Jack Doohan	48.468	10	7	Jack Doohan	1:56.493	1:56.640	11	
11	31	Billy Monger	31.898	66	Petru Florescu	36.074	51	Aldo Festante	48.518	11	51	Aldo Festante	1:56.520	1:56.603	10	
12	66	Petru Florescu	31.936	31	Billy Monger	36.100	66	Petru Florescu	48.566	12	66	Petru Florescu	1:56.576	1:56.686	12	
13	7	Jack Doohan	31.968	51	Aldo Festante	36.156	2	Artem Petrov	48.567	13	31	Billy Monger	1:56.608	1:56.789	13	
14	2	Artem Petrov	31.986	63	Nicolai Kjaergaard	36.189	31	Billy Monger	48.610	14	2	Artem Petrov	1:56.856	1:56.894	14	
15	20	Cameron Das	31.991	21	Calan Williams	36.244	63	Nicolai Kjaergaard	48.668	15	20	Cameron Das	1:57.079	1:57.134	15	
16	63	Nicolai Kjaergaard	32.234	2	Artem Petrov	36.303	20	Cameron Das	48.719	16	63	Nicolai Kjaergaard	1:57.091	1:57.326	17	
17	21	Calan Williams	32.252	3	Pierre Louis Chovet	36.317	21	Calan Williams	48.762	17	21	Calan Williams	1:57.258	1:57.322	16	
18	3	Pierre Louis Chovet	32.287	20	Cameron Das	36.369	3	Pierre Louis Chovet	49.139	18	3	Pierre Louis Chovet	1:57.743	1:57.769	18	
19	99	Rui Andrade	32.754	99	Rui Andrade	36.764	99	Rui Andrade	49.373	19	99	Rui Andrade	1:58.891	1:58.990	19	
20	5	Dimitrios Tsimpris	33.106	5	Dimitrios Tsimpris	37.132	5	Dimitrios Tsimpris	49.843	20	5	Dimitrios Tsimpris	2:00.081	2:00.130	20	



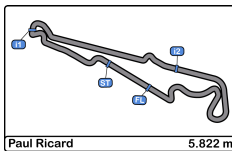


Paul Ricard
Euroformula Open
Qualifying - 2
Best 5 Lap Times



Cls	Nº	Entrant	Nat	Driver	Nat	Cat	Cls	Chassis - Engine	Team	Best 1		Best 2		Best 3		Best 4		Best 5	
										Time	Lap	Time	Lap	Time	Lap	Time	Lap	Time	Lap
1	30	Team Motopark	DEU	Liam Lawson	NZL	R	1	Dallara F317 Spiess	Team Motopark	1:54.932	12	1:55.320	11	1:55.457	9	1:56.742	4	1:57.882	3
2	33	Team Motopark	DEU	Marino Sato	JPN			Dallara F317 Spiess	Team Motopark	1:55.283	9	1:55.343	11	1:55.510	10	1:55.556	8	1:56.429	7
3	14	Team Motopark	DEU	Yuki Tsunoda	JPN	R	2	Dallara F317 Spiess	Team Motopark	1:55.549	10	1:55.655	9	1:56.328	7	1:57.467	3	2:01.559	8
4	77	Teo Martin Motorsport	ESP	Guilherme Samaia	BRA			Dallara F317 HWA	Teo Martin Motorsport	1:55.627	9	1:55.637	10	1:55.974	8	1:56.496	7	2:02.222	6
5	18	Team Motopark	DEU	Julian Hanses	DEU			Dallara F317 Spiess	Team Motopark	1:55.675	9	1:55.689	10	1:55.708	8	1:57.168	3	1:57.321	11
6	8	Teo Martin Motorsport	ESP	Lukas Dunner	AUT			Dallara F317 HWA	Teo Martin Motorsport	1:55.900	9	1:55.943	10	1:56.331	8	2:06.314	4	2:09.282	6
7	26	Double R	GBR	Linus Lundqvist	SWE	R	3	Dallara F317 HWA	Double R	1:55.948	10	1:56.025	9	1:56.715	7	1:56.821	8	1:57.334	6
8	12	Carlin Motorsport	GBR	Christian Hahn	BRA			Dallara F317 Spiess	Carlin Motorsport	1:56.067	9	1:57.826	8	2:01.728	7	2:09.070	6	2:09.088	10
9	11	Carlin Motorsport	GBR	Teppe Natori	JPN	R	4	Dallara F317 Spiess	Carlin Motorsport	1:56.131	10	1:56.175	9	1:56.544	8	1:56.560	7	1:57.156	6
10	51	Teo Martin Motorsport	ESP	Aldo Festante	ITA			Dallara F317 HWA	Teo Martin Motorsport	1:56.603	11	1:56.825	8	1:57.866	4	1:58.269	7	2:00.961	3
11	7	Double R	GBR	Jack Doohan	AUS	R	5	Dallara F317 HWA	Double R	1:56.640	8	1:56.656	10	1:56.838	11	1:56.856	7	1:57.033	9
12	66	Drivex School	ESP	Petru Florescu	ROU			Dallara F317 Piedrafita	Drivex School	1:56.686	12	1:56.771	11	1:56.888	8	1:56.943	9	1:57.169	7
13	31	Carlin Motorsport	GBR	Billy Monger	GBR	R	6	Dallara F317 Spiess	Carlin Motorsport	1:56.789	11	2:00.552	10	2:07.172	4	2:07.454	5	2:08.847	6
14	2	RP Motorsport	ITA	Artem Petrov	RUS			Dallara F317 Piedrafita	RP Motorsport	1:56.894	12	1:57.119	9	1:57.196	10	1:57.419	8	1:58.007	7
15	20	Fortec Motorsport	GBR	Cameron Das	USA			Dallara F317 HWA	Fortec Motorsport	1:57.134	11	1:57.465	10	1:57.603	8	1:58.507	9	1:58.894	6
16	21	Fortec Motorsport	GBR	Calan Williams	AUS			Dallara F317 HWA	Fortec Motorsport	1:57.322	12	1:57.455	11	1:57.640	9	1:57.902	8	1:58.421	7
17	63	Carlin Motorsport	GBR	Nicolai Kjaergaard	DNK	R	7	Dallara F317 Spiess	Carlin Motorsport	1:57.326	10	1:57.410	11	1:57.676	9	1:57.957	8	1:59.272	7
18	3	RP Motorsport	ITA	Pierre Louis Chovet	FRA	R	8	Dallara F317 Piedrafita	RP Motorsport	1:57.769	9	1:58.004	6	1:59.094	5	2:00.384	4	2:00.732	8
19	99	Drivex School	ESP	Rui Andrade	AGO	R	9	Dallara F317 Piedrafita	Drivex School	1:58.990	11	1:59.192	12	1:59.308	9	1:59.480	10	2:00.015	8
20	5	Tsimpris Motorsport	GRC	Dimitrios Tsimpris	GRC	R	10	Dallara F317 Piedrafita	Tsimpris Motorsport	2:00.130	11	2:01.022	10	2:01.143	7	2:01.359	6	2:02.127	5



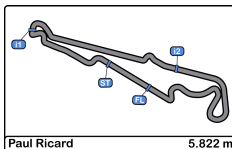


Paul Ricard
Euroformula Open
Qualifying - 2
Best 5 Top Speeds



Cls	Nº	Entrant	Nat	Driver	Nat	Cat	Cls	Chassis - Engine	Team	Top 1		Top 2		Top 3		Top 4		Top 5		Avg
										Km/h	Lap	Km/h	Lap	Km/h	Lap	Km/h	Lap	Km/h	Lap	
1	30	Team Motopark	DEU	Liam Lawson	NZL	R	1	Dallara F317 Spiess	Team Motopark	236.3	10	232.2	12	230.2	11	229.2	4	228.3	9	231.2
2	14	Team Motopark	DEU	Yuki Tsunoda	JPN	R	2	Dallara F317 Spiess	Team Motopark	234.7	8	231.7	11	230.7	9	230.2	10	227.3	3	230.9
3	51	Teo Martin Motorsport	ESP	Aldo Festante	ITA			Dallara F317 HWA	Teo Martin Motorsport	231.7	10	229.7	9	229.2	11	228.8	6	228.8	8	229.6
4	21	Fortec Motorsport	GBR	Calan Williams	AUS			Dallara F317 HWA	Fortec Motorsport	230.7	10	228.8	11	227.8	7	226.8	8	226.8	12	228.2
5	77	Teo Martin Motorsport	ESP	Guilherme Samaia	BRA			Dallara F317 HWA	Teo Martin Motorsport	230.7	8	228.8	6	228.3	5	228.3	7	228.3	10	228.9
6	26	Double R	GBR	Linus Lundqvist	SWE	R	3	Dallara F317 HWA	Double R	230.2	8	230.2	9	229.7	7	228.8	3	228.8	10	229.5
7	33	Team Motopark	DEU	Marino Sato	JPN			Dallara F317 Spiess	Team Motopark	230.2	10	229.7	11	228.8	9	228.3	3	227.8	8	229.0
8	18	Team Motopark	DEU	Julian Hanses	DEU			Dallara F317 Spiess	Team Motopark	229.2	3	228.3	4	227.3	10	226.4	11	225.4	9	227.3
9	66	Drivex School	ESP	Petru Florescu	ROU			Dallara F317 Piedrafita	Drivex School	228.8	3	228.8	10	228.8	11	227.8	9	227.3	7	228.3
10	7	Double R	GBR	Jack Doohan	AUS	R	4	Dallara F317 HWA	Double R	228.3	10	227.8	9	227.3	11	227.3	12	226.8	3	227.5
11	11	Carlin Motorsport	GBR	Teppei Natori	JPN	R	5	Dallara F317 Spiess	Carlin Motorsport	228.3	10	228.3	11	227.8	9	226.4	7	226.4	8	227.4
12	2	RP Motorsport	ITA	Artem Petrov	RUS			Dallara F317 Piedrafita	RP Motorsport	227.3	10	225.9	11	225.4	9	225.0	8	225.0	12	225.7
13	12	Carlin Motorsport	GBR	Christian Hahn	BRA			Dallara F317 Spiess	Carlin Motorsport	227.3	11	225.9	9	225.4	10	224.5	8	223.6	12	225.3
14	20	Fortec Motorsport	GBR	Cameron Das	USA			Dallara F317 HWA	Fortec Motorsport	227.3	9	226.4	10	225.9	6	225.9	11	225.4	8	226.2
15	31	Carlin Motorsport	GBR	Billy Monger	GBR	R	6	Dallara F317 Spiess	Carlin Motorsport	227.3	9	225.9	11	225.0	10	225.0	12	224.5	6	225.5
16	8	Teo Martin Motorsport	ESP	Lukas Dunner	AUT			Dallara F317 HWA	Teo Martin Motorsport	226.8	9	226.4	8	226.4	10	225.9	7	225.0	2	226.1
17	63	Carlin Motorsport	GBR	Nicolai Kjaergaard	DNK	R	7	Dallara F317 Spiess	Carlin Motorsport	225.9	9	225.4	11	224.5	10	224.0	8	222.6	7	224.5
18	3	RP Motorsport	ITA	Pierre Louis Chovet	FRA	R	8	Dallara F317 Piedrafita	RP Motorsport	225.4	2	225.4	6	225.4	7	225.0	9	224.5	4	225.1
19	5	Tsimpris Motorsport	GRC	Dimitrios Tsimpris	GRC	R	9	Dallara F317 Piedrafita	Tsimpris Motorsport	225.0	7	222.2	11	221.7	2	220.8	5	220.4	10	222.0
20	99	Drivex School	ESP	Rui Andrade	AGO	R	10	Dallara F317 Piedrafita	Drivex School	225.0	10	224.0	9	223.6	5	223.1	7	223.1	12	223.7



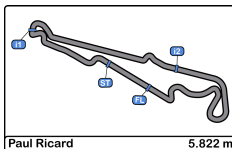


Paul Ricard
Euroformula Open
Qualifying - 2
Fastest Laps Sequence



Lap	Time of Day	Session Time	Nº	Entrant	Nat	Driver	Nat	Cat	Chassis - Engine	Team	Time	Km/h
2	9:54:19.554	4:19.554	7	Double R	GBR	Jack Doohan	AUS	R	Dallara F317 HWA	Double R	2:01.205	172.9
2	9:54:21.526	4:21.526	26	Double R	GBR	Linus Lundqvist	SWE	R	Dallara F317 HWA	Double R	2:00.839	173.4
3	9:56:29.623	6:29.623	14	Team Motopark	DEU	Yuki Tsunoda	JPN	R	Dallara F317 Spiess	Team Motopark	1:57.467	178.4
3	9:56:30.292	6:30.292	18	Team Motopark	DEU	Julian Hanses	DEU		Dallara F317 Spiess	Team Motopark	1:57.168	178.8
4	9:58:42.207	8:42.207	30	Team Motopark	DEU	Liam Lawson	NZL	R	Dallara F317 Spiess	Team Motopark	1:56.742	179.5
7	10:07:09.448	17:09.448	33	Team Motopark	DEU	Marino Sato	JPN		Dallara F317 Spiess	Team Motopark	1:56.429	180.0
7	10:08:30.856	18:30.856	14	Team Motopark	DEU	Yuki Tsunoda	JPN	R	Dallara F317 Spiess	Team Motopark	1:56.328	180.1
8	10:09:05.004	19:05.004	33	Team Motopark	DEU	Marino Sato	JPN		Dallara F317 Spiess	Team Motopark	1:55.556	181.3
9	10:10:25.956	20:25.956	30	Team Motopark	DEU	Liam Lawson	NZL	R	Dallara F317 Spiess	Team Motopark	1:55.457	181.5
9	10:11:00.287	21:00.287	33	Team Motopark	DEU	Marino Sato	JPN		Dallara F317 Spiess	Team Motopark	1:55.283	181.8
12	10:16:24.139	26:24.139	30	Team Motopark	DEU	Liam Lawson	NZL	R	Dallara F317 Spiess	Team Motopark	1:54.932	182.3



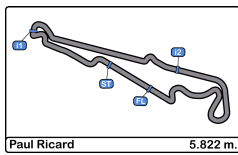


Paul Ricard
Euroformula Open
Qualifying - 2
Event Best Maximum Speed



Nº	Entrant	Nat	Driver	Nat	Cat	Clas	Chassis - Engine	Team	Km/h	Session
30	Team Motopark	DEU	Liam Lawson	NZL	R	1	Dallara F317 Spiess	Team Motopark	236.3	Qualifying - 2
14	Team Motopark	DEU	Yuki Tsunoda	JPN	R	2	Dallara F317 Spiess	Team Motopark	234.7	Qualifying - 2
31	Carlin Motorsport	GBR	Billy Monger	GBR	R	3	Dallara F317 Spiess	Carlin Motorsport	233.7	Race - 1
26	Double R	GBR	Linus Lundqvist	SWE	R	4	Dallara F317 HWA	Double R	233.7	Race - 1
21	Fortec Motorsport	GBR	Calan Williams	AUS			Dallara F317 HWA	Fortec Motorsport	233.2	Race - 1
3	RP Motorsport	ITA	Pierre Louis Chovet	FRA	R	5	Dallara F317 Piedrafita	RP Motorsport	232.2	Race - 1
7	Double R	GBR	Jack Doohan	AUS	R	6	Dallara F317 HWA	Double R	231.7	Race - 1
51	Teo Martin	ESP	Aldo Festante	ITA			Dallara F317 HWA	Teo Martin	231.7	Qualifying - 2
8	Teo Martin	ESP	Lukas Dunner	AUT			Dallara F317 HWA	Teo Martin	230.7	Race - 1
77	Teo Martin	ESP	Guilherme Samaia	BRA			Dallara F317 HWA	Teo Martin	230.7	Qualifying - 2
33	Team Motopark	DEU	Marino Sato	JPN			Dallara F317 Spiess	Team Motopark	230.2	Qualifying - 2
66	Drivex School	ESP	Petru Florescu	ROU			Dallara F317 Piedrafita	Drivex School	229.7	Race - 1
12	Carlin Motorsport	GBR	Christian Hahn	BRA			Dallara F317 Spiess	Carlin Motorsport	229.7	Race - 1
18	Team Motopark	DEU	Julian Hanes	DEU			Dallara F317 Spiess	Team Motopark	229.2	Qualifying - 2
63	Carlin Motorsport	GBR	Nicolai Kjaergaard	DNK	R	7	Dallara F317 Spiess	Carlin Motorsport	228.8	Race - 1
20	Fortec Motorsport	GBR	Cameron Das	USA			Dallara F317 HWA	Fortec Motorsport	228.3	Free Practice - 2
11	Carlin Motorsport	GBR	Teppey Natori	JPN	R	8	Dallara F317 Spiess	Carlin Motorsport	228.3	Race - 1
2	RP Motorsport	ITA	Artem Petrov	RUS			Dallara F317 Piedrafita	RP Motorsport	227.3	Qualifying - 2
99	Drivex School	ESP	Rui Andrade	AGO	R	9	Dallara F317 Piedrafita	Drivex School	226.8	Race - 1
1	RP Motorsport	ITA	Javier Gonzalez	MEX	R	10	Dallara F317 Piedrafita	RP Motorsport	226.4	Race - 1
5	Tsimpris Motorsport	GRC	Dimitrios Tsimpris	GRC	R	11	Dallara F317 Piedrafita	Tsimpris Motorsport	225.0	Qualifying - 2





Paul Ricard
Euroformula Open
Qualifying - 2
Pit Stop Analysis



2 Artem Petrov RP Motorsport
Dallara F317 Piedrafita

Nr.	In Day Time	In Time	Out Time	Pit Time	T. Pit Time	Handicap	Penalty
1	9:54:50.792	9:54:50.792	9:56:11.899	1:21.107	1:21.107		

3 Pierre Louis Chovet R RP Motorsport
Dallara F317 Piedrafita

Nr.	In Day Time	In Time	Out Time	Pit Time	T. Pit Time	Handicap	Penalty
1	9:54:57.599	9:54:57.599	9:56:31.681	1:34.082	1:34.082		

5 Dimitrios Tsimpris R Tsimpris Motorsport
Dallara F317 Piedrafita

Nr.	In Day Time	In Time	Out Time	Pit Time	T. Pit Time	Handicap	Penalty
1	9:54:48.252	9:54:48.252	9:56:02.331	1:14.079	1:14.079		
2	10:08:31.356	10:08:31.356	10:10:04.595	1:33.239	2:47.318		

7 Jack Doohan R Double R
Dallara F317 HWA

Nr.	In Day Time	In Time	Out Time	Pit Time	T. Pit Time	Handicap	Penalty
1	9:56:17.519	9:56:17.519	9:58:48.130	2:30.611	2:30.611		

8 Lukas Dunner Teo Martin Motorsport
Dallara F317 HWA

Nr.	In Day Time	In Time	Out Time	Pit Time	T. Pit Time	Handicap	Penalty
1	9:54:46.665	9:54:46.665	9:59:05.445	4:18.780	4:18.780		

12 Christian Hahn Carlin Motorsport
Dallara F317 Spiess

Nr.	In Day Time	In Time	Out Time	Pit Time	T. Pit Time	Handicap	Penalty
1	9:54:37.851	9:54:37.851	9:57:21.841	2:43.990	2:43.990		

14 Yuki Tsunoda R Team Motopark
Dallara F317 Spiess

Nr.	In Day Time	In Time	Out Time	Pit Time	T. Pit Time	Handicap	Penalty
1	9:58:30.972	9:58:30.972	10:02:14.391	3:43.419	3:43.419		

18 Julian Hanses Team Motopark
Dallara F317 Spiess

Nr.	In Day Time	In Time	Out Time	Pit Time	T. Pit Time	Handicap	Penalty
1	9:58:32.376	9:58:32.376	10:01:17.544	2:45.168	2:45.168		

20 Cameron Das Fortec Motorsport
Dallara F317 HWA

Nr.	In Day Time	In Time	Out Time	Pit Time	T. Pit Time	Handicap	Penalty
1	9:54:56.523	9:54:56.523	9:57:06.124	2:09.601	2:09.601		

21 Calan Williams Fortec Motorsport
Dallara F317 HWA

Nr.	In Day Time	In Time	Out Time	Pit Time	T. Pit Time	Handicap	Penalty
1	9:54:52.444	9:54:52.444	9:56:20.970	1:28.526	1:28.526		

26 Linus Lundqvist R Double R
Dallara F317 HWA

Nr.	In Day Time	In Time	Out Time	Pit Time	T. Pit Time	Handicap	Penalty
1	9:56:19.300	9:56:19.300	10:00:30.069	4:10.769	4:10.769		

30 Liam Lawson R Team Motopark
Dallara F317 Spiess

Nr.	In Day Time	In Time	Out Time	Pit Time	T. Pit Time	Handicap	Penalty
1	10:00:39.443	10:00:39.443	10:02:11.008	1:31.565	1:31.565		

31 Billy Monger R Carlin Motorsport
Dallara F317 Spiess

Nr.	In Day Time	In Time	Out Time	Pit Time	T. Pit Time	Handicap	Penalty
1	9:55:04.811	9:55:04.811	9:57:36.667	2:31.856	2:31.856		

33 Marino Sato Team Motopark
Dallara F317 Spiess

Nr.	In Day Time	In Time	Out Time	Pit Time	T. Pit Time	Handicap	Penalty
1	9:58:41.618	9:58:41.618	10:00:57.915	2:16.297	2:16.297		

63 Nicolai Kjaergaard R Carlin Motorsport
Dallara F317 Spiess

Nr.	In Day Time	In Time	Out Time	Pit Time	T. Pit Time	Handicap	Penalty
1	9:55:01.338	9:55:01.338	9:57:15.792	2:14.454	2:14.454		

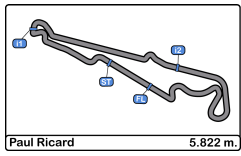
66 Petru Florescu Drivex School
Dallara F317 Piedrafita

Nr.	In Day Time	In Time	Out Time	Pit Time	T. Pit Time	Handicap	Penalty
1	9:56:23.711	9:56:23.711	9:58:52.041	2:28.330	2:28.330		

77 Guilherme Samaia Teo Martin Motorsport
Dallara F317 HWA

Nr.	In Day Time	In Time	Out Time	Pit Time	T. Pit Time	Handicap	Penalty
1	9:56:38.363	9:56:38.363	9:59:54.924	3:16.561	3:16.561		

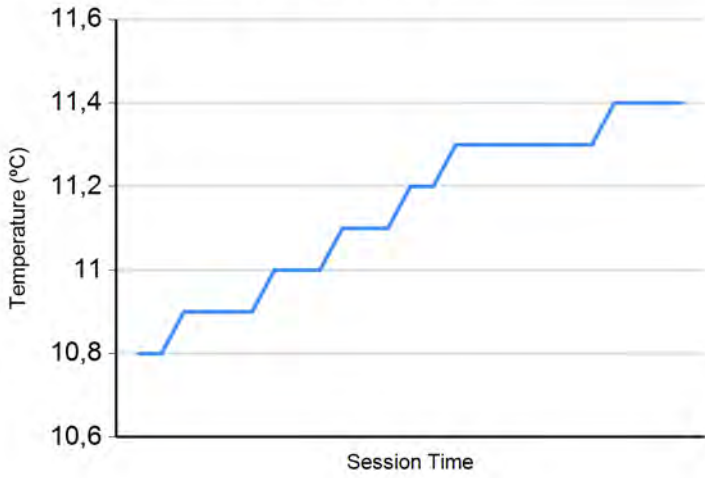




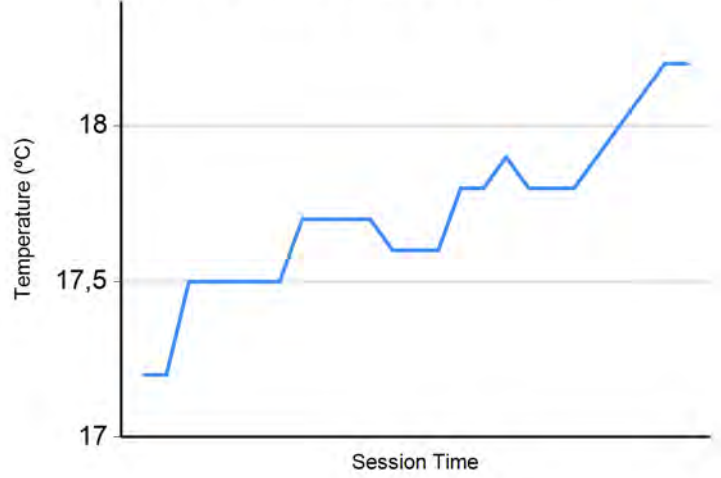
Paul Ricard
Euroformula Open
Qualifying - 2
Weather Report



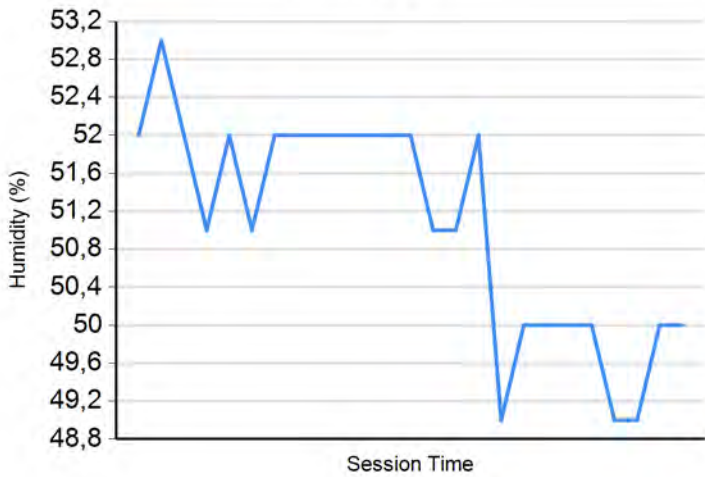
Air Temperature



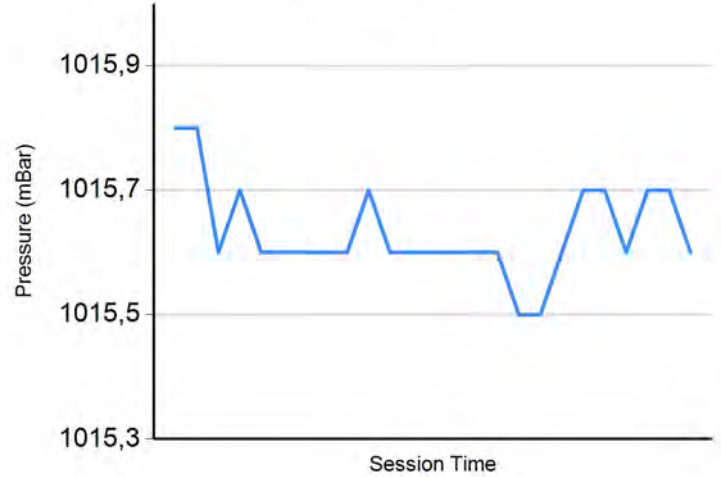
Track Temperature



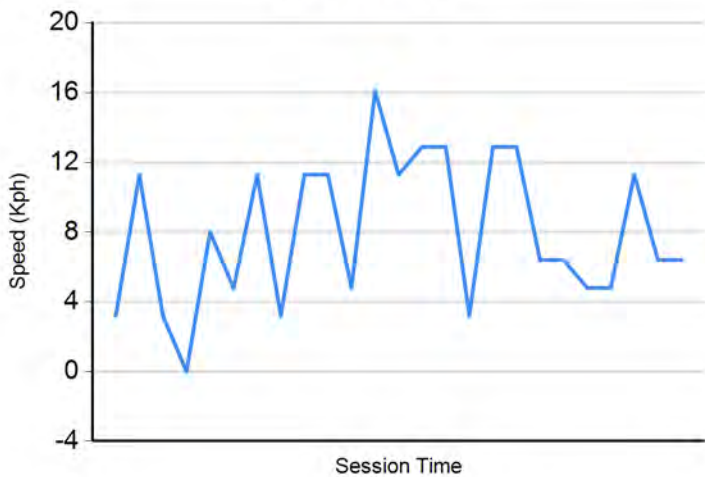
Humidity



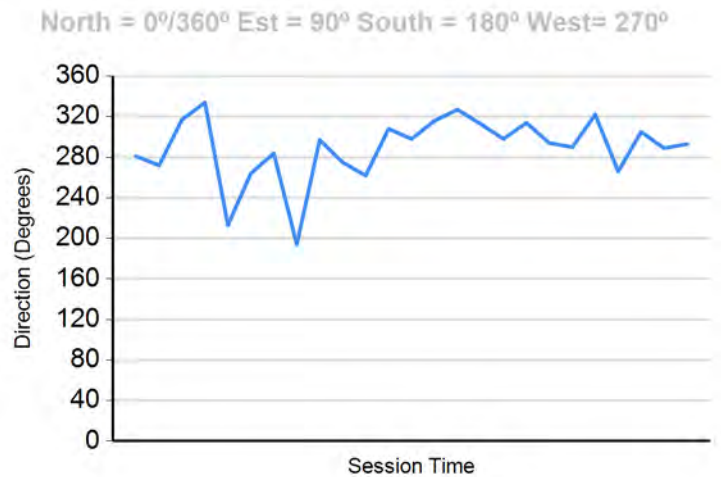
Pressure

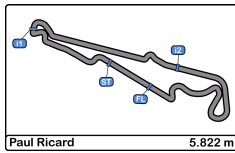


Wind Speed



Wind direction



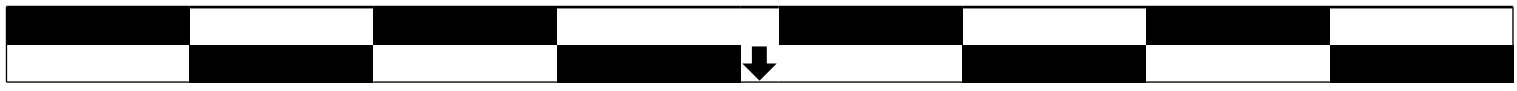


Paul Ricard
Euroformula Open
Race - 2
Starting Grid



20	5	Dimitrios Tsimpris	2:00.130
18	3	Pierre Louis Chovet	1:57.769
16	21	Calan Williams	1:57.322
14	2	Artem Petrov	1:56.894
12	31	Billy Monger	1:56.789
10	7	Jack Doohan	1:56.640
8	12	Christian Hahn	1:56.067
6	8	Lukas Dunner	1:55.900
4	77	Guilherme Samaia	1:55.627
2	33	Marino Sato	1:55.283

.10.	19	99	Rui Andrade	1:58.990
.9.	17	63	Nicolai Kjaergaard	1:57.326
.8.	15	20	Cameron Das	1:57.134
.7.	13	51	Aldo Festante	1:56.603
.6.	11	66	Petru Florescu	1:56.686
.5.	9	11	Teppei Natori	1:56.131
.4.	7	26	Linus Lundqvist	1:55.948
.3.	5	18	Julian Hanses	1:55.675
.2.	3	14	Yuki Tsunoda	1:55.549
.1.	1	30	Liam Lawson	1:54.932



Pole

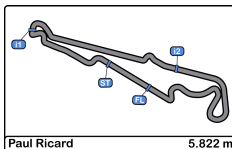
CAR #51 DROPS 3 GRID POSITIONS IN STARTING GRID RACE 2 Art.16.1 SPORTING REGULATIONS STEWARDS DECISION N° 3

Published at:.....

Stewards:

Timekeeper:





Paul Ricard
Euroformula Open
Race - 2
Provisional Results



Cls	Nº	Entrant	Nat	Driver	Nat	Cat	Cls	Chassis - Engine	Team	Laps	Total Time	Gap	Interval	Km/h	Best	Time	Km/h
1	33	Team Motopark	DEU	Marino Sato	JPN			Dallara F317 Spiess	Team Motopark	15	29:10.336			179.6	6	1:55.871	180.8
2	30	Team Motopark	DEU	Liam Lawson	NZL	R	1	Dallara F317 Spiess	Team Motopark	15	29:13.866	3.530	3.530	179.2	8	1:55.650	181.2
3	77	Teo Martin Motorsport	ESP	Guilherme Samaia	BRA			Dallara F317 HWA	Teo Martin Motorsport	15	29:14.751	4.415	0.885	179.1	8	1:55.840	180.9
4	8	Teo Martin Motorsport	ESP	Lukas Dunner	AUT			Dallara F317 HWA	Teo Martin Motorsport	15	29:16.186	5.850	1.435	179.0	8	1:55.848	180.9
5	26	Double R	GBR	Linus Lundqvist	SWE	R	2	Dallara F317 HWA	Double R	15	29:20.836	10.500	4.650	178.5	15	1:55.443	181.5
6	14	Team Motopark	DEU	Yuki Tsunoda	JPN	R	3	Dallara F317 Spiess	Team Motopark	15	29:25.765	15.429	4.929	178.0	15	1:56.382	180.0
7	12	Carlin Motorsport	GBR	Christian Hahn	BRA			Dallara F317 Spiess	Carlin Motorsport	15	29:30.767	20.431	5.002	177.5	9	1:56.162	180.4
8	11	Carlin Motorsport	GBR	Teppei Natori	JPN	R	4	Dallara F317 Spiess	Carlin Motorsport	15	29:31.657	21.321	0.890	177.4	11	1:56.845	179.3
9	7	Double R	GBR	Jack Doohan	AUS	R	5	Dallara F317 HWA	Double R	15	29:32.280	21.944	0.623	177.3	8	1:56.712	179.5
10	18	Team Motopark	DEU	Julian Hanes	DEU			Dallara F317 Spiess	Team Motopark	15	29:32.452	22.116	0.172	177.3	14	1:56.666	179.6
11	51	Teo Martin Motorsport	ESP	Aldo Festante	ITA			Dallara F317 HWA	Teo Martin Motorsport	15	29:35.357	25.021	2.905	177.0	12	1:56.709	179.5
12	31	Carlin Motorsport	GBR	Billy Monger	GBR	R	6	Dallara F317 Spiess	Carlin Motorsport	15	29:42.923	32.587	7.566	176.3	9	1:57.127	178.9
13	63	Carlin Motorsport	GBR	Nicolai Kjaergaard	DNK	R	7	Dallara F317 Spiess	Carlin Motorsport	15	29:46.230	35.894	3.307	176.0	11	1:57.147	178.9
14	2	RP Motorsport	ITA	Artem Petrov	RUS			Dallara F317 Piedrafita	RP Motorsport	15	29:56.340	46.004	10.110	175.0	12	1:57.952	177.6
15	20	Fortec Motorsport	GBR	Cameron Das	USA			Dallara F317 HWA	Fortec Motorsport	15	30:00.033	49.697	3.693	174.6	6	1:57.587	178.2
16	21	Fortec Motorsport	GBR	Calan Williams	AUS			Dallara F317 HWA	Fortec Motorsport	15	30:03.242	52.906	3.209	174.3	3	1:58.019	177.5
17	5	Tsimpris	GRC	Dimitrios Tsimpris	GRC	R	8	Dallara F317 Piedrafita	Tsimpris	15	30:38.584	1:28.248	35.342	170.9	15	2:01.189	172.9
18	66	Drivex School	ESP	Petru Florescu	ROU			Dallara F317 Piedrafita	Drivex School	15	31:04.640	1:54.304	26.056	168.6	12	1:56.900	179.2
19	99	Drivex School	ESP	Rui Andrade	AGO	R	9	Dallara F317 Piedrafita	Drivex School	14	29:48.133	1 Lap	1 Lap	164.0	14	1:57.975	177.6
Not classified: (Requirements: 75% of number laps of leader = 12 Laps)																	
	3	RP Motorsport	ITA	Pierre Louis Chovet	FRA	R	10	Dallara F317 Piedrafita	RP Motorsport	4	8:10.459	11 Laps	10 Laps	170.9	4	1:59.535	175.3

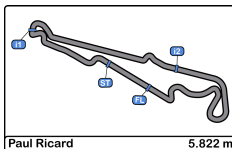
Fastest lap Linus Lundqvist in 1:55.443 at 181.6 Km/h in lap 15

Published at:.....

Track Temp: 35.6 °C Air Temp: 14.9 °C Humidity: 41 % Track Status: DRY

Stewards:	Race Director:	Timekeeper:





Paul Ricard
Euroformula Open
Race - 2
Provisional Results by Class



Cls	Nº	Entrant	Nat	Driver	Nat	Cat	Cls	Chassis - Engine	Team	Laps	Total Time	Gap	Interval	Km/h	Best	Time	Km/h
1	33	Team Motopark	DEU	Marino Sato	JPN			Dallara F317 Spiess	Team Motopark	15	29:10.336			179.6	6	1:55.871	180.8
2	77	Teo Martin Motorsport	ESP	Guilherme Samaia	BRA			Dallara F317 HWA	Teo Martin Motorsport	15	29:14.751	4.415	4.415	179.1	8	1:55.840	180.9
3	8	Teo Martin Motorsport	ESP	Lukas Dunner	AUT			Dallara F317 HWA	Teo Martin Motorsport	15	29:16.186	5.850	1.435	179.0	8	1:55.848	180.9
4	12	Carlin Motorsport	GBR	Christian Hahn	BRA			Dallara F317 Spiess	Carlin Motorsport	15	29:30.767	20.431	14.581	177.5	9	1:56.162	180.4
5	18	Team Motopark	DEU	Julian Hanses	DEU			Dallara F317 Spiess	Team Motopark	15	29:32.452	22.116	1.685	177.3	14	1:56.666	179.6
6	51	Teo Martin Motorsport	ESP	Aldo Festante	ITA			Dallara F317 HWA	Teo Martin Motorsport	15	29:35.357	25.021	2.905	177.0	12	1:56.709	179.5
7	2	RP Motorsport	ITA	Artem Petrov	RUS			Dallara F317 Piedrafita	RP Motorsport	15	29:56.340	46.004	20.983	175.0	12	1:57.952	177.6
8	20	Fortec Motorsport	GBR	Cameron Das	USA			Dallara F317 HWA	Fortec Motorsport	15	30:00.033	49.697	3.693	174.6	6	1:57.587	178.2
9	21	Fortec Motorsport	GBR	Calan Williams	AUS			Dallara F317 HWA	Fortec Motorsport	15	30:03.242	52.906	3.209	174.3	3	1:58.019	177.5
10	66	Drivex School	ESP	Petru Florescu	ROU			Dallara F317 Piedrafita	Drivex School	15	31:04.640	1:54.304	1:01.398	168.6	12	1:56.900	179.2

Rookie

1	30	Team Motopark	DEU	Liam Lawson	NZL	R	1	Dallara F317 Spiess	Team Motopark	15	29:13.866			179.2	8	1:55.650	181.2
2	26	Double R	GBR	Linus Lundqvist	SWE	R	2	Dallara F317 HWA	Double R	15	29:20.836	10.500	6.970	178.5	15	1:55.443	181.5
3	14	Team Motopark	DEU	Yuki Tsunoda	JPN	R	3	Dallara F317 Spiess	Team Motopark	15	29:25.765	15.429	4.929	178.0	15	1:56.382	180.0
4	11	Carlin Motorsport	GBR	Teppey Natori	JPN	R	4	Dallara F317 Spiess	Carlin Motorsport	15	29:31.657	21.321	5.892	177.4	11	1:56.845	179.3
5	7	Double R	GBR	Jack Doohan	AUS	R	5	Dallara F317 HWA	Double R	15	29:32.280	21.944	0.623	177.3	8	1:56.712	179.5
6	31	Carlin Motorsport	GBR	Billy Monger	GBR	R	6	Dallara F317 Spiess	Carlin Motorsport	15	29:42.923	32.587	10.643	176.3	9	1:57.127	178.9
7	63	Carlin Motorsport	GBR	Nicolai Kjaergaard	DNK	R	7	Dallara F317 Spiess	Carlin Motorsport	15	29:46.230	35.894	3.307	176.0	11	1:57.147	178.9
8	5	Tsimpris	GRC	Dimitrios Tsimpris	GRC	R	8	Dallara F317 Piedrafita	Tsimpris	15	30:38.584	1:28.248	52.354	170.9	15	2:01.189	172.9
9	99	Drivex School	ESP	Rui Andrade	AGO	R	9	Dallara F317 Piedrafita	Drivex School	14	29:48.133	1 Lap	1 Lap	164.0	14	1:57.975	177.6

Not classified: (Requirements: 75% of number laps of leader = 12 Laps)

3	RP Motorsport	ITA	Pierre Louis Chovet	FRA	R	10	Dallara F317 Piedrafita	RP Motorsport	4	8:10.459	11 Laps	10 Laps	170.9	4	1:59.535	175.3
---	---------------	-----	---------------------	-----	---	----	-------------------------	---------------	---	----------	---------	---------	-------	---	----------	-------

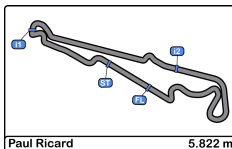
Fastest lap Linus Lundqvist in 1:55.443 at 181.6 Km/h in lap 15

Published at:.....

Track Temp: 35.6 °C Air Temp: 14.9 °C Humidity: 41 % Track Status: DRY

Stewards:	Race Director:	Timekeeper:





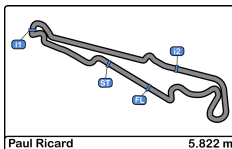
Paul Ricard
Euroformula Open
Race - 2



Provisional Classification by Driver Fastest Lap

Clas	Nº	Entrant	Nat	Driver	Nat	Cat	Clas	Chassis - Engine	Team	Laps	Best	Time	Gap	Interval	Km/h
1	26	Double R		Linus Lundqvist		R	1	Dallara F317 HWA	Double R	15	15	1:55.443			181.5
2	30	Team Motopark		Liam Lawson		R	2	Dallara F317 Spiess	Team Motopark	15	8	1:55.650	0.207	0.207	181.2
3	77	Teo Martin Motorsport		Guilherme Samaia				Dallara F317 HWA	Teo Martin Motorsport	15	8	1:55.840	0.397	0.190	180.9
4	8	Teo Martin Motorsport		Lukas Dunner				Dallara F317 HWA	Teo Martin Motorsport	15	8	1:55.848	0.405	0.008	180.9
5	33	Team Motopark		Marino Sato				Dallara F317 Spiess	Team Motopark	15	6	1:55.871	0.428	0.023	180.8
6	12	Carlin Motorsport		Christian Hahn				Dallara F317 Spiess	Carlin Motorsport	15	9	1:56.162	0.719	0.291	180.4
7	14	Team Motopark		Yuki Tsunoda		R	3	Dallara F317 Spiess	Team Motopark	15	15	1:56.382	0.939	0.220	180.0
8	18	Team Motopark		Julian Hanes				Dallara F317 Spiess	Team Motopark	15	14	1:56.666	1.223	0.284	179.6
9	51	Teo Martin Motorsport		Aldo Festante				Dallara F317 HWA	Teo Martin Motorsport	15	12	1:56.709	1.266	0.043	179.5
10	7	Double R		Jack Doohan		R	4	Dallara F317 HWA	Double R	15	8	1:56.712	1.269	0.003	179.5
11	11	Carlin Motorsport		Teppei Natori		R	5	Dallara F317 Spiess	Carlin Motorsport	15	11	1:56.845	1.402	0.133	179.3
12	66	Drivex School		Petru Florescu				Dallara F317 Piedrafita	Drivex School	15	12	1:56.900	1.457	0.055	179.2
13	31	Carlin Motorsport		Billy Monger		R	6	Dallara F317 Spiess	Carlin Motorsport	15	9	1:57.127	1.684	0.227	178.9
14	63	Carlin Motorsport		Nicolai Kjaergaard		R	7	Dallara F317 Spiess	Carlin Motorsport	15	11	1:57.147	1.704	0.020	178.9
15	20	Fortec Motorsport		Cameron Das				Dallara F317 HWA	Fortec Motorsport	15	6	1:57.587	2.144	0.440	178.2
16	2	RP Motorsport		Artem Petrov				Dallara F317 Piedrafita	RP Motorsport	15	12	1:57.952	2.509	0.365	177.6
17	99	Drivex School		Rui Andrade		R	8	Dallara F317 Piedrafita	Drivex School	14	14	1:57.975	2.532	0.023	177.6
18	21	Fortec Motorsport		Calan Williams				Dallara F317 HWA	Fortec Motorsport	15	3	1:58.019	2.576	0.044	177.5
19	3	RP Motorsport		Pierre Louis Chovet		R	9	Dallara F317 Piedrafita	RP Motorsport	4	4	1:59.535	4.092	1.516	175.3
20	5	Tsimpris		Dimitrios Tsimpris		R	10	Dallara F317 Piedrafita	Tsimpris	15	15	2:01.189	5.746	1.654	172.9



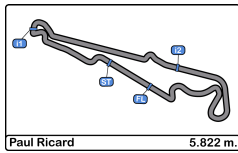


Paul Ricard
Euroformula Open
Race - 2
Distance and Speed Average



Clas	Nº	Entrant	Nat	Driver	Nat	Cat	Clas	Chassis - Engine	Team	Laps	Distance	Total Time	Km/h
1	33	Team Motopark	DEU	Marino Sato	JPN			Dallara F317 Spiess	Team Motopark	15	87.33	29:10.336	179.6
2	30	Team Motopark	DEU	Liam Lawson	NZL	R	1	Dallara F317 Spiess	Team Motopark	15	87.33	29:13.866	179.2
3	77	Teo Martin Motorsport	ESP	Guilherme Samaia	BRA			Dallara F317 HWA	Teo Martin Motorsport	15	87.33	29:14.751	179.1
4	8	Teo Martin Motorsport	ESP	Lukas Dunner	AUT			Dallara F317 HWA	Teo Martin Motorsport	15	87.33	29:16.186	179.0
5	26	Double R	GBR	Linus Lundqvist	SWE	R	2	Dallara F317 HWA	Double R	15	87.33	29:20.836	178.5
6	14	Team Motopark	DEU	Yuki Tsunoda	JPN	R	3	Dallara F317 Spiess	Team Motopark	15	87.33	29:25.765	178.0
7	12	Carlin Motorsport	GBR	Christian Hahn	BRA			Dallara F317 Spiess	Carlin Motorsport	15	87.33	29:30.767	177.5
8	11	Carlin Motorsport	GBR	Teppe Natori	JPN	R	4	Dallara F317 Spiess	Carlin Motorsport	15	87.33	29:31.657	177.4
9	7	Double R	GBR	Jack Doohan	AUS	R	5	Dallara F317 HWA	Double R	15	87.33	29:32.280	177.3
10	18	Team Motopark	DEU	Julian Hanes	DEU			Dallara F317 Spiess	Team Motopark	15	87.33	29:32.452	177.3
11	51	Teo Martin Motorsport	ESP	Aldo Festante	ITA			Dallara F317 HWA	Teo Martin Motorsport	15	87.33	29:35.357	177.0
12	31	Carlin Motorsport	GBR	Billy Monger	GBR	R	6	Dallara F317 Spiess	Carlin Motorsport	15	87.33	29:42.923	176.3
13	63	Carlin Motorsport	GBR	Nicolai Kjaergaard	DNK	R	7	Dallara F317 Spiess	Carlin Motorsport	15	87.33	29:46.230	176.0
14	2	RP Motorsport	ITA	Artem Petrov	RUS			Dallara F317 Piedrafita	RP Motorsport	15	87.33	29:56.340	175.0
15	20	Fortec Motorsport	GBR	Cameron Das	USA			Dallara F317 HWA	Fortec Motorsport	15	87.33	30:00.033	174.6
16	21	Fortec Motorsport	GBR	Calan Williams	AUS			Dallara F317 HWA	Fortec Motorsport	15	87.33	30:03.242	174.3
17	5	Tsimpris Motorsport	GRC	Dimitrios Tsimpris	GRC	R	8	Dallara F317 Piedrafita	Tsimpris Motorsport	15	87.33	30:38.584	170.9
18	66	Drivex School	ESP	Petru Florescu	ROU			Dallara F317 Piedrafita	Drivex School	15	87.33	31:04.640	168.6
19	99	Drivex School	ESP	Rui Andrade	AGO	R	9	Dallara F317 Piedrafita	Drivex School	14	81.50	29:48.133	164.0
Not classified: (Requirements: 75% of number laps of leader = 12 Laps)													
3	RP Motorsport	ITA	Pierre Louis Chovet	FRA	R	10	Dallara F317 Piedrafita	RP Motorsport	4	23.28	8:10.459	170.9	





Paul Ricard
Euroformula Open
Race - 2
Lap Analysis



2 Artem Petrov Dallara F317 Piedrafita **7** Jack Doohan R Dallara F317 HWA
RP Motorsport Double R

Lap D	Time	Sector 1	Sector 2	Sector 3	T. Spd	Elapsed	Lap D	Time	Sector 1	Sector 2	Sector 3	T. Spd	Elapsed
1	2:08.424	39.905	38.188	50.331	203.3	2:08.424	1	2:07.568	39.578	38.005	49.985	201.4	2:07.568
2	2:00.548	33.737	37.423	49.388	226.8	4:08.972	2	1:59.007	32.922	36.369	49.716	233.7	4:06.575
3	1:58.126	32.446	36.479	49.201	225.4	6:07.098	3	1:57.171	32.435	36.222	48.514	229.2	6:03.746
4	2:01.702	34.656	37.413	49.633	222.6	8:08.800	4	1:57.088	32.378	36.010	48.700	228.3	8:00.834
5	2:00.536	33.634	37.130	49.772	228.8	10:09.336	5	1:57.100	32.114	35.962	49.024	230.2	9:57.934
6	2:00.155	34.148	36.528	49.479	225.4	12:09.491	6	1:57.498	32.312	36.299	48.887	236.3	11:55.432
7	1:58.580	32.683	36.708	49.189	225.9	14:08.071	7	1:57.312	32.095	36.235	48.982	229.2	13:52.744
8	1:58.071	32.710	36.379	48.982	228.3	16:06.142	8	1:56.712	32.104	35.901	48.707	231.2	15:49.456
9	1:58.855	32.841	36.826	49.188	228.8	18:04.997	9	1:58.402	32.124	36.711	49.567	232.7	17:47.858
10	1:58.223	32.556	36.453	49.214	224.0	20:03.220	10	1:56.901	32.238	36.216	48.447	227.3	19:44.759
11	1:59.071	32.652	37.358	49.061	228.8	22:02.291	11	1:56.838	31.953	36.411	48.474	228.8	21:41.597
12	1:57.952	32.281	36.562	49.109	224.5	24:00.243	12	1:57.106	32.251	36.352	48.503	228.8	23:38.703
13	1:58.726	32.400	36.753	49.573	225.0	25:58.969	13	1:56.933	32.190	36.231	48.512	230.2	25:35.636
14	1:58.458	32.561	36.443	49.454	224.5	27:57.427	14	1:57.118	31.981	36.276	48.861	230.2	27:32.754
15	1:58.913	32.728	36.372	49.813	224.0	29:56.340	15	1:59.526	32.966	36.619	49.941	235.2	29:32.280

3 Pierre Louis Chovet Dallara F317 Piedrafita **8** Lukas Dunner R Dallara F317 HWA
RP Motorsport Teo Martin Motorsport

Lap D	Time	Sector 1	Sector 2	Sector 3	T. Spd	Elapsed	Lap D	Time	Sector 1	Sector 2	Sector 3	T. Spd	Elapsed
1	2:09.962	41.059	38.573	50.330	208.0	2:09.962	1	2:05.030	38.043	37.637	49.350	195.2	2:05.030
2	2:01.341	33.654	37.166	50.521	228.3	4:11.303	2	1:57.514	32.360	36.465	48.689	229.7	4:02.544
3	1:59.621	32.533	36.799	50.289	227.3	6:10.924	3	1:56.614	32.141	36.132	48.341	228.3	5:59.158
4	1:59.535	33.308	36.534	49.693	225.0	8:10.459	4	1:56.712	32.055	36.129	48.528	227.8	7:55.870
5		32.942	36.797		226.8		5	1:56.777	32.116	36.078	48.583	229.2	9:52.647

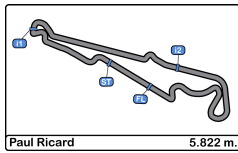
5 Dimitrios Tsimpris Dallara F317 Piedrafita **8** Lukas Dunner R Dallara F317 HWA
Tsimpris Motorsport Teo Martin Motorsport

Lap D	Time	Sector 1	Sector 2	Sector 3	T. Spd	Elapsed	Lap D	Time	Sector 1	Sector 2	Sector 3	T. Spd	Elapsed
1	2:12.700	41.955	39.715	51.030	204.1	2:12.700	6	1:56.542	32.179	36.059	48.304	231.7	11:49.189
2	2:02.061	34.048	37.530	50.483	218.6	4:14.761	7	1:56.385	31.959	36.213	48.213	229.2	13:45.574
3	2:01.461	33.773	37.269	50.419	221.3	6:16.222	8	1:55.848	31.860	35.845	48.143	228.8	15:41.422
4	2:01.401	33.827	37.191	50.383	217.3	8:17.623	9	1:56.233	31.845	36.278	48.110	230.2	17:37.655
5	2:01.868	33.779	37.695	50.394	217.7	10:19.491	10	1:56.421	31.873	36.232	48.316	227.3	19:34.076
6	2:01.773	33.908	37.565	50.300	219.9	12:21.264	11	1:56.567	32.016	36.403	48.148	228.8	21:30.643
7	2:02.252	34.006	37.706	50.540	215.1	14:23.516	12	1:56.396	32.090	36.225	48.081	229.2	23:27.039
8	2:01.993	34.095	37.568	50.330	216.8	16:25.509	13	1:56.248	31.871	36.226	48.151	229.7	25:23.287
9	2:01.701	33.788	37.579	50.334	216.4	18:27.210	14	1:56.318	31.725	36.117	48.476	228.8	27:19.605
10	2:02.665	34.010	37.927	50.728	216.0	20:29.875	15	1:56.581	32.234	36.140	48.207	228.8	29:16.186

11 Tepei Natori Dallara F317 Spiess R Dallara F317 Spiess
Carlin Motorsport

Lap D	Time	Sector 1	Sector 2	Sector 3	T. Spd	Elapsed	Lap D	Time	Sector 1	Sector 2	Sector 3	T. Spd	Elapsed
1	2:07.153	39.315	37.949	49.889	196.7	2:07.153	1	2:07.153	39.315	37.949	49.889	196.7	2:07.153
2	2:00.107	32.988	36.530	50.589	235.2	4:07.260	2	2:00.107	32.988	36.530	50.589	235.2	4:07.260
3	1:57.452	32.258	36.319	48.875	227.3	6:04.712	3	1:57.452	32.258	36.319	48.875	227.3	6:04.712
4	1:57.433	32.339	36.157	48.937	225.9	8:02.145	4	1:57.433	32.339	36.157	48.937	225.9	8:02.145
5	1:57.198	32.341	36.178	48.679	226.4	9:59.343	5	1:57.198	32.341	36.178	48.679	226.4	9:59.343
6	1:57.228	32.095	36.009	49.124	228.8	11:56.571	6	1:57.228	32.095	36.009	49.124	228.8	11:56.571
7	1:57.498	32.153	36.385	48.960	232.7	13:54.069	7	1:57.498	32.153	36.385	48.960	232.7	13:54.069
8	1:56.998	32.363	35.944	48.691	226.8	15:51.067	8	1:56.998	32.363	35.944	48.691	226.8	15:51.067
9	1:57.354	32.049	36.274	49.031	226.8	17:48.421	9	1:57.354	32.049	36.274	49.031	226.8	17:48.421
10	1:57.131	32.169	36.156	48.806	229.7	19:45.552	10	1:57.131	32.169	36.156	48.806	229.7	19:45.552
11	1:56.845	32.010	36.227	48.608	228.3	21:42.397	11	1:56.845	32.010	36.227	48.608	228.3	21:42.397
12	1:56.948	32.130	36.213	48.605	228.8	23:39.345	12	1:56.948	32.130	36.213	48.605	228.8	23:39.345
13	1:56.980	31.957	36.214	48.809	231.2	25:36.325	13	1:56.980	31.957	36.214	48.809	231.2	25:36.325
14	1:57.166	32.141	36.143	48.882	229.2	27:33.491	14	1:57.166	32.141	36.143	48.882	229.2	27:33.491
15	1:58.166	32.569	36.424	49.173	230.7	29:31.657	15	1:58.166	32.569	36.424	49.173	230.7	29:31.657





Paul Ricard
Euroformula Open
Race - 2
Lap Analysis



12

Christian Hahn

Dallara F317 Spiess

20

Cameron Das

Dallara F317 HWA

Carlin Motorsport

Fortec Motorsport

Lap	D	Time	Sector 1	Sector 2	Sector 3	T. Spd	Elapsed	Lap	D	Time	Sector 1	Sector 2	Sector 3	T. Spd	Elapsed
1		2:05.719	38.647	37.436	49.636	189.1	2:05.719	1		2:09.344	40.798	38.240	50.306	206.5	2:09.344
2		1:57.756	32.545	36.461	48.750	227.3	4:03.475	2		2:01.085	34.017	37.394	49.674	236.8	4:10.429
3		1:58.071	32.261	36.535	49.275	225.9	6:01.546	3		1:58.314	32.686	36.664	48.964	231.2	6:08.743
4		1:57.593	32.547	36.150	48.896	226.4	7:59.139	4		1:59.627	33.071	37.000	49.556	228.8	8:08.370
5		1:57.769	32.354	36.186	49.229	226.8	9:56.908	5		1:59.246	33.233	36.976	49.037	232.7	10:07.616
6		1:57.797	32.379	36.183	49.235	233.2	11:54.705	6		1:57.587	32.473	36.259	48.855	228.3	12:05.203
7		1:57.390	32.367	36.396	48.627	224.0	13:52.095	7		1:58.977	32.528	37.066	49.383	224.5	14:04.180
8		1:56.950	32.254	35.979	48.717	224.5	15:49.045	8		1:58.603	32.700	36.611	49.292	229.2	16:02.783
9		1:56.162	32.259	34.626	49.277	225.9	17:45.207	9		2:00.292	32.832	37.256	50.204	226.4	18:03.075
10		1:57.556	32.488	36.407	48.661	225.9	19:42.763	10		1:59.508	32.959	37.012	49.537	228.3	20:02.583
11		1:57.073	32.101	36.494	48.478	225.9	21:39.836	11		2:00.588	33.407	37.403	49.778	226.8	22:03.171
12		1:57.214	32.207	36.326	48.681	226.4	23:37.050	12		1:59.148	32.726	36.903	49.519	229.7	24:02.319
13		1:57.662	32.290	36.360	49.012	225.9	25:34.712	13		1:59.430	32.898	37.016	49.516	227.8	26:01.749
14		1:57.733	32.196	36.558	48.979	225.0	27:32.445	14		1:58.866	32.747	36.596	49.523	227.8	28:00.615
15		1:58.322	32.955	36.381	48.986	225.9	29:30.767	15		1:59.418	32.947	36.771	49.700	227.3	30:00.033

14

Yuki Tsunoda

R

Dallara F317 Spiess

21

Calan Williams

Dallara F317 HWA

Team Motopark

Fortec Motorsport

Lap	D	Time	Sector 1	Sector 2	Sector 3	T. Spd	Elapsed	Lap	D	Time	Sector 1	Sector 2	Sector 3	T. Spd	Elapsed
1		2:06.463	39.148	37.777	49.538	176.7	2:06.463	1		2:09.100	40.382	38.251	50.467	208.0	2:09.100
2		1:57.395	32.382	36.295	48.718	227.8	4:03.858	2		2:00.838	33.997	36.734	50.107	233.2	4:09.938
3		1:57.009	32.189	36.302	48.518	229.7	6:00.867	3		1:58.019	32.466	36.539	49.014	230.2	6:07.957
4		1:57.331	32.154	36.278	48.899	228.3	7:58.198	4		2:00.186	33.593	36.949	49.644	227.3	8:08.143
5		1:57.672	32.276	36.731	48.665	229.7	9:55.870	5		2:01.216	33.754	36.741	50.721	225.0	10:09.359
6		1:56.383	31.981	36.085	48.317	226.4	11:52.253	6		1:59.523	33.787	36.499	49.237	224.5	12:08.882
7		1:56.816	32.082	36.400	48.334	224.5	13:49.069	7		1:58.574	32.500	36.768	49.306	225.9	14:07.456
8		1:57.006	32.284	36.084	48.638	225.0	15:46.075	8		1:58.302	32.564	36.548	49.190	225.4	16:05.758
9		1:57.871	32.015	36.425	49.431	226.8	17:43.946	9		1:59.901	32.719	36.941	50.241	225.0	18:05.659
10		1:57.675	32.862	36.083	48.730	224.0	19:41.621	10		1:59.596	32.960	36.959	49.677	227.8	20:05.255
11		1:56.681	31.930	36.446	48.305	229.7	21:38.302	11		1:59.364	32.854	37.014	49.496	226.4	22:04.619
12		1:56.797	31.984	36.239	48.574	228.3	23:35.099	12		1:59.542	32.924	36.914	49.704	225.9	24:04.161
13		1:57.183	32.074	36.457	48.652	227.8	25:32.282	13		1:59.507	32.725	37.056	49.726	226.8	26:03.668
14		1:57.101	31.966	36.450	48.685	225.0	27:29.383	14		1:59.297	32.775	36.763	49.759	226.4	28:02.965
15		1:56.382	31.866	36.256	48.260	226.4	29:25.765	15		2:00.277	33.224	36.925	50.128	226.8	30:03.242

18

Julian Hanses

Dallara F317 Spiess

26

Linus Lundqvist

R

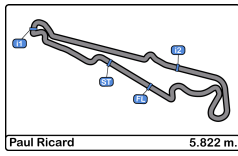
Dallara F317 HWA

Team Motopark

Double R

Lap	D	Time	Sector 1	Sector 2	Sector 3	T. Spd	Elapsed	Lap	D	Time	Sector 1	Sector 2	Sector 3	T. Spd	Elapsed
1		2:06.924	38.427	37.494	51.003	167.1	2:06.924	1		2:04.546	38.374	37.089	49.083	190.8	2:04.546
2		1:58.731	32.834	36.577	49.320	228.3	4:05.655	2		1:57.394	32.371	36.388	48.635	229.2	4:01.940
3		1:56.954	32.216	36.391	48.347	223.6	6:02.609	3		1:58.454	32.266	36.199	49.989	227.8	6:00.394
4		1:57.231	32.138	36.258	48.835	223.1	7:59.840	4		1:57.262	32.389	36.032	48.841	227.8	7:57.656
5		1:57.695	32.400	36.254	49.041	227.3	9:57.535	5		1:58.894	33.206	36.463	49.225	228.8	9:56.550
6		1:58.584	32.215	36.022	50.347	228.8	11:56.119	6		1:56.857	32.129	35.860	48.868	232.7	11:53.407
7		1:58.877	32.347	37.094	49.436	226.8	13:54.996	7		1:56.621	32.105	36.187	48.329	228.8	13:50.028
8		1:57.631	32.525	36.379	48.727	225.0	15:52.627	8		1:56.590	32.057	35.742	48.791	229.7	15:46.618
9		1:57.327	32.282	36.365	48.680	223.6	17:49.954	9		1:57.546	32.055	36.098	49.393	232.7	17:44.164
10		1:57.514	32.851	36.256	48.407	223.1	19:47.468	10		1:56.947	32.241	36.153	48.553	231.2	19:41.111
11		1:56.817	32.060	36.439	48.318	225.9	21:44.285	11		1:56.349	31.873	36.195	48.281	227.3	21:37.460
12		1:56.989	32.409	36.293	48.287	225.0	23:41.274	12		1:56.011	31.841	36.142	48.028	228.3	23:33.471
13		1:56.763	32.221	36.230	48.312	226.4	25:38.037	13		1:56.246	31.877	36.018	48.351	229.7	25:29.717
14		1:56.666	32.117	36.106	48.443	225.4	27:34.703	14		1:55.676	31.797	35.927	47.952	228.3	27:25.393
15		1:57.749	32.254	36.040	49.455	227.3	29:32.452	15		1:55.443	31.732	35.793	47.918	228.8	29:20.836





Paul Ricard
Euroformula Open
Race - 2
Lap Analysis



30 Liam Lawson R Dallara F317 Spiess **51** Aldo Festante Dallara F317 HWA

Team Motopark

Teo Martin Motorsport

Lap	D	Time	Sector 1	Sector 2	Sector 3	T. Spd	Elapsed	Lap	D	Time	Sector 1	Sector 2	Sector 3	T. Spd	Elapsed
1		2:03.348	37.762	36.726	48.860	175.0	2:03.348	1		2:08.743	39.317	39.084	50.342	203.3	2:08.743
2		1:57.058	31.978	36.266	48.814	229.2	4:00.406	2		2:00.624	33.917	37.121	49.586	233.7	4:09.367
3		1:58.063	32.162	36.090	49.811	232.7	5:58.469	3		1:57.942	32.412	36.470	49.060	233.2	6:07.309
4		1:56.498	31.970	35.974	48.554	229.2	7:54.967	4		1:59.439	33.974	36.856	48.609	226.8	8:06.748
5		1:56.516	31.937	36.199	48.380	233.7	9:51.483	5		1:56.799	31.944	36.151	48.704	225.9	10:03.547
6		1:56.040	31.810	35.941	48.289	228.3	11:47.523	6		1:57.224	32.212	36.144	48.868	228.3	12:00.771
7		1:55.688	31.658	36.097	47.933	225.4	13:43.211	7		1:57.286	32.290	36.505	48.491	225.4	13:58.057
8		1:55.650	31.648	35.825	48.177	227.3	15:38.861	8		1:57.175	32.523	36.092	48.560	227.3	15:55.232
9		1:56.238	31.798	36.237	48.203	228.3	17:35.099	9		1:57.440	32.293	36.602	48.545	226.4	17:52.672
10		1:56.272	31.841	36.040	48.391	227.3	19:31.371	10		1:57.348	32.446	36.191	48.711	226.4	19:50.020
11		1:56.075	31.707	36.159	48.209	226.8	21:27.446	11		1:57.048	32.148	36.513	48.387	228.3	21:47.068
12		1:56.213	31.804	36.225	48.184	228.3	23:23.659	12		1:56.709	32.030	36.291	48.388	227.3	23:43.777
13		1:56.091	31.661	36.205	48.225	228.3	25:19.750	13		1:57.134	32.174	36.418	48.542	228.3	25:40.911
14		1:56.781	31.695	36.662	48.424	228.3	27:16.531	14		1:56.892	32.071	36.277	48.544	227.8	27:37.803
15		1:57.335	32.011	36.364	48.960	228.3	29:13.866	15		1:57.554	32.218	36.243	49.093	229.2	29:35.357

31 Billy Monger R Dallara F317 Spiess **63** Nicolai Kjaergaard R Dallara F317 Spiess

Carlin Motorsport

Carlin Motorsport

Lap	D	Time	Sector 1	Sector 2	Sector 3	T. Spd	Elapsed	Lap	D	Time	Sector 1	Sector 2	Sector 3	T. Spd	Elapsed
1		2:08.283	39.403	38.076	50.804	202.2	2:08.283	1		2:10.287	41.131	38.712	50.444	211.3	2:10.287
2		2:02.911	35.863	37.393	49.655	225.4	4:11.194	2		2:01.239	33.773	36.904	50.562	233.2	4:11.526
3		1:59.020	33.220	36.402	49.398	224.5	6:10.214	3		1:59.665	33.325	36.450	49.890	232.2	6:11.191
4		1:58.873	32.414	36.741	49.718	224.5	8:09.087	4		1:58.577	32.647	36.432	49.498	232.2	8:09.768
5		1:59.216	33.517	36.627	49.072	233.2	10:08.303	5		1:59.771	33.180	36.871	49.720	229.2	10:09.539
6		1:57.509	32.347	36.176	48.986	229.7	12:05.812	6		1:58.234	33.097	36.185	48.952	229.2	12:07.773
7		1:57.358	32.269	36.325	48.764	225.9	14:03.170	7		1:57.825	32.389	36.473	48.963	223.1	14:05.598
8		1:57.341	32.350	36.264	48.727	224.0	16:00.511	8		1:57.555	32.508	36.117	48.930	226.4	16:03.153
9		1:57.127	32.061	36.379	48.687	222.6	17:57.638	9		1:58.996	32.722	36.863	49.411	231.7	18:02.149
10		1:57.552	32.159	36.286	49.107	222.6	19:55.190	10		1:57.396	32.338	36.306	48.752	222.6	19:59.545
11		1:57.461	32.156	36.524	48.781	225.4	21:52.651	11		1:57.147	32.148	36.552	48.447	225.4	21:56.692
12		1:57.407	32.257	36.465	48.685	224.0	23:50.058	12		1:57.178	32.065	36.487	48.626	225.0	23:53.870
13		1:57.185	32.059	36.405	48.721	224.5	25:47.243	13		1:57.426	32.111	36.432	48.883	226.4	25:51.296
14		1:57.612	32.171	36.566	48.875	224.0	27:44.855	14		1:57.755	32.156	36.716	48.883	226.4	27:49.051
15		1:58.068	32.582	36.282	49.204	224.5	29:42.923	15		1:57.179	32.350	36.223	48.606	224.5	29:46.230

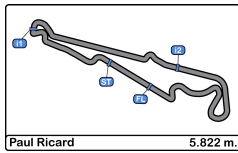
33 Marino Sato Dallara F317 Spiess **66** Petru Florescu Dallara F317 Piedrafita

Team Motopark

Drivex School

Lap	D	Time	Sector 1	Sector 2	Sector 3	T. Spd	Elapsed	Lap	D	Time	Sector 1	Sector 2	Sector 3	T. Spd	Elapsed
1		2:01.067	35.356	36.735	48.976	187.5	2:01.067	1		2:26.260 P	38.880	45.585	1:01.795	200.3	2:26.260
2		1:57.484	32.612	36.447	48.425	221.3	3:58.551	2		3:00.940	1:34.428	37.076	49.436		5:27.200
3		1:56.622	32.401	36.113	48.108	222.6	5:55.173	3		1:57.754	32.483	36.301	48.970	223.6	7:24.954
4		1:56.265	32.278	35.933	48.054	222.6	7:51.438	4		1:58.039	32.327	36.470	49.242	225.4	9:22.993
5		1:56.652	32.301	36.212	48.139	224.0	9:48.090	5		2:01.195	33.894	36.944	50.357	225.0	11:24.188
6		1:55.871	32.062	35.851	47.958	225.4	11:43.961	6		1:59.269	32.843	36.696	49.730	224.5	13:23.457
7		1:56.323	32.035	36.189	48.099	224.0	13:40.284	7		1:59.205	32.928	36.620	49.657	222.6	15:22.662
8		1:56.202	32.182	35.810	48.210	225.0	15:36.486	8		1:58.929	32.567	36.756	49.606	225.0	17:21.591
9		1:56.199	32.018	36.090	48.091	223.6	17:32.685	9		1:58.510	32.560	36.475	49.475	224.5	19:20.101
10		1:56.189	31.901	36.141	48.147	223.1	19:28.874	10		1:57.991	32.729	36.372	48.890	225.0	21:18.092
11		1:56.150	31.946	36.275	47.929	224.5	21:25.024	11		1:57.154	32.133	36.422	48.599	225.0	23:15.246
12		1:55.888	31.849	36.100	47.939	225.4	23:20.912	12		1:56.900	32.055	36.234	48.611	225.9	25:12.146
13		1:56.127	31.841	36.259	48.027	226.8	25:17.039	13		1:57.309	32.177	36.342	48.790	225.9	27:09.455
14		1:56.324	32.015	36.166	48.143	225.9	27:13.363	14		1:57.119	32.090	36.238	48.791	225.9	29:06.574
15		1:56.973	32.108	36.184	48.681	225.4	29:10.336	15		1:58.066	32.479	36.329	49.258	225.4	31:04.640





Paul Ricard
Euroformula Open
Race - 2
Lap Analysis



77 Guilherme Samaia Dallara F317 HWA

Teo Martin Motorsport

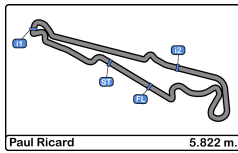
Lap	D	Time	Sector 1	Sector 2	Sector 3	T. Spd	Elapsed
1		2:02.464	36.765	36.673	49.026	190.4	2:02.464
2		1:57.686	32.416	36.422	48.848	224.5	4:00.150
3		1:57.716	33.061	36.207	48.448	223.6	5:57.866
4		1:56.561	31.986	36.065	48.510	224.0	7:54.427
5		1:57.539	32.144	36.344	49.051	225.9	9:51.966
6		1:56.465	32.163	35.907	48.395	231.2	11:48.431
7		1:56.211	31.879	36.132	48.200	226.8	13:44.642
8		1:55.840	31.878	35.804	48.158	226.4	15:40.482
9		1:56.055	31.801	36.138	48.116	227.3	17:36.537
10		1:56.382	31.988	36.194	48.200	226.4	19:32.919
11		1:56.182	31.961	36.274	47.947	227.3	21:29.101
12		1:56.053	31.845	36.194	48.014	227.8	23:25.154
13		1:56.423	31.874	36.158	48.391	228.8	25:21.577
14		1:56.287	31.739	36.153	48.395	226.8	27:17.864
15		1:56.887	31.865	36.241	48.781	228.8	29:14.751

99 Rui Andrade R Dallara F317 Piedrafita

Drivex School

Lap	D	Time	Sector 1	Sector 2	Sector 3	T. Spd	Elapsed
1		2:37.361 P	41.586	40.629	1:15.146	207.2	2:37.361
2		3:00.991	1:32.060	38.071	50.860		5:38.352
3		2:00.319	33.196	37.010	50.113	220.4	7:38.671
4		1:59.665	33.011	36.865	49.789	220.8	9:38.336
5		1:59.756	33.083	36.661	50.012	224.0	11:38.092
6		1:59.213	32.921	36.828	49.464	222.6	13:37.305
7		2:06.124	33.489	37.061	55.574	222.6	15:43.429
8		2:03.638	32.926	37.538	53.174	225.0	17:47.067
9		2:06.285	39.497	36.740	50.048	172.5	19:53.352
10		1:59.146	32.750	36.910	49.486	225.9	21:52.498
11		1:59.613	33.548	36.777	49.288	219.9	23:52.111
12		1:58.878	32.549	36.903	49.426	226.8	25:50.989
13		1:59.169	33.546	36.591	49.032	215.1	27:50.158
14		1:57.975	32.684	36.352	48.939	227.8	29:48.133





Paul Ricard
Euroformula Open
Race - 2
Analysis by Lap



Paul Ricard 5.822 m

Num	Lap Time	Gap
-----	----------	-----

Lap 1

33	2:01.067	
77	2:02.464	01.397
30	2:03.348	02.281
26	2:04.546	03.479
8	2:05.030	03.963
12	2:05.719	04.652
14	2:06.463	05.396
18	2:06.924	05.857
11	2:07.153	06.086
7	2:07.568	06.501
31	2:08.283	07.216
2	2:08.424	07.357
51	2:08.743	07.676
21	2:09.100	08.033
20	2:09.344	08.277
3	2:09.962	08.895
63	2:10.287	09.220
5	2:12.700	11.633
66	2:26.260	25.193
99	2:37.361	36.294

Num	Lap Time	Gap
-----	----------	-----

Lap 2

33	1:57.484	
77	1:57.686	01.599
30	1:57.058	01.855
26	1:57.394	03.389
8	1:57.514	03.993
12	1:57.756	04.924
14	1:57.395	05.307
18	1:58.731	07.104
7	1:59.007	08.024
11	2:00.107	08.709
2	2:00.548	10.421
51	2:00.624	10.816
21	2:00.838	11.387
20	2:01.085	11.878
31	2:02.911	12.643
3	2:01.341	12.752
63	2:01.239	12.975

5	2:02.061	16.210
66	3:00.940	1:28.649
99	3:00.991	1:39.801

Num	Lap Time	Gap
-----	----------	-----

Lap 3

33	1:56.622	
77	1:57.716	02.693
30	1:58.063	03.296
8	1:56.614	03.985
26	1:58.454	05.221
14	1:57.009	05.694
12	1:58.071	06.373
18	1:56.954	07.436
7	1:57.171	08.573
11	1:57.452	09.539
2	1:58.126	11.925
51	1:57.942	12.136
21	1:58.019	12.784
20	1:58.314	13.570
31	1:59.020	15.041
3	1:59.621	15.751
63	1:59.665	16.018
5	2:01.461	21.049
66	1:57.754	1:29.781
99	2:00.319	1:43.498

Num	Lap Time	Gap
-----	----------	-----

Lap 4

33	1:56.265	
77	1:56.561	02.989
30	1:56.498	03.529
8	1:56.712	04.432
26	1:57.262	06.218
14	1:57.331	06.760
12	1:57.593	07.701
18	1:57.231	08.402
7	1:57.088	09.396
11	1:57.433	10.707
51	1:59.439	15.310
21	2:00.186	16.705
20	1:59.627	16.932
2	2:01.702	17.362

31	1:58.873	17.649
63	1:58.577	18.330
3	1:59.535	19.021
5	2:01.401	26.185
66	1:58.039	1:31.555
99	1:59.665	1:46.898

Num	Lap Time	Gap
-----	----------	-----

Lap 5

33	1:56.652	
30	1:56.516	03.393
77	1:57.539	03.876
8	1:56.777	04.557
14	1:57.672	07.780
26	1:58.894	08.460
12	1:57.769	08.818
18	1:57.695	09.445
7	1:57.100	09.844
11	1:57.198	11.253
51	1:56.799	15.457
20	1:59.246	19.526
31	1:59.216	20.213
2	2:00.536	21.246
21	2:01.216	21.269
63	1:59.771	21.449
5	2:01.868	31.401
66	2:01.195	1:36.098
99	1:59.756	1:50.002

Num	Lap Time	Gap
-----	----------	-----

Lap 6

33	1:55.871	
30	1:56.040	03.562
77	1:56.465	04.470
8	1:56.542	05.228
14	1:56.383	08.292
26	1:56.857	09.446
12	1:57.797	10.744
7	1:57.498	11.471
18	1:58.584	12.158
11	1:57.228	12.610
51	1:57.224	16.810
20	1:57.587	21.242

31	1:57.509	21.851
63	1:58.234	23.812
21	1:59.523	24.921
2	2:00.155	25.530
5	2:01.773	37.303
66	1:59.269	1:39.496
99	1:59.213	1:53.344

Num	Lap Time	Gap
-----	----------	-----

Lap 7

33	1:56.323	
30	1:55.688	02.927
77	1:56.211	04.358
8	1:56.385	05.290
14	1:56.816	08.785
26	1:56.621	09.744
12	1:57.390	11.811
7	1:57.312	12.460
11	1:57.498	13.785
18	1:58.877	14.712
51	1:57.286	17.773
31	1:57.358	22.886
20	1:58.977	23.896
63	1:57.825	25.314
21	1:58.574	27.172
2	1:58.580	27.787
5	2:02.252	43.232
66	1:59.205	1:42.378

Num	Lap Time	Gap
-----	----------	-----

Lap 8

33	1:56.202	
30	1:55.650	02.375
77	1:55.840	03.996
8	1:55.848	04.936
99	2:06.124	1 Lap
14	1:57.006	09.589
26	1:56.590	10.132
12	1:56.950	12.559
7	1:56.712	12.970
11	1:56.998	14.581
18	1:57.631	16.141
51	1:57.175	18.746

31	1:57.341	24.025
20	1:58.603	26.297
63	1:57.555	26.667
21	1:58.302	29.272
2	1:58.071	29.656
5	2:01.993	49.023
66	1:58.929	1:45.105

Num	Lap Time	Gap
-----	----------	-----

Lap 9

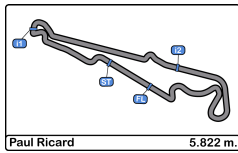
33	1:56.199	
30	1:56.238	02.414
77	1:56.055	03.852
8	1:56.233	04.970
14	1:57.871	11.261
26	1:57.546	11.479
12	1:56.162	12.522
99	2:03.638	1 Lap
7	1:58.402	15.173
11	1:57.354	15.736
18	1:57.327	17.269
51	1:57.440	19.987
31	1:57.127	24.953
63	1:58.996	29.464
20	2:00.292	30.390
2	1:58.855	32.312
21	1:59.901	32.974
5	2:01.701	54.525
66	1:58.510	1:47.416

Num	Lap Time	Gap
-----	----------	-----

Lap 10

33	1:56.189	
30	1:56.272	02.497
77	1:56.382	04.045
8	1:56.421	05.202
26	1:56.947	12.237
14	1:57.675	12.747
12	1:57.556	13.889
7	1:56.901	15.885
11	1:57.131	16.678
18	1:57.514	18.594
51	1:57.348	21.146





Paul Ricard
Euroformula Open
Race - 2
Analysis by Lap



99	2:06.285	1 Lap
31	1:57.552	26.316
63	1:57.396	30.671
20	1:59.508	33.709
2	1:58.223	34.346
21	1:59.596	36.381
5	2:02.665	1:01.001
66	1:57.991	1:49.218

Num Lap Time Gap

Lap 11

33	1:56.150	
30	1:56.075	02.422
77	1:56.182	04.077
8	1:56.567	05.619
26	1:56.349	12.436
14	1:56.681	13.278
12	1:57.073	14.812
7	1:56.838	16.573
11	1:56.845	17.373
18	1:56.817	19.261
51	1:57.048	22.044
99	1:59.146	1 Lap
31	1:57.461	27.627
63	1:57.147	31.668
2	1:59.071	37.267
20	2:00.588	38.147
21	1:59.364	39.595
5	2:02.414	1:07.265
66	1:57.154	1:50.222

Num Lap Time Gap

Lap 12

33	1:55.888	
30	1:56.213	02.747
77	1:56.053	04.242
8	1:56.396	06.127
26	1:56.011	12.559
14	1:56.797	14.187
12	1:57.214	16.138
7	1:57.106	17.791
11	1:56.948	18.433
18	1:56.989	20.362

51	1:56.709	22.865
31	1:57.407	29.146
99	1:59.613	1 Lap
63	1:57.178	32.958
2	1:57.952	39.331
20	1:59.148	41.407
21	1:59.542	43.249
5	2:01.780	1:13.157
66	1:56.900	1:51.234

Num Lap Time Gap

Lap 13

33	1:56.127	
30	1:56.091	02.711
77	1:56.423	04.538
8	1:56.248	06.248
26	1:56.246	12.678
14	1:57.183	15.243
12	1:57.662	17.673
7	1:56.933	18.597
11	1:56.980	19.286
18	1:56.763	20.998
51	1:57.134	23.872
31	1:57.185	30.204
99	1:58.878	1 Lap
63	1:57.426	34.257
2	1:58.726	41.930
20	1:59.430	44.710
21	1:59.507	46.629
5	2:01.768	1:18.798
66	1:57.309	1:52.416

Num Lap Time Gap

Lap 14

33	1:56.324	
30	1:56.781	03.168
77	1:56.287	04.501
8	1:56.318	06.242
26	1:55.676	12.030
14	1:57.101	16.020
12	1:57.733	19.082
7	1:57.118	19.391
11	1:57.166	20.128

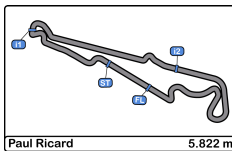
18	1:56.666	21.340
51	1:56.892	24.440
31	1:57.612	31.492
63	1:57.755	35.688
99	1:59.169	1 Lap
2	1:58.458	44.064
20	1:58.866	47.252
21	1:59.297	49.602
5	2:01.558	1:24.032
66	1:57.119	1:53.211

Num Lap Time Gap

Lap 15

33	1:56.973	
30	1:57.335	03.530
77	1:56.887	04.415
8	1:56.581	05.850
26	1:55.443	10.500
14	1:56.382	15.429
12	1:58.322	20.431
11	1:58.166	21.321
7	1:59.526	21.944
18	1:57.749	22.116
51	1:57.554	25.021
31	1:58.068	32.587
63	1:57.179	35.894
99	1:57.975	1 Lap
2	1:58.913	46.004
20	1:59.418	49.697
21	2:00.277	52.906
5	2:01.189	1:28.248
66	1:58.066	1:54.304



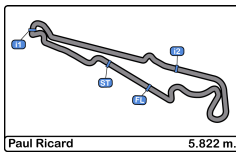


Paul Ricard
Euroformula Open
Race - 2
Best Sectors Results



Sector - 1				Sector - 2				Sector - 3				Ideal Lap vs Best Lap				
Clas	Nº	Driver	Time	Nº	Driver	Time	Nº	Driver	Time	Clas	Nº	Driver	Ideal Lap	Best Lap	Clas	
1	30	Liam Lawson	31.648	12	Christian Hahn	34.626	26	Linus Lundqvist	47.918	1	12	Christian Hahn	1:55.205	1:56.162	6	
2	8	Lukas Dunner	31.725	26	Linus Lundqvist	35.742	33	Marino Sato	47.929	2	26	Linus Lundqvist	1:55.392	1:55.443	1	
3	26	Linus Lundqvist	31.732	77	Guilherme Samaia	35.804	30	Liam Lawson	47.933	3	30	Liam Lawson	1:55.406	1:55.650	2	
4	77	Guilherme Samaia	31.739	33	Marino Sato	35.810	77	Guilherme Samaia	47.947	4	77	Guilherme Samaia	1:55.490	1:55.840	3	
5	33	Marino Sato	31.841	30	Liam Lawson	35.825	8	Lukas Dunner	48.081	5	33	Marino Sato	1:55.580	1:55.871	5	
6	14	Yuki Tsunoda	31.866	8	Lukas Dunner	35.845	14	Yuki Tsunoda	48.260	6	8	Lukas Dunner	1:55.651	1:55.848	4	
7	51	Aldo Festante	31.944	7	Jack Doohan	35.901	18	Julian Hanses	48.287	7	14	Yuki Tsunoda	1:56.209	1:56.382	7	
8	7	Jack Doohan	31.953	11	Teppei Natori	35.944	51	Aldo Festante	48.387	8	7	Jack Doohan	1:56.301	1:56.712	10	
9	11	Teppei Natori	31.957	18	Julian Hanses	36.022	7	Jack Doohan	48.447	9	18	Julian Hanses	1:56.369	1:56.666	8	
10	66	Petru Florescu	32.055	14	Yuki Tsunoda	36.083	63	Nicolai Kjaergaard	48.447	10	51	Aldo Festante	1:56.423	1:56.709	9	
11	31	Billy Monger	32.059	51	Aldo Festante	36.092	12	Christian Hahn	48.478	11	11	Teppei Natori	1:56.506	1:56.845	11	
12	18	Julian Hanses	32.060	63	Nicolai Kjaergaard	36.117	66	Petru Florescu	48.599	12	63	Nicolai Kjaergaard	1:56.629	1:57.147	14	
13	63	Nicolai Kjaergaard	32.065	31	Billy Monger	36.176	11	Teppei Natori	48.605	13	66	Petru Florescu	1:56.888	1:56.900	12	
14	12	Christian Hahn	32.101	66	Petru Florescu	36.234	31	Billy Monger	48.685	14	31	Billy Monger	1:56.920	1:57.127	13	
15	2	Artem Petrov	32.281	20	Cameron Das	36.259	20	Cameron Das	48.855	15	20	Cameron Das	1:57.587	1:57.587	15	
16	21	Calan Williams	32.466	99	Rui Andrade	36.352	99	Rui Andrade	48.939	16	2	Artem Petrov	1:57.635	1:57.952	16	
17	20	Cameron Das	32.473	2	Artem Petrov	36.372	2	Artem Petrov	48.982	17	99	Rui Andrade	1:57.840	1:57.975	17	
18	3	Pierre Louis Chovet	32.533	21	Calan Williams	36.499	21	Calan Williams	49.014	18	21	Calan Williams	1:57.979	1:58.019	18	
19	99	Rui Andrade	32.549	3	Pierre Louis Chovet	36.534	3	Pierre Louis Chovet	49.693	19	3	Pierre Louis Chovet	1:58.760	1:59.535	19	
20	5	Dimitrios Tsimpris	33.642	5	Dimitrios Tsimpris	37.191	5	Dimitrios Tsimpris	50.194	20	5	Dimitrios Tsimpris	2:01.027	2:01.189	20	



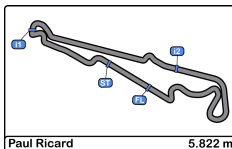


Paul Ricard
 Euroformula Open
 Race - 2
 Leader Sequence



Nº	Entrant	Nat	Driver	Nat	Cat	Chassis	Team	Start Lap	End Lap	Laps	Total Laps
33	Team Motopark		DEU Marino Sato		JPN	Dallara F317 Spiess	Team Motopark	1	15	15	15



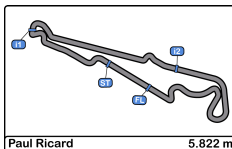


Paul Ricard
Euroformula Open
Race - 2
Best 5 Lap Times



Cls	Nº	Entrant	Nat	Driver	Nat	Cat	Cls	Chassis - Engine	Team	Best 1		Best 2		Best 3		Best 4		Best 5	
										Time	Lap	Time	Lap	Time	Lap	Time	Lap	Time	Lap
1	26	Double R	GBR	Linus Lundqvist	SWE	R	1	Dallara F317 HWA	Double R	1:55.443	15	1:55.676	14	1:56.011	12	1:56.246	13	1:56.349	11
2	30	Team Motopark	DEU	Liam Lawson	NZL	R	2	Dallara F317 Spiess	Team Motopark	1:55.650	8	1:55.688	7	1:56.040	6	1:56.075	11	1:56.091	13
3	77	Teo Martin Motorsport	ESP	Guilherme Samaia	BRA			Dallara F317 HWA	Teo Martin Motorsport	1:55.840	8	1:56.053	12	1:56.055	9	1:56.182	11	1:56.211	7
4	8	Teo Martin Motorsport	ESP	Lukas Dunner	AUT			Dallara F317 HWA	Teo Martin Motorsport	1:55.848	8	1:56.233	9	1:56.248	13	1:56.318	14	1:56.385	7
5	33	Team Motopark	DEU	Marino Sato	JPN			Dallara F317 Spiess	Team Motopark	1:55.871	6	1:55.888	12	1:56.127	13	1:56.150	11	1:56.189	10
6	12	Carlin Motorsport	GBR	Christian Hahn	BRA			Dallara F317 Spiess	Carlin Motorsport	1:56.162	9	1:56.950	8	1:57.073	11	1:57.214	12	1:57.390	7
7	14	Team Motopark	DEU	Yuki Tsunoda	JPN	R	3	Dallara F317 Spiess	Team Motopark	1:56.382	15	1:56.383	6	1:56.681	11	1:56.797	12	1:56.816	7
8	18	Team Motopark	DEU	Julian Hanses	DEU			Dallara F317 Spiess	Team Motopark	1:56.666	14	1:56.763	13	1:56.817	11	1:56.954	3	1:56.989	12
9	51	Teo Martin Motorsport	ESP	Aldo Festante	ITA			Dallara F317 HWA	Teo Martin Motorsport	1:56.709	12	1:56.799	5	1:56.892	14	1:57.048	11	1:57.134	13
10	7	Double R	GBR	Jack Doohan	AUS	R	4	Dallara F317 HWA	Double R	1:56.712	8	1:56.838	11	1:56.901	10	1:56.933	13	1:57.088	4
11	11	Carlin Motorsport	GBR	Teppe Natori	JPN	R	5	Dallara F317 Spiess	Carlin Motorsport	1:56.845	11	1:56.948	12	1:56.980	13	1:56.998	8	1:57.131	10
12	66	Drivex School	ESP	Petru Florescu	ROU			Dallara F317 Piedrafita	Drivex School	1:56.900	12	1:57.119	14	1:57.154	11	1:57.309	13	1:57.754	3
13	31	Carlin Motorsport	GBR	Billy Monger	GBR	R	6	Dallara F317 Spiess	Carlin Motorsport	1:57.127	9	1:57.185	13	1:57.341	8	1:57.358	7	1:57.407	12
14	63	Carlin Motorsport	GBR	Nicolai Kjaergaard	DNK	R	7	Dallara F317 Spiess	Carlin Motorsport	1:57.147	11	1:57.178	12	1:57.179	15	1:57.396	10	1:57.426	13
15	20	Fortec Motorsport	GBR	Cameron Das	USA			Dallara F317 HWA	Fortec Motorsport	1:57.587	6	1:58.314	3	1:58.603	8	1:58.866	14	1:58.977	7
16	2	RP Motorsport	ITA	Artem Petrov	RUS			Dallara F317 Piedrafita	RP Motorsport	1:57.952	12	1:58.071	8	1:58.126	3	1:58.223	10	1:58.458	14
17	99	Drivex School	ESP	Rui Andrade	AGO	R	8	Dallara F317 Piedrafita	Drivex School	1:57.975	14	1:58.878	12	1:59.146	10	1:59.169	13	1:59.213	6
18	21	Fortec Motorsport	GBR	Calan Williams	AUS			Dallara F317 HWA	Fortec Motorsport	1:58.019	3	1:58.302	8	1:58.574	7	1:59.297	14	1:59.364	11
19	3	RP Motorsport	ITA	Pierre Louis Chovet	FRA	R	9	Dallara F317 Piedrafita	RP Motorsport	1:59.535	4	1:59.621	3	2:01.341	2	2:09.962	1		
20	5	Tsimpris Motorsport	GRC	Dimitrios Tsimpris	GRC	R	10	Dallara F317 Piedrafita	Tsimpris Motorsport	2:01.189	15	2:01.401	4	2:01.461	3	2:01.558	14	2:01.701	9



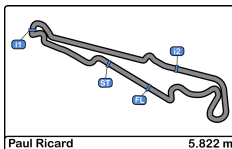


Paul Ricard
Euroformula Open
Race - 2
Best 5 Top Speeds



Cls	Nº	Entrant	Nat	Driver	Nat	Cat	Cls	Chassis - Engine	Team	Top 1		Top 2		Top 3		Top 4		Top 5		Avg
										Km/h	Lap	Km/h	Lap	Km/h	Lap	Km/h	Lap	Km/h	Lap	
1	20	Fortec Motorsport	GBR	Cameron Das	USA			Dallara F317 HWA	Fortec Motorsport	236.8	2	232.7	5	231.2	3	229.7	12	229.2	8	231.9
2	7	Double R	GBR	Jack Doohan	AUS	R	1	Dallara F317 HWA	Double R	236.3	6	235.2	15	233.7	2	232.7	9	231.2	8	233.8
3	11	Carlin Motorsport	GBR	Teppei Natori	JPN	R	2	Dallara F317 Spiess	Carlin Motorsport	235.2	2	232.7	7	231.2	13	230.7	15	229.7	10	231.9
4	30	Team Motopark	DEU	Liam Lawson	NZL	R	3	Dallara F317 Spiess	Team Motopark	233.7	5	232.7	3	229.2	2	229.2	4	228.3	6	230.6
5	51	Teo Martin Motorsport	ESP	Aldo Festante	ITA			Dallara F317 HWA	Teo Martin Motorsport	233.7	2	233.2	3	229.2	15	228.3	6	228.3	11	230.5
6	12	Carlin Motorsport	GBR	Christian Hahn	BRA			Dallara F317 Spiess	Carlin Motorsport	233.2	6	227.3	2	226.8	5	226.4	4	226.4	12	228.0
7	21	Fortec Motorsport	GBR	Calan Williams	AUS			Dallara F317 HWA	Fortec Motorsport	233.2	2	230.2	3	227.8	10	227.3	4	226.8	13	229.1
8	31	Carlin Motorsport	GBR	Billy Monger	GBR	R	4	Dallara F317 Spiess	Carlin Motorsport	233.2	5	229.7	6	225.9	7	225.4	2	225.4	11	227.9
9	63	Carlin Motorsport	GBR	Nicolai Kjaergaard	DNK	R	5	Dallara F317 Spiess	Carlin Motorsport	233.2	2	232.2	3	232.2	4	231.7	9	229.2	5	231.7
10	26	Double R	GBR	Linus Lundqvist	SWE	R	6	Dallara F317 HWA	Double R	232.7	6	232.7	9	231.2	10	229.7	8	229.7	13	231.2
11	8	Teo Martin Motorsport	ESP	Lukas Dunner	AUT			Dallara F317 HWA	Teo Martin Motorsport	231.7	6	230.2	9	229.7	2	229.7	13	229.2	5	230.1
12	77	Teo Martin Motorsport	ESP	Guilherme Samaia	BRA			Dallara F317 HWA	Teo Martin Motorsport	231.2	6	228.8	13	228.8	15	227.8	12	227.3	9	228.8
13	14	Team Motopark	DEU	Yuki Tsunoda	JPN	R	7	Dallara F317 Spiess	Team Motopark	229.7	3	229.7	5	229.7	11	228.3	4	228.3	12	229.2
14	2	RP Motorsport	ITA	Artem Petrov	RUS			Dallara F317 Piedrafita	RP Motorsport	228.8	5	228.8	9	228.8	11	228.3	8	226.8	2	228.3
15	18	Team Motopark	DEU	Julian Hanses	DEU			Dallara F317 Spiess	Team Motopark	228.8	6	228.3	2	227.3	5	227.3	15	226.8	7	227.7
16	3	RP Motorsport	ITA	Pierre Louis Chovet	FRA	R	8	Dallara F317 Piedrafita	RP Motorsport	228.3	2	227.3	3	226.8	5	225.0	4	208.0	1	223.1
17	99	Drivex School	ESP	Rui Andrade	AGO	R	9	Dallara F317 Piedrafita	Drivex School	227.8	14	226.8	12	225.9	10	225.0	8	224.0	5	225.9
18	33	Team Motopark	DEU	Marino Sato	JPN			Dallara F317 Spiess	Team Motopark	226.8	13	225.9	14	225.4	6	225.4	12	225.4	15	225.8
19	66	Drivex School	ESP	Petru Florescu	ROU			Dallara F317 Piedrafita	Drivex School	225.9	12	225.9	13	225.9	14	225.4	4	225.4	15	225.7
20	5	Tsimpris Motorsport	GRC	Dimitrios Tsimpris	GRC	R	10	Dallara F317 Piedrafita	Tsimpris Motorsport	221.3	3	219.9	6	218.6	2	218.6	13	217.7	5	219.2



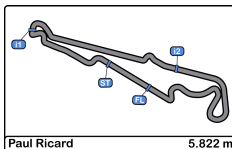


Paul Ricard
Euroformula Open
Race - 2
Fastest Laps Sequence



Lap	Time of Day	Session Time	Nº	Entrant	Nat	Driver	Nat	Cat	Chassis - Engine	Team	Time	Km/h
2	14:03:09.312	3:58.312	33	Team Motopark	DEU	Marino Sato	JPN		Dallara F317 Spiess	Team Motopark	1:57.484	178.4
2	14:03:11.168	4:00.168	30	Team Motopark	DEU	Liam Lawson	NZL	R	Dallara F317 Spiess	Team Motopark	1:57.058	179.0
3	14:05:05.934	5:54.934	33	Team Motopark	DEU	Marino Sato	JPN		Dallara F317 Spiess	Team Motopark	1:56.622	179.7
3	14:05:09.920	5:58.920	8	Teo Martin Motorsport	ESP	Lukas Dunner	AUT		Dallara F317 HWA	Teo Martin Motorsport	1:56.614	179.7
4	14:07:02.199	7:51.199	33	Team Motopark	DEU	Marino Sato	JPN		Dallara F317 Spiess	Team Motopark	1:56.265	180.2
6	14:10:54.723	11:43.723	33	Team Motopark	DEU	Marino Sato	JPN		Dallara F317 Spiess	Team Motopark	1:55.871	180.8
7	14:12:53.972	13:42.972	30	Team Motopark	DEU	Liam Lawson	NZL	R	Dallara F317 Spiess	Team Motopark	1:55.688	181.1
8	14:14:49.622	15:38.622	30	Team Motopark	DEU	Liam Lawson	NZL	R	Dallara F317 Spiess	Team Motopark	1:55.650	181.2
15	14:28:31.597	29:20.597	26	Double R	GBR	Linus Lundqvist	SWE	R	Dallara F317 HWA	Double R	1:55.443	181.5



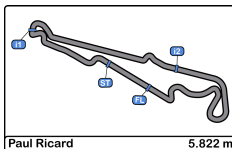


Paul Ricard
Euroformula Open
Race - 2
Event Best Maximum Speed



Nº	Entrant	Nat	Driver	Nat	Cat	Clas	Chassis - Engine	Team	Km/h	Session
20	Fortec Motorsport		GBR Cameron Das				Dallara F317 HWA	Fortec Motorsport	236.8	Race - 2
30	Team Motopark		DEU Liam Lawson		R	1	Dallara F317 Spiess	Team Motopark	236.3	Qualifying - 2
7	Double R		GBR Jack Doohan		R	2	Dallara F317 HWA	Double R	236.3	Race - 2
11	Carlin Motorsport		GBR Teppei Natori		R	3	Dallara F317 Spiess	Carlin Motorsport	235.2	Race - 2
14	Team Motopark		DEU Yuki Tsunoda		R	4	Dallara F317 Spiess	Team Motopark	234.7	Qualifying - 2
31	Carlin Motorsport		GBR Billy Monger		R	5	Dallara F317 Spiess	Carlin Motorsport	233.7	Race - 1
26	Double R		GBR Linus Lundqvist		R	6	Dallara F317 HWA	Double R	233.7	Race - 1
51	Teo Martin		ESP Aldo Festante				Dallara F317 HWA	Teo Martin	233.7	Race - 2
21	Fortec Motorsport		GBR Calan Williams				Dallara F317 HWA	Fortec Motorsport	233.2	Race - 1
63	Carlin Motorsport		GBR Nicolai Kjaergaard		R	7	Dallara F317 Spiess	Carlin Motorsport	233.2	Race - 2
12	Carlin Motorsport		GBR Christian Hahn				Dallara F317 Spiess	Carlin Motorsport	233.2	Race - 2
3	RP Motorsport		ITA Pierre Louis Chovet		R	8	Dallara F317 Piedrafita	RP Motorsport	232.2	Race - 1
8	Teo Martin		ESP Lukas Dunner				Dallara F317 HWA	Teo Martin	231.7	Race - 2
77	Teo Martin		ESP Guilherme Samaia				Dallara F317 HWA	Teo Martin	231.2	Race - 2
33	Team Motopark		DEU Marino Sato				Dallara F317 Spiess	Team Motopark	230.2	Qualifying - 2
66	Drivex School		ESP Petru Florescu				Dallara F317 Piedrafita	Drivex School	229.7	Race - 1
18	Team Motopark		DEU Julian Hanses				Dallara F317 Spiess	Team Motopark	229.2	Qualifying - 2
2	RP Motorsport		ITA Artem Petrov				Dallara F317 Piedrafita	RP Motorsport	228.8	Race - 2
99	Drivex School		ESP Rui Andrade		R	9	Dallara F317 Piedrafita	Drivex School	227.8	Race - 2
1	RP Motorsport		ITA Javier Gonzalez		R	10	Dallara F317 Piedrafita	RP Motorsport	226.4	Race - 1
5	Tsimpris Motorsport		GRC Dimitrios Tsimpris		R	11	Dallara F317 Piedrafita	Tsimpris Motorsport	225.0	Qualifying - 2





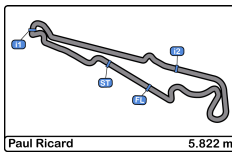
Paul Ricard
Euroformula Open
Race - 2
Lap Chart



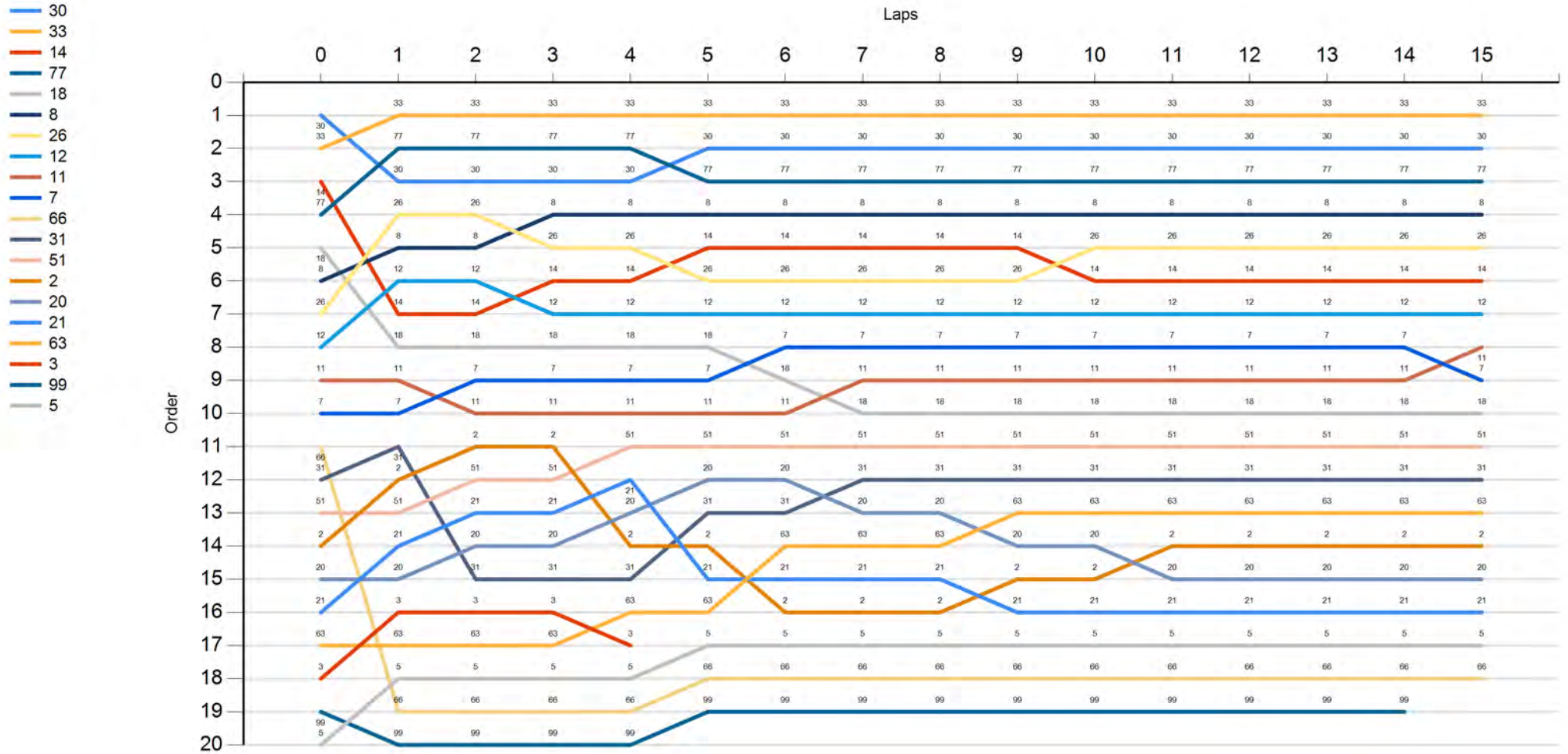
LAP

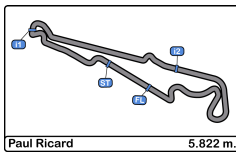
Nr	Po	Grid	1	2	3	4	5	6	7	8	9	10	11	12	13	14	15
30	1	30	33	33	33	33	33	33	33	33	33	33	33	33	33	33	33
33	2	33	77	77	77	77	30	30	30	30	30	30	30	30	30	30	30
14	3	14	30	30	30	30	77	77	77	77	77	77	77	77	77	77	77
77	4	77	26	26	8	8	8	8	8	8	8	8	8	8	8	8	8
18	5	18	8	8	26	26	14	14	14	14	14	26	26	26	26	26	26
8	6	8	12	12	14	14	26	26	26	26	26	14	14	14	14	14	14
26	7	26	14	14	12	12	12	12	12	12	12	12	12	12	12	12	12
12	8	12	18	18	18	18	18	7	7	7	7	7	7	7	7	7	11
11	9	11	11	7	7	7	7	18	11	11	11	11	11	11	11	11	7
7	10	7	7	11	11	11	11	11	18	18	18	18	18	18	18	18	18
66	11	66	31	2	2	51	51	51	51	51	51	51	51	51	51	51	51
31	12	31	2	51	51	21	20	20	31	31	31	31	31	31	31	31	31
51	13	51	51	21	21	20	31	31	20	20	63	63	63	63	63	63	63
2	14	2	21	20	20	2	2	63	63	63	20	20	2	2	2	2	2
20	15	20	20	31	31	31	21	21	21	21	2	2	20	20	20	20	20
21	16	21	3	3	3	63	63	2	2	2	21	21	21	21	21	21	21
63	17	63	63	63	63	3	5	5	5	5	5	5	5	5	5	5	5
3	18	3	5	5	5	5	66	66	66	66	66	66	66	66	66	66	66
99	19	99	66	66	66	66	99	99	99	99	99	99	99	99	99	99	99
5	20	5	99	99	99	99											





Paul Ricard
Euroformula Open
Race - 2
Graphic Lap Chart



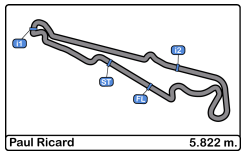


Paul Ricard
Euroformula Open
Race - 2
Pit Stop Analysis



Nr.	In Day Time	Entrant	Nat	Driver	Nat	Cat	Chassis - Engine	Team	In Time	Stop N°	Pit Time	Handicap	Penalty
66	14:01:28.534	Drivex School	ESP	Petru Florescu	RO		Dallara F317 Piedrafita	Drivex School	2:17.772	1	1:11.476		
99	14:01:38.198	Drivex School	ESP	Rui Andrade	AD	R	Dallara F317 Piedrafita	Drivex School	2:27.437	1	1:08.942		

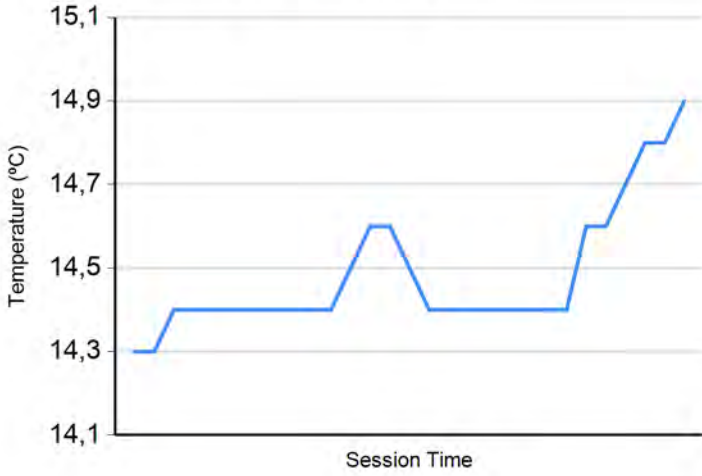




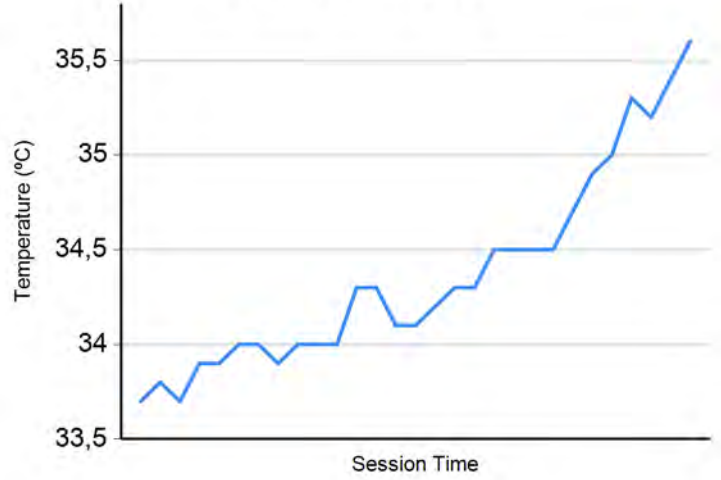
Paul Ricard
Euroformula Open
Race - 2
Weather Report



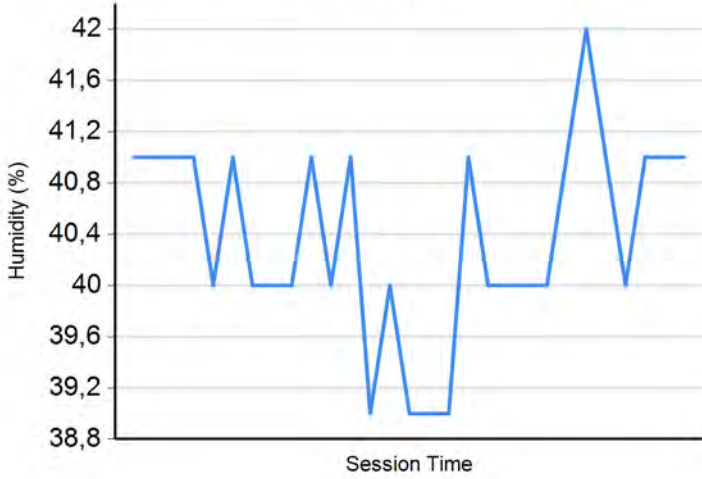
Air Temperature



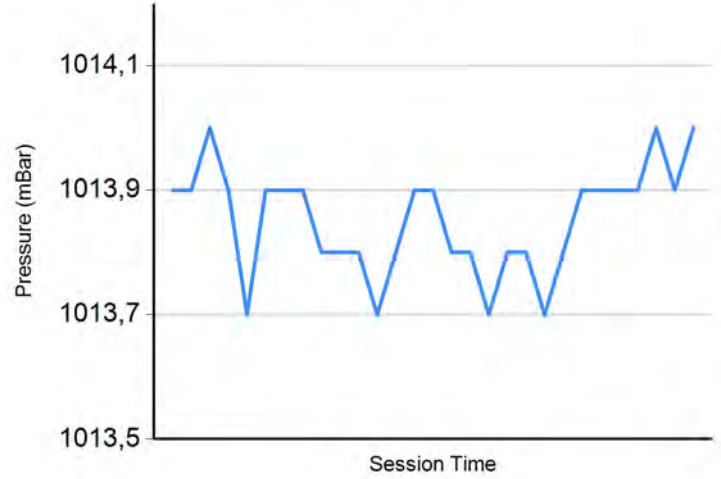
Track Temperature



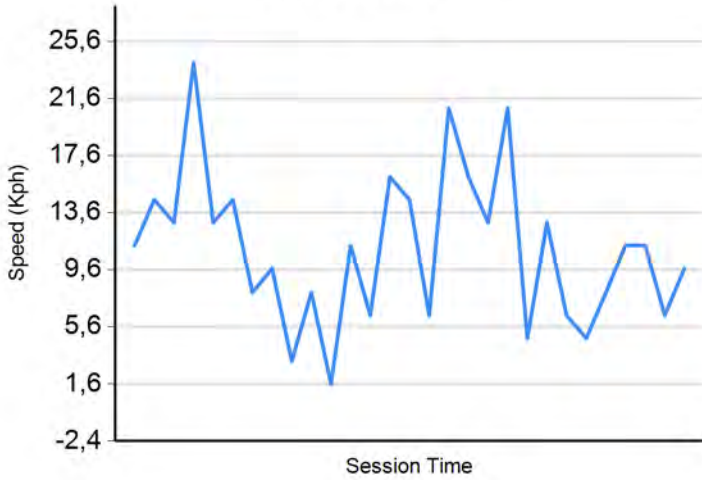
Humidity



Pressure

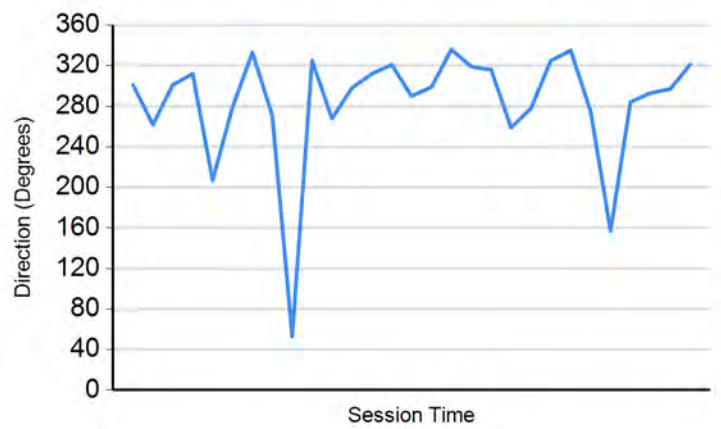


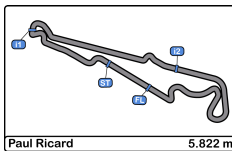
Wind Speed



Wind direction

North = 0°/360° Est = 90° South = 180° West = 270°





Paul Ricard
Euroformula Open
Race - 2
Final Results



Cls	Nº	Entrant	Nat	Driver	Nat	Cat	Cls	Chassis - Engine	Team	Laps	Total Time	Gap	Interval	Km/h	Best	Time	Km/h
1	33	Team Motopark	DEU	Marino Sato	JPN			Dallara F317 Spiess	Team Motopark	15	29:10.336			179.6	6	1:55.871	180.8
2	77	Teo Martin Motorsport	ESP	Guilherme Samaia	BRA			Dallara F317 HWA	Teo Martin Motorsport	15	29:14.751	4.415	4.415	179.1	8	1:55.840	180.9
3	8	Teo Martin Motorsport	ESP	Lukas Dunner	AUT			Dallara F317 HWA	Teo Martin Motorsport	15	29:16.186	5.850	1.435	179.0	8	1:55.848	180.9
4	30	Team Motopark	DEU	Liam Lawson	NZL	R	1	Dallara F317 Spiess	Team Motopark	15	29:16.866	6.530	0.680	178.9	8	1:55.650	181.2
5	26	Double R	GBR	Linus Lundqvist	SWE	R	2	Dallara F317 HWA	Double R	15	29:20.836	10.500	3.970	178.5	15	1:55.443	181.5
6	14	Team Motopark	DEU	Yuki Tsunoda	JPN	R	3	Dallara F317 Spiess	Team Motopark	15	29:25.765	15.429	4.929	178.0	15	1:56.382	180.0
7	12	Carlin Motorsport	GBR	Christian Hahn	BRA			Dallara F317 Spiess	Carlin Motorsport	15	29:30.767	20.431	5.002	177.5	9	1:56.162	180.4
8	11	Carlin Motorsport	GBR	Teppei Natori	JPN	R	4	Dallara F317 Spiess	Carlin Motorsport	15	29:31.657	21.321	0.890	177.4	11	1:56.845	179.3
9	7	Double R	GBR	Jack Doohan	AUS	R	5	Dallara F317 HWA	Double R	15	29:32.280	21.944	0.623	177.3	8	1:56.712	179.5
10	18	Team Motopark	DEU	Julian Hanes	DEU			Dallara F317 Spiess	Team Motopark	15	29:32.452	22.116	0.172	177.3	14	1:56.666	179.6
11	51	Teo Martin Motorsport	ESP	Aldo Festante	ITA			Dallara F317 HWA	Teo Martin Motorsport	15	29:35.357	25.021	2.905	177.0	12	1:56.709	179.5
12	31	Carlin Motorsport	GBR	Billy Monger	GBR	R	6	Dallara F317 Spiess	Carlin Motorsport	15	29:42.923	32.587	7.566	176.3	9	1:57.127	178.9
13	63	Carlin Motorsport	GBR	Nicolai Kjaergaard	DNK	R	7	Dallara F317 Spiess	Carlin Motorsport	15	29:46.230	35.894	3.307	176.0	11	1:57.147	178.9
14	2	RP Motorsport	ITA	Artem Petrov	RUS			Dallara F317 Piedrafita	RP Motorsport	15	29:56.340	46.004	10.110	175.0	12	1:57.952	177.6
15	20	Fortec Motorsport	GBR	Cameron Das	USA			Dallara F317 HWA	Fortec Motorsport	15	30:00.033	49.697	3.693	174.6	6	1:57.587	178.2
16	21	Fortec Motorsport	GBR	Calan Williams	AUS			Dallara F317 HWA	Fortec Motorsport	15	30:03.242	52.906	3.209	174.3	3	1:58.019	177.5
17	5	Tsimpris	GRC	Dimitrios Tsimpris	GRC	R	8	Dallara F317 Piedrafita	Tsimpris	15	30:38.584	1:28.248	35.342	170.9	15	2:01.189	172.9
18	66	Drivex School	ESP	Petru Florescu	ROU			Dallara F317 Piedrafita	Drivex School	15	31:04.640	1:54.304	26.056	168.6	12	1:56.900	179.2
19	99	Drivex School	ESP	Rui Andrade	AGO	R	9	Dallara F317 Piedrafita	Drivex School	14	29:48.133	1 Lap	1 Lap	164.0	14	1:57.975	177.6
Not classified: (Requirements: 75% of number laps of leader = 12 Laps)																	
	3	RP Motorsport	ITA	Pierre Louis Chovet	FRA	R	10	Dallara F317 Piedrafita	RP Motorsport	4	8:10.459	11 Laps	10 Laps	170.9	4	1:59.535	175.3

Fastest lap Linus Lundqvist in 1:55.443 at 181.6 Km/h in lap 15

3 SEC TIME PENALTY CAR 30, CAUSING A COLLISION & TRACK LIMITS DUE TO ART. 16 & 19.5 E.S.R.

Published at:.....

Track Temp: 35.6 °C Air Temp: 14.9 °C Humidity: 41 % Track Status: DRY

Stewards:	Race Director:	Timekeeper:





Championship Rookie Classification

Cls.	Nº	Name	Net Pts.	Pts.	Paul Ricard		Pau		Hockenheim		SPA-Francorchamps		Hungaroring		Red Bull Ring		Silverstone		Barcelona		Monza		
					R1	R2	R1	R2	R1	R2	R1	R2	R1	R2	R1	R2	R1	R2	R1	R2	R1	R2	
1	30	Liam Lawson	20	20	10	10																	
2	26	Linus Lundqvist	14	14	6	8																	
3	14	Yuki Tsunoda	14	14	8	6																	
4	11	Tepppei Natori	8	8	4	4																	
5	7	Jack Doohan	6	6	3	3																	
6	1	Javier Gonzalez	0	0																			
6	31	Billy Monger	0	0																			
6	5	Dimitrios Tsimpris	0	0																			
6	63	Nicolai Kjaergaard	0	0																			
6	3	Pierre Louis Chovet	0	0																			
6	99	Rui Andrade	0	0																			



Santísima Trinidad 30, 28010 Madrid
 Tel y Fax 91.448.32.06
 www.cronococa.com
 info@cronococa.com



Juan Bravo 17, 28006 Madrid
 Tel 91.432.27.50
 www.gtssport.es
 info@gtssport.es



Championship Teams' Classification

Cls.	Team	Pts.	Paul Ricard		Pau		Hockenheim		SPA-Francorchamps		Hungaroring		Red Bull Ring		Silverstone		Barcelona		Monza	
			R1	R2	R1	R2	R1	R2	R1	R2	R1	R2	R1	R2	R1	R2	R1	R2	R1	R2
1	Team Motopark	32	18	14																
2	Teo Martin Motorsport	20	6	14																
3	Double R	7	4	3																
4	Drivex School	0																		
4	Fortec Motorsport	0																		
4	RP Motorsport	0																		
4	Tsimpris Motorsport	0																		
4	Carlin Motorsport	0																		



Drivers Statistics

Cls.	Nº	Name	Net Points	Points	First Positions	Seconds Positions	Thirds Positions	Race Fastest Laps	Pole Positions	Laps in first place	Km. covered in Race	Km. covered in Practice
1	30	Liam Lawson	38	38	1				1	13	186.304	139.728
2	33	Marino Sato	35	35	1					15	186.304	139.728
3	8	Lukas Dunner	31	31			2		1	4	186.304	116.440
4	14	Yuki Tsunoda	26	26		1					186.304	128.084
5	77	Guilherme Samaia	23	23		1		1			186.304	116.440
6	26	Linus Lundqvist	23	23				1			186.304	133.906
7	11	Tepppei Natori	12	12							186.304	122.262
8	18	Julian Hanses	7	7							186.304	133.906
9	12	Christian Hahn	6	6							139.728	128.084
10	7	Jack Doohan	4	4							186.304	139.728
11	31	Billy Monger	1	1							186.304	116.440
12	51	Aldo Festante	0	0							139.728	128.084
13	2	Artem Petrov	0	0							87.330	139.728
14	21	Calan Williams	0	0							186.304	145.550
15	20	Cameron Das	0	0							87.330	133.906
16	5	Dimitrios Tsimpris	0	0							186.304	110.618
17	1	Javier Gonzalez	0	0							29.110	69.864
18	63	Nicolai Kjaergaard	0	0							186.304	128.084
19	66	Petru Florescu	0	0							186.304	139.728
20	3	Pierre Louis Chovet	0	0							122.262	122.262
21	99	Rui Andrade	0	0							180.482	139.728



Drivers Performance

Cls.	Nº	Name	Net Pts.	Pts.	Paul Ricard		Pau		Hockenheim		SPA-Francorchamps		Hungaroring		Red Bull Ring		Silverstone		Barcelona		Monza	
					R1	R2	R1	R2	R1	R2	R1	R2	R1	R2	R1	R2	R1	R2	R1	R2	R1	R2
1	30	Liam Lawson	38	38	3 - 1	1 - 4																
2	33	Marino Sato	35	35	4 - 5	2 - 1																
3	8	Lukas Dunner	31	31	1 - 3	6 - 3																
4	14	Yuki Tsunoda	26	26	2 - 2	3 - 6																
5	77	Guilherme Samaia	23	23	8 - 8	4 - 2																
6	26	Linus Lundqvist	23	23	10 - 4	7 - 5																
7	11	Teppei Natori	12	12	5 - 6	9 - 8																
8	18	Julian Hanes	7	7	6 - 7	5 - 10																
9	12	Christian Hahn	6	6	9 - NC	8 - 7																
10	7	Jack Doohan	4	4	12 - 9	11 - 9																
11	31	Billy Monger	1	1	19 - 10	13 - 12																
12	51	Aldo Festante	0	0	7 - NC	10 - 11																
13	2	Artem Petrov	0	0	13 - NP	14 - 14																
14	21	Calan Williams	0	0	15 - 12	16 - 16																
15	20	Cameron Das	0	0	11 - NP	15 - 15																
16	5	Dimitrios Tsimpris	0	0	21 - 16	20 - 17																
17	1	Javier Gonzalez	0	0	16 - NC																	
18	63	Nicolai Kjaergaard	0	0	14 - 11	17 - 13																
19	66	Petru Florescu	0	0	17 - 13	12 - 18																
20	3	Pierre Louis Chovet	0	0	18 - 14	18 - NC																
21	99	Rui Andrade	0	0	20 - 15	19 - 19																