



Paul Ricard  
Euroformula Open  
Private test - 2  
Provisional Results



Clas	Nº	Entrant	Nat	Driver	Nat	Cat	Clas	Chassis - Engine	Team	Laps	Best	Time	Gap	Interval	Km/h
1	30	Team Motopark	DEU	Liam Lawson	NZL	R	1	Dallara F317 Spiess	Team Motopark	18	15	1:57.850			177.8
2	26	Double R	GBR	Linus Lundqvist	SWE			Dallara F317 HWA	Double R	20	18	1:58.052	0.202	0.202	177.5
3	20	Fortec Motorsport	GBR	Cameron Das	USA			Dallara F317 HWA	Fortec Motorsport	16	14	1:58.201	0.351	0.149	177.3
4	14	Team Motopark	DEU	Yuki Tsunoda	JPN	R	2	Dallara F317 Spiess	Team Motopark	19	18	1:58.334	0.484	0.133	177.1
5	18	Team Motopark	DEU	Julian Hanes	DEU			Dallara F317 Spiess	Team Motopark	20	19	1:58.601	0.751	0.267	176.7
6	8	Teo Martin	ESP	Lukas Dunner	AUT			Dallara F317 HWA	Teo Martin	21	16	1:58.738	0.888	0.137	176.5
7	21	Fortec Motorsport	GBR	Calan Williams	AUS			Dallara F317 HWA	Fortec Motorsport	21	21	1:58.872	1.022	0.134	176.3
8	77	Teo Martin	ESP	Guilherme Samaia	BRA			Dallara F317 HWA	Teo Martin	19	6	1:58.954	1.104	0.082	176.1
9	11	Carlin Motorsport	GBR	Teppei Natori	JPN	R	3	Dallara F317 Spiess	Carlin Motorsport	19	17	1:59.092	1.242	0.138	175.9
10	33	Team Motopark	DEU	Marino Sato	JPN			Dallara F317 Spiess	Team Motopark	15	10	1:59.233	1.383	0.141	175.7
11	66	Drivex School	ESP	Petru Florescu	ROU			Dallara F317 Piedrafita	Drivex School	20	19	1:59.342	1.492	0.109	175.6
12	7	Double R	GBR	Jack Doohan	AUS			Dallara F317 HWA	Double R	19	12	1:59.440	1.590	0.098	175.4
13	51	Teo Martin	ESP	Aldo Festante	ITA			Dallara F317 HWA	Teo Martin	21	16	1:59.531	1.681	0.091	175.3
14	3	RP Motorsport	ITA	Pierre Louis Chovet	FRA	R	4	Dallara F317 Piedrafita	RP Motorsport	22	21	2:00.108	2.258	0.577	174.5
15	63	Carlin Motorsport	GBR	Nicolai Kjaergaard	DNK			Dallara F317 Spiess	Carlin Motorsport	19	13	2:00.339	2.489	0.231	174.1
16	1	RP Motorsport	ITA	Javier Gonzalez	MEX			Dallara F317 Piedrafita	RP Motorsport	20	17	2:00.452	2.602	0.113	174.0
17	2	RP Motorsport	ITA	Artem Petrov	RUS			Dallara F317 Piedrafita	RP Motorsport	18	8	2:00.713	2.863	0.261	173.6
18	99	Drivex School	ESP	Rui Andrade	AGO			Dallara F317 Piedrafita	Drivex School	21	20	2:01.437	3.587	0.724	172.5
19	5	Tsimpris Motorsport	GRC	Dimitrios Tsimpris	GRC	R	5	Dallara F317 Piedrafita	Tsimpris Motorsport	19	8	2:03.467	5.617	2.030	169.7

Published at:.....

Track Temp: 30.5 °C Air Temp: 15.6 °C Humidity: 65 % Track Status: DRY

Stewards:	Race Director:	Timekeeper:
-----------	----------------	-------------





Paul Ricard  
Euroformula Open  
Private test - 2  
Provisional Results by Class



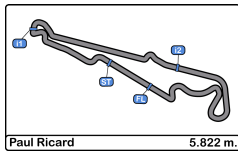
Clas	Nº	Entrant	Nat	Driver	Nat	Cat	Clas	Chassis - Engine	Team	Laps	Best	Time	Gap	Interval	Km/h
1	26	Double R	GBR	Linus Lundqvist	SWE			Dallara F317 HWA	Double R	20	18	1:58.052			177.5
2	20	Fortec Motorsport	GBR	Cameron Das	USA			Dallara F317 HWA	Fortec Motorsport	16	14	1:58.201	0.149	0.149	177.3
3	18	Team Motopark	DEU	Julian Hanses	DEU			Dallara F317 Spiess	Team Motopark	20	19	1:58.601	0.549	0.400	176.7
4	8	Teo Martin	ESP	Lukas Dunner	AUT			Dallara F317 HWA	Teo Martin	21	16	1:58.738	0.686	0.137	176.5
5	21	Fortec Motorsport	GBR	Calan Williams	AUS			Dallara F317 HWA	Fortec Motorsport	21	21	1:58.872	0.820	0.134	176.3
6	77	Teo Martin	ESP	Guilherme Samaia	BRA			Dallara F317 HWA	Teo Martin	19	6	1:58.954	0.902	0.082	176.1
7	33	Team Motopark	DEU	Marino Sato	JPN			Dallara F317 Spiess	Team Motopark	15	10	1:59.233	1.181	0.279	175.7
8	66	Drivex School	ESP	Petru Florescu	ROU			Dallara F317 Piedrafita	Drivex School	20	19	1:59.342	1.290	0.109	175.6
9	7	Double R	GBR	Jack Doohan	AUS			Dallara F317 HWA	Double R	19	12	1:59.440	1.388	0.098	175.4
10	51	Teo Martin	ESP	Aldo Festante	ITA			Dallara F317 HWA	Teo Martin	21	16	1:59.531	1.479	0.091	175.3
11	63	Carlin Motorsport	GBR	Nicolai Kjaergaard	DNK			Dallara F317 Spiess	Carlin Motorsport	19	13	2:00.339	2.287	0.808	174.1
12	1	RP Motorsport	ITA	Javier Gonzalez	MEX			Dallara F317 Piedrafita	RP Motorsport	20	17	2:00.452	2.400	0.113	174.0
13	2	RP Motorsport	ITA	Artem Petrov	RUS			Dallara F317 Piedrafita	RP Motorsport	18	8	2:00.713	2.661	0.261	173.6
14	99	Drivex School	ESP	Rui Andrade	AGO			Dallara F317 Piedrafita	Drivex School	21	20	2:01.437	3.385	0.724	172.5
<b>Rookie</b>															
1	30	Team Motopark	DEU	Liam Lawson	NZL	R	1	Dallara F317 Spiess	Team Motopark	18	15	1:57.850			177.8
2	14	Team Motopark	DEU	Yuki Tsunoda	JPN	R	2	Dallara F317 Spiess	Team Motopark	19	18	1:58.334	0.484	0.484	177.1
3	11	Carlin Motorsport	GBR	Teppei Natori	JPN	R	3	Dallara F317 Spiess	Carlin Motorsport	19	17	1:59.092	1.242	0.758	175.9
4	3	RP Motorsport	ITA	Pierre Louis Chovet	FRA	R	4	Dallara F317 Piedrafita	RP Motorsport	22	21	2:00.108	2.258	1.016	174.5
5	5	Tsimpris Motorsport	GRC	Dimitrios Tsimpris	GRC	R	5	Dallara F317 Piedrafita	Tsimpris Motorsport	19	8	2:03.467	5.617	3.359	169.7

Published at:.....

Track Temp: 30.5 °C Air Temp: 15.6 °C Humidity: 65 % Track Status: DRY

Stewards:	Race Director:	Timekeeper:
-----------	----------------	-------------





**Paul Ricard**  
**Euroformula Open**  
**Private test - 2**  
**Lap Analysis**



**1** Javier Gonzalez Dallara F317 Piedrafita **3** Pierre Louis Chovet R Dallara F317 Piedrafita  
 RP Motorsport RP Motorsport

Lap	D	Time	Sector 1	Sector 2	Sector 3	T. Spd	Elapsed	Lap	D	Time	Sector 1	Sector 2	Sector 3	T. Spd	Elapsed
1		15:02:58.771	15:01:24.618	41.068	53.085		15:02:58.771	1		15:02:53.668	15:01:17.819	41.152	54.697		15:02:53.668
2		2:08.971	36.712	39.316	52.943	200.0	15:05:07.742	2		2:07.982	34.475	38.586	54.921	229.2	15:05:01.650
3		2:01.928	33.177	37.839	50.912	230.7	15:07:09.670	3		2:03.344	33.677	37.833	51.834	233.2	15:07:04.994
4		2:03.798	33.088	38.121	52.589	229.2	15:09:13.468	4		2:02.948	33.468	37.909	51.571	231.7	15:09:07.942
5		2:11.183 P	33.954	37.771	59.458	228.8	15:11:24.651	5		2:22.991	48.460	42.521	52.010	231.7	15:11:30.933
6		8:18.837	6:42.234	42.390	54.213		15:19:43.488	6		2:02.648	33.320	37.805	51.523	232.7	15:13:33.581
7		2:10.514	34.253	38.941	57.320	224.0	15:21:54.002	7		2:05.043	33.502	38.630	52.911	232.7	15:15:38.624
8		2:05.726	36.053	38.750	50.923	230.7	15:23:59.728	8		2:12.934 P	33.545	37.965	1:01.424	234.2	15:17:51.558
9		2:00.673	32.606	37.684	50.383	231.7	15:26:00.401	9		6:51.309	5:14.857	41.369	55.083		15:24:42.867
10		2:20.870	44.379	40.074	56.417	232.7	15:28:21.271	10		2:12.663	38.327	39.291	55.045	229.2	15:26:55.530
11		2:10.195 P	32.999	37.871	59.325	230.7	15:30:31.466	11		2:02.082	33.260	37.623	51.199	233.2	15:28:57.612
12		8:24.596	6:49.858	40.781	53.957		15:38:56.062	12		2:01.203	32.943	37.435	50.825	233.7	15:30:58.815
13		2:04.751	33.816	39.378	51.557	226.4	15:41:00.813	13		2:01.475	32.757	37.629	51.089	234.2	15:33:00.290
14		2:06.792	32.707	42.290	51.795	232.7	15:43:07.605	14		2:01.135	32.784	37.718	50.633	236.3	15:35:01.425
15		2:07.304	32.571	37.794	56.939	231.7	15:45:14.909	15		2:10.643 P	32.934	37.454	1:00.255	235.8	15:37:12.068
16		2:01.285	32.640	38.322	50.323	232.7	15:47:16.194	16		7:54.613	6:22.092	40.290	52.231		15:45:06.681
17		2:00.452	32.511	37.522	50.419	233.7	15:49:16.646	17		2:03.692	33.695	38.476	51.521	229.2	15:47:10.373
18		2:20.046	43.312	41.582	55.152	232.7	15:51:36.692	18		2:00.632	32.541	37.539	50.552	233.2	15:49:11.005
19		2:00.860	32.824	37.498	50.538	231.2	15:53:37.552	19		2:00.325	32.481	37.455	50.389	232.2	15:51:11.330
20		2:15.866 P	32.447	41.060	1:02.359	232.2	15:55:53.418	20		2:00.398	32.717	37.122	50.559	233.7	15:53:11.728

**2** Artem Petrov Dallara F317 Piedrafita **5** Dimitrios Tsimpris R Dallara F317 Piedrafita  
 RP Motorsport RP Motorsport

Lap	D	Time	Sector 1	Sector 2	Sector 3	T. Spd	Elapsed	Lap	D	Time	Sector 1	Sector 2	Sector 3	T. Spd	Elapsed
1		15:02:59.638	15:01:26.753	39.830	53.055	144.0	15:02:59.638	1		15:03:51.945 P	15:01:32.513	58.311	1:21.121		15:03:51.945
2		2:06.002	34.539	38.584	52.879	225.0	15:05:05.640	2		3:55.865	2:20.422	42.302	53.141		15:07:47.810
3		2:01.987	33.131	37.962	50.894	231.7	15:07:07.627	3		2:06.607	34.532	39.179	52.896	225.9	15:09:54.417
4		2:01.601	32.867	37.626	51.108	230.7	15:09:09.228	4		2:04.405	33.955	38.609	51.841	225.9	15:11:58.822
5		2:10.179	33.234	37.910	59.035	231.7	15:11:19.407	5		2:04.757	33.819	38.554	52.384	227.8	15:14:03.579
6		2:01.403	32.810	37.716	50.877	232.7	15:13:20.810	6		2:04.548	34.046	38.573	51.929	227.3	15:16:08.127
7		2:02.152	32.960	37.853	51.339	231.7	15:15:22.962	7		2:03.507	33.785	38.457	51.265	228.8	15:18:11.634
8		2:00.713	32.497	37.711	50.505	232.2	15:17:23.675	8		2:03.467	33.692	38.268	51.507	227.3	15:20:15.101
9		2:13.427 P	34.504	38.338	1:00.585	232.2	15:19:37.102	9		2:17.319 P	33.656	38.621	1:05.042	229.7	15:22:32.420
10		14:09.948	12:40.763	38.321	50.864	150.4	15:33:47.050	10		10:26.338	8:52.891	39.286	54.161		15:32:58.758
11		2:01.887	33.083	38.138	50.666	230.7	15:35:48.937	11		2:04.477	33.883	39.063	51.531	228.3	15:35:03.235
12		2:03.741	33.600	38.114	52.027	232.7	15:37:52.678	12		2:04.396	33.757	38.710	51.929	230.2	15:37:07.631
13		2:11.131 P	34.146	38.968	58.017	234.7	15:40:03.809	13		2:04.316	34.098	38.554	51.664	226.8	15:39:11.947
14		8:59.748	7:25.285	40.809	53.654		15:49:03.557	14		2:17.151 P	34.102	39.951	1:03.098	228.8	15:41:29.098
15		2:03.062	34.131	38.326	50.605	224.0	15:51:06.619	15		6:38.299	5:06.836	39.033	52.430		15:48:07.397
16		2:01.067	32.600	37.802	50.665	231.7	15:53:07.686	16		2:04.008	33.897	38.554	51.557	227.8	15:50:11.405
17		2:00.800	32.406	37.954	50.440	232.7	15:55:08.486	17		2:03.987	33.536	38.982	51.469	226.4	15:52:15.392
18		2:11.434 P	34.415	38.153	58.866	231.2	15:57:19.920	18		2:04.717	33.595	38.601	52.521	227.8	15:54:20.109
								19		2:29.055 P	35.382	40.967	1:12.706	225.9	15:56:49.164





**Paul Ricard**  
Euroformula Open  
Private test - 2  
Lap Analysis



**7** Jack Doohan Dallara F317 HWA **11** Teppei Natori R Dallara F317 Spiess  
Double R Carlin Motorsport

Lap	D	Time	Sector 1	Sector 2	Sector 3	T. Spd	Elapsed	Lap	D	Time	Sector 1	Sector 2	Sector 3	T. Spd	Elapsed
1		15:02:33.635	15:00:58.531	41.674	53.430		15:02:33.635	1		15:02:46.254	15:01:10.875	40.505	54.874		15:02:46.254
2		2:06.309	34.183	38.867	53.259	225.4	15:04:39.944	2		2:05.038	34.443	38.451	52.144	230.2	15:04:51.292
3		2:00.449	32.625	37.182	50.642	233.7	15:06:40.393	3		2:00.837	32.716	37.347	50.774	233.2	15:06:52.129
4		1:59.987	32.495	37.098	50.394	234.7	15:08:40.380	4		2:00.570	32.674	37.343	50.553	233.7	15:08:52.699
5		1:59.539	32.406	36.945	50.188	232.7	15:10:39.919	5		2:00.193	32.570	37.139	50.484	233.2	15:10:52.892
6		2:07.932 P	32.260	36.076	59.596	235.2	15:12:47.851	6		2:00.208	32.471	37.220	50.517	235.2	15:12:53.100
7		11:47.644	10:09.390	40.751	57.503		15:24:35.495	7		11:40.258 P	33.309	38.078	10:28.871	233.7	15:24:33.358
8		2:06.968	36.193	38.575	52.200	225.4	15:26:42.463	8		2:38.388	59.799	44.258	54.331		15:27:11.746
9		2:00.339	32.669	37.162	50.508	235.2	15:28:42.802	9		2:06.627	34.308	38.936	53.383	232.2	15:29:18.373
10		1:59.891	32.430	37.084	50.377	233.7	15:30:42.693	10		2:06.702	33.788	38.935	53.979	232.7	15:31:25.075
11		2:09.773	35.572	41.915	52.286	235.2	15:32:52.466	11		1:59.471	32.320	37.088	50.063	233.7	15:33:24.546
12		1:59.440	32.332	37.105	50.003	234.7	15:34:51.906	12		1:59.277	32.240	37.118	49.919	234.7	15:35:23.823
13		2:08.087 P	33.160	37.404	57.523	236.8	15:36:59.993	13		2:09.232	32.246	42.326	54.660	236.8	15:37:33.055
14		8:43.454	7:07.488	42.513	53.453		15:45:43.447	14		2:06.588	32.484	40.191	53.913	234.7	15:39:39.643
15		2:04.028	33.947	38.105	51.976	229.7	15:47:47.475	15		1:59.391	32.359	37.070	49.962	235.8	15:41:39.034
16		2:00.832	32.805	37.631	50.396	234.7	15:49:48.307	16		1:59.344	32.353	37.060	49.931	235.8	15:43:38.378
17		2:00.358	31.572	38.296	50.490	233.7	15:51:48.665	17		1:59.092	32.101	36.878	50.113	236.3	15:45:37.470
18		2:10.094 P	33.006	37.870	59.218	233.7	15:53:58.759	18		5:20.580 P	33.776	37.848	4:08.956	235.8	15:50:58.050
19		2:56.394 P	1:08.563	38.523	1:09.308		15:56:55.153	19		2:45.242 P	1:05.042	38.904	1:01.296		15:53:43.292
20								20		1:03.226	39.877				

**8** Lukas Dunner Dallara F317 HWA **14** Yuki Tsunoda R Dallara F317 Spiess  
Teo Martin Motorsport Team Motopark

Lap	D	Time	Sector 1	Sector 2	Sector 3	T. Spd	Elapsed	Lap	D	Time	Sector 1	Sector 2	Sector 3	T. Spd	Elapsed
1		15:03:14.068	15:01:42.115	39.584	52.369		15:03:14.068	1		15:12:49.013	15:11:01.770	45.398	1:01.845		15:12:49.013
2		2:03.608	33.909	37.993	51.706	225.0	15:05:17.676	2		2:19.708	40.226	42.296	57.186	170.6	15:15:08.721
3		2:01.475	33.083	37.503	50.889	231.2	15:07:19.151	3		2:16.088	37.014	42.599	56.475	212.5	15:17:24.809
4		2:09.035 P	33.039	37.715	58.281	230.2	15:09:28.186	4		2:11.637	37.534	39.850	54.253	230.2	15:19:36.446
5		4:56.575	3:23.558	39.646	53.371		15:14:24.761	5		2:00.216	32.704	37.288	50.224	233.7	15:21:36.662
6		2:06.281	35.434	39.790	51.057	207.2	15:16:31.042	6		1:59.786	32.395	37.261	50.130	233.2	15:23:36.448
7		1:59.350	32.400	37.203	49.747	233.2	15:18:30.392	7		1:59.381	32.328	37.109	49.944	233.2	15:25:35.829
8		1:59.893	32.407	37.117	50.369	231.2	15:20:30.285	8		1:59.370	32.397	37.020	49.953	233.7	15:27:35.199
9		1:59.602	32.569	37.264	49.769	233.2	15:22:29.887	9		2:03.345	34.536	37.857	50.952	229.2	15:29:38.544
10		2:01.093	33.082	37.331	50.680	235.2	15:24:30.980	10		2:13.567 P	32.241	36.855	1:04.471	232.7	15:31:52.111
11		1:59.880	32.424	37.249	50.207	231.7	15:26:30.860	11		7:52.716	6:12.249	44.070	56.397		15:39:44.827
12		2:12.500 P	33.645	38.949	59.906	232.7	15:28:43.360	12		2:11.711	35.399	40.605	55.707	233.2	15:41:56.538
13		9:48.782	8:15.879	40.149	52.754		15:38:32.142	13		2:14.533	34.055	41.948	58.530	231.2	15:44:11.071
14		2:02.296	33.357	38.411	50.528	227.8	15:40:34.438	14		2:02.421	32.542	39.053	50.826	232.7	15:46:13.492
15		2:00.160	32.678	37.479	50.003	232.7	15:42:34.598	15		1:58.886	32.376	36.963	49.547	228.8	15:48:12.378
16		1:58.738	32.146	37.109	49.483	232.2	15:44:33.336	16		2:08.742	32.295	36.779	59.668	232.7	15:50:21.120
17		2:25.641	39.000	47.274	59.367	231.2	15:46:58.977	17		1:58.577	32.286	36.859	49.432	233.2	15:52:19.697
18		1:59.473	32.356	37.136	49.981	232.7	15:48:58.450	18		1:58.334	32.081	36.687	49.566	228.3	15:54:18.031
19		1:59.148	32.441	37.035	49.672	230.7	15:50:57.598	19		2:25.618 P	36.018	40.942	1:08.658	232.7	15:56:43.649
20		1:59.250	32.333	37.051	49.866	232.2	15:52:56.848								
21		2:10.522 P	33.647	37.844	59.031	234.2	15:55:07.370								





**Paul Ricard**  
Euroformula Open  
Private test - 2  
**Lap Analysis**



18

Julian Hanses

Dallara F317 Spiess

21

Calan Williams

Dallara F317 HWA

Team Motopark

Fortec Motorsport

Lap	D	Time	Sector 1	Sector 2	Sector 3	T. Spd	Elapsed	Lap	D	Time	Sector 1	Sector 2	Sector 3	T. Spd	Elapsed
1		15:08:35.307	15:06:57.104	42.500	55.703		15:08:35.307	1		15:03:30.201	15:01:56.161	39.172	54.868		15:03:30.201
2		2:19.234 P	35.422	41.562	1:02.250	215.1	15:10:54.541	2		2:01.369	33.038	37.656	50.675	232.7	15:05:31.570
3		2:46.888	1:13.883	39.637	53.368		15:13:41.429	3		2:00.381	32.712	37.198	50.471	236.8	15:07:31.951
4		2:02.020	32.913	37.780	51.327	232.2	15:15:43.449	4		2:00.550	32.674	37.225	50.651	233.7	15:09:32.501
5		2:00.339	32.424	36.982	50.933	234.7	15:17:43.788	5		1:59.966	32.615	37.059	50.292	234.7	15:11:32.467
6		2:09.253 P	33.155	37.253	58.845	232.2	15:19:53.041	6		2:01.566	32.729	37.559	51.278	237.3	15:13:34.033
7		6:12.597	4:32.694	42.876	57.027		15:26:05.638	7		2:02.027	33.587	37.814	50.626	238.4	15:15:36.060
8		2:07.413	34.273	38.851	54.289	219.0	15:28:13.051	8		2:00.254	32.532	37.225	50.497	237.3	15:17:36.314
9		2:00.414	32.658	37.250	50.506	235.2	15:30:13.465	9		2:03.291	34.508	37.945	50.838	236.8	15:19:39.605
10		1:59.623	32.408	37.185	50.030	233.2	15:32:13.088	10		2:06.245		2:43.792	51.236	236.8	15:21:45.850
11		1:59.344	32.371	37.144	49.829	235.2	15:34:12.432	11		2:01.430	33.068	37.412	50.950	235.8	15:23:47.280
12		1:59.336	32.258	37.124	49.954	234.2	15:36:11.768	12		2:01.651	33.188	37.616	50.847	235.2	15:25:48.931
13		2:08.070 P	32.704	37.089	58.277	234.2	15:38:19.838	13		2:03.177	33.833	37.625	51.719	235.2	15:27:52.108
14		6:23.082	4:47.713	41.554	53.815		15:44:42.920	14		11:38.111 P	33.915	37.899	10:26.297	237.3	15:39:30.219
15		2:04.528	34.218	38.622	51.688	215.1	15:46:47.448	15		2:28.669	55.206	40.146	53.317		15:41:58.888
16		1:59.584	32.379	37.181	50.024	233.7	15:48:47.032	16		2:06.010	35.862	39.853	50.295	177.9	15:44:04.898
17		1:59.481	32.477	37.068	49.936	232.7	15:50:46.513	17		1:59.320	32.398	36.933	49.989	237.3	15:46:04.218
18		1:59.031	32.317	36.849	49.865	233.7	15:52:45.544	18		1:58.950	32.309	36.953	49.688	237.8	15:48:03.168
19		1:58.601	32.224	36.864	49.513	234.7	15:54:44.145	19		1:59.589	32.543	36.953	50.093	236.3	15:50:02.757
20		2:20.135 P	32.410	37.145	1:10.580	234.7	15:57:04.280	20		1:59.011	32.374	36.951	49.686	236.3	15:52:01.768

20

Cameron Das

Dallara F317 HWA

26

Linus Lundqvist

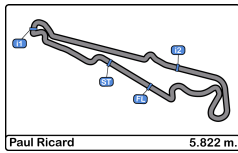
Dallara F317 HWA

Fortec Motorsport

Double R

Lap	D	Time	Sector 1	Sector 2	Sector 3	T. Spd	Elapsed	Lap	D	Time	Sector 1	Sector 2	Sector 3	T. Spd	Elapsed
1		15:03:43.302	15:02:10.993	39.053	53.256		15:03:43.302								
2		2:00.590	32.903	37.350	50.337	233.7	15:05:43.892								
3		2:01.374	32.624	38.071	50.679	236.8	15:07:45.266	1		15:02:23.571	15:00:48.652	40.755	54.164		15:02:23.571
4		1:59.479	32.248	37.072	50.159	234.7	15:09:44.745	2		2:04.368	34.531	38.398	51.439	230.7	15:04:27.939
5		1:59.520	32.249	37.015	50.256	235.8	15:11:44.265	3		1:59.929	32.838	37.056	50.035	233.2	15:06:27.868
6		1:59.909	32.450	37.085	50.374	236.8	15:13:44.174	4		1:59.472	32.519	37.073	49.880	235.8	15:08:27.340
7		2:00.783	32.828	37.250	50.705	236.3	15:15:44.957	5		2:06.477	32.369	39.816	54.292	235.2	15:10:33.817
8		2:00.744	32.846	37.307	50.591	237.8	15:17:45.701	6		1:59.016	32.339	36.831	49.846	235.2	15:12:32.833
9		2:01.892	33.231	37.682	50.979	237.3	15:19:47.593	7		2:10.843 P	33.595	38.313	58.935	235.2	15:14:43.676
10		16:53.296 P	33.584	37.776	15:41.936	236.3	15:36:40.889	8		8:15.264	6:39.514	41.250	54.500		15:22:58.940
11		2:38.056	56.651	44.631	56.774		15:39:18.945	9		2:01.628	32.652	37.161	51.815	233.7	15:25:00.568
12		2:07.867	35.089	38.936	53.842	234.2	15:41:26.812	10		2:08.803	33.066	42.355	53.382	235.2	15:27:09.371
13		1:59.093	32.321	37.076	49.696	236.8	15:43:25.905	11		1:58.583	32.239	36.689	49.655	236.8	15:29:07.954
14		1:58.201	31.905	36.858	49.438	237.3	15:45:24.106	12		1:58.463	32.114	36.914	49.435	236.8	15:31:06.417
15		1:58.544	32.191	36.582	49.771	237.8	15:47:22.650	13		2:09.468 P	32.810	37.964	58.694	237.3	15:33:15.885
16		2:06.418	32.545	39.629	54.244	237.8	15:49:29.068	14		9:26.489	7:47.794	41.408	57.287		15:42:42.374
17			32.198	36.784		236.8		15		2:11.436	37.976	40.150	53.310	230.7	15:44:53.810
								16		1:59.406	32.406	37.153	49.847	233.7	15:46:53.216
								17		1:58.942	32.640	36.784	49.518	237.8	15:48:52.158
								18		1:58.052	32.082	36.609	49.361	237.3	15:50:50.210
								19		1:58.665	32.273	36.596	49.796	237.8	15:52:48.875
								20		2:11.368 P	32.234	36.697	1:02.437	242.6	15:55:00.243





**Paul Ricard**  
Euroformula Open  
Private test - 2  
Lap Analysis



30

Liam Lawson

R

Dallara F317 Spiess

51

Aldo Festante

Dallara F317 HWA

Team Motopark

Teo Martin Motorsport

Lap	D	Time	Sector 1	Sector 2	Sector 3	T. Spd	Elapsed	Lap	D	Time	Sector 1	Sector 2	Sector 3	T. Spd	Elapsed
1		15:05:29.144	15:03:53.311	40.874	54.959		15:05:29.144	1		15:03:02.216	15:01:27.316	40.758	54.142		15:03:02.216
2		2:34.534 P	39.592	47.645	1:07.297	144.7	15:08:03.678	2		2:08.171	34.422	39.244	54.505	228.3	15:05:10.387
3		3:22.576	1:48.614	40.841	53.121		15:11:26.254	3		2:01.100	32.839	37.470	50.791	233.7	15:07:11.487
4		2:03.012	33.628	38.032	51.352	231.2	15:13:29.266	4		2:00.779	32.882	37.407	50.490	232.2	15:09:12.266
5		1:59.755	32.394	37.092	50.269	235.2	15:15:29.021	5		2:00.669	33.085	37.244	50.340	233.2	15:11:12.935
6		1:59.330	32.217	37.108	50.005	236.3	15:17:28.351	6		2:03.765	32.444	37.514	53.807	234.2	15:13:16.700
7		1:59.061	32.292	37.027	49.742	236.3	15:19:27.412	7		2:00.278	32.492	37.440	50.346	233.7	15:15:16.978
8		1:58.943	32.135	37.050	49.758	235.2	15:21:26.355	8		2:00.141	32.545	37.402	50.194	234.7	15:17:17.119
9		2:21.395 P	33.387	37.618	1:10.390	235.8	15:23:47.750	9		2:00.562	32.652	37.331	50.579	234.7	15:19:17.681
10		12:01.591	10:18.064	43.088	1:00.439		15:35:49.341	10		2:10.303 P	32.427	37.462	1:00.414	234.7	15:21:27.984
11		2:12.012	34.846	39.610	57.556	210.9	15:38:01.353	11		14:15.189	12:42.897	39.442	52.850		15:35:43.173
12		2:03.831	32.363	37.046	54.422	235.2	15:40:05.184	12		2:04.065	34.194	38.688	51.183	230.2	15:37:47.238
13		1:59.019	32.427	37.027	49.565	236.3	15:42:04.203	13		2:00.485	32.586	37.525	50.374	233.7	15:39:47.723
14		1:58.389	32.061	36.893	49.435	237.3	15:44:02.592	14		2:01.783	33.384	37.691	50.708	235.2	15:41:49.506
15		1:57.850	31.906	36.847	49.097	236.3	15:46:00.442	15		2:00.177	32.641	37.420	50.116	234.2	15:43:49.683
16		2:09.717 P	31.890	36.873	1:00.954	236.8	15:48:10.159	16		1:59.531	32.290	37.389	49.852	234.7	15:45:49.214
17		5:31.978	4:00.530	36.973	54.475		15:53:42.137	17		2:03.258	33.180	38.779	51.299	235.8	15:47:52.472
18		2:08.501 P	31.992	36.883	59.626	233.2	15:55:50.638	18		2:00.198	32.731	37.338	50.129	233.7	15:49:52.670
19								19		2:00.735	32.393	37.421	50.921	234.2	15:51:53.405
20								20		2:00.051	32.321	37.293	50.437	233.2	15:53:53.456
21								21		2:59.228 P	33.483	57.284	1:28.461	233.2	15:56:52.684

33

Marino Sato

Dallara F317 Spiess

Team Motopark

Lap	D	Time	Sector 1	Sector 2	Sector 3	T. Spd	Elapsed
1		15:20:43.804	15:19:09.893	40.967	52.944		15:20:43.804
2		2:01.486	33.014	37.731	50.741	231.7	15:22:45.290
3		2:00.197	32.765	37.210	50.222	232.2	15:24:45.487
4		2:03.453	33.451	37.301	52.701	233.7	15:26:48.940
5		2:00.032	32.715	36.959	50.358	232.7	15:28:48.972
6		2:10.036 P	32.463	37.094	1:00.479	233.2	15:30:59.008
7		5:09.723	3:33.336	41.736	54.651		15:36:08.731
8		2:07.301	36.204	39.971	51.126	216.0	15:38:16.032
9		1:59.433	32.567	37.041	49.825	234.7	15:40:15.465
10		1:59.233	32.647	36.778	49.808	234.2	15:42:14.698
11		2:00.076	32.443	36.830	50.803	234.7	15:44:14.774
12		2:10.162 P	33.398	37.279	59.485	228.8	15:46:24.936
13		6:08.990	4:36.179	41.072	51.739		15:52:33.926
14		2:00.890	33.288	37.524	50.078	233.2	15:54:34.816
15		2:27.178 P	33.131	38.415	1:15.632	233.7	15:57:01.994

63

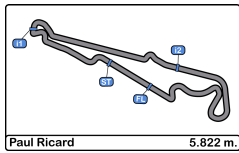
Nicolai Kjaergaard

Dallara F317 Spiess

Carlin Motorsport

Lap	D	Time	Sector 1	Sector 2	Sector 3	T. Spd	Elapsed
1		15:02:37.683	15:01:05.053	40.044	52.586		15:02:37.683
2		2:04.436	33.770	38.467	52.199	229.2	15:04:42.119
3		2:01.331	32.769	37.574	50.988	232.7	15:06:43.450
4		2:03.916	33.875	38.216	51.825	233.7	15:08:47.366
5		2:01.696	33.072	37.643	50.981	232.7	15:10:49.062
6		2:01.486	32.955	37.474	51.057	234.2	15:12:50.548
7		2:01.554	33.216	37.579	50.759	233.2	15:14:52.102
8		9:16.623 P	33.771	38.050	8:04.802	233.7	15:24:08.725
9		2:35.421	58.261	41.574	55.586		15:26:44.146
10		2:08.813	34.137	38.829	55.847	232.7	15:28:52.959
11		2:01.913	33.142	37.855	50.916	233.2	15:30:54.872
12		2:00.994	32.864	37.647	50.483	235.2	15:32:55.866
13		2:00.339	32.808	37.419	50.112	235.8	15:34:56.205
14		2:01.250	32.685	37.232	51.333	235.8	15:36:57.455
15		2:06.211	32.975	38.496	54.740	233.2	15:39:03.666
16		2:00.581	32.598	37.534	50.449	234.7	15:41:04.247
17		8:17.030 P	32.507	37.630	7:06.893	236.3	15:49:21.277
18		2:47.399 P	54.248	40.227	1:12.924		15:52:08.676
19		2:50.247 P	1:06.576	39.251	1:04.420		15:54:58.923





**Paul Ricard**  
Euroformula Open  
Private test - 2  
Lap Analysis



66

Petru Florescu

Dallara F317  
Piedrafita  
Drivex School

99

Rui Andrade

Dallara F317  
Piedrafita  
Drivex School

Lap	D	Time	Sector 1	Sector 2	Sector 3	T. Spd	Elapsed	Lap	D	Time	Sector 1	Sector 2	Sector 3	T. Spd	Elapsed
1		15:02:27.762	15:00:52.627	41.440	53.695		15:02:27.762	1		15:02:45.551	15:01:04.503	44.343	56.705		15:02:45.551
2		2:06.320	35.036	39.307	51.977	230.2	15:04:34.082	2		2:11.307	36.879	40.543	53.885	180.0	15:04:56.858
3		2:01.362	33.277	37.413	50.672	233.7	15:06:35.444	3		2:27.014 P	34.303	42.000	1:10.711	233.2	15:07:23.872
4		2:15.923 P	34.155	39.065	1:02.703	234.7	15:08:51.367	4		4:46.348	3:10.724	40.680	54.944		15:12:10.220
5		7:06.701	5:34.050	40.674	51.977		15:15:58.068	5		2:08.436	35.246	40.121	53.069	212.1	15:14:18.656
6		2:04.009	34.335	38.605	51.069	231.7	15:18:02.077	6		2:03.643	33.748	38.190	51.705	232.2	15:16:22.299
7		2:01.400	32.739	37.585	51.076	234.2	15:20:03.477	7		2:02.439	33.444	37.939	51.056	235.2	15:18:24.738
8		2:00.759	32.895	37.451	50.413	234.7	15:22:04.236	8		2:02.491	33.249	37.802	51.440	233.7	15:20:27.229
9		2:04.651	33.599	39.822	51.230	234.2	15:24:08.887	9		2:02.031	33.100	37.749	51.182	233.2	15:22:29.260
10		2:00.445	32.805	37.179	50.461	234.7	15:26:09.332	10		2:04.496	34.239	38.201	52.056	234.2	15:24:33.756
11		2:00.641	32.915	37.311	50.415	236.8	15:28:09.973	11		2:46.652 P	58.653	45.947	1:02.052	233.2	15:27:20.408
12		2:13.594 P	33.558	37.887	1:02.149	236.8	15:30:23.567	12		10:42.342	8:57.926	47.838	56.578		15:38:02.750
13		10:14.214	8:40.848	41.402	51.964		15:40:37.781	13		2:06.875	34.823	40.003	52.049	213.4	15:40:09.625
14		2:06.563	34.956	38.431	53.176	235.2	15:42:44.344	14		2:02.483	33.534	37.956	50.993	235.8	15:42:12.108
15		2:03.497	32.825	38.069	52.603	236.8	15:44:47.841	15		2:02.367	33.146	37.947	51.274	233.7	15:44:14.475
16		2:01.297	33.110	37.752	50.435	234.2	15:46:49.138	16		2:03.452	33.091	39.104	51.257	234.7	15:46:17.927
17		1:59.958	32.551	37.214	50.193	237.8	15:48:49.096	17		2:02.051	33.307	37.875	50.869	236.3	15:48:19.978
18		1:59.938	32.553	37.207	50.178	234.2	15:50:49.034	18		2:02.031	33.355	37.612	51.064	233.7	15:50:22.009
19		1:59.342	32.316	37.024	50.002	236.8	15:52:48.376	19		2:01.525	33.322	37.594	50.609	238.4	15:52:23.534
20		2:14.738 P	34.084	37.656	1:02.998	237.8	15:55:03.114	20		2:01.437	33.069	37.857	50.511	236.3	15:54:24.971

77

Guilherme Samaia

Dallara F317 HWA

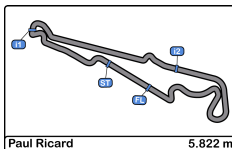
21

2:25.950 P 33.386 38.752 1:13.812 234.7 15:56:50.921

Teo Martin Motorsport

Lap	D	Time	Sector 1	Sector 2	Sector 3	T. Spd	Elapsed
1		15:03:50.951	15:02:16.088	41.068	53.795		15:03:50.951
2		2:02.653	33.525	37.927	51.201	228.3	15:05:53.604
3		2:00.525	32.674	37.306	50.545	232.7	15:07:54.129
4		2:00.049	32.511	37.115	50.423	232.2	15:09:54.178
5		1:59.041	32.276	36.958	49.807	232.2	15:11:53.219
6		1:58.954	32.301	36.878	49.775	234.2	15:13:52.173
7		1:59.416	32.219	36.916	50.281	233.2	15:15:51.589
8		2:05.641	36.148	38.031	51.462	233.2	15:17:57.230
9		2:08.046 P	32.445	37.298	58.303	232.2	15:20:05.276
10		17:49.286	16:11.336	42.500	55.450		15:37:54.562
11		2:05.184	34.217	39.819	51.148	232.7	15:39:59.746
12		2:00.664	33.025	37.504	50.135	232.7	15:42:00.410
13		1:59.104	32.396	37.044	49.664	232.7	15:43:59.514
14		2:07.571	32.968	36.875	57.728	233.7	15:46:07.085
15		1:59.271	32.218	37.021	50.032	234.2	15:48:06.356
16		1:58.999	32.280	36.968	49.751	233.2	15:50:05.355
17		1:59.623	31.986	37.776	49.861	234.2	15:52:04.978
18		1:59.016	32.092	36.867	50.057	235.2	15:54:03.994
19		2:18.714 P	33.385	37.582	1:07.747	233.2	15:56:22.708





**Paul Ricard**  
**Euroformula Open**  
**Private test - 2**  
**Best Sectors Results**



Sector - 1				Sector - 2				Sector - 3				Ideal Lap vs Best Lap				
Clas	Nº	Driver	Time	Nº	Driver	Time	Nº	Driver	Time	Clas	Nº	Driver	Ideal Lap	Best Lap	Clas	
1	7	Jack Doohan	31.572	7	Jack Doohan	36.076	30	Liam Lawson	49.097	1	7	Jack Doohan	1:57.651	1:59.440	12	
2	30	Liam Lawson	31.890	20	Cameron Das	36.582	26	Linus Lundqvist	49.361	2	30	Liam Lawson	1:57.834	1:57.850	1	
3	20	Cameron Das	31.905	26	Linus Lundqvist	36.596	14	Yuki Tsunoda	49.432	3	20	Cameron Das	1:57.925	1:58.201	3	
4	77	Guilherme Samaia	31.986	14	Yuki Tsunoda	36.687	20	Cameron Das	49.438	4	26	Linus Lundqvist	1:58.039	1:58.052	2	
5	14	Yuki Tsunoda	32.081	21	Calan Williams	36.750	8	Lukas Dunner	49.483	5	14	Yuki Tsunoda	1:58.200	1:58.334	4	
6	26	Linus Lundqvist	32.082	33	Marino Sato	36.778	18	Julian Hanses	49.513	6	77	Guilherme Samaia	1:58.517	1:58.954	8	
7	11	Teppei Natori	32.101	30	Liam Lawson	36.847	77	Guilherme Samaia	49.664	7	18	Julian Hanses	1:58.586	1:58.601	5	
8	8	Lukas Dunner	32.146	18	Julian Hanses	36.849	21	Calan Williams	49.686	8	21	Calan Williams	1:58.657	1:58.872	7	
9	21	Calan Williams	32.221	77	Guilherme Samaia	36.867	33	Marino Sato	49.808	9	8	Lukas Dunner	1:58.664	1:58.738	6	
10	18	Julian Hanses	32.224	11	Teppei Natori	36.878	51	Aldo Festante	49.852	10	11	Teppei Natori	1:58.898	1:59.092	9	
11	51	Aldo Festante	32.290	66	Petru Florescu	37.024	11	Teppei Natori	49.919	11	33	Marino Sato	1:59.029	1:59.233	10	
12	66	Petru Florescu	32.316	8	Lukas Dunner	37.035	66	Petru Florescu	50.002	12	66	Petru Florescu	1:59.342	1:59.342	11	
13	2	Artem Petrov	32.406	3	Pierre Louis Chovet	37.122	7	Jack Doohan	50.003	13	51	Aldo Festante	1:59.386	1:59.531	13	
14	33	Marino Sato	32.443	63	Nicolai Kjaergaard	37.232	63	Nicolai Kjaergaard	50.112	14	3	Pierre Louis Chovet	1:59.758	2:00.108	14	
15	1	Javier Gonzalez	32.447	51	Aldo Festante	37.244	3	Pierre Louis Chovet	50.155	15	63	Nicolai Kjaergaard	1:59.851	2:00.339	15	
16	3	Pierre Louis Chovet	32.481	1	Javier Gonzalez	37.498	1	Javier Gonzalez	50.323	16	1	Javier Gonzalez	2:00.268	2:00.452	16	
17	63	Nicolai Kjaergaard	32.507	99	Rui Andrade	37.594	2	Artem Petrov	50.440	17	2	Artem Petrov	2:00.472	2:00.713	17	
18	99	Rui Andrade	33.069	2	Artem Petrov	37.626	99	Rui Andrade	50.511	18	99	Rui Andrade	2:01.174	2:01.437	18	
19	5	Dimitrios Tsimpris	33.536	5	Dimitrios Tsimpris	38.268	5	Dimitrios Tsimpris	51.265	19	5	Dimitrios Tsimpris	2:03.069	2:03.467	19	







Paul Ricard  
Euroformula Open  
Private test - 2  
Best 5 Lap Times



Cls	Nº	Entrant	Nat	Driver	Nat	Cat	Cls	Chassis - Engine	Team	Best 1		Best 2		Best 3		Best 4		Best 5	
										Time	Lap	Time	Lap	Time	Lap	Time	Lap	Time	Lap
1	30	Team Motopark	DEU	Liam Lawson	NZL	R	1	Dallara F317 Spiess	Team Motopark	1:57.850	15	1:58.389	14	1:58.943	8	1:59.019	13	1:59.061	7
2	26	Double R	GBR	Linus Lundqvist	SWE			Dallara F317 HWA	Double R	1:58.052	18	1:58.463	12	1:58.583	11	1:58.665	19	1:58.942	17
3	20	Fortec Motorsport	GBR	Cameron Das	USA			Dallara F317 HWA	Fortec Motorsport	1:58.201	14	1:58.544	15	1:59.093	13	1:59.479	4	1:59.520	5
4	14	Team Motopark	DEU	Yuki Tsunoda	JPN	R	2	Dallara F317 Spiess	Team Motopark	1:58.334	18	1:58.577	17	1:58.886	15	1:59.370	8	1:59.381	7
5	18	Team Motopark	DEU	Julian Hanes	DEU			Dallara F317 Spiess	Team Motopark	1:58.601	19	1:59.031	18	1:59.336	12	1:59.344	11	1:59.481	17
6	8	Teo Martin Motorsport	ESP	Lukas Dunner	AUT			Dallara F317 HWA	Teo Martin Motorsport	1:58.738	16	1:59.148	19	1:59.250	20	1:59.350	7	1:59.473	18
7	21	Fortec Motorsport	GBR	Calan Williams	AUS			Dallara F317 HWA	Fortec Motorsport	1:58.872	21	1:58.950	18	1:59.011	20	1:59.320	17	1:59.589	19
8	77	Teo Martin Motorsport	ESP	Guilherme Samaia	BRA			Dallara F317 HWA	Teo Martin Motorsport	1:58.954	6	1:58.999	16	1:59.016	18	1:59.041	5	1:59.104	13
9	11	Carlin Motorsport	GBR	Teppe Natori	JPN	R	3	Dallara F317 Spiess	Carlin Motorsport	1:59.092	17	1:59.277	12	1:59.344	16	1:59.391	15	1:59.471	11
10	33	Team Motopark	DEU	Marino Sato	JPN			Dallara F317 Spiess	Team Motopark	1:59.233	10	1:59.433	9	2:00.032	5	2:00.076	11	2:00.197	3
11	66	Drivex School	ESP	Petru Florescu	ROU			Dallara F317 Piedrafita	Drivex School	1:59.342	19	1:59.938	18	1:59.958	17	2:00.445	10	2:00.641	11
12	7	Double R	GBR	Jack Doohan	AUS			Dallara F317 HWA	Double R	1:59.440	12	1:59.539	5	1:59.891	10	1:59.987	4	2:00.339	9
13	51	Teo Martin Motorsport	ESP	Aldo Festante	ITA			Dallara F317 HWA	Teo Martin Motorsport	1:59.531	16	2:00.051	20	2:00.141	8	2:00.177	15	2:00.198	18
14	3	RP Motorsport	ITA	Pierre Louis Chovet	FRA	R	4	Dallara F317 Piedrafita	RP Motorsport	2:00.108	21	2:00.325	19	2:00.398	20	2:00.632	18	2:01.135	14
15	63	Carlin Motorsport	GBR	Nicolai Kjaergaard	DNK			Dallara F317 Spiess	Carlin Motorsport	2:00.339	13	2:00.581	16	2:00.994	12	2:01.250	14	2:01.331	3
16	1	RP Motorsport	ITA	Javier Gonzalez	MEX			Dallara F317 Piedrafita	RP Motorsport	2:00.452	17	2:00.673	9	2:00.860	19	2:01.285	16	2:01.928	3
17	2	RP Motorsport	ITA	Artem Petrov	RUS			Dallara F317 Piedrafita	RP Motorsport	2:00.713	8	2:00.800	17	2:01.067	16	2:01.403	6	2:01.601	4
18	99	Drivex School	ESP	Rui Andrade	AGO			Dallara F317 Piedrafita	Drivex School	2:01.437	20	2:01.525	19	2:02.031	9	2:02.031	18	2:02.051	17
19	5	Tsimpris Motorsport	GRC	Dimitrios Tsimpris	GRC	R	5	Dallara F317 Piedrafita	Tsimpris Motorsport	2:03.467	8	2:03.507	7	2:03.987	17	2:04.008	16	2:04.316	13





**Paul Ricard**  
**Euroformula Open**  
**Private test - 2**  
**Best 5 Top Speeds**



Cls	Nº	Entrant	Nat	Driver	Nat	Cat	Cls	Chassis - Engine	Team	Top 1		Top 2		Top 3		Top 4		Top 5		Avg
										Km/h	Lap	Km/h	Lap	Km/h	Lap	Km/h	Lap	Km/h	Lap	
1	26	Double R	GBR	Linus Lundqvist	SWE			Dallara F317 HWA	Double R	242.6	20	237.8	17	237.8	19	237.3	13	237.3	18	238.6
2	21	Fortec Motorsport	GBR	Calan Williams	AUS			Dallara F317 HWA	Fortec Motorsport	238.4	7	238.4	21	237.8	18	237.3	6	237.3	8	237.8
3	99	Drivex School	ESP	Rui Andrade	AGO			Dallara F317 Piedrafita	Drivex School	238.4	19	236.3	17	236.3	20	235.8	14	235.2	7	236.4
4	20	Fortec Motorsport	GBR	Cameron Das	USA			Dallara F317 HWA	Fortec Motorsport	237.8	8	237.8	15	237.8	16	237.3	9	237.3	14	237.6
5	66	Drivex School	ESP	Petru Florescu	ROU			Dallara F317 Piedrafita	Drivex School	237.8	17	237.8	20	236.8	11	236.8	12	236.8	15	237.2
6	30	Team Motopark	DEU	Liam Lawson	NZL	R	1	Dallara F317 Spiess	Team Motopark	237.3	14	236.8	16	236.3	6	236.3	7	236.3	13	236.6
7	7	Double R	GBR	Jack Doohan	AUS			Dallara F317 HWA	Double R	236.8	13	235.2	6	235.2	9	235.2	11	234.7	4	235.5
8	11	Carlin Motorsport	GBR	Teppei Natori	JPN	R	2	Dallara F317 Spiess	Carlin Motorsport	236.8	13	236.3	17	235.8	15	235.8	16	235.8	18	236.1
9	3	RP Motorsport	ITA	Pierre Louis Chovet	FRA	R	3	Dallara F317 Piedrafita	RP Motorsport	236.3	14	235.8	15	234.7	21	234.2	8	234.2	13	235.0
10	63	Carlin Motorsport	GBR	Nicolai Kjaergaard	DNK			Dallara F317 Spiess	Carlin Motorsport	236.3	17	235.8	13	235.8	14	235.2	12	234.7	16	235.6
11	51	Teo Martin Motorsport	ESP	Aldo Festante	ITA			Dallara F317 HWA	Teo Martin Motorsport	235.8	17	235.2	14	234.7	8	234.7	9	234.7	10	235.0
12	8	Teo Martin Motorsport	ESP	Lukas Dunner	AUT			Dallara F317 HWA	Teo Martin Motorsport	235.2	10	234.2	21	233.2	7	233.2	9	232.7	12	233.7
13	18	Team Motopark	DEU	Julian Hanses	DEU			Dallara F317 Spiess	Team Motopark	235.2	9	235.2	11	234.7	5	234.7	19	234.7	20	234.9
14	77	Teo Martin Motorsport	ESP	Guilherme Samaia	BRA			Dallara F317 HWA	Teo Martin Motorsport	235.2	18	234.2	6	234.2	15	234.2	17	233.7	14	234.3
15	2	RP Motorsport	ITA	Artem Petrov	RUS			Dallara F317 Piedrafita	RP Motorsport	234.7	13	232.7	6	232.7	12	232.7	17	232.2	8	233.0
16	33	Team Motopark	DEU	Marino Sato	JPN			Dallara F317 Spiess	Team Motopark	234.7	9	234.7	11	234.2	10	233.7	4	233.7	15	234.2
17	1	RP Motorsport	ITA	Javier Gonzalez	MEX			Dallara F317 Piedrafita	RP Motorsport	233.7	17	232.7	10	232.7	14	232.7	16	232.7	18	232.9
18	14	Team Motopark	DEU	Yuki Tsunoda	JPN	R	4	Dallara F317 Spiess	Team Motopark	233.7	5	233.7	8	233.2	6	233.2	7	233.2	12	233.4
19	5	Tsimpris Motorsport	GRC	Dimitrios Tsimpris	GRC	R	5	Dallara F317 Piedrafita	Tsimpris Motorsport	230.2	12	229.7	9	228.8	7	228.8	14	228.3	11	229.2





**Paul Ricard**  
**Euroformula Open**  
**Private test - 2**  
**Fastest Laps Sequence**



Lap	Time of Day	Session Time	Nº	Entrant	Nat	Driver	Nat	Cat	Chassis - Engine	Team	Time	Km/h
2	15:04:27.939	4:27.939	26	Double R	GBR	Linus Lundqvist	SWE		Dallara F317 HWA	Double R	2:04.368	168.5
2	15:05:17.676	5:17.676	8	Teo Martin	ESP	Lukas Dunner	AUT		Dallara F317 HWA	Teo Martin	2:03.608	169.5
2	15:05:31.570	5:31.570	21	Fortec Motorsport	GBR	Calan Williams	AUS		Dallara F317 HWA	Fortec Motorsport	2:01.369	172.6
2	15:05:43.892	5:43.892	20	Fortec Motorsport	GBR	Cameron Das	USA		Dallara F317 HWA	Fortec Motorsport	2:00.590	173.8
3	15:06:27.868	6:27.868	26	Double R	GBR	Linus Lundqvist	SWE		Dallara F317 HWA	Double R	1:59.929	174.7
4	15:08:27.340	8:27.340	26	Double R	GBR	Linus Lundqvist	SWE		Dallara F317 HWA	Double R	1:59.472	175.4
5	15:11:53.219	11:53.219	77	Teo Martin	ESP	Guilherme Samaia	BRA		Dallara F317 HWA	Teo Martin	1:59.041	176.0
6	15:12:32.833	12:32.833	26	Double R	GBR	Linus Lundqvist	SWE		Dallara F317 HWA	Double R	1:59.016	176.1
6	15:13:52.173	13:52.173	77	Teo Martin	ESP	Guilherme Samaia	BRA		Dallara F317 HWA	Teo Martin	1:58.954	176.1
8	15:21:26.355	21:26.355	30	Team Motopark	DEU	Liam Lawson	NZL	R	Dallara F317 Spiess	Team Motopark	1:58.943	176.2
11	15:29:07.954	29:07.954	26	Double R	GBR	Linus Lundqvist	SWE		Dallara F317 HWA	Double R	1:58.583	176.7
12	15:31:06.417	31:06.417	26	Double R	GBR	Linus Lundqvist	SWE		Dallara F317 HWA	Double R	1:58.463	176.9
14	15:44:02.592	44:02.592	30	Team Motopark	DEU	Liam Lawson	NZL	R	Dallara F317 Spiess	Team Motopark	1:58.389	177.0
14	15:45:24.106	45:24.106	20	Fortec Motorsport	GBR	Cameron Das	USA		Dallara F317 HWA	Fortec Motorsport	1:58.201	177.3
15	15:46:00.442	46:00.442	30	Team Motopark	DEU	Liam Lawson	NZL	R	Dallara F317 Spiess	Team Motopark	1:57.850	177.8



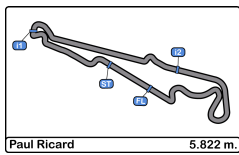


**Paul Ricard**  
**Euroformula Open**  
**Private test - 2**  
**Event Best Maximum Speed**



Nº	Entrant	Nat	Driver	Nat	Cat	Clas	Chassis - Engine	Team	Km/h	Session
26	Double R		Linus Lundqvist				Dallara F317 HWA	Double R	242.6	Private test - 2
20	Fortec Motorsport		Cameron Das				Dallara F317 HWA	Fortec Motorsport	240.5	Private test - 1
21	Fortec Motorsport		Calan Williams				Dallara F317 HWA	Fortec Motorsport	238.9	Private test - 1
66	Drivex School		Petru Florescu				Dallara F317 Piedrafita	Drivex School	238.4	Private test - 1
99	Drivex School		Rui Andrade				Dallara F317 Piedrafita	Drivex School	238.4	Private test - 2
30	Team Motopark		Liam Lawson		R	1	Dallara F317 Spiess	Team Motopark	237.3	Private test - 2
14	Team Motopark		Yuki Tsunoda		R	2	Dallara F317 Spiess	Team Motopark	236.8	Private test - 1
63	Carlin Motorsport		Nicolai Kjaergaard				Dallara F317 Spiess	Carlin Motorsport	236.8	Private test - 1
7	Double R		Jack Doohan				Dallara F317 HWA	Double R	236.8	Private test - 2
11	Carlin Motorsport		Teppei Natori		R	3	Dallara F317 Spiess	Carlin Motorsport	236.8	Private test - 2
33	Team Motopark		Marino Sato				Dallara F317 Spiess	Team Motopark	236.3	Private test - 1
3	RP Motorsport		Pierre Louis Chovet		R	4	Dallara F317 Piedrafita	RP Motorsport	236.3	Private test - 1
8	Teo Martin		Lukas Dunner				Dallara F317 HWA	Teo Martin	236.3	Private test - 1
2	RP Motorsport		Artem Petrov				Dallara F317 Piedrafita	RP Motorsport	235.8	Private test - 1
51	Teo Martin		Aldo Festante				Dallara F317 HWA	Teo Martin	235.8	Private test - 2
1	RP Motorsport		Javier Gonzalez				Dallara F317 Piedrafita	RP Motorsport	235.2	Private test - 1
18	Team Motopark		Julian Hanses				Dallara F317 Spiess	Team Motopark	235.2	Private test - 2
77	Teo Martin		Guilherme Samaia				Dallara F317 HWA	Teo Martin	235.2	Private test - 2
31	Carlin Motorsport		Billy Monger				Dallara F317 Spiess	Carlin Motorsport	234.2	Private test - 1
5	Tsimpris Motorsport		Dimitrios Tsimpris		R	5	Dallara F317 Piedrafita	Tsimpris Motorsport	230.2	Private test - 2





**Paul Ricard**  
Euroformula Open  
Private test - 2  
**Pit Stop Analysis**



**1** Javier Gonzalez RP Motorsport  
Dallara F317 Piedrafita

Nr.	In Day Time	In Time	Out Time	Pit Time	T. Pit Time	Handicap	Penalty
1	15:11:14.674	15:11:14.674	15:17:29.802	6:15.128	6:15.128		
2	15:30:20.400	15:30:20.400	15:36:43.890	6:23.490	12:38.618		

**2** Artem Petrov RP Motorsport  
Dallara F317 Piedrafita

Nr.	In Day Time	In Time	Out Time	Pit Time	T. Pit Time	Handicap	Penalty
1	15:19:28.540	15:19:28.540	15:31:45.443	12:16.90	12:16.903		
					3		

**3** Pierre Louis Chovet R RP Motorsport  
Dallara F317 Piedrafita

Nr.	In Day Time	In Time	Out Time	Pit Time	T. Pit Time	Handicap	Penalty
1	15:17:41.913	15:17:41.913	15:22:25.099	4:43.186	4:43.186		

**5** Dimitrios Tsimpris R Tsimpris Motorsport  
Dallara F317 Piedrafita

Nr.	In Day Time	In Time	Out Time	Pit Time	T. Pit Time	Handicap	Penalty
1	15:03:41.387	15:03:41.387	15:05:35.815	1:54.428	1:54.428		
2	15:22:21.963	15:22:21.963	15:30:50.464	8:28.501	10:22.929		

**7** Jack Doohan Double R  
Dallara F317 HWA

Nr.	In Day Time	In Time	Out Time	Pit Time	T. Pit Time	Handicap	Penalty
1	15:12:37.957	15:12:37.957	15:22:17.800	9:39.843	9:39.843		

**8** Lukas Dunner Teo Martin Motorsport  
Dallara F317 HWA

Nr.	In Day Time	In Time	Out Time	Pit Time	T. Pit Time	Handicap	Penalty
1	15:09:19.813	15:09:19.813	15:12:16.412	2:56.599	2:56.599		
2	15:28:34.865	15:28:34.865	15:36:23.788	7:48.923	10:45.522		

**11** Teppei Natori R Carlin Motorsport  
Dallara F317 Spiess

Nr.	In Day Time	In Time	Out Time	Pit Time	T. Pit Time	Handicap	Penalty
1	15:14:57.184	15:14:57.184	15:24:51.166	9:53.982	9:53.982		

**14** Yuki Tsunoda R Team Motopark  
Dallara F317 Spiess

Nr.	In Day Time	In Time	Out Time	Pit Time	T. Pit Time	Handicap	Penalty
1	15:31:41.344	15:31:41.344	15:37:24.865	5:43.521	5:43.521		

**18** Julian Hanses Team Motopark  
Dallara F317 Spiess

Nr.	In Day Time	In Time	Out Time	Pit Time	T. Pit Time	Handicap	Penalty
1	15:10:45.755	15:10:45.755	15:11:34.537	48.782	48.782		
2	15:19:44.420	15:19:44.420	15:23:45.443	4:01.023	4:49.805		

**20** Cameron Das Fortec Motorsport  
Dallara F317 HWA

Nr.	In Day Time	In Time	Out Time	Pit Time	T. Pit Time	Handicap	Penalty
1	15:21:48.496	15:21:48.496	15:36:57.962	15:09.46	15:09.466		
					6		

**21** Calan Williams Fortec Motorsport  
Dallara F317 HWA

Nr.	In Day Time	In Time	Out Time	Pit Time	T. Pit Time	Handicap	Penalty
1	15:29:54.469	15:29:54.469	15:39:47.267	9:52.798	9:52.798		

**26** Linus Lundqvist Double R  
Dallara F317 HWA

Nr.	In Day Time	In Time	Out Time	Pit Time	T. Pit Time	Handicap	Penalty
1	15:14:35.538	15:14:35.538	15:20:46.646	6:11.108	6:11.108		
2	15:33:07.492	15:33:07.492	15:40:26.010	7:18.518	13:29.626		

**30** Liam Lawson R Team Motopark  
Dallara F317 Spiess

Nr.	In Day Time	In Time	Out Time	Pit Time	T. Pit Time	Handicap	Penalty
1	15:07:52.566	15:07:52.566	15:09:09.192	1:16.626	1:16.626		
2	15:23:36.487	15:23:36.487	15:33:27.383	9:50.896	11:07.522		

**33** Marino Sato Team Motopark  
Dallara F317 Spiess

Nr.	In Day Time	In Time	Out Time	Pit Time	T. Pit Time	Handicap	Penalty
1	15:30:49.358	15:30:49.358	15:33:53.969	3:04.611	3:04.611		

**51** Aldo Festante Teo Martin Motorsport  
Dallara F317 HWA

Nr.	In Day Time	In Time	Out Time	Pit Time	T. Pit Time	Handicap	Penalty
1	15:21:19.626	15:21:19.626	15:33:36.370	12:16.74	12:16.744		
					4		

**63** Nicolai Kjaergaard Carlin Motorsport  
Dallara F317 Spiess

Nr.	In Day Time	In Time	Out Time	Pit Time	T. Pit Time	Handicap	Penalty
1	15:16:54.855	15:16:54.855	15:24:26.454	7:31.599	7:31.599		
2	15:52:00.121	15:52:00.121	15:52:32.017	31.896	8:03.495		

**66** Petru Florescu Drivex School  
Dallara F317 Piedrafita

Nr.	In Day Time	In Time	Out Time	Pit Time	T. Pit Time	Handicap	Penalty
1	15:08:42.891	15:08:42.891	15:13:46.642	5:03.751	5:03.751		
2	15:30:14.262	15:30:14.262	15:38:26.198	8:11.936	13:15.687		

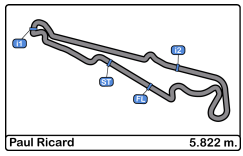
**77** Guilherme Samaia Teo Martin Motorsport  
Dallara F317 HWA

Nr.	In Day Time	In Time	Out Time	Pit Time	T. Pit Time	Handicap	Penalty
1	15:19:56.987	15:19:56.987	15:35:39.851	15:42.86	15:42.864		
					4		

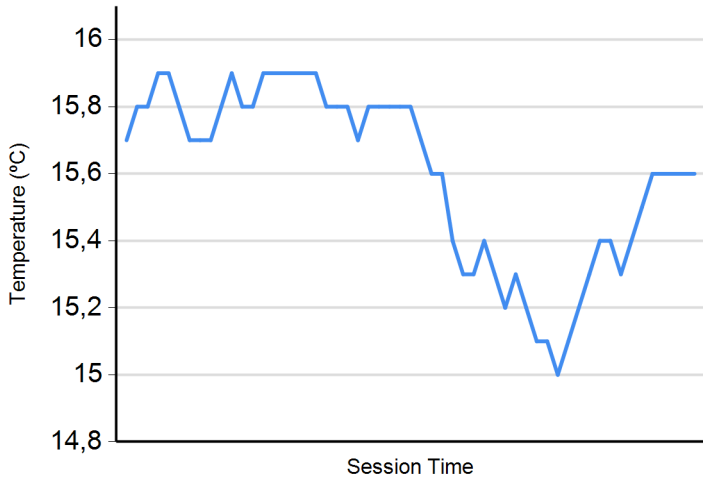
**99** Rui Andrade Drivex School  
Dallara F317 Piedrafita

Nr.	In Day Time	In Time	Out Time	Pit Time	T. Pit Time	Handicap	Penalty
1	15:07:13.140	15:07:13.140	15:09:54.578	2:41.438	2:41.438		
2	15:27:11.291	15:27:11.291	15:35:36.672	8:25.381	11:06.819		

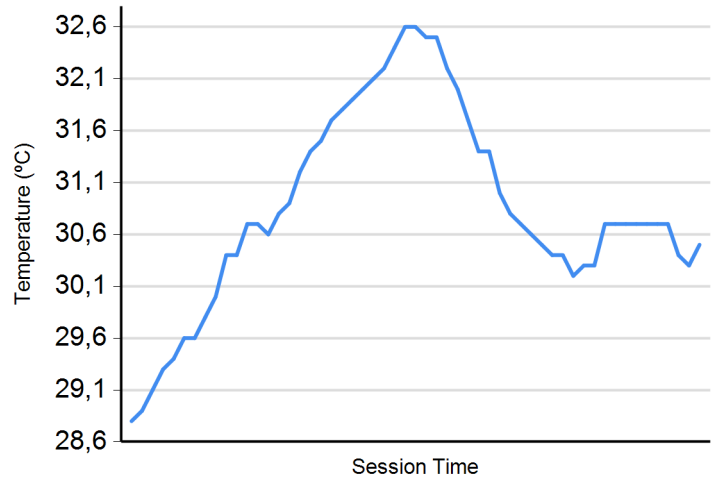




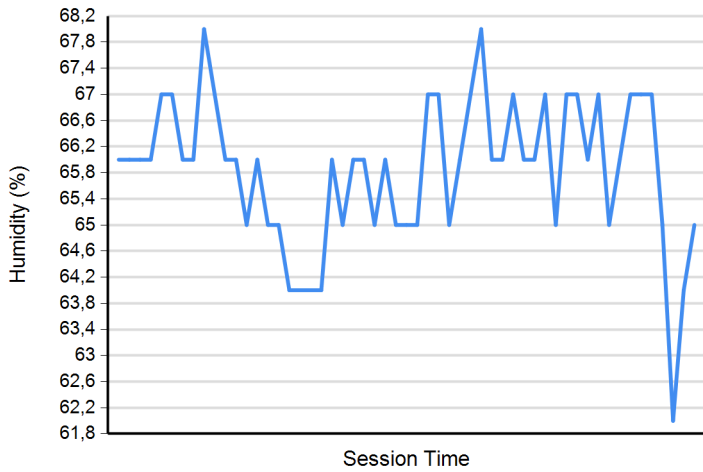
**Air Temperature**



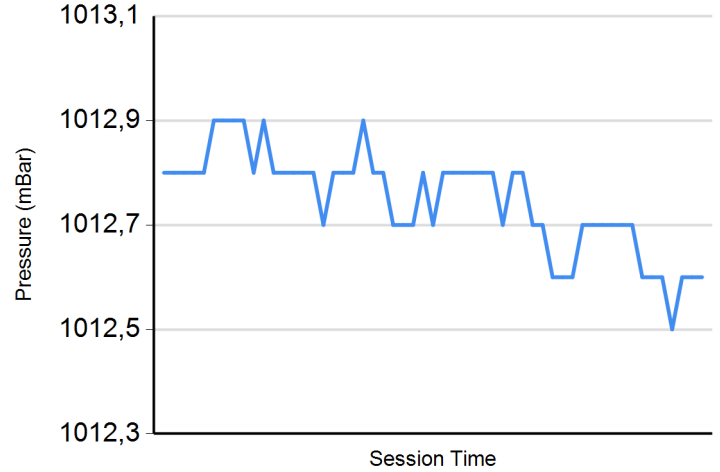
**Track Temperature**



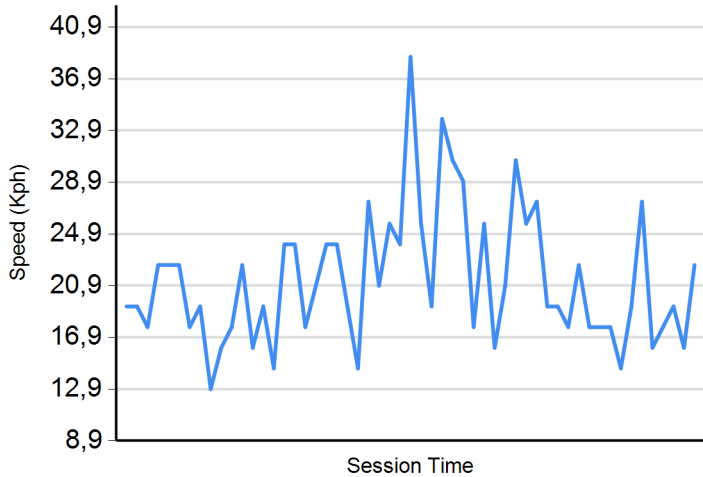
**Humidity**



**Pressure**



**Wind Speed**



**Wind direction**

North = 0°/360° Est = 90° South = 180° West = 270°

