

**Circuito del Jarama**  
**Cto. España Carreras de Camiones**  
**Entrenamiento cronometrado**  
**Resultados Provisionales**

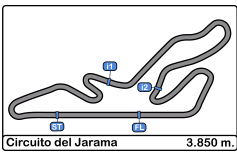


Cls	Nº	Concursante	Piloto 1	Piloto 2	Vehiculo	Cat	Cls	Vtas.	V.R.	Tiempo	Dif 1º	Intervalo	Km/h
1	66	C.D.E. ULTIMA VUELTA	José Alberto Vila Sainz	Jr	MAN F2000	Jr	1	8	4	<b>2:02.339</b>			113.2
2	26	C.D.E. ULTIMA VUELTA	Pedro Ignacio Garcia Marco		IVECO			10	9	<b>2:04.645</b>	2.306	2.306	111.1
3	25	C.D.E. ULTIMA VUELTA	Pedro Marco Sanchez	Jr	MAN	Jr	2	9	3	<b>2:07.020</b>	4.681	2.375	109.1
4	48	C.D.E. ULTIMA VUELTA	Nicolás Garcia Carbonell	Jr Rk	MERCEDES SK	Jr/R	1	9	8	<b>2:12.163</b>	9.824	5.143	104.8
5	33	C.D.E. ULTIMA VUELTA	Orlando Santos Rodriguez		MERCEDES SK			7	5	<b>2:15.723</b>	13.384	3.560	102.1
6	16	C.D.E. ULTIMA VUELTA	Aaron Bastian Alonso		SISU 1100			8	7	<b>2:24.222</b>	21.883	8.499	96.1
7	69	C.D.E. ULTIMA VUELTA	Francisco Navarro Carrique		RENAULT G290			8	4	<b>2:25.338</b>	22.999	1.116	95.3

Publicado a las:.....

<b>Comisarios Deportivos:</b>	<b>Director de Carrera:</b>	<b>Cronometrador:</b>
-------------------------------	-----------------------------	-----------------------





**Circuito del Jarama**  
**Cto. España Carreras de Camiones**  
**Entrenamiento cronometrado**  
**Resultados Provisionales por categoria**

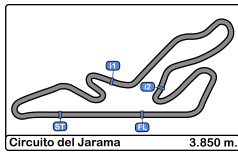


Cls	Nº	Concursante	Piloto 1	Piloto 2	Vehiculo	Cat	Cls	Vtas.	Tiemp	Tiempo	Dif 1º	Intervalo	Km/h
<b>Jr</b>													
1	66	C.D.E. ULTIMA VUELTA	José Alberto Vila Sainz	Jr	MAN F2000	Jr	1	8	4	<b>2:02.339</b>			113.2
2	25	C.D.E. ULTIMA VUELTA	Pedro Marco Sanchez	Jr	MAN	Jr	2	9	3	<b>2:07.020</b>	4.681	4.681	109.1
1	26	C.D.E. ULTIMA VUELTA	Pedro Ignacio Garcia Marco		IVECO			10	9	<b>2:04.645</b>			111.1
2	33	C.D.E. ULTIMA VUELTA	Orlando Santos Rodriguez		MERCEDES SK			7	5	<b>2:15.723</b>	11.078	11.078	102.1
3	16	C.D.E. ULTIMA VUELTA	Aaron Bastian Alonso		SISU 1100			8	7	<b>2:24.222</b>	19.577	8.499	96.1
4	69	C.D.E. ULTIMA VUELTA	Francisco Navarro Carrique		RENAULT G290			8	4	<b>2:25.338</b>	20.693	1.116	95.3
<b>Jr/R</b>													
1	48	C.D.E. ULTIMA VUELTA	Nicolás Garcia Carbonell	Jr Rk	MERCEDES SK	Jr/R	1	9	8	<b>2:12.163</b>			104.8

Publicado a las:.....

<b>Comisarios Deportivos:</b>	<b>Director de Carrera:</b>	<b>Cronometrador:</b>
-------------------------------	-----------------------------	-----------------------





**Circuito del Jarama**  
**Cto. España Carreras de Camiones**  
**Entrenamiento cronometrado**  
**Tiempos Por Vuelta**



**16** 1 Aaron Bastian Alonso SISU 1100 **48** 1 Nicolás Garcia Carbonell MERCEDES SK  
 2 C.D.E. ULTIMA VUELTA Jr/R 2 C.D.E. ULTIMA VUELTA

Vta	D	Tiempo	Sector 1	Sector 2	Sector 3	V.Max	Elapsed	Vta	D	Tiempo	Sector 1	Sector 2	Sector 3	V.Max	Elapsed
1		10:33:04.206	10:31:33.005	51.429	39.772		10:33:04.206	1		10:33:05.486	10:31:36.247	50.753	38.486		10:33:05.486
2		2:24.830	54.757	49.926	40.147		10:35:29.036	2		2:23.632	54.340	49.820	39.472		10:35:29.118
3		2:27.828	56.956	50.357	40.515		10:37:56.864	3		2:15.710	52.774	44.472	38.464		10:37:44.828
4		2:27.788	55.768	51.999	40.021		10:40:24.652	4		2:12.849	51.364	44.381	37.104		10:39:57.677
5		2:26.558	55.417	51.285	39.856		10:42:51.210	5		2:15.705	54.293	44.074	37.338		10:42:13.382
6		2:26.970	55.745	51.387	39.838		10:45:18.180	6		2:12.503	51.498	44.028	36.977		10:44:25.885
7		2:24.222	55.219	49.539	39.464		10:47:42.402	7		2:14.597	51.657	45.306	37.634		10:46:40.482
8		2:24.425	54.260	50.285	39.880		10:50:06.827	8		2:12.163	51.390	44.185	36.588		10:48:52.645
9			54.964	50.528				9		2:13.713	53.013	43.827	36.873		10:51:06.358

**25** 1 Pedro Marco Sanchez MAN **66** 1 José Alberto Vila Sainz MAN F200  
 Jr 2 C.D.E. ULTIMA VUELTA Jr 2 C.D.E. ULTIMA VUELTA

Vta	D	Tiempo	Sector 1	Sector 2	Sector 3	V.Max	Elapsed	Vta	D	Tiempo	Sector 1	Sector 2	Sector 3	V.Max	Elapsed
1		10:32:58.186	10:31:31.597	48.481	38.108		10:32:58.186	1		10:32:57.592	10:31:30.378	49.032	38.182		10:32:57.592
2		2:08.092	50.634	41.548	35.910		10:35:06.278	2		2:03.667	48.538	40.927	34.202		10:35:01.259
3		2:07.020	50.041	41.688	35.291		10:37:13.298	3		2:03.253	48.974	40.063	34.216		10:37:04.512
4		2:32.834	50.433	56.087	46.314		10:39:46.132	4		2:02.339	48.630	39.820	33.889		10:39:06.851
5		2:37.562	1:08.103	52.986	36.473		10:42:23.694	5		2:18.487 P	50.997	41.272	46.218		10:41:25.338
6		2:14.352	56.239	42.280	35.833		10:44:38.046	6		5:47.083	4:30.458	41.129	35.496		10:47:12.421
7		2:08.109	50.655	41.724	35.730		10:46:46.155	7		2:03.650	49.346	39.776	34.528		10:49:16.071
8		2:13.545	50.447	47.231	35.867		10:48:59.700	8		2:03.715	49.116	40.075	34.524		10:51:19.786
9		2:08.437	50.331	42.575	35.531		10:51:08.137								

**26** 1 Pedro Ignacio Garcia IVECO **69** 1 Francisco Navarro Carrique RENAULT G290  
 Marco 2 C.D.E. ULTIMA VUELTA 2 C.D.E. ULTIMA VUELTA

Vta	D	Tiempo	Sector 1	Sector 2	Sector 3	V.Max	Elapsed	Vta	D	Tiempo	Sector 1	Sector 2	Sector 3	V.Max	Elapsed
1		10:32:40.470	10:31:16.636	46.608	37.226		10:32:40.470	1		10:33:12.713	10:31:30.811	58.393	43.509		10:33:12.713
2		2:06.494	50.024	41.154	35.316		10:34:46.964	2		2:29.099	57.653	50.409	41.037		10:35:41.812
3		2:06.190	49.775	41.389	35.026		10:36:53.154	3		2:26.103	56.094	49.631	40.378		10:38:07.915
4		2:06.888	49.572	41.605	35.711		10:39:00.042	4		2:25.338	55.117	49.230	40.991		10:40:33.253
5		2:06.063	49.613	41.418	35.032		10:41:06.105	5		2:25.431	55.888	49.141	40.402		10:42:58.684
6		2:05.187	49.176	41.235	34.776		10:43:11.292	6		2:38.749	55.631	54.116	49.002		10:45:37.433
7		2:07.128	49.034	42.157	35.937		10:45:18.420	7		3:03.014	1:06.989	1:03.819	52.206		10:48:40.447
8		2:20.877	53.066	49.346	38.465		10:47:39.297	8		3:04.599	1:09.518	1:04.467	50.614		10:51:45.046
9		2:04.645	49.130	40.995	34.520		10:49:43.942								
10		2:04.673	49.041	40.936	34.696		10:51:48.615								

**33** 1 Orlando Santos Rodriguez MERCEDES SK  
 2 C.D.E. ULTIMA VUELTA

Vta	D	Tiempo	Sector 1	Sector 2	Sector 3	V.Max	Elapsed
1		10:32:57.272	10:31:25.678	52.722	38.872		10:32:57.272
2		2:21.413	56.809	46.699	37.905		10:35:18.685
3		2:17.519	54.631	45.674	37.214		10:37:36.204
4		2:16.113	53.833	45.402	36.878		10:39:52.317
5		2:15.723	53.676	44.986	37.061		10:42:08.040
6		2:26.795 P	54.083	44.972	47.740		10:44:34.835
7		5:37.688	4:14.174	45.928	37.586		10:50:12.523
8			1:03.533				



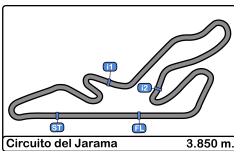


**Circuito del Jarama**  
**Cto. España Carreras de Camiones**  
**Entrenamiento cronometrado**  
**Mejores Sectores**



Sector - 1				Sector - 2				Sector - 3				Vuelta Ideal vs Mejor Vuelta				
Clas	Nº	Piloto	Tiempo	Nº	Piloto	Tiempo	Nº	Piloto	Tiempo	Clas	Nº	Piloto	Vta. Ideal	Mejor V.	Clas	
1	66	José Alberto Vila Sainz	48.538	66	José Alberto Vila Sainz	39.776	66	José Alberto Vila Sainz	33.889	1	66	José Alberto Vila Sainz	2:02.203	2:02.339	1	
2	26	Pedro Ignacio Garcia Marco	49.034	26	Pedro Ignacio Garcia Marco	40.936	26	Pedro Ignacio Garcia Marco	34.520	2	26	Pedro Ignacio Garcia Marco	2:04.490	2:04.645	2	
3	25	Pedro Marco Sanchez	50.041	25	Pedro Marco Sanchez	41.548	25	Pedro Marco Sanchez	35.291	3	25	Pedro Marco Sanchez	2:06.880	2:07.020	3	
4	48	Nicolás Garcia Carbonell	51.364	48	Nicolás Garcia Carbonell	43.827	48	Nicolás Garcia Carbonell	36.588	4	48	Nicolás Garcia Carbonell	2:11.779	2:12.163	4	
5	33	Orlando Santos Rodriguez	53.676	33	Orlando Santos Rodriguez	44.972	33	Orlando Santos Rodriguez	36.878	5	33	Orlando Santos Rodriguez	2:15.526	2:15.723	5	
6	16	Aaron Bastian Alonso	54.260	69	Francisco Navarro Carrique	49.141	16	Aaron Bastian Alonso	39.464	6	16	Aaron Bastian Alonso	2:23.263	2:24.222	6	
7	69	Francisco Navarro Carrique	55.117	16	Aaron Bastian Alonso	49.539	69	Francisco Navarro Carrique	40.378	7	69	Francisco Navarro Carrique	2:24.636	2:25.338	7	





**Circuito del Jarama**  
**Cto. España Carreras de Camiones**  
**Entrenamiento cronometrado**  
**5 Mejores Tiempos**



Cl	Nº	Concursante	Piloto 1	Piloto 2	Vehículo	Cat	Cl	Mejor 1		Mejor 2		Mejor 3		Mejor 4		Mejor 5	
								Tiempo	Vta.	Tiempo	Vta.	Tiempo	Vta.	Tiempo	Vta.	Tiempo	Vta.
1	66	C.D.E. ULTIMA VUELTA	José Alberto Vila Sainz	Jr	MAN F2000	Jr	1	<b>2:02.339</b>	4	2:03.253	3	2:03.650	7	2:03.667	2	2:03.715	8
2	26	C.D.E. ULTIMA VUELTA	Pedro Ignacio Garcia Marco		IVECO			<b>2:04.645</b>	9	2:04.673	10	2:05.187	6	2:06.063	5	2:06.190	3
3	25	C.D.E. ULTIMA VUELTA	Pedro Marco Sanchez	Jr	MAN	Jr	2	<b>2:07.020</b>	3	2:08.092	2	2:08.109	7	2:08.437	9	2:13.545	8
4	48	C.D.E. ULTIMA VUELTA	Nicolás Garcia Carbonell	Jr Rk	MERCEDES SK	Jr/R	1	<b>2:12.163</b>	8	2:12.503	6	2:12.849	4	2:13.713	9	2:14.597	7
5	33	C.D.E. ULTIMA VUELTA	Orlando Santos Rodriguez		MERCEDES SK			<b>2:15.723</b>	5	2:16.113	4	2:17.519	3	2:21.413	2	2:26.795	6
6	16	C.D.E. ULTIMA VUELTA	Aaron Bastian Alonso		SISU 1100			<b>2:24.222</b>	7	2:24.425	8	2:24.830	2	2:26.558	5	2:26.970	6
7	69	C.D.E. ULTIMA VUELTA	Francisco Navarro Carrique		RENAULT G290			<b>2:25.338</b>	4	2:25.431	5	2:26.103	3	2:29.099	2	2:38.749	6





Circuito del Jarama  
Cto. España Carreras de Camiones  
Entrenamiento cronometrado  
Secuencia Vueltas Rápidas



<u>Vta.</u>	<u>Hora Día</u>	<u>Tiempo Sesión</u>	<u>Nº</u>	<u>Concursante</u>	<u>Piloto 1</u>	<u>Piloto 2</u>	<u>Vehículo</u>	<u>Cat</u>	<u>Tiempo</u>	<u>Km/h</u>
2	12:34:46.964	-13,036	26	C.D.E. ULTIMA VUELTA	Pedro Ignacio Garcia Marco		IVECO		2:06.494	109.5
2	12:35:01.259	-58,741	66	C.D.E. ULTIMA VUELTA	José Alberto Vila Sainz	Jr	MAN F2000	Jr	2:03.667	112.0
3	12:37:04.512	-55,488	66	C.D.E. ULTIMA VUELTA	José Alberto Vila Sainz	Jr	MAN F2000	Jr	2:03.253	112.4
4	12:39:06.851	-53,149	66	C.D.E. ULTIMA VUELTA	José Alberto Vila Sainz	Jr	MAN F2000	Jr	2:02.339	113.2

