

Circuito del Jarama

División 2

2ª Carrera

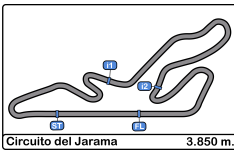
Resultados Provisionales

Cls	Nº	Concursante	Piloto 1	Piloto 2	Vehiculo	Cat	Cl	Vtas.	Tiempo	Dif 1º	Intervalo	Km/h	V.R.	Tiempo	Km/h
1	21	RACE	Jose M. De Los Milagros		SUBARU WRX Sti	5	1	12	26:31.058			104.5	6	1:46.183	130.5
2	15	A.D. DESGUACES LA TORR	Carlos Esteban García		SEAT LEON MK 2	5	2	12	26:35.983	4.925	4.925	104.2	11	1:47.230	129.2
3	8	A.D. DESGUACES LA TORR	Luis García García		CUPRA TCR	6A	1	12	26:36.347	5.289	0.364	104.1	10	1:46.528	130.1
4	33	A.D. DESGUACES LA TORR	Juan Francisco Gastañaga		SEAT LEON MK 2	6A	2	12	26:53.644	22.586	17.297	103.0	10	1:48.539	127.6
5	22	SMC Junior Motorsport	Sergio Morera Hernandez		RENAULT CLIO CUP IV	4	1	SMC 12	26:54.446	23.388	0.802	103.0	10	1:48.946	127.2
6	19	A.D. DESGUACES LA TORR	Enrique Hernando Alonso	Jr	RENAULT CLIO CUP IV	4	2	SMC 12	26:55.257	24.199	0.811	102.9	11	1:48.547	127.6
7	36	CHEFO SPORT	Iván Hernández González	Jr	RENAULT CLIO CUP IV	4	3	12	26:55.304	24.246	0.047	102.9	11	1:48.690	127.5
8	17	C.D.E. ULTIMA VUELTA	Francisco Pérez Sierra		PEUGEOT 207 EVO	4	4	12	27:34.081	1:03.023	38.777	100.5	9	1:53.207	122.4
9	26	RACE	Borja Hormigos Nicolás	<u>Hector Hernandez Benito</u>	MINI Challenge	3	1	12	27:38.085	1:07.027	4.004	100.3	9	1:52.785	122.8
10	43	SMC Junior Motorsport	Antonio Angel Garcia Delicado		RENAULT CLIO CUP IV	4	5	SMC 12	27:42.273	1:11.215	4.188	100.0	12	1:53.100	122.5
11	45	SMC Junior Motorsport	Alvaro Pinto Fernandez		RENAULT CLIO CUP III	3	2	SMC 12	27:43.137	1:12.079	0.864	100.0	8	1:52.697	122.9
12	16	SMC Junior Motorsport	Miguel Cadenas Vega		RENAULT CLIO CUP III	3	3	SMC 12	27:43.458	1:12.400	0.321	99.9	10	1:53.337	122.2
13	47	A.D. DESGUACES LA TORR	Alfonso Colomina Fajardo		RENAULT CLIO CUP III	3	4	12	27:53.074	1:22.016	9.616	99.4	12	1:53.720	121.8
14	20	SMC Junior Motorsport	Mario Alberto Moreno Rojas		RENAULT CLIO CUP III	3	5	SMC 12	27:53.531	1:22.473	0.457	99.3	12	1:53.628	121.9
15	48	SMC Junior Motorsport	Jaime Luis Latapia Llinas		RENAULT CLIO CUP III	3	6	SMC 12	27:54.012	1:22.954	0.481	99.3	9	1:53.024	122.6
16	23	C.D.E. ULTIMA VUELTA	Fernando J. Bea Marton		SEAT LEON MK 2	5	3	12	28:02.634	1:31.576	8.622	98.8	11	1:48.923	127.2
17	25	C.D.E. ULTIMA VUELTA	Javier Caño Hidalgo		RENAULT CLIO CUP IV	4	6	12	28:10.639	1:39.581	8.005	98.3	9	1:55.642	119.8
18	42	CHEFO SPORT	Jesus Hernandez Jimenez		RENAULT CLIO CUP IV	4	7	11	27:01.561	1 Vta	1 Vta	94.0	7	1:55.204	120.3
19	3	A.E.C.D.	Lucas Gonzalez-Anleo Polo		PORSCHE 968 CS	CL	1	11	27:30.309	1 Vta	28.748	92.3	11	2:00.363	115.1
20	27	SMC Junior Motorsport	Javier Aguado Ortega		RENAULT CLIO CUP IV	4	8	10	27:00.059	2 Vtas	1 Vta	85.5	8	1:50.657	125.2
No clasificados: (Requerimientos: 75% del número de vueltas del lider = 9 Vueltas)															
6	C.D.E. DEYSCOM SPORT	Francisco Comendador Romero			SUBARU WRX Sti	5	4	5	13:57.823	7 Vtas	5 Vtas	82.7	5	1:48.981	127.1
46	A.D. DESGUACES LA TORR	Fernando Navarrete Rodrigo			RENAULT CLIO CUP III	3	7	4	12:34.805	8 Vtas	1 Vta	73.4	4	2:06.917	109.2
44	SMC Junior Motorsport	Mariano Esteban Trilla			RENAULT CLIO CUP IV	4	9	SMC 1	2:37.705	11 Vtas	3 Vtas	87.8	1	2:37.705	87.8
50	ESCUADERIA LEMANS	Sergio Gualix Piris			SEAT LEON MK 2	5	5								
13	C.D.E. ULTIMA VUELTA	Luis Ruiz Moya			SEAT LEON MK 2	5	6								
49	SMC Junior Motorsport	Pablo Marcos Santamaría			RENAULT CLIO CUP III	3	8	SMC							
14	ESCUADERIA GREDOS	Juan Carlos Martin Hernandez			MINI COOPER 1.5 T	3	9								
41	Club Jarama Sport	Diego Blanco Torrecilla			PORSCHE 928	CL	2								

Vuelta Rápida Jose M. De Los Milagros en 1:46.183 a 130.5 Km/h en la vuelta 6

Publicado a las:.....

Comisarios Deportivos:	Director de Carrera:	Cronometrador:
-------------------------------	-----------------------------	-----------------------



Circuito del Jarama

División 2

2ª Carrera

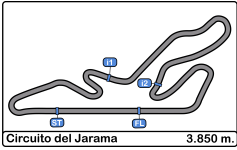
Resultados Provisionales por categoría

Cls	Nº	Concursante	Piloto 1	Piloto 2	Vehiculo	Cat	Cl	Vtas.	Tiempo	Dif 1º	Intervalo	Km/h	V.R.	Tiempo	Km/h
5															
1	21	RACE	Jose M. De Los Milagros		SUBARU WRX Sti	5	1	12	26:31.058			104.5	6	1:46.183	130.5
2	15	A.D. DESGUACES LA TORR	Carlos Esteban García		SEAT LEON MK 2	5	2	12	26:35.983	4.925	4.925	104.2	11	1:47.230	129.2
3	23	C.D.E. ULTIMA VUELTA	Fernando J. Bea Marton		SEAT LEON MK 2	5	3	12	28:02.634	1:31.576	1:26.651	98.8	11	1:48.923	127.2
No clasificados: (Requerimientos: 75% del número de vueltas del lider = 9 Vueltas)															
6		C.D.E. DEYSCOM SPORT	Francisco Comendador Romero		SUBARU WRX Sti	5	4	5	13:57.823	7 Vtas	7 Vtas	82.7	5	1:48.981	127.1
50		ESCUADERIA LEMANS	Sergio Gualix Piris		SEAT LEON MK 2	5	5								
13		C.D.E. ULTIMA VUELTA	Luis Ruiz Moya		SEAT LEON MK 2	5	6								
6A															
1	8	A.D. DESGUACES LA TORR	Luis García García		CUPRA TCR	6A	1	12	26:36.347			104.1	10	1:46.528	130.1
2	33	A.D. DESGUACES LA TORR	Juan Francisco Gastañaga		SEAT LEON MK 2	6A	2	12	26:53.644	22.586	17.297	103.0	10	1:48.539	127.6
4															
1	22	SMC Junior Motorsport	Sergio Morera Hernandez		RENAULT CLIO CUP IV	4	1	SMC 12	26:54.446			103.0	10	1:48.946	127.2
2	19	A.D. DESGUACES LA TORR	Enrique Hernando Alonso	Jr	RENAULT CLIO CUP IV	4	2	SMC 12	26:55.257	24.199	0.811	102.9	11	1:48.547	127.6
3	36	CHEFO SPORT	Iván Hernández González	Jr	RENAULT CLIO CUP IV	4	3		26:55.304	24.246	0.047	102.9	11	1:48.690	127.5
4	17	C.D.E. ULTIMA VUELTA	Francisco Pérez Sierra		PEUGEOT 207 EVO	4	4	12	27:34.081	1:03.023	38.777	100.5	9	1:53.207	122.4
5	43	SMC Junior Motorsport	Antonio Angel García Delicado		RENAULT CLIO CUP IV	4	5	SMC 12	27:42.273	1:11.215	8.192	100.0	12	1:53.100	122.5
6	25	C.D.E. ULTIMA VUELTA	Javier Caño Hidalgo		RENAULT CLIO CUP IV	4	6	12	28:10.639	1:39.581	28.366	98.3	9	1:55.642	119.8
7	42	CHEFO SPORT	Jesus Hernandez Jimenez		RENAULT CLIO CUP IV	4	7	11	27:01.561	1 Vta	1 Vta	94.0	7	1:55.204	120.3
8	27	SMC Junior Motorsport	Javier Aguado Ortega		RENAULT CLIO CUP IV	4	8	10	27:00.059	2 Vtas	1 Vta	85.5	8	1:50.657	125.2
No clasificados: (Requerimientos: 75% del número de vueltas del lider = 9 Vueltas)															
44		SMC Junior Motorsport	Mariano Esteban Trilla		RENAULT CLIO CUP IV	4	9	SMC 1	2:37.705	11 Vtas	9 Vtas	87.8	1	2:37.705	87.8
3															
1	26	RACE	Borja Hormigos Nicolás	<u>Hector Hernandez Benito</u>	MINI Challenge	3	1	12	27:38.085			100.3	9	1:52.785	122.8
2	45	SMC Junior Motorsport	Alvaro Pinto Fernandez		RENAULT CLIO CUP III	3	2	SMC 12	27:43.137	1:12.079	5.052	100.0	8	1:52.697	122.9
3	16	SMC Junior Motorsport	Miguel Cadenas Vega		RENAULT CLIO CUP III	3	3	SMC 12	27:43.458	1:12.400	0.321	99.9	10	1:53.337	122.2
4	47	A.D. DESGUACES LA TORR	Alfonso Colomina Fajardo		RENAULT CLIO CUP III	3	4	12	27:53.074	1:22.016	9.616	99.4	12	1:53.720	121.8
5	20	SMC Junior Motorsport	Mario Alberto Moreno Rojas		RENAULT CLIO CUP III	3	5	SMC 12	27:53.531	1:22.473	0.457	99.3	12	1:53.628	121.9
6	48	SMC Junior Motorsport	Jaime Luis Latapia Llinas		RENAULT CLIO CUP III	3	6	SMC 12	27:54.012	1:22.954	0.481	99.3	9	1:53.024	122.6
No clasificados: (Requerimientos: 75% del número de vueltas del lider = 9 Vueltas)															
46		A.D. DESGUACES LA TORR	Fernando Navarrete Rodrigo		RENAULT CLIO CUP III	3	7	4	12:34.805	8 Vtas	8 Vtas	73.4	4	2:06.917	109.2
49		SMC Junior Motorsport	Pablo Marcos Santamaria		RENAULT CLIO CUP III	3	8	SMC							
14		ESCUADERIA GREDOS	Juan Carlos Martin Hernandez		MINI COOPER 1.5 T	3	9								
CL															
1	3	A.E.C.D.	Lucas Gonzalez-Anleo Polo		PORSCHE 968 CS	CL	1	11	27:30.309			92.3	11	2:00.363	115.1
No clasificados: (Requerimientos: 75% del número de vueltas del lider = 9 Vueltas)															

Publicado a las:.....

Comisarios Deportivos:	Director de Carrera:	Cronometrador:
-------------------------------	-----------------------------	-----------------------





Circuito del Jarama

División 2

2ª Carrera

Resultados Provisionales por categoria

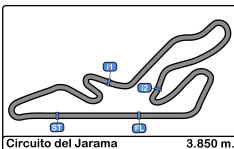
Cls	Nº	Concursante	Piloto 1	Piloto 2	Vehiculo	Cat	Cl	Vtas.	Tiempo	Dif 1º	Intervalo	Km/h	V.R.	Tiempo	Km/h
	41	Club Jarama Sport	Diego Blanco Torrecilla		PORSCHE 928	CL	2								

Vuelta Rápida Jose M. De Los Milagros en 1:46.183 a 130.5 Km/h en la vuelta 6

Publicado a las:.....

Comisarios Deportivos:	Director de Carrera:	Cronometrador:
-------------------------------	-----------------------------	-----------------------





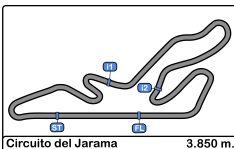
Circuito del Jarama

División 2

2ª Carrera

Clasificación Provisional por Vuelta Rápida de Piloto

Clas	Nº	Concursante	Vehiculo	Piloto	Cat	Clas	Vtas.	V.R	Tiempo	Dif 1º	Intervalo	Km/h
1	21	RACE	SUBARU WRX Sti	Jose M. De Los Milagros	5	1	12	6	1:46.183			130.5
2	8	A.D. DESGUACES LA TORRE	CUPRA TCR	Luis García García	6A	1	12	10	1:46.528	0.345	0.345	130.1
3	15	A.D. DESGUACES LA TORRE	SEAT LEON MK 2	Carlos Esteban García	5	2	12	11	1:47.230	1.047	0.702	129.2
4	33	A.D. DESGUACES LA TORRE	SEAT LEON MK 2	Juan Francisco Gastañaga Martín	6A	2	12	10	1:48.539	2.356	1.309	127.6
5	19	A.D. DESGUACES LA TORRE	RENAULT CLIO CUP IV	Enrique Hernando Alonso	4	SMC	1	12	1:48.547	2.364	0.008	127.6
6	36	CHEFO SPORT	RENAULT CLIO CUP IV	Iván Hernández González	4		2	12	1:48.690	2.507	0.143	127.5
7	23	C.D.E. ULTIMA VUELTA	SEAT LEON MK 2	Fernando J. Bea Marton	5		3	12	1:48.923	2.740	0.233	127.2
8	22	SMC Junior Motorsport	RENAULT CLIO CUP IV	Sergio Morera Hernandez	4	SMC	3	12	1:48.946	2.763	0.023	127.2
9	6	C.D.E. DEYSCOM SPORT	SUBARU WRX Sti	Francisco Comendador Romero	5		4	5	1:48.981	2.798	0.035	127.1
10	27	SMC Junior Motorsport	RENAULT CLIO CUP IV	Javier Aguado Ortega	4		4	10	1:50.657	4.474	1.676	125.2
11	45	SMC Junior Motorsport	RENAULT CLIO CUP III	Alvaro Pinto Fernandez	3	SMC	1	12	1:52.697	6.514	2.040	122.9
12	26	RACE	MINI Challenge	Hector Hernandez Benito	3		2	12	1:52.785	6.602	0.088	122.8
13	48	SMC Junior Motorsport	RENAULT CLIO CUP III	Jaime Luis Latapia Llinas	3	SMC	3	12	1:53.024	6.841	0.239	122.6
14	43	SMC Junior Motorsport	RENAULT CLIO CUP IV	Antonio Angel Garcia Delicado	4	SMC	5	12	1:53.100	6.917	0.076	122.5
15	17	C.D.E. ULTIMA VUELTA	PEUGEOT 207 EVO	Francisco Pérez Sierra	4		6	12	1:53.207	7.024	0.107	122.4
16	16	SMC Junior Motorsport	RENAULT CLIO CUP III	Miguel Cadenas Vega	3	SMC	4	12	1:53.337	7.154	0.130	122.2
17	20	SMC Junior Motorsport	RENAULT CLIO CUP III	Mario Alberto Moreno Rojas	3	SMC	5	12	1:53.628	7.445	0.291	121.9
18	47	A.D. DESGUACES LA TORRE	RENAULT CLIO CUP III	Alfonso Colomina Fajardo	3		6	12	1:53.720	7.537	0.092	121.8
19	42	CHEFO SPORT	RENAULT CLIO CUP IV	Jesus Hernandez Jimenez	4		7	11	1:55.204	9.021	1.484	120.3
20	25	C.D.E. ULTIMA VUELTA	RENAULT CLIO CUP IV	Javier Caño Hidalgo	4		8	12	1:55.642	9.459	0.438	119.8
21	3	A.E.C.D.	PORSCHE 968 CS	Lucas Gonzalez-Anleo Polo	CL		1	11	2:00.363	14.180	4.721	115.1
22	46	A.D. DESGUACES LA TORRE	RENAULT CLIO CUP III	Fernando Navarrete Rodrigo	3		7	4	2:06.917	20.734	6.554	109.2
23	44	SMC Junior Motorsport	RENAULT CLIO CUP IV	Mariano Esteban Trilla	4	SMC	9	1	2:37.705	51.522	30.788	87.8



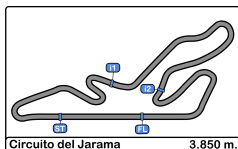
Circuito del Jarama

División 2

2ª Carrera

Distancia y Velocidad Media

Cls	Nº	Concursante	Piloto 1	Piloto 2	Vehiculo	Cat	Cls	Vtas.	Distancia	Tiempo	Km/h
1	21	RACE	Jose M. De Los Milagros		SUBARU WRX Sti	5	1	12	46.20	26:31.058	104.5
2	15	A.D. DESGUACES LA TORR	Carlos Esteban García		SEAT LEON MK 2	5	2	12	46.20	26:35.983	104.2
3	8	A.D. DESGUACES LA TORR	Luis García García		CUPRA TCR	6A	1	12	46.20	26:36.347	104.1
4	33	A.D. DESGUACES LA TORR	Juan Francisco Gastañaga Ma		SEAT LEON MK 2	6A	2	12	46.20	26:53.644	103.0
5	22	SMC Junior Motorsport	Sergio Morera Hernandez		RENAULT CLIO CUP IV	4	1	SMC 12	46.20	26:54.446	103.0
6	19	A.D. DESGUACES LA TORR	Enrique Hernando Alonso	Jr	RENAULT CLIO CUP IV	4	2	SMC 12	46.20	26:55.257	102.9
7	36	CHEFO SPORT	Iván Hernández González	Jr	RENAULT CLIO CUP IV	4	3	12	46.20	26:55.304	102.9
8	17	C.D.E. ULTIMA VUELTA	Francisco Pérez Sierra		PEUGEOT 207 EVO	4	4	12	46.20	27:34.081	100.5
9	26	RACE	Borja Hormigos Nicolás	<u>Hector Hernandez Benito</u>	MINI Challenge	3	1	12	46.20	27:38.085	100.3
10	43	SMC Junior Motorsport	Antonio Angel Garcia Delicado		RENAULT CLIO CUP IV	4	5	SMC 12	46.20	27:42.273	100.0
11	45	SMC Junior Motorsport	Alvaro Pinto Fernandez		RENAULT CLIO CUP III	3	2	SMC 12	46.20	27:43.137	100.0
12	16	SMC Junior Motorsport	Miguel Cadenas Vega		RENAULT CLIO CUP III	3	3	SMC 12	46.20	27:43.458	99.9
13	47	A.D. DESGUACES LA TORR	Alfonso Colomina Fajardo		RENAULT CLIO CUP III	3	4	12	46.20	27:53.074	99.4
14	20	SMC Junior Motorsport	Mario Alberto Moreno Rojas		RENAULT CLIO CUP III	3	5	SMC 12	46.20	27:53.531	99.3
15	48	SMC Junior Motorsport	Jaime Luis Latapia Llinas		RENAULT CLIO CUP III	3	6	SMC 12	46.20	27:54.012	99.3
16	23	C.D.E. ULTIMA VUELTA	Fernando J. Bea Marton		SEAT LEON MK 2	5	3	12	46.20	28:02.634	98.8
17	25	C.D.E. ULTIMA VUELTA	Javier Caño Hidalgo		RENAULT CLIO CUP IV	4	6	12	46.20	28:10.639	98.3
18	42	CHEFO SPORT	Jesus Hernandez Jimenez		RENAULT CLIO CUP IV	4	7	11	42.35	27:01.561	94.0
19	3	A.E.C.D.	Lucas Gonzalez-Anleo Polo		PORSCHE 968 CS	CL	1	11	42.35	27:30.309	92.3
20	27	SMC Junior Motorsport	Javier Aguado Ortega		RENAULT CLIO CUP IV	4	8	10	38.50	27:00.059	85.5
No clasificados: (Requerimientos: 75% del número de vueltas del lider = 9 Vueltas)											
6		C.D.E. DEYSCOM SPORT	Francisco Comendador Rome		SUBARU WRX Sti	5	4	5	19.25	13:57.823	82.7
46		A.D. DESGUACES LA TORR	Fernando Navarrete Rodrigo		RENAULT CLIO CUP III	3	7	4	15.40	12:34.805	73.4
44		SMC Junior Motorsport	Mariano Esteban Trilla		RENAULT CLIO CUP IV	4	9	SMC 1	03.85	2:37.705	87.8
50		ESCUADERIA LEMANS	Sergio Gualix Paris		SEAT LEON MK 2	5	5				
13		C.D.E. ULTIMA VUELTA	Luis Ruiz Moya		SEAT LEON MK 2	5	6				
49		SMC Junior Motorsport	Pablo Marcos Santamaria		RENAULT CLIO CUP III	3	8	SMC			
14		ESCUADERIA GREDOS	Juan Carlos Martin Hernandez		MINI COOPER 1.5 T	3	9				
41		Club Jarama Sport	Diego Blanco Torrecilla		PORSCHE 928	CL	2				



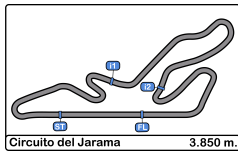
Circuito del Jarama

División 2

2ª Carrera

Tiempos Por Vuelta

3							15								
CL		1 Lucas Gonzalez-Anleo Polo					A.E.C.D.		5		2				
		PORSCHÉ 968 CS							1 Carlos Esteban García						
		A.D. DESGUACES LA TORRE							SEAT LEON MK 2						
Vta	D	Tiempo	Sector 1	Sector 2	Sector 3	V.Max	Elapsed	Vta	D	Tiempo	Sector 1	Sector 2	Sector 3	V.Max	Elapsed
1		2:41.591	1:01.049	54.291	46.251		2:41.591	1		2:12.827	45.357	36.588	50.882		2:12.827
2		3:57.630	1:22.234	1:29.911	1:05.485		6:39.221	2		4:03.327	1:18.420	1:39.686	1:05.221		6:16.154
3		3:57.229	1:55.692	1:22.040	39.497		10:36.450	3		4:04.183	1:44.369	1:28.790	51.024		10:20.337
4		2:13.739	51.360	43.468	38.911		12:50.189	4		1:49.775	43.925	36.336	29.514		12:10.112
5		2:07.419	47.373	41.498	38.548		14:57.608	5		1:47.859	40.582	35.747	31.530		13:57.971
6		2:10.387	49.144	44.272	36.971		17:07.995	6		1:49.581	41.339	36.618	31.624		15:47.552
7		2:04.436	46.681	41.319	36.436		19:12.431	7		1:49.129	41.040	35.775	32.314		17:36.681
8		2:08.829	48.028	42.361	38.440		21:21.260	8		1:48.599	40.921	35.707	31.971		19:25.280
9		2:07.733	51.489	41.478	34.766		23:28.993	9		1:48.093	41.481	35.331	31.281		21:13.373
10		2:00.953	45.952	40.519	34.482		25:29.946	10		1:47.705	41.288	35.443	30.974		23:01.078
11		2:00.363	45.486	40.796	34.081		27:30.309	11		1:47.230	40.881	35.381	30.968		24:48.308
12								12		1:47.675	41.347	35.635	30.693		26:35.983
6							16								
5		1 Francisco Comendador Romero					C.D.E. DEYSCOM SPORT		3		2				
		SUBARU WRX Sti							1 Miguel Cadenas Vega						
		A.D. DESGUACES LA TORRE							RENAULT CLIO CUP III						
Vta	D	Tiempo	Sector 1	Sector 2	Sector 3	V.Max	Elapsed	Vta	D	Tiempo	Sector 1	Sector 2	Sector 3	V.Max	Elapsed
1		2:10.131	44.523	36.928	48.680		2:10.131	1		2:26.816	52.569	45.215	49.032		2:26.816
2		4:02.658	1:16.500	1:40.470	1:05.688		6:12.789	2		4:00.350	1:21.305	1:34.406	1:04.639		6:27.166
3		4:05.908	1:43.517	1:29.731	52.660		10:18.697	3		4:00.003	1:47.623	1:26.474	45.906		10:27.169
4		1:50.145	44.519	35.946	29.680		12:08.842	4		1:57.695	44.710	37.969	35.016		12:24.864
5		1:48.981	40.744	35.562	32.675		13:57.823	5		1:59.052	45.177	38.893	34.982		14:23.916
6			42.607					6		1:55.749	44.008	38.635	33.106		16:19.665
7								7		1:54.701	43.847	37.929	32.925		18:14.366
8								8		1:53.886	43.035	37.850	33.001		20:08.252
9								9		1:54.366	43.594	37.784	32.988		22:02.618
10								10		1:53.337	43.056	37.906	32.375		23:55.955
11								11		1:54.125	43.837	38.261	32.027		25:50.080
12								12		1:53.378	43.107	38.376	31.895		27:43.458
8							17								
6A		1 Luis García García					A.D. DESGUACES LA TORRE		4		2				
		CUPRA TCR							1 Francisco Pérez Sierra						
		A.D. DESGUACES LA TORRE							C.D.E. ULTIMA VUELTA						
Vta	D	Tiempo	Sector 1	Sector 2	Sector 3	V.Max	Elapsed	Vta	D	Tiempo	Sector 1	Sector 2	Sector 3	V.Max	Elapsed
1		1:49.740	41.557	36.405	31.778		1:49.740	1		2:19.267	48.907	40.437	49.923		2:19.267
2		4:20.245	1:33.811	1:41.053	1:05.381		6:09.985	2		4:02.183	1:18.949	1:39.044	1:04.190		6:21.450
3		4:07.456	1:41.143	1:32.023	54.290		10:17.441	3		4:01.546	1:45.086	1:29.039	47.421		10:22.996
4		1:52.412	46.193	36.659	29.560		12:09.853	4		1:53.615	43.581	38.710	31.324		12:16.611
5		1:50.956	41.687	35.948	33.321		14:00.809	5		1:55.236	43.175	38.407	33.654		14:11.847
6		1:51.302	42.227	36.742	32.333		15:52.111	6		1:55.881	44.398	38.904	32.579		16:07.728
7		1:48.378	41.088	35.787	31.503		17:40.489	7		1:54.201	43.813	38.345	32.043		18:01.929
8		1:48.189	41.211	35.741	31.237		19:28.678	8		1:53.657	43.283	38.374	32.000		19:55.586
9		1:46.883	41.074	35.361	30.448		21:15.561	9		1:53.207	43.433	38.040	31.734		21:48.793
10		1:46.528	40.820	35.298	30.410		23:02.089	10		1:53.674	43.414	38.450	31.810		23:42.467
11		1:47.159	40.682	35.825	30.652		24:49.248	11		1:54.613	43.606	38.867	32.140		25:37.080
12		1:47.099	41.115	35.735	30.249		26:36.347	12		1:57.001	44.023	39.848	33.130		27:34.081
13							14								
5		1 Luis Ruiz Moya					C.D.E. ULTIMA VUELTA		3		2				
		SEAT LEON MK 2							1 Juan Carlos Martín Hernández						
		A.D. DESGUACES LA TORRE							ESCUDERIA GREDOS						
Vta	D	Tiempo	Sector 1	Sector 2	Sector 3	V.Max	Elapsed	Vta	D	Tiempo	Sector 1	Sector 2	Sector 3	V.Max	Elapsed
1			2:29.146					1		8:40.042					



Circuito del Jarama

División 2

2ª Carrera

Tiempos Por Vuelta

19

1 Enrique Hernando Alonso

RENAULT CLIO CUP IV

22

1 Sergio Morera Hernandez

RENAULT CLIO CUP IV

4

2

A.D. DESGUACES LA TORRE

4

2

SMC Junior Motorsport

Vta	D	Tiempo	Sector 1	Sector 2	Sector 3	V.Max	Elapsed	Vta	D	Tiempo	Sector 1	Sector 2	Sector 3	V.Max	Elapsed
1		2:16.224	46.498	38.498	51.228		2:16.224	1		2:17.630	46.920	39.029	51.681		2:17.630
2		4:00.932	1:17.592	1:38.594	1:04.746		6:17.156	2		4:00.621	1:17.355	1:39.945	1:03.321		6:18.251
3		4:04.155	1:44.618	1:28.855	50.682		10:21.311	3		4:03.836	1:46.225	1:28.560	49.051		10:22.087
4		1:53.995	43.488	40.276	30.231		12:15.306	4		1:50.377	43.105	36.695	30.577		12:12.464
5		1:51.008	41.522	35.958	33.528		14:06.314	5		1:52.286	41.875	36.256	34.155		14:04.750
6		1:54.914	46.069	36.388	32.457		16:01.228	6		1:52.028	42.417	36.521	33.090		15:56.778
7		1:49.233	42.229	35.797	31.207		17:50.461	7		1:50.965	42.137	36.457	32.371		17:47.743
8		1:49.269	41.871	35.867	31.531		19:39.730	8		1:50.024	41.859	36.343	31.822		19:37.767
9		1:48.593	41.702		2:20.124		21:28.323	9		1:49.124	41.692	36.170	31.262		21:26.891
10		1:49.024	41.752	35.969	31.303		23:17.347	10		1:48.946	41.769	36.097	31.080		23:15.837
11		1:48.547	41.762	35.893	30.892		25:05.894	11		1:49.030	41.850	36.087	31.093		25:04.867
12		1:49.363	41.814	36.183	31.366		26:55.257	12		1:49.579	41.801	36.291	31.487		26:54.446

20

1 Mario Alberto Moreno Rojas

RENAULT CLIO CUP III

23

1 Fernando J. Bea Marton

SEAT LEON MK 2

3

2

SMC Junior Motorsport

5

2

C.D.E. ULTIMA VUELTA

Vta	D	Tiempo	Sector 1	Sector 2	Sector 3	V.Max	Elapsed	Vta	D	Tiempo	Sector 1	Sector 2	Sector 3	V.Max	Elapsed
1		2:39.592	53.843	59.407	46.342		2:39.592	1		1:51.789	42.794	37.268	31.727		1:51.789
2		3:57.234	1:22.173	1:29.761	1:05.300		6:36.826	2		4:19.683	1:33.437	1:40.678	1:05.568		6:11.472
3		3:56.044	1:55.762	1:21.826	38.456		10:32.870	3		4:06.691	1:41.371	1:31.714	53.606		10:18.163
4		1:58.807	45.647	38.986	34.174		12:31.677	4		1:50.372	44.108	36.236	30.028		12:08.535
5		1:59.039	45.578	38.745	34.716		14:30.716	5		2:59.921	41.797	35.595	1:42.529		15:08.456
6		1:57.799	44.949	39.153	33.697		16:28.515	6		1:53.273	42.955	37.106	33.212		17:01.729
7		1:55.733	44.120	38.757	32.856		18:24.248	7		1:51.429	42.070	37.069	32.290		18:53.158
8		1:53.794	43.689	38.108	31.997		20:18.042	8		1:51.781	44.022	36.263	31.496		20:44.939
9		1:53.861	43.552	37.904	32.405		22:11.903	9		1:49.726	41.675	36.467	31.584		22:34.665
10		1:54.347	43.702	38.586	32.059		24:06.250	10		1:49.794	41.875	36.355	31.564		24:24.459
11		1:53.653	43.434	37.982	32.237		25:59.903	11		1:48.923	41.618	36.037	31.268		26:13.382
12		1:53.628	43.284	38.018	32.326		27:53.531	12		1:49.252	41.457	36.029	31.766		28:02.634

21

1 Jose M. De Los Milagros

SUBARU WRX Sti

25

1 Javier Caño Hidalgo

RENAULT CLIO CUP IV

5

2

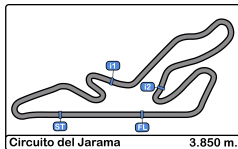
RACE

4

2

C.D.E. ULTIMA VUELTA

Vta	D	Tiempo	Sector 1	Sector 2	Sector 3	V.Max	Elapsed	Vta	D	Tiempo	Sector 1	Sector 2	Sector 3	V.Max	Elapsed
1		2:12.139	44.301	37.483	50.355		2:12.139	1		2:38.215	49.608	1:02.446	46.161		2:38.215
2		4:02.985	1:17.560	1:40.433	1:04.992		6:15.124	2		3:57.903	1:22.389	1:29.831	1:05.683		6:36.118
3		4:04.974	1:44.349	1:28.557	52.068		10:20.098	3		3:55.001	1:55.337	1:21.538	38.126		10:31.119
4		1:46.986	41.809	35.764	29.413		12:07.084	4		2:02.990	45.942	39.928	37.120		12:34.109
5		1:46.459	40.060	34.675	31.724		13:53.543	5		2:00.257	45.618	39.959	34.680		14:34.366
6		1:46.183	40.530	35.032	30.621		15:39.726	6		1:57.765	44.454	39.285	34.026		16:32.131
7		1:46.839	40.754	35.486	30.599		17:26.565	7		1:56.755	44.230	39.338	33.187		18:28.886
8		1:46.438	40.475	35.394	30.569		19:13.003	8		1:56.084	44.465	38.953	32.666		20:24.970
9		1:48.736	41.797	36.662	30.277		21:01.739	9		1:55.642	44.100	38.769	32.773		22:20.612
10		1:48.750	41.871	36.462	30.417		22:50.489	10		1:56.385	44.286	39.172	32.927		24:16.997
11		1:49.485	42.272	36.544	30.669		24:39.974	11		1:56.242	44.254	39.345	32.643		26:13.239
12		1:51.084	42.165	36.465	32.454		26:31.058	12		1:57.400	44.449	39.710	33.241		28:10.639



Circuito del Jarama

División 2

2ª Carrera

Tiempos Por Vuelta

26 1 Borja Hormigos Nicolás MINI Challenge **36** 1 Iván Hernández González RENAULT CLIO CUP IV
 3 2 Hector Hernandez Benito RACE 4 2 CHEFO SPORT

Vta	D	Tiempo	Sector 1	Sector 2	Sector 3	V.Max	Elapsed	Vta	D	Tiempo	Sector 1	Sector 2	Sector 3	V.Max	Elapsed
1	2	2:31.598	53.593	46.935	51.070		2:31.598	1	2	2:18.173	47.974	39.221	50.978		2:18.173
2	2	4:01.887	1:23.290	1:33.445	1:05.152		6:33.485	2	2	4:01.084	1:18.177	1:39.455	1:03.452		6:19.257
3	2	3:56.757	1:54.587	1:21.847	40.323		10:30.242	3	2	4:03.469	1:46.294	1:29.416	47.759		10:22.726
4	2	1:55.023	44.061	38.290	32.672		12:25.265	4	2	1:50.254	42.595	37.151	30.508		12:12.980
5	2	1:56.981	44.499	38.188	34.294		14:22.246	5	2	1:53.245	41.738	36.453	35.054		14:06.225
6	2	1:55.381	43.863	37.685	33.833		16:17.627	6	2	1:55.613	46.508	37.157	31.948		16:01.838
7	2	1:54.508	43.102	38.052	33.354		18:12.135	7	2	1:49.070	41.795	36.465	30.810		17:50.908
8	2	1:53.254	43.133	37.614	32.507		20:05.389	8	2	1:48.997	41.818	36.184	30.995		19:39.905
9	2	1:52.785	43.241	37.474	32.070		21:58.174	9	2	1:48.800	42.045	36.038	30.717		21:28.705
10	2	1:54.216	43.726	37.968	32.522		23:52.390	10	2	1:48.769	41.794	36.519	30.456		23:17.474
11	2	1:52.906	43.233	37.672	32.001		25:45.296	11	2	1:48.690	41.826	36.112	30.752		25:06.164
12	2	1:52.789	43.426	37.260	32.103		27:38.085	12	2	1:49.140	41.985	36.288	30.867		26:55.304

27 1 Javier Aguado Ortega RENAULT CLIO CUP IV **42** 1 Jesus Hernandez Jimenez RENAULT CLIO CUP IV
 4 2 SMC Junior Motorsport 4 2 CHEFO SPORT

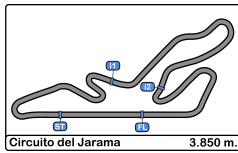
Vta	D	Tiempo	Sector 1	Sector 2	Sector 3	V.Max	Elapsed	Vta	D	Tiempo	Sector 1	Sector 2	Sector 3	V.Max	Elapsed
1	2	2:21.144	49.657	42.314	49.173		2:21.144	1	2	2:23.797	50.268	44.100	49.429		2:23.797
2	2	4:01.325	1:19.035	1:38.056	1:04.234		6:22.469	2	2	3:59.854	1:19.015	1:37.783	1:03.056		6:23.651
3	2	4:01.362	1:45.644	1:28.360	47.358		10:23.831	3	2	4:00.759	1:47.490	1:27.244	46.025		10:24.410
4	2	2:27.532 P	1:02.899	42.805	41.828		12:51.363	4	2	2:02.976	48.911	38.852	35.213		12:27.386
5	2	4:38.927	3:22.990	41.143	34.794		17:30.290	5	2	1:58.025	44.244	38.385	35.396		14:25.411
6	2	1:56.304	44.092	38.268	33.944		19:26.594	6	2	1:56.845	44.210	38.539	34.096		16:22.256
7	2	1:54.300	44.932	37.360	32.008		21:20.894	7	2	1:55.204	44.573	37.758	32.873		18:17.460
8	2	1:50.657	42.457	36.669	31.531		23:11.551	8	2	2:38.453	1:25.048	40.031	33.374		20:55.913
9	2	1:50.663	42.189	36.915	31.559		25:02.214	9	2	1:59.354	44.627	41.064	33.663		22:55.267
10	2	1:57.845	45.948	38.203	33.694		27:00.059	10	2	2:00.675	45.010	41.754	33.911		24:55.942
11	2	2:05.619	45.282	40.095	40.242		27:01.561	11	2	2:05.619	45.282	40.095	40.242		27:01.561

33 1 Juan Francisco Gastañaga Martínez SEAT LEON MK 2 **43** 1 Antonio Angel Garcia Delicado RENAULT CLIO CUP IV
 6A 2 A.D. DESGUACES LA TORRE 4 2 SMC Junior Motorsport

Vta	D	Tiempo	Sector 1	Sector 2	Sector 3	V.Max	Elapsed	Vta	D	Tiempo	Sector 1	Sector 2	Sector 3	V.Max	Elapsed
1	2	2:10.972	43.303	37.635	50.034		2:10.972	1	2	2:24.516	51.344	43.585	49.587		2:24.516
2	2	4:02.895	1:16.778	1:40.600	1:05.517		6:13.867	2	2	4:00.444	1:21.415	1:35.561	1:03.468		6:24.960
3	2	4:05.131	1:43.358	1:29.769	52.004		10:18.998	3	2	4:00.064	1:47.835	1:26.755	45.474		10:25.024
4	2	1:48.850	42.419	36.310	30.121		12:07.848	4	2	1:56.207	45.389	38.520	32.298		12:21.231
5	2	1:49.364	40.975	35.774	32.615		13:57.212	5	2	1:58.016	43.805	38.552	35.659		14:19.247
6	2	1:59.219	41.751	43.123	34.345		15:56.431	6	2	1:57.170	44.159	38.429	34.582		16:16.417
7	2	1:50.805	42.114	36.287	32.404		17:47.236	7	2	1:55.531	43.945	38.009	33.577		18:11.948
8	2	1:49.759	41.607	36.818	31.334		19:36.995	8	2	1:55.586	44.317	38.033	33.236		20:07.534
9	2	1:48.916	41.096	36.595	31.225		21:25.911	9	2	1:54.183	43.515	37.624	33.044		22:01.717
10	2	1:48.539	41.245	36.594	30.700		23:14.450	10	2	1:53.774	43.123	37.852	32.799		23:55.491
11	2	1:49.095	41.402	36.722	30.971		25:03.545	11	2	1:53.682	43.539	37.669	32.474		25:49.173
12	2	1:50.099	41.729	37.055	31.315		26:53.644	12	2	1:53.100	43.223	37.363	32.514		27:42.273

44 1 Mariano Esteban Trilla RENAULT CLIO CUP IV
 4 2 SMC Junior Motorsport

Vta	D	Tiempo	Sector 1	Sector 2	Sector 3	V.Max	Elapsed
1	2	2:37.705 P	48.229	1:00.745	48.731		2:37.705



Circuito del Jarama

División 2

2ª Carrera

Tiempos Por Vuelta

45

1 Alvaro Pinto Fernandez

RENAULT CLIO CUP III

50

1 Sergio Gualix Piris

SEAT LEON MK 2

3

2

SMC Junior Motorsport

5

2

ESCUADERIA LEMANS

Vta	D	Tiempo	Sector 1	Sector 2	Sector 3	V.Max	Elapsed	Vta	D	Tiempo	Sector 1	Sector 2	Sector 3	V.Max	Elapsed
1		2:29.999	52.100	47.153	50.746		2:29.999	1		48.065					
2		4:01.207	1:22.943	1:34.040	1:04.224		6:31.206								
3		3:58.651	1:53.479	1:23.845	41.327		10:29.857								
4		2:00.097	46.278	39.621	34.198		12:29.954								
5		1:56.762	44.102	38.539	34.121		14:26.716								
6		1:55.576	43.664	38.614	33.298		16:22.292								
7		1:53.979	43.881	37.752	32.346		18:16.271								
8		1:52.697	43.057	37.769	31.871		20:08.968								
9		1:53.911	43.186	37.940	32.785		22:02.879								
10		1:53.578	43.559	37.558	32.461		23:56.457								
11		1:53.107	43.234	37.980	31.893		25:49.564								
12		1:53.573	43.334	38.166	32.073		27:43.137								

46

1 Fernando Navarrete
Rodrigo

RENAULT CLIO CUP III

3

2

A.D. DESGUACES LA TORRE

Vta	D	Tiempo	Sector 1	Sector 2	Sector 3	V.Max	Elapsed
1		2:28.345	52.199	45.738	50.408		2:28.345
2		3:59.801	1:21.313	1:34.418	1:04.070		6:28.146
3		3:59.742	1:50.587	1:24.651	44.504		10:27.888
4		2:06.917 P	44.333	37.861	44.723		12:34.805

47

1 Alfonso Colomina Fajardo

RENAULT CLIO CUP III

3

2

A.D. DESGUACES LA TORRE

Vta	D	Tiempo	Sector 1	Sector 2	Sector 3	V.Max	Elapsed
1		2:29.142	51.938	46.579	50.625		2:29.142
2		3:59.708	1:22.927	1:33.058	1:03.723		6:28.850
3		3:59.915	1:52.633	1:23.759	43.523		10:28.765
4		1:59.766	44.964	39.549	35.253		12:28.531
5		1:57.972	44.760	38.981	34.231		14:26.503
6		1:56.988	45.205	38.349	33.434		16:23.491
7		1:55.610	44.025	38.603	32.982		18:19.101
8		1:57.297	46.164	38.366	32.767		20:16.398
9		1:54.749	43.468	38.342	32.939		22:11.147
10		1:54.291	43.561	38.219	32.511		24:05.438
11		1:53.916	43.519	38.076	32.321		25:59.354
12		1:53.720	43.144	38.063	32.513		27:53.074

48

1 Jaime Luis Latapia Llinas

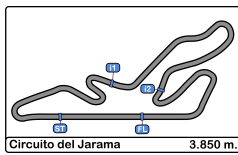
RENAULT CLIO CUP III

3

2

SMC Junior Motorsport

Vta	D	Tiempo	Sector 1	Sector 2	Sector 3	V.Max	Elapsed
1		2:32.410	53.693	47.996	50.721		2:32.410
2		4:02.761	1:23.181	1:33.513	1:06.067		6:35.171
3		3:55.477	1:53.585	1:22.218	39.674		10:30.648
4		2:02.859	45.525	38.990	38.344		12:33.507
5		1:59.473	45.684	39.902	33.887		14:32.980
6		1:57.022	43.889	38.877	34.256		16:30.002
7		1:55.079	43.304	38.749	33.026		18:25.081
8		1:54.214	43.416	38.046	32.752		20:19.295
9		1:53.024	43.014	38.001	32.009		22:12.319
10		1:54.354	43.646	38.823	31.885		24:06.673
11		1:53.769	43.474	38.417	31.878		26:00.442
12		1:53.570	43.685	37.987	31.898		27:54.012



Circuito del Jarama

División 2

2ª Carrera

Análisis

Num **Tiempo Vta.** **Dif. 1º**

Vta 1

8	1:49.740	
23	1:51.789	02.049
6	2:10.131	20.391
33	2:10.972	21.232
21	2:12.139	22.399
15	2:12.827	23.087
19	2:16.224	26.484
22	2:17.630	27.890
36	2:18.173	28.433
17	2:19.267	29.527
27	2:21.144	31.404
42	2:23.797	34.057
43	2:24.516	34.776
16	2:26.816	37.076
46	2:28.345	38.605
47	2:29.142	39.402
45	2:29.999	40.259
26	2:31.598	41.858
48	2:32.410	42.670
44	2:37.705	47.965
25	2:38.215	48.475
20	2:39.592	49.852
3	2:41.591	51.851

Num **Tiempo Vta.** **Dif. 1º**

Vta 2

8	4:20.245	
23	4:19.683	01.487
6	4:02.658	02.804
33	4:02.895	03.882
21	4:02.985	05.139
15	4:03.327	06.169
19	4:00.932	07.171
22	4:00.621	08.266
36	4:01.084	09.272
17	4:02.183	11.465
27	4:01.325	12.484
42	3:59.854	13.666
43	4:00.444	14.975
16	4:00.350	17.181

46	3:59.801	18.161
47	3:59.708	18.865
45	4:01.207	21.221
26	4:01.887	23.500
48	4:02.761	25.186
25	3:57.903	26.133
20	3:57.234	26.841
3	3:57.630	29.236

Num **Tiempo Vta.** **Dif. 1º**

Vta 3

8	4:07.456	
23	4:06.691	00.722
6	4:05.908	01.256
33	4:05.131	01.557
21	4:04.974	02.657
15	4:04.183	02.896
19	4:04.155	03.870
22	4:03.836	04.646
36	4:03.469	05.285
17	4:01.546	05.555
27	4:01.362	06.390
42	4:00.759	06.969
43	4:00.064	07.583
16	4:00.003	09.728
46	3:59.742	10.447
47	3:59.915	11.324
45	3:58.651	12.416
26	3:56.757	12.801
48	3:55.477	13.207
25	3:55.001	13.678
20	3:56.044	15.429
3	3:57.229	19.009

Num **Tiempo Vta.** **Dif. 1º**

Vta 4

21	1:46.986	
33	1:48.850	00.764
23	1:50.372	01.451
6	1:50.145	01.758
8	1:52.412	02.769
15	1:49.775	03.028
22	1:50.377	05.380

36	1:50.254	05.896
19	1:53.995	08.222
17	1:53.615	09.527
43	1:56.207	14.147
16	1:57.695	17.780
26	1:55.023	18.181
42	2:02.976	20.302
47	1:59.766	21.447
45	2:00.097	22.870
20	1:58.807	24.593
48	2:02.859	26.423
25	2:02.990	27.025
46	2:06.917	27.721
3	2:13.739	43.105
27	2:27.532	44.279

Num **Tiempo Vta.** **Dif. 1º**

Vta 5

21	1:46.459	
33	1:49.364	03.669
6	1:48.981	04.280
15	1:47.859	04.428
8	1:50.956	07.266
22	1:52.286	11.207
36	1:53.245	12.682
19	1:51.008	12.771
17	1:55.236	18.304
43	1:58.016	25.704
26	1:56.981	28.703
16	1:59.052	30.373
42	1:58.025	31.868
47	1:57.972	32.960
45	1:56.762	33.173
20	1:59.039	37.173
48	1:59.473	39.437
25	2:00.257	40.823
3	2:07.419	1:04.065
23	2:59.921	1:14.913

Num **Tiempo Vta.** **Dif. 1º**

Vta 6

21	1:46.183	
15	1:49.581	07.826

8	1:51.302	12.385
33	1:59.219	16.705
22	1:52.028	17.052
19	1:54.914	21.502
36	1:55.613	22.112
17	1:55.881	28.002
43	1:57.170	36.691
26	1:55.381	37.901
16	1:55.749	39.939
42	1:56.845	42.530
45	1:55.576	42.566
47	1:56.988	43.765
20	1:57.799	48.789
48	1:57.022	50.276
25	1:57.765	52.405
23	1:53.273	1:22.003
3	2:10.387	1:28.269

Num **Tiempo Vta.** **Dif. 1º**

Vta 7

21	1:46.839	
27	4:38.927	2 Laps
15	1:49.129	10.116
8	1:48.378	13.924
33	1:50.805	20.671
22	1:50.965	21.178
19	1:49.233	23.896
36	1:49.070	24.343
17	1:54.201	35.364
43	1:55.531	45.383
26	1:54.508	45.570
16	1:54.701	47.801
45	1:53.979	49.706
42	1:55.204	50.895
47	1:55.610	52.536
20	1:55.733	57.683
48	1:55.079	58.516
25	1:56.755	1:02.321
23	1:51.429	1:26.593
3	2:04.436	1:45.866

Num **Tiempo Vta.** **Dif. 1º**

Vta 8

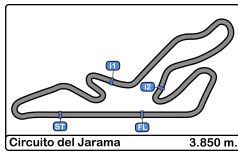
21	1:46.438	
15	1:48.599	12.277
27	1:56.304	2 Laps
8	1:48.189	15.675
33	1:49.759	23.992
22	1:50.024	24.764
19	1:49.269	26.727
36	1:48.997	26.902
17	1:53.657	42.583
26	1:53.254	52.386
43	1:55.586	54.531
16	1:53.886	55.249
45	1:52.697	55.965
47	1:57.297	1:03.395
20	1:53.794	1:05.039
48	1:54.214	1:06.292
25	1:56.084	1:11.967
23	1:51.781	1:31.936
42	2:38.453	1:42.910

Num **Tiempo Vta.** **Dif. 1º**

Vta 9

21	1:48.736	
15	1:48.093	11.634
8	1:46.883	13.822
27	1:54.300	2 Laps
3	2:08.829	1 Lap
33	1:48.916	24.172
22	1:49.124	25.152
19	1:48.593	26.584
36	1:48.800	26.966
17	1:53.207	47.054
26	1:52.785	56.435
43	1:54.183	59.978
16	1:54.366	1:00.879
45	1:53.911	1:01.140
47	1:54.749	1:09.408
20	1:53.861	1:10.164
48	1:53.024	1:10.580
25	1:55.642	1:18.873
23	1:49.726	1:32.926





Circuito del Jarama

División 2

2ª Carrera

Análisis

Num	Tiempo Vta.	Dif. 1º
48	1:53.769	1:20.468

25	1:56.242	1:33.265
----	----------	----------

23	1:48.923	1:33.408
----	----------	----------

Num	Tiempo Vta.	Dif. 1º
-----	-------------	---------

Vta 10		
21	1:48.750	

42	1:59.354	1 Lap
----	----------	-------

15	1:47.705	10.589
----	----------	--------

8	1:46.528	11.600
---	----------	--------

27	1:50.657	2 Laps
----	----------	--------

33	1:48.539	23.961
----	----------	--------

22	1:48.946	25.348
----	----------	--------

19	1:49.024	26.858
----	----------	--------

36	1:48.769	26.985
----	----------	--------

3	2:07.733	1 Lap
---	----------	-------

17	1:53.674	51.978
----	----------	--------

26	1:54.216	1:01.901
----	----------	----------

43	1:53.774	1:05.002
----	----------	----------

16	1:53.337	1:05.466
----	----------	----------

45	1:53.578	1:05.968
----	----------	----------

47	1:54.291	1:14.949
----	----------	----------

20	1:54.347	1:15.761
----	----------	----------

48	1:54.354	1:16.184
----	----------	----------

25	1:56.385	1:26.508
----	----------	----------

23	1:49.794	1:33.970
----	----------	----------

Num	Tiempo Vta.	Dif. 1º
-----	-------------	---------

21	1:49.485	
----	----------	--

15	1:47.230	08.334
----	----------	--------

8	1:47.159	09.274
---	----------	--------

42	2:00.675	1 Lap
----	----------	-------

27	1:50.663	2 Laps
----	----------	--------

33	1:49.095	23.571
----	----------	--------

22	1:49.030	24.893
----	----------	--------

19	1:48.547	25.920
----	----------	--------

36	1:48.690	26.190
----	----------	--------

3	2:00.953	1 Lap
---	----------	-------

17	1:54.613	57.106
----	----------	--------

26	1:52.906	1:05.322
----	----------	----------

43	1:53.682	1:09.199
----	----------	----------

45	1:53.107	1:09.590
----	----------	----------

16	1:54.125	1:10.106
----	----------	----------

47	1:53.916	1:19.380
----	----------	----------

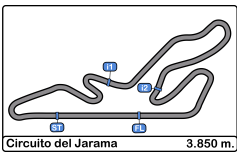
20	1:53.653	1:19.929
----	----------	----------

48	1:53.570	1:22.954
----	----------	----------

23	1:49.252	1:31.576
----	----------	----------

25	1:57.400	1:39.581
----	----------	----------





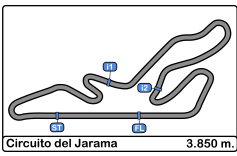
Circuito del Jarama

División 2

2ª Carrera

Mejores Sectores

Sector - 1				Sector - 2				Sector - 3				Vuelta Ideal vs Mejor Vuelta				
Clas	Nº	Piloto	Tiempo	Nº	Piloto	Tiempo	Nº	Piloto	Tiempo	Clas	Nº	Piloto	Vta. Ideal	Mejor V.	Clas	
1	21	Jose M. De Los Milagros	40.060	21	Jose M. De Los Milagros	34.675	21	Jose M. De Los Milagros	29.413	1	21	Jose M. De Los Milagros	1:44.148	1:46.183	1	
2	15	Carlos Esteban García	40.582	8	Luis García García	35.298	15	Carlos Esteban García	29.514	2	15	Carlos Esteban García	1:45.427	1:47.230	3	
3	8	Luis García García	40.682	15	Carlos Esteban García	35.331	8	Luis García García	29.560	3	8	Luis García García	1:45.540	1:46.528	2	
4	6	Francisco Comendador	40.744	6	Francisco Comendador	35.562	6	Francisco Comendador	29.680	4	6	Francisco Comendador	1:45.986	1:48.981	9	
5	33	Juan Francisco Gastañaga	40.975	23	Fernando J. Bea Marto	35.595	23	Fernando J. Bea Marto	30.028	5	33	Juan Francisco Gastañaga	1:46.870	1:48.539	4	
6	23	Fernando J. Bea Marto	41.457	33	Juan Francisco Gastañaga	35.774	33	Juan Francisco Gastañaga	30.121	6	23	Fernando J. Bea Marto	1:47.080	1:48.923	7	
7	19	Enrique Hernando Alonso	41.522	19	Enrique Hernando Alonso	35.797	19	Enrique Hernando Alonso	30.231	7	19	Enrique Hernando Alonso	1:47.550	1:48.547	5	
8	22	Sergio Morera Hernandez	41.692	36	Iván Hernández González	36.038	36	Iván Hernández González	30.456	8	36	Iván Hernández González	1:48.232	1:48.690	6	
9	36	Iván Hernández González	41.738	22	Sergio Morera Hernandez	36.087	22	Sergio Morera Hernandez	30.577	9	22	Sergio Morera Hernandez	1:48.356	1:48.946	8	
10	27	Javier Aguado Ortega	42.189	27	Javier Aguado Ortega	36.669	17	Francisco Pérez Sierra	31.324	10	27	Javier Aguado Ortega	1:50.389	1:50.657	10	
11	48	Jaime Luis Latapia Llinas	43.014	26	Hormigos Nicolás - Hernandez	37.260	27	Javier Aguado Ortega	31.531	11	26	Hormigos Nicolás - Hernandez	1:52.363	1:52.785	12	
12	16	Miguel Cadenas Vega	43.035	43	Antonio Angel Garcia	37.363	45	Alvaro Pinto Fernandez	31.871	12	45	Alvaro Pinto Fernandez	1:52.486	1:52.697	11	
13	45	Alvaro Pinto Fernandez	43.057	45	Alvaro Pinto Fernandez	37.558	48	Jaime Luis Latapia Llinas	31.878	13	17	Francisco Pérez Sierra	1:52.539	1:53.207	15	
14	26	Hormigos Nicolás - Hernandez	43.102	42	Jesus Hernandez Jimenez	37.758	16	Miguel Cadenas Vega	31.895	14	16	Miguel Cadenas Vega	1:52.714	1:53.337	16	
15	43	Antonio Angel Garcia	43.123	16	Miguel Cadenas Vega	37.784	20	Mario Alberto Moreno Rojas	31.997	15	43	Antonio Angel Garcia	1:52.784	1:53.100	14	
16	47	Alfonso Colomina Fajardo	43.144	46	Fernando Navarrete Rodrigo	37.861	26	Hormigos Nicolás - Hernandez	32.001	16	48	Jaime Luis Latapia Llinas	1:52.879	1:53.024	13	
17	17	Francisco Pérez Sierra	43.175	20	Mario Alberto Moreno Rojas	37.904	43	Antonio Angel Garcia	32.298	17	20	Mario Alberto Moreno Rojas	1:53.185	1:53.628	17	
18	20	Mario Alberto Moreno Rojas	43.284	48	Jaime Luis Latapia Llinas	37.987	47	Alfonso Colomina Fajardo	32.321	18	47	Alfonso Colomina Fajardo	1:53.528	1:53.720	18	
19	25	Javier Caño Hidalgo	44.100	17	Francisco Pérez Sierra	38.040	25	Javier Caño Hidalgo	32.643	19	42	Jesus Hernandez Jimenez	1:54.841	1:55.204	19	
20	42	Jesus Hernandez Jimenez	44.210	47	Alfonso Colomina Fajardo	38.063	42	Jesus Hernandez Jimenez	32.873	20	25	Javier Caño Hidalgo	1:55.512	1:55.642	20	
21	46	Fernando Navarrete Rodrigo	44.333	25	Javier Caño Hidalgo	38.769	3	Lucas Gonzalez-Anleo	34.081	21	3	Lucas Gonzalez-Anleo	2:00.086	2:00.363	21	
22	3	Lucas Gonzalez-Anleo	45.486	3	Lucas Gonzalez-Anleo	40.519	46	Fernando Navarrete Rodrigo	44.504	22	46	Fernando Navarrete Rodrigo	2:06.698	2:06.917	22	
23	50	Sergio Gualix Piris	48.065	44	Mariano Esteban Trilla	1:00.745	44	Mariano Esteban Trilla	48.731	23	44	Mariano Esteban Trilla	2:37.705	2:37.705	23	
24	44	Mariano Esteban Trilla	48.229	50	Sergio Gualix Piris	Transpon	50	Sergio Gualix Piris	Transpon	24	50	Sergio Gualix Piris	Transpon	Transpo	24	
25	13	Luis Ruiz Moya	2:29.146	13	Luis Ruiz Moya	Transpon	13	Luis Ruiz Moya	Transpon	25	13	Luis Ruiz Moya	Transpon	Transpo	25	
26	14	Juan Carlos Martin Hernandez	8:40.042	14	Juan Carlos Martin Hernandez	Transpon	14	Juan Carlos Martin Hernandez	Transpon	26	14	Juan Carlos Martin Hernandez	Transpon	Transpo	26	



Circuito del Jarama

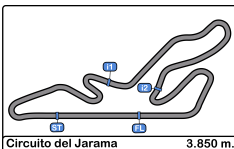
División 2

2ª Carrera

Secuencia Lider

<u>Nº</u>	<u>Concursante</u>	<u>Piloto 1</u>	<u>Piloto 2</u>	<u>Vehiculo</u>	<u>Cat</u>	<u>Vta. Inici</u>	<u>Vta. Fin</u>	<u>Vtas.</u>	<u>Total Vtas.</u>
8	A.D. DESGUACES LA TORRE	Luis García García		CUPRA TCR	6A	1	3	3	3
21	RACE	Jose M. De Los Milagros		SUBARU WRX Sti	5	4	12	9	9





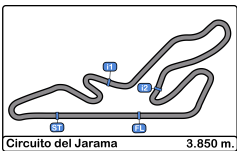
Circuito del Jarama

División 2

2ª Carrera

5 Mejores Tiempos

Cl	Nº	Concursante	Piloto 1	Piloto 2	Vehiculo	Cat	Cl	Mejor 1		Mejor 2		Mejor 3		Mejor 4		Mejor 5	
								Tiempo	Vta.	Tiempo	Vta.	Tiempo	Vta.	Tiempo	Vta.	Tiempo	Vta.
1	21	RACE	Jose M. De Los Milagros		SUBARU WRX Sti	5	1	1:46.183	6	1:46.438	8	1:46.459	5	1:46.839	7	1:46.986	4
2	8	A.D. DESGUACES LA TORRE	Luis García García		CUPRA TCR	6A	1	1:46.528	10	1:46.883	9	1:47.099	12	1:47.159	11	1:48.189	8
3	15	A.D. DESGUACES LA TORRE	Carlos Esteban García		SEAT LEON MK 2	5	2	1:47.230	11	1:47.675	12	1:47.705	10	1:47.859	5	1:48.093	9
4	33	A.D. DESGUACES LA TORRE	Juan Francisco Gastañaga Martínez		SEAT LEON MK 2	6A	2	1:48.539	10	1:48.850	4	1:48.916	9	1:49.095	11	1:49.364	5
5	19	A.D. DESGUACES LA TORRE	Enrique Hernando Alonso	Jr	RENAULT CLIO CUP IV	4	1	SMC 1:48.547	11	1:48.593	9	1:49.024	10	1:49.233	7	1:49.269	8
6	36	CHEFO SPORT	Iván Hernández González	Jr	RENAULT CLIO CUP IV	4	2	1:48.690	11	1:48.769	10	1:48.800	9	1:48.997	8	1:49.070	7
7	23	C.D.E. ULTIMA VUELTA	Fernando J. Bea Marton		SEAT LEON MK 2	5	3	1:48.923	11	1:49.252	12	1:49.726	9	1:49.794	10	1:50.372	4
8	22	SMC Junior Motorsport	Sergio Morera Hernandez		RENAULT CLIO CUP IV	4	3	SMC 1:48.946	10	1:49.030	11	1:49.124	9	1:49.579	12	1:50.024	8
9	6	C.D.E. DEYSCOM SPORT	Francisco Comendador Romero		SUBARU WRX Sti	5	4	1:48.981	5	1:50.145	4	2:10.131	1	4:02.658	2	4:05.908	3
10	27	SMC Junior Motorsport	Javier Aguado Ortega		RENAULT CLIO CUP IV	4	4	1:50.657	8	1:50.663	9	1:54.300	7	1:56.304	6	1:57.845	10
11	45	SMC Junior Motorsport	Alvaro Pinto Fernandez		RENAULT CLIO CUP III	3	1	SMC 1:52.697	8	1:53.107	11	1:53.573	12	1:53.578	10	1:53.911	9
12	26	RACE	Borja Hormigos Nicolás	Hector Hernandez Benito	MINI Challenge	3	2	1:52.785	9	1:52.789	12	1:52.906	11	1:53.254	8	1:54.216	10
13	48	SMC Junior Motorsport	Jaime Luis Latapia Llinas		RENAULT CLIO CUP III	3	3	SMC 1:53.024	9	1:53.570	12	1:53.769	11	1:54.214	8	1:54.354	10
14	43	SMC Junior Motorsport	Antonio Angel Garcia Delicado		RENAULT CLIO CUP IV	4	5	SMC 1:53.100	12	1:53.682	11	1:53.774	10	1:54.183	9	1:55.531	7
15	17	C.D.E. ULTIMA VUELTA	Francisco Pérez Sierra		PEUGEOT 207 EVO	4	6	1:53.207	9	1:53.615	4	1:53.657	8	1:53.674	10	1:54.201	7
16	16	SMC Junior Motorsport	Miguel Cadenas Vega		RENAULT CLIO CUP III	3	4	SMC 1:53.337	10	1:53.378	12	1:53.886	8	1:54.125	11	1:54.366	9
17	20	SMC Junior Motorsport	Mario Alberto Moreno Rojas		RENAULT CLIO CUP III	3	5	SMC 1:53.628	12	1:53.653	11	1:53.794	8	1:53.861	9	1:54.347	10
18	47	A.D. DESGUACES LA TORRE	Alfonso Colomina Fajardo		RENAULT CLIO CUP III	3	6	1:53.720	12	1:53.916	11	1:54.291	10	1:54.749	9	1:55.610	7
19	42	CHEFO SPORT	Jesus Hernandez Jimenez		RENAULT CLIO CUP IV	4	7	1:55.204	7	1:56.845	6	1:58.025	5	1:59.354	9	2:00.675	10
20	25	C.D.E. ULTIMA VUELTA	Javier Caño Hidalgo		RENAULT CLIO CUP IV	4	8	1:55.642	9	1:56.084	8	1:56.242	11	1:56.385	10	1:56.755	7
21	3	A.E.C.D.	Lucas Gonzalez-Anleo Polo		PORSCHE 968 CS	CL	1	2:00.363	11	2:00.953	10	2:04.436	7	2:07.419	5	2:07.733	9
22	46	A.D. DESGUACES LA TORRE	Fernando Navarrete Rodrigo		RENAULT CLIO CUP III	3	7	2:06.917	4	2:28.345	1	3:59.742	3	3:59.801	2		
23	44	SMC Junior Motorsport	Mariano Esteban Trilla		RENAULT CLIO CUP IV	4	9	SMC 2:37.705	1								
24	13	C.D.E. ULTIMA VUELTA	Luis Ruiz Moya		SEAT LEON MK 2	5	5										
25	14	ESCUADERIA GREDOS	Juan Carlos Martin Hernandez		MINI COOPER 1.5 T	3	8										
26	50	ESCUADERIA LEMANS	Sergio Gualix Piris		SEAT LEON MK 2	5	6										



Circuito del Jarama

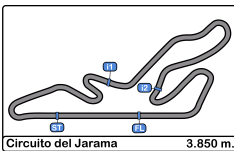
División 2

2ª Carrera

Secuencia Vueltas Rápidas

<u>Vta.</u>	<u>Hora Día</u>	<u>Tiempo Sesión</u>	<u>Nº</u>	<u>Concursante</u>	<u>Piloto 1</u>	<u>Piloto 2</u>	<u>Vehículo</u>	<u>Cat</u>	<u>Tiempo</u>	<u>Km/h</u>
4	16:38:49.162	2:12:07.162	21	RACE	Jose M. De Los Milagros		SUBARU WRX Sti	5	1:46.986	129.5
5	16:40:35.621	2:13:53.621	21	RACE	Jose M. De Los Milagros		SUBARU WRX Sti	5	1:46.459	130.1
6	16:42:21.804	2:15:39.804	21	RACE	Jose M. De Los Milagros		SUBARU WRX Sti	5	1:46.183	130.5





Circuito del Jarama

División 2

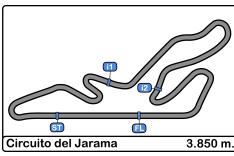
2ª Carrera

Cuentavueltas

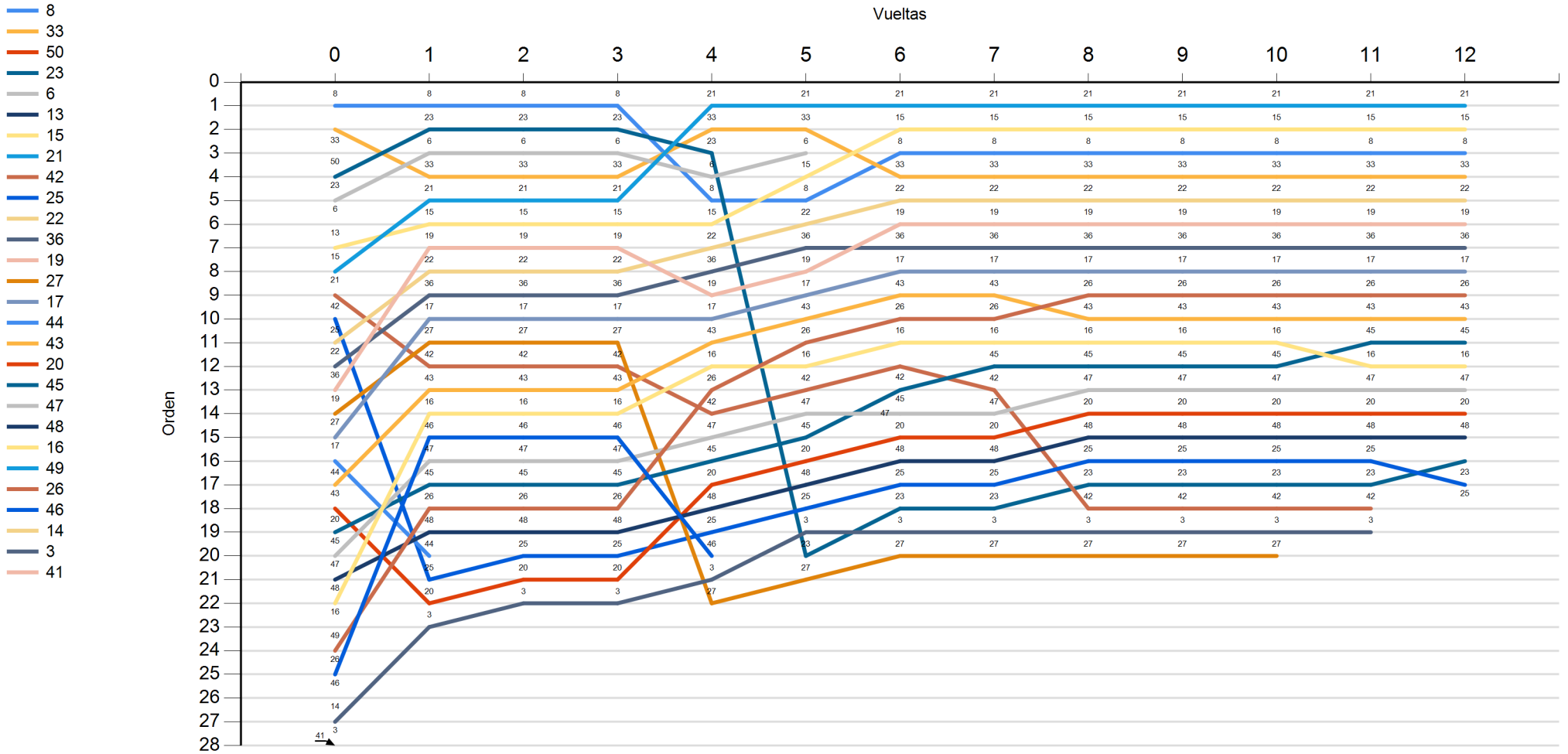
Vta.

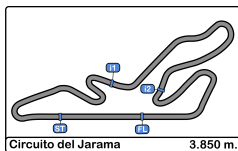
Nr	Po	Grid	1	2	3	4	5	6	7	8	9	10	11	12
8	1	8	8	8	8	21	21	21	21	21	21	21	21	21
33	2	33	23	23	23	33	33	15	15	15	15	15	15	15
50	3	50	6	6	6	23	6	8	8	8	8	8	8	8
23	4	23	33	33	33	6	15	33	33	33	33	33	33	33
6	5	6	21	21	21	8	8	22	22	22	22	22	22	22
13	6	13	15	15	15	15	22	19	19	19	19	19	19	19
15	7	15	19	19	19	22	36	36	36	36	36	36	36	36
21	8	21	22	22	22	36	19	17	17	17	17	17	17	17
42	9	42	36	36	36	19	17	43	43	26	26	26	26	26
25	10	25	17	17	17	17	43	26	26	43	43	43	43	43
22	11	22	27	27	27	43	26	16	16	16	16	16	45	45
36	12	36	42	42	42	16	16	42	45	45	45	45	16	16
19	13	19	43	43	43	26	42	45	42	47	47	47	47	47
27	14	27	16	16	16	42	47	47	47	20	20	20	20	20
17	15	17	46	46	46	47	45	20	20	48	48	48	48	48
44	16	44	47	47	47	45	20	48	48	25	25	25	25	23
43	17	43	45	45	45	20	48	25	25	23	23	23	23	25
20	18	20	26	26	26	48	25	23	23	42	42	42	42	
45	19	45	48	48	48	25	3	3	3	3	3	3	3	
47	20	47	44	25	25	46	23	27	27	27	27	27		
48	21	48	25	20	20	3	27							
16	22	16	20	3	3	27								
49	23	49	3											
26	24	26												
46	25	46												
14	26	14												
3	27	3												
41	28	41												





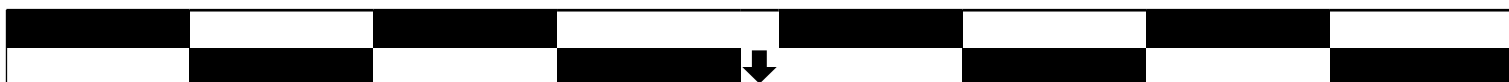
Circuito del Jarama
División 2
2ª Carrera
Cuentavueltas Gráfico





Circuito del Jarama
División 2
2ª Carrera
Parrilla de Salida Provisional

29	41	Diego Blanco Torrecilla	1:51.100	.15.	1:59.023	Lucas Gonzalez-Anleo Polo	3	28
27	14	Juan Carlos Martin Hernandez	1:57.085	.14.	1:49.130	Fernando Navarrete Rodrigo	46	26
25	26	Hector Hernandez Benito	1:50.457	.13.	1:50.901	Pablo Marcos Santamaria	49	24
23	16	Miguel Cadenas Vega	1:51.004	.12.	1:51.841	Jaime Luis Latapia Llinas	48	22
21	47	Alfonso Colomina Fajardo	1:52.526	.11.	1:53.288	Alvaro Pinto Fernandez	45	20
19	20	Mario Alberto Moreno Rojas	1:56.257	.10.	1:57.373	Antonio Angel Garcia Delicad	43	18
17	44	Mariano Esteban Trilla	1:46.925	.9.	1:47.125	Francisco Pérez Sierra	17	16
15	27	Javier Aguado Ortega	1:47.635	.8.	1:47.696	Enrique Hernando Alonso	19	14
13	36	Iván Hernández González	1:47.760	.7.	1:48.069	Sergio Morera Hernandez	22	12
11	25	Javier Caño Hidalgo	1:54.073	.6.	1:54.894	Jesus Hernandez Jimenez	42	10
9	21	Jose M. De Los Milagros	1:42.833	.5.	1:43.454	Carlos Esteban García	15	8
7	38	Jorge Otero Agreda	1:44.685	.4.	1:45.537	Luis Ruiz Moya	13	6
5	6	Francisco Comendador Rome	1:45.982	.3.	1:46.802	Fernando J. Bea Marton	23	4
3	50	Sergio Gualix Piris	1:54.620	.2.	1:45.633	Juan Francisco Gastañaga M	33	2
1	8	Luis García García	1:46.905	.1.				



Pole

Publicada a las:.....

Comisarios Deportivos:

Cronometrador: