

Circuito del Jarama

División 2

1ª Carrera

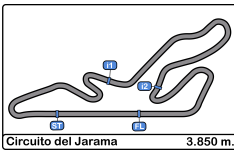
Resultados Provisionales

Cls	Nº	Concursante	Piloto 1	Piloto 2	Vehiculo	Cat	Cl	Vtas.	Tiempo	Dif 1º	Intervalo	Km/h	V.R.	Tiempo	Km/h
1	21	RACE	Jose M. De Los Milagros		SUBARU WRX Sti	5	1	9	15:43.444			132.2	2	1:43.533	133.8
2	33	A.D. DESGUACES LA TORR	Juan Francisco Gastañaga		SEAT LEON MK 2	6A	1	9	15:49.350	5.906	5.906	131.3	5	1:44.301	132.8
3	15	A.D. DESGUACES LA TORR	Carlos Esteban García		SEAT LEON MK 2	5	2	9	15:50.837	7.393	1.487	131.1	4	1:44.856	132.1
4	6	C.D.E. DEYSCOM SPORT	Francisco Comendador Romero		SUBARU WRX Sti	5	3	9	15:57.454	14.010	6.617	130.2	7	1:45.610	131.2
5	13	C.D.E. ULTIMA VUELTA	Luis Ruiz Moya		SEAT LEON MK 2	5	4	9	16:07.395	23.951	9.941	128.9	4	1:46.239	130.4
6	19	A.D. DESGUACES LA TORR	Enrique Hernando Alonso	Jr	RENAULT CLIO CUP IV	4	1	SMC 9	16:09.493	26.049	2.098	128.6	4	1:46.708	129.8
7	8	A.D. DESGUACES LA TORR	Luis García García		CUPRA TCR	6A	2	9	16:21.344	37.900	11.851	127.1	5	1:45.607	131.2
8	36	CHEFO SPORT	Iván Hernández González	Jr	RENAULT CLIO CUP IV	4	2	9	16:23.803	40.359	2.459	126.7	2	1:47.686	128.7
9	22	SMC Junior Motorsport	Sergio Morera Hernandez		RENAULT CLIO CUP IV	4	3	SMC 9	16:27.134	43.690	3.331	126.3	2	1:48.026	128.3
10	46	A.D. DESGUACES LA TORR	Fernando Navarrete Rodrigo		RENAULT CLIO CUP III	3	1	9	16:36.289	52.845	9.155	125.2	4	1:49.856	126.1
11	23	C.D.E. ULTIMA VUELTA	Fernando J. Bea Marton		SEAT LEON MK 2	5	5	9	16:39.865	56.421	3.576	124.7	6	1:46.978	129.5
12	26	RACE	Borja Hormigos Nicolás	Hector Hernandez Benito	MINI Challenge	3	2	9	16:56.325	1:12.881	16.460	122.7	2	1:51.265	124.5
13	16	SMC Junior Motorsport	Miguel Cadenas Vega		RENAULT CLIO CUP III	3	3	SMC 9	17:07.377	1:23.933	11.052	121.4	3	1:50.767	125.1
14	49	SMC Junior Motorsport	Pablo Marcos Santamaria		RENAULT CLIO CUP III	3	4	SMC 9	17:10.268	1:26.824	2.891	121.0	3	1:52.763	122.9
15	25	C.D.E. ULTIMA VUELTA	Javier Caño Hidalgo		RENAULT CLIO CUP IV	4	4	9	17:10.873	1:27.429	0.605	121.0	7	1:52.321	123.3
16	27	SMC Junior Motorsport	Javier Aguado Ortega		RENAULT CLIO CUP IV	4	5	9	17:10.879	1:27.435	0.006	121.0	5	1:48.528	127.7
17	50	ESCUDERIA LEMANS	Sergio Gualix Piris		SEAT LEON MK 2	5	6	9	17:11.734	1:28.290	0.855	120.9	8	1:51.539	124.2
18	48	SMC Junior Motorsport	Jaime Luis Latapia Llinas		RENAULT CLIO CUP III	3	5	SMC 9	17:12.500	1:29.056	0.766	120.8	8	1:51.401	124.4
19	47	A.D. DESGUACES LA TORR	Alfonso Colomina Fajardo		RENAULT CLIO CUP III	3	6	9	17:15.025	1:31.581	2.525	120.5	7	1:52.113	123.6
20	45	SMC Junior Motorsport	Alvaro Pinto Fernandez		RENAULT CLIO CUP III	3	7	SMC 9	17:16.420	1:32.976	1.395	120.3	7	1:50.742	125.1
21	43	SMC Junior Motorsport	Antonio Angel Garcia Delicado		RENAULT CLIO CUP IV	4	6	SMC 9	17:16.934	1:33.490	0.514	120.2	8	1:52.304	123.4
22	42	CHEFO SPORT	Jesus Hernandez Jimenez		RENAULT CLIO CUP IV	4	7	9	17:18.351	1:34.907	1.417	120.1	3	1:53.190	122.4
23	20	SMC Junior Motorsport	Mario Alberto Moreno Rojas		RENAULT CLIO CUP III	3	8	SMC 9	17:28.587	1:45.143	10.236	118.9	9	1:53.447	122.1
24	14	ESCUDERIA GREDOS	Juan Carlos Martin Hernandez		MINI COOPER 1.5 T	3	9	9	17:34.692	1:51.248	6.105	118.2	8	1:54.755	120.7
25	3	A.E.C.D.	Lucas Gonzalez-Anleo Polo		PORSCHE 968 CS	CL	1	8	16:30.270	1 Vta	1 Vta	111.9	3	1:58.998	116.4
No clasificados: (Requerimientos: 75% del número de vueltas del lider = 7 Vueltas)															
41		Club Jarama Sport	Diego Blanco Torrecilla		PORSCHE 928	CL	2	1	2:05.808	8 Vtas	7 Vtas	110.1	1	2:05.808	110.1
38		JORGE OTERO AGREDA	Jorge Otero Agreda		SEAT LEON MK 2	5	7								
44		SMC Junior Motorsport	Mariano Esteban Trilla		RENAULT CLIO CUP IV	4	8	SMC							
17		C.D.E. ULTIMA VUELTA	Francisco Pérez Sierra		PEUGEOT 207 EVO	4	9								

Vuelta Rápida Jose M. De Los Milagros en 1:43.533 a 133.9 Km/h en la vuelta 2

Publicado a las:.....

Comisarios Deportivos:	Director de Carrera:	Cronometrador:
-------------------------------	-----------------------------	-----------------------



Circuito del Jarama

División 2

1ª Carrera

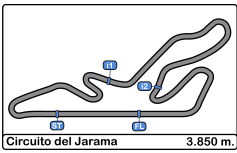
Resultados Provisionales por categoría

Cls	Nº	Concursante	Piloto 1	Piloto 2	Vehiculo	Cat	Cl	Vtas.	Tiempo	Dif 1º	Intervalo	Km/h	V.R.	Tiempo	Km/h
5															
1	21	RACE	Jose M. De Los Milagros		SUBARU WRX Sti	5	1	9	15:43.444			132.2	2	1:43.533	133.8
2	15	A.D. DESGUACES LA TORR	Carlos Esteban García		SEAT LEON MK 2	5	2	9	15:50.837	7.393	7.393	131.1	4	1:44.856	132.1
3	6	C.D.E. DEYSCOM SPORT	Francisco Comendador Romero		SUBARU WRX Sti	5	3	9	15:57.454	14.010	6.617	130.2	7	1:45.610	131.2
4	13	C.D.E. ULTIMA VUELTA	Luis Ruiz Moya		SEAT LEON MK 2	5	4	9	16:07.395	23.951	9.941	128.9	4	1:46.239	130.4
5	23	C.D.E. ULTIMA VUELTA	Fernando J. Bea Marton		SEAT LEON MK 2	5	5	9	16:39.865	56.421	32.470	124.7	6	1:46.978	129.5
6	50	ESCUADERIA LEMANS	Sergio Gualix Piris		SEAT LEON MK 2	5	6	9	17:11.734	1:28.290	31.869	120.9	8	1:51.539	124.2
No clasificados: (Requerimientos: 75% del número de vueltas del lider = 7 Vueltas)															
38	JORGE OTERO AGREDA	Jorge Otero Agreda			SEAT LEON MK 2	5	7								
6A															
1	33	A.D. DESGUACES LA TORR	Juan Francisco Gastañaga		SEAT LEON MK 2	6A	1	9	15:49.350			131.3	5	1:44.301	132.8
2	8	A.D. DESGUACES LA TORR	Luis García García		CUPRA TCR	6A	2	9	16:21.344	37.900	31.994	127.1	5	1:45.607	131.2
4															
1	19	A.D. DESGUACES LA TORR	Enrique Hernando Alonso	Jr	RENAULT CLIO CUP IV	4	1	SMC 9	16:09.493			128.6	4	1:46.708	129.8
2	36	CHEFO SPORT	Iván Hernández González	Jr	RENAULT CLIO CUP IV	4	2	9	16:23.803	40.359	14.310	126.7	2	1:47.686	128.7
3	22	SMC Junior Motorsport	Sergio Morera Hernandez		RENAULT CLIO CUP IV	4	3	SMC 9	16:27.134	43.690	3.331	126.3	2	1:48.026	128.3
4	25	C.D.E. ULTIMA VUELTA	Javier Caño Hidalgo		RENAULT CLIO CUP IV	4	4	9	17:10.873	1:27.429	43.739	121.0	7	1:52.321	123.3
5	27	SMC Junior Motorsport	Javier Aguado Ortega		RENAULT CLIO CUP IV	4	5	9	17:10.879	1:27.435	0.006	121.0	5	1:48.528	127.7
6	43	SMC Junior Motorsport	Antonio Angel García Delicado		RENAULT CLIO CUP IV	4	6	SMC 9	17:16.934	1:33.490	6.055	120.2	8	1:52.304	123.4
7	42	CHEFO SPORT	Jesus Hernandez Jimenez		RENAULT CLIO CUP IV	4	7	9	17:18.351	1:34.907	1.417	120.1	3	1:53.190	122.4
No clasificados: (Requerimientos: 75% del número de vueltas del lider = 7 Vueltas)															
44	SMC Junior Motorsport	Mariano Esteban Trilla			RENAULT CLIO CUP IV	4	8	SMC							
17	C.D.E. ULTIMA VUELTA	Francisco Pérez Sierra			PEUGEOT 207 EVO	4	9								
3															
1	46	A.D. DESGUACES LA TORR	Fernando Navarrete Rodrigo		RENAULT CLIO CUP III	3	1	9	16:36.289			125.2	4	1:49.856	126.1
2	26	RACE	Borja Hormigos Nicolás	Hector Hernandez Benito	MINI Challenge	3	2	9	16:56.325	1:12.881	20.036	122.7	2	1:51.265	124.5
3	16	SMC Junior Motorsport	Miguel Cadenas Vega		RENAULT CLIO CUP III	3	3	SMC 9	17:07.377	1:23.933	11.052	121.4	3	1:50.767	125.1
4	49	SMC Junior Motorsport	Pablo Marcos Santamaria		RENAULT CLIO CUP III	3	4	SMC 9	17:10.268	1:26.824	2.891	121.0	3	1:52.763	122.9
5	48	SMC Junior Motorsport	Jaime Luis Latapia Llinas		RENAULT CLIO CUP III	3	5	SMC 9	17:12.500	1:29.056	2.232	120.8	8	1:51.401	124.4
6	47	A.D. DESGUACES LA TORR	Alfonso Colomina Fajardo		RENAULT CLIO CUP III	3	6	9	17:15.025	1:31.581	2.525	120.5	7	1:52.113	123.6
7	45	SMC Junior Motorsport	Alvaro Pinto Fernandez		RENAULT CLIO CUP III	3	7	SMC 9	17:16.420	1:32.976	1.395	120.3	7	1:50.742	125.1
8	20	SMC Junior Motorsport	Mario Alberto Moreno Rojas		RENAULT CLIO CUP III	3	8	SMC 9	17:28.587	1:45.143	12.167	118.9	9	1:53.447	122.1
9	14	ESCUADERIA GREDOS	Juan Carlos Martin Hernandez		MINI COOPER 1.5 T	3	9	9	17:34.692	1:51.248	6.105	118.2	8	1:54.755	120.7
CL															
1	3	A.E.C.D.	Lucas Gonzalez-Anleo Polo		PORSCHE 968 CS	CL	1	8	16:30.270			111.9	3	1:58.998	116.4
No clasificados: (Requerimientos: 75% del número de vueltas del lider = 7 Vueltas)															

Publicado a las:.....

Comisarios Deportivos:	Director de Carrera:	Cronometrador:
-------------------------------	-----------------------------	-----------------------





Circuito del Jarama

División 2

1ª Carrera

Resultados Provisionales por categoría

Cls	Nº	Concursante	Piloto 1	Piloto 2	Vehiculo	Cat	Cl	Vtas.	Tiempo	Dif 1º	Intervalo	Km/h	V.R.	Tiempo	Km/h
	41	Club Jarama Sport	Diego Blanco Torrecilla		PORSCHE 928	CL	2	1	2:05.808	8 Vtas	7 Vtas	110.1	1	2:05.808	110.1

Vuelta Rápida Jose M. De Los Milagros en 1:43.533 a 133.9 Km/h en la vuelta 2

Publicado a las:.....

Comisarios Deportivos:	Director de Carrera:	Cronometrador:
-------------------------------	-----------------------------	-----------------------





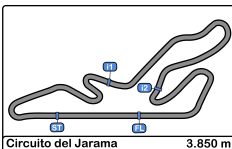
Circuito del Jarama

División 2

1ª Carrera

Clasificación Provisional por Vuelta Rápida de Piloto

Clas	Nº	Concursante	Vehiculo	Piloto	Cat	Clas	Vtas.	V.R	Tiempo	Dif 1º	Intervalo	Km/h
1	21	RACE	SUBARU WRX Sti	Jose M. De Los Milagros	5	1	9	2	1:43.533			133.8
2	33	A.D. DESGUACES LA TORRE	SEAT LEON MK 2	Juan Francisco Gastañaga Martín	6A	1	9	5	1:44.301	0.768	0.768	132.8
3	15	A.D. DESGUACES LA TORRE	SEAT LEON MK 2	Carlos Esteban García	5	2	9	4	1:44.856	1.323	0.555	132.1
4	8	A.D. DESGUACES LA TORRE	CUPRA TCR	Luis García García	6A	2	9	5	1:45.607	2.074	0.751	131.2
5	6	C.D.E. DEYSCOM SPORT	SUBARU WRX Sti	Francisco Comendador Romero	5	3	9	7	1:45.610	2.077	0.003	131.2
6	13	C.D.E. ULTIMA VUELTA	SEAT LEON MK 2	Luis Ruiz Moya	5	4	9	4	1:46.239	2.706	0.629	130.4
7	19	A.D. DESGUACES LA TORRE	RENAULT CLIO CUP IV	Enrique Hernando Alonso	4	SMC	1	9	1:46.708	3.175	0.469	129.8
8	23	C.D.E. ULTIMA VUELTA	SEAT LEON MK 2	Fernando J. Bea Marton	5		5	9	1:46.978	3.445	0.270	129.5
9	36	CHEFO SPORT	RENAULT CLIO CUP IV	Iván Hernández González	4		2	9	1:47.686	4.153	0.708	128.7
10	22	SMC Junior Motorsport	RENAULT CLIO CUP IV	Sergio Morera Hernandez	4	SMC	3	9	1:48.026	4.493	0.340	128.3
11	27	SMC Junior Motorsport	RENAULT CLIO CUP IV	Javier Aguado Ortega	4		4	9	1:48.528	4.995	0.502	127.7
12	46	A.D. DESGUACES LA TORRE	RENAULT CLIO CUP III	Fernando Navarrete Rodrigo	3		1	9	1:49.856	6.323	1.328	126.1
13	45	SMC Junior Motorsport	RENAULT CLIO CUP III	Alvaro Pinto Fernandez	3	SMC	2	9	1:50.742	7.209	0.886	125.1
14	16	SMC Junior Motorsport	RENAULT CLIO CUP III	Miguel Cadenas Vega	3	SMC	3	9	1:50.767	7.234	0.025	125.1
15	26	RACE	MINI Challenge	Borja Hormigos Nicolás	3		4	9	1:51.265	7.732	0.498	124.5
16	48	SMC Junior Motorsport	RENAULT CLIO CUP III	Jaime Luis Latapia Llinas	3	SMC	5	9	1:51.401	7.868	0.136	124.4
17	50	ESCUADERIA LEMANS	SEAT LEON MK 2	Sergio Gualix Piris	5		6	9	1:51.539	8.006	0.138	124.2
18	47	A.D. DESGUACES LA TORRE	RENAULT CLIO CUP III	Alfonso Colomina Fajardo	3		6	9	1:52.113	8.580	0.574	123.6
19	43	SMC Junior Motorsport	RENAULT CLIO CUP IV	Antonio Angel Garcia Delicado	4	SMC	5	9	1:52.304	8.771	0.191	123.4
20	25	C.D.E. ULTIMA VUELTA	RENAULT CLIO CUP IV	Javier Caño Hidalgo	4		6	9	1:52.321	8.788	0.017	123.3
21	49	SMC Junior Motorsport	RENAULT CLIO CUP III	Pablo Marcos Santamaria	3	SMC	7	9	1:52.763	9.230	0.442	122.9
22	42	CHEFO SPORT	RENAULT CLIO CUP IV	Jesus Hernandez Jimenez	4		7	9	1:53.190	9.657	0.427	122.4
23	20	SMC Junior Motorsport	RENAULT CLIO CUP III	Mario Alberto Moreno Rojas	3	SMC	8	9	1:53.447	9.914	0.257	122.1
24	14	ESCUADERIA GREDOS	MINI COOPER 1.5 T	Juan Carlos Martin Hernandez	3		9	9	1:54.755	11.222	1.308	120.7
25	3	A.E.C.D.	PORSCHE 968 CS	Lucas Gonzalez-Anleo Polo	CL		1	8	1:58.998	15.465	4.243	116.4
26	41	Club Jarama Sport	PORSCHE 928	Diego Blanco Torrecilla	CL		2	1	2:05.808	22.275	6.810	110.1



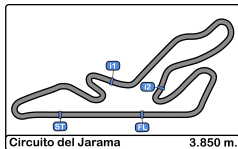
Circuito del Jarama

División 2

1ª Carrera

Distancia y Velocidad Media

Cls	Nº	Concursante	Piloto 1	Piloto 2	Vehiculo	Cat	Cls	Vtas.	Distancia	Tiempo	Km/h
1	21	RACE	Jose M. De Los Milagros		SUBARU WRX Sti	5	1	9	34.65	15:43.444	132.2
2	33	A.D. DESGUACES LA TORR	Juan Francisco Gastañaga Ma		SEAT LEON MK 2	6A	1	9	34.65	15:49.350	131.3
3	15	A.D. DESGUACES LA TORR	Carlos Esteban García		SEAT LEON MK 2	5	2	9	34.65	15:50.837	131.1
4	6	C.D.E. DEYSCOM SPORT	Francisco Comendador Rome		SUBARU WRX Sti	5	3	9	34.65	15:57.454	130.2
5	13	C.D.E. ULTIMA VUELTA	Luis Ruiz Moya		SEAT LEON MK 2	5	4	9	34.65	16:07.395	128.9
6	19	A.D. DESGUACES LA TORR	Enrique Hernando Alonso	Jr	RENAULT CLIO CUP IV	4	1	SMC 9	34.65	16:09.493	128.6
7	8	A.D. DESGUACES LA TORR	Luis García García		CUPRA TCR	6A	2	9	34.65	16:21.344	127.1
8	36	CHEFO SPORT	Iván Hernández González	Jr	RENAULT CLIO CUP IV	4	2	9	34.65	16:23.803	126.7
9	22	SMC Junior Motorsport	Sergio Morera Hernandez		RENAULT CLIO CUP IV	4	3	SMC 9	34.65	16:27.134	126.3
10	46	A.D. DESGUACES LA TORR	Fernando Navarrete Rodrigo		RENAULT CLIO CUP III	3	1	9	34.65	16:36.289	125.2
11	23	C.D.E. ULTIMA VUELTA	Fernando J. Bea Marton		SEAT LEON MK 2	5	5	9	34.65	16:39.865	124.7
12	26	RACE	Borja Hormigos Nicolás	Hector Hernandez Benito	MINI Challenge	3	2	9	34.65	16:56.325	122.7
13	16	SMC Junior Motorsport	Miguel Cadenas Vega		RENAULT CLIO CUP III	3	3	SMC 9	34.65	17:07.377	121.4
14	49	SMC Junior Motorsport	Pablo Marcos Santamaria		RENAULT CLIO CUP III	3	4	SMC 9	34.65	17:10.268	121.0
15	25	C.D.E. ULTIMA VUELTA	Javier Caño Hidalgo		RENAULT CLIO CUP IV	4	4	9	34.65	17:10.873	121.0
16	27	SMC Junior Motorsport	Javier Aguado Ortega		RENAULT CLIO CUP IV	4	5	9	34.65	17:10.879	121.0
17	50	ESCUADERIA LEMANS	Sergio Gualix Piris		SEAT LEON MK 2	5	6	9	34.65	17:11.734	120.9
18	48	SMC Junior Motorsport	Jaime Luis Latapia Llinas		RENAULT CLIO CUP III	3	5	SMC 9	34.65	17:12.500	120.8
19	47	A.D. DESGUACES LA TORR	Alfonso Colomina Fajardo		RENAULT CLIO CUP III	3	6	9	34.65	17:15.025	120.5
20	45	SMC Junior Motorsport	Alvaro Pinto Fernandez		RENAULT CLIO CUP III	3	7	SMC 9	34.65	17:16.420	120.3
21	43	SMC Junior Motorsport	Antonio Angel Garcia Delicado		RENAULT CLIO CUP IV	4	6	SMC 9	34.65	17:16.934	120.2
22	42	CHEFO SPORT	Jesus Hernandez Jimenez		RENAULT CLIO CUP IV	4	7	9	34.65	17:18.351	120.1
23	20	SMC Junior Motorsport	Mario Alberto Moreno Rojas		RENAULT CLIO CUP III	3	8	SMC 9	34.65	17:28.587	118.9
24	14	ESCUADERIA GREDOS	Juan Carlos Martin Hernandez		MINI COOPER 1.5 T	3	9	9	34.65	17:34.692	118.2
25	3	A.E.C.D.	Lucas Gonzalez-Anleo Polo		PORSCHE 968 CS	CL	1	8	30.80	16:30.270	111.9
No clasificados: (Requerimientos: 75% del número de vueltas del lider = 7 Vueltas)											
	41	Club Jarama Sport	Diego Blanco Torrecilla		PORSCHE 928	CL	2	1	03.85	2:05.808	110.1
	38	JORGE OTERO AGREDA	Jorge Otero Agreda		SEAT LEON MK 2	5	7				
	44	SMC Junior Motorsport	Mariano Esteban Trilla		RENAULT CLIO CUP IV	4	8	SMC			
	17	C.D.E. ULTIMA VUELTA	Francisco Pérez Sierra		PEUGEOT 207 EVO	4	9				



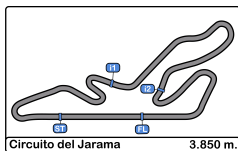
Circuito del Jarama

División 2

1ª Carrera

Tiempos Por Vuelta

3							14								
CL		1 Lucas Gonzalez-Anleo Polo		PORSCHÉ 968 CS			3		1 Juan Carlos Martin Hernandez		MINI COOPER 1.5 T				
5		2		A.E.C.D.			2		ESCUDERIA GREDOS						
Vta	D	Tiempo	Sector 1	Sector 2	Sector 3	V.Max	Elapsed	Vta	D	Tiempo	Sector 1	Sector 2	Sector 3	V.Max	Elapsed
1		2:12.511	57.405	41.146	33.960		2:12.511	1		2:08.486	54.554	40.466	33.466		2:08.486
2		2:03.482	45.792	43.611	34.079		4:15.993	2		1:56.174	45.035	39.043	32.096		4:04.660
3		1:58.998	45.059	40.419	33.520		6:14.991	3		1:55.061	44.715	38.458	31.888		5:59.721
4		1:59.821	45.274	40.761	33.786		8:14.812	4		1:55.587	44.614	38.488	32.485		7:55.308
5		1:59.572	45.192	40.906	33.474		10:14.384	5		1:55.688	44.866	38.542	32.280		9:50.996
6		2:01.717	45.105	40.414	36.198		12:16.101	6		1:55.126	44.393	38.547	32.186		11:46.122
7		2:08.183	51.629	40.491	36.063		14:24.284	7		1:57.276	45.088	39.999	32.189		13:43.398
8		2:05.986	45.302	43.280	37.404		16:30.270	8		1:54.755	44.516	38.273	31.966		15:38.153
6							9								
5		1 Francisco Comendador Romero		SUBARU WRX Sti			2		1 Carlos Esteban Garcia		SEAT LEON MK 2				
5		2		C.D.E. DEYSCOM SPORT			5		2		A.D. DESGUACES LA TORRE				
Vta	D	Tiempo	Sector 1	Sector 2	Sector 3	V.Max	Elapsed	Vta	D	Tiempo	Sector 1	Sector 2	Sector 3	V.Max	Elapsed
1		1:48.891	43.738	35.650	29.503		1:48.891	1		1:47.536	43.020	35.331	29.185		1:47.536
2		1:45.721	40.728	35.428	29.565		3:34.612	2		1:45.007	40.529	35.249	29.229		3:32.543
3		1:45.657	40.735	35.134	29.788		5:20.269	3		1:45.399	40.620	35.597	29.182		5:17.942
4		1:46.468	41.279	35.577	29.612		7:06.737	4		1:44.856	40.319	35.387	29.150		7:02.798
5		1:46.107	40.955	35.309	29.843		8:52.844	5		1:45.875	40.775	35.655	29.445		8:48.673
6		1:46.280	40.978	35.482	29.820		10:39.124	6		1:45.821	41.102	35.316	29.403		10:34.494
7		1:45.610	40.748	35.493	29.369		12:24.734	7		1:45.166	40.536	35.223	29.407		12:19.660
8		1:46.207	41.062	35.348	29.797		14:10.941	8		1:45.774	40.918	35.246	29.610		14:05.434
9		1:46.513	41.217	35.385	29.911		15:57.454	9		1:45.403	40.437	35.355	29.611		15:50.837
8							16								
6A		1 Luis Garcia Garcia		CUPRA TCR			3		1 Miguel Cadenas Vega		RENAULT CLIO CUP III				
6A		2		A.D. DESGUACES LA TORRE			2		SMC Junior Motorsport						
Vta	D	Tiempo	Sector 1	Sector 2	Sector 3	V.Max	Elapsed	Vta	D	Tiempo	Sector 1	Sector 2	Sector 3	V.Max	Elapsed
1		2:01.630	51.161	39.693	30.776		2:01.630	1		2:06.284	53.904	40.105	32.275		2:06.284
2		1:50.221	43.209	37.063	29.949		3:51.851	2		1:54.628	44.796	38.520	31.312		4:00.912
3		1:47.512	41.093	36.365	30.054		5:39.363	3		1:50.767	42.367	37.431	30.969		5:51.679
4		1:46.989	41.091	36.444	29.454		7:26.352	4		1:51.885	42.620	37.679	31.586		7:43.564
5		1:45.607	40.307	35.496	29.804		9:11.959	5		1:53.989	44.713	38.004	31.272		9:37.553
6		1:46.070	40.747	35.646	29.677		10:58.029	6		1:52.818	43.984	37.454	31.380		11:30.371
7		1:48.557	41.128	37.444	29.985		12:46.586	7		1:52.059	43.259	37.714	31.086		13:22.430
8		1:46.440	41.436	35.239	29.765		14:33.026	8		1:52.502	42.892	38.143	31.467		15:14.932
9		1:48.318	40.473	36.478	31.367		16:21.344	9		1:52.445	43.045	37.677	31.723		17:07.377
13							19								
5		1 Luis Ruiz Moya		SEAT LEON MK 2			4		1 Enrique Hernando Alonso		RENAULT CLIO CUP IV				
5		2		C.D.E. ULTIMA VUELTA			2		A.D. DESGUACES LA TORRE						
Vta	D	Tiempo	Sector 1	Sector 2	Sector 3	V.Max	Elapsed	Vta	D	Tiempo	Sector 1	Sector 2	Sector 3	V.Max	Elapsed
1		1:50.613	45.010	36.006	29.597		1:50.613	1		1:51.773	46.065	35.731	29.977		1:51.773
2		1:46.640	41.636	35.449	29.555		3:37.253	2		1:46.778	41.223	35.488	30.067		3:38.551
3		1:47.138	41.077	36.124	29.937		5:24.391	3		1:46.880	41.429	35.496	29.955		5:25.431
4		1:46.239	41.020	35.471	29.748		7:10.630	4		1:46.708	41.048	35.533	30.127		7:12.139
5		1:47.231	41.305	35.951	29.975		8:57.861	5		1:47.173	41.237	35.717	30.219		8:59.312
6		1:47.289	41.282	36.084	29.923		10:45.150	6		1:47.138	41.362	35.656	30.120		10:46.450
7		1:48.279	41.873	36.207	30.199		12:33.429	7		1:47.642	41.765	35.836	30.041		12:34.092
8		1:47.044	41.625	35.777	29.642		14:20.473	8		1:47.407	41.550	35.767	30.090		14:21.499
9		1:46.922	41.293	35.657	29.972		16:07.395	9		1:47.994	41.621	36.173	30.200		16:09.493



Circuito del Jarama

División 2

1ª Carrera

Tiempos Por Vuelta

20	1	Mario Alberto Moreno Rojas	RENAULT CLIO CUP III	25	1	Javier Caño Hidalgo	RENAULT CLIO CUP IV
3	2		SMC Junior Motorsport	4	2		C.D.E. ULTIMA VUELTA

Vta	D	Tiempo	Sector 1	Sector 2	Sector 3	V.Max	Elapsed	Vta	D	Tiempo	Sector 1	Sector 2	Sector 3	V.Max	Elapsed
1		2:09.283	55.381	40.420	33.482		2:09.283	1		2:00.434	49.706	39.290	31.438		2:00.434
2		1:56.785	45.241	39.469	32.075		4:06.068	2		1:55.047	44.018	39.140	31.889		3:55.481
3		1:55.739	44.532	38.480	32.727		6:01.807	3		1:53.633	43.354	38.755	31.524		5:49.114
4		1:54.177	44.038	38.338	31.801		7:55.984	4		1:53.754	43.554	38.479	31.721		7:42.868
5		1:55.352	44.407	38.990	31.955		9:51.336	5		1:54.568	44.397	38.627	31.544		9:37.436
6		1:55.191	44.326	38.775	32.090		11:46.527	6		1:54.460	44.720	38.428	31.312		11:31.896
7		1:54.414	44.732	37.980	31.702		13:40.941	7		1:52.321	43.182	37.918	31.221		13:24.217
8		1:54.199	44.135	38.166	31.898		15:35.140	8		1:52.835	43.311	38.151	31.373		15:17.052
9		1:53.447	43.323	38.102	32.022		17:28.587	9		1:53.821	43.796	38.577	31.448		17:10.873

21	1	Jose M. De Los Milagros	SUBARU WRX Sti	26	1	Borja Hormigos Nicolás	MINI Challenge
5	2		RACE	3	2	Hector Hernandez Benito	RACE

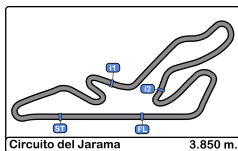
Vta	D	Tiempo	Sector 1	Sector 2	Sector 3	V.Max	Elapsed	Vta	D	Tiempo	Sector 1	Sector 2	Sector 3	V.Max	Elapsed
1		1:45.593	41.733	34.813	29.047		1:45.593	1		1:57.890	49.363	37.525	31.002		1:57.890
2		1:43.533	39.840	34.662	29.031		3:29.126	2		1:51.265	42.957	37.053	31.255		3:49.155
3		1:44.331	40.205	35.087	29.039		5:13.457	3		1:53.095	43.175	38.504	31.416		5:42.250
4		1:44.008	40.057	34.923	29.028		6:57.465	4		1:51.873	43.148	37.318	31.407		7:34.123
5		1:44.785	40.155	35.223	29.407		8:42.250	5		1:51.836	43.102	37.287	31.447		9:25.959
6		1:44.856	40.265	35.089	29.502		10:27.106	6		1:51.880	43.319	37.122	31.439		11:17.839
7		1:44.763	40.381	34.998	29.384		12:11.869	7		1:52.735	43.648	37.570	31.517		13:10.574
8		1:45.337	40.486	35.285	29.566		13:57.206	8		1:52.984	43.634	37.328	32.022		15:03.558
9		1:46.238	40.777	35.606	29.855		15:43.444	9		1:52.767	43.449	37.452	31.866		16:56.325

22	1	Sergio Morera Hernandez	RENAULT CLIO CUP IV	27	1	Javier Aguado Ortega	RENAULT CLIO CUP IV
4	2		SMC Junior Motorsport	4	2		SMC Junior Motorsport

Vta	D	Tiempo	Sector 1	Sector 2	Sector 3	V.Max	Elapsed	Vta	D	Tiempo	Sector 1	Sector 2	Sector 3	V.Max	Elapsed
1		1:53.122	46.698	36.117	30.307		1:53.122	1		1:55.073	48.103	36.704	30.266		1:55.073
2		1:48.026	41.614	36.022	30.390		3:41.148	2		2:15.894	1:07.253	37.798	30.843		4:10.967
3		1:48.257	41.612	36.128	30.517		5:29.405	3		1:49.840	42.026	36.961	30.853		6:00.807
4		1:49.636	42.452	36.775	30.409		7:19.041	4		1:53.795	44.158	38.287	31.350		7:54.602
5		1:48.387	41.646	36.347	30.394		9:07.428	5		1:48.528	41.577	36.439	30.512		9:43.130
6		1:48.938	41.909	36.253	30.776		10:56.366	6		1:52.528	42.958	38.632	30.938		11:35.658
7		1:50.248	42.357	37.146	30.745		12:46.614	7		1:49.983	41.810	37.624	30.549		13:25.641
8		1:49.464	42.282	36.306	30.876		14:36.078	8		1:51.463	42.532	37.845	31.086		15:17.104
9		1:51.056	42.894	36.729	31.433		16:27.134	9		1:53.775	44.114	38.383	31.278		17:10.879

23	1	Fernando J. Bea Marton	SEAT LEON MK 2	33	1	Juan Francisco Gastañaga Martínez	SEAT LEON MK 2
5	2		C.D.E. ULTIMA VUELTA	6A	2		A.D. DESGUACES LA TORRE

Vta	D	Tiempo	Sector 1	Sector 2	Sector 3	V.Max	Elapsed	Vta	D	Tiempo	Sector 1	Sector 2	Sector 3	V.Max	Elapsed
1		1:50.423	44.398	36.050	29.975		1:50.423	1		1:46.989	42.376	35.469	29.144		1:46.989
2		2:14.417	1:04.695	38.300	31.422		4:04.840	2		1:45.194	40.550	35.232	29.412		3:32.183
3		1:49.952	42.535	37.388	30.029		5:54.792	3		1:44.860	40.306	35.277	29.277		5:17.043
4		1:48.881	40.952	36.677	31.252		7:43.673	4		1:44.781	40.318	35.407	29.056		7:01.824
5		1:47.458	41.311	36.040	30.107		9:31.131	5		1:44.301	40.070	34.930	29.301		8:46.125
6		1:46.978	41.258	35.624	30.096		11:18.109	6		1:44.865	40.212	35.372	29.281		10:30.990
7		1:46.998	41.019	36.134	29.845		13:05.107	7		1:45.708	40.695	35.429	29.584		12:16.698
8		1:47.468	41.443	36.090	29.935		14:52.575	8		1:45.941	40.716	35.601	29.624		14:02.639
9		1:47.290	41.290	36.006	29.994		16:39.865	9		1:46.711	40.832	35.774	30.105		15:49.350



Circuito del Jarama

División 2

1ª Carrera

Tiempos Por Vuelta

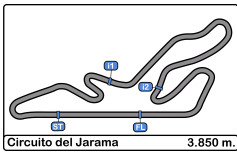
36							46								
1 Iván Hernández González		RENAULT CLIO CUP IV					1 Fernando Navarrete Rodrigo		RENAULT CLIO CUP III						
4		CHEFO SPORT					3		A.D. DESGUACES LA TORRE						
Vta	D	Tiempo	Sector 1	Sector 2	Sector 3	V.Max	Elapsed	Vta	D	Tiempo	Sector 1	Sector 2	Sector 3	V.Max	Elapsed
1		1:53.932	47.331	36.339	30.262		1:53.932	1		1:56.356	48.684	37.023	30.649		1:56.356
2		1:47.686	41.285	36.214	30.187		3:41.618	2		1:49.897	42.109	37.059	30.729		3:46.253
3		1:47.981	41.600	36.148	30.233		5:29.599	3		1:49.868	42.275	36.845	30.748		5:36.121
4		1:50.240	42.317	37.177	30.746		7:19.839	4		1:49.856	42.264	36.774	30.818		7:25.977
5		1:47.864	41.350	36.233	30.281		9:07.703	5		1:49.958	42.156	36.927	30.875		9:15.935
6		1:48.591	41.911	36.409	30.271		10:56.294	6		1:50.210	42.362	36.952	30.896		11:06.145
7		1:49.515	42.230	36.985	30.300		12:45.809	7		1:50.037	42.255	36.823	30.959		12:56.182
8		1:49.019	41.733	36.732	30.554		14:34.828	8		1:50.008	42.348	36.796	30.864		14:46.190
9		1:48.975	42.074	36.387	30.514		16:23.803	9		1:50.099	42.194	36.999	30.906		16:36.289

41							47								
1 Diego Blanco Torrecilla		PORSCHE 928					1 Alfonso Colomina Fajardo		RENAULT CLIO CUP III						
CL		Club Jarama Sport					3		A.D. DESGUACES LA TORRE						
Vta	D	Tiempo	Sector 1	Sector 2	Sector 3	V.Max	Elapsed	Vta	D	Tiempo	Sector 1	Sector 2	Sector 3	V.Max	Elapsed
1		2:05.808	53.759	39.945	32.104		2:05.808	1		2:05.946	52.722	40.294	32.930		2:05.946
2			45.079					2		1:55.835	45.435	38.842	31.558		4:01.781
3								3		1:52.469	42.997	38.138	31.334		5:54.250
4								4		1:53.130	43.330	38.389	31.411		7:47.380
5								5		1:52.671	42.970	38.301	31.400		9:40.051
6								6		1:52.330	43.178	37.860	31.292		11:32.381
7								7		1:52.113	43.047	37.947	31.119		13:24.494
8								8		1:57.611	46.743	39.690	31.178		15:22.105
9								9		1:52.920	43.054	38.215	31.651		17:15.025

42							48								
1 Jesus Hernandez Jimenez		RENAULT CLIO CUP IV					1 Jaime Luis Latapia Llinas		RENAULT CLIO CUP III						
4		CHEFO SPORT					3		SMC Junior Motorsport						
Vta	D	Tiempo	Sector 1	Sector 2	Sector 3	V.Max	Elapsed	Vta	D	Tiempo	Sector 1	Sector 2	Sector 3	V.Max	Elapsed
1		2:03.713	50.794	40.796	32.123		2:03.713	1		2:07.243	53.171	41.144	32.928		2:07.243
2		1:53.923	43.816	38.559	31.548		3:57.636	2		1:56.406	44.525	39.003	32.878		4:03.649
3		1:53.190	43.562	38.053	31.575		5:50.826	3		1:53.713	43.370	39.023	31.320		5:57.362
4		1:55.941	45.387	38.996	31.558		7:46.767	4		1:52.322	42.816	38.117	31.389		7:49.684
5		1:54.690	44.398	38.489	31.803		9:41.457	5		1:52.118	42.708	38.135	31.275		9:41.802
6		1:53.821	44.331	37.894	31.596		11:35.278	6		1:54.875	44.211	38.200	32.464		11:36.677
7		1:54.624	43.716	39.528	31.380		13:29.902	7		1:52.290	42.601	38.599	31.090		13:28.967
8		1:55.240	45.013	38.540	31.687		15:25.142	8		1:51.401	42.347	37.759	31.295		15:20.368
9		1:53.209	43.565	38.289	31.355		17:18.351	9		1:52.132	42.848	37.945	31.339		17:12.500

43							49								
1 Antonio Angel Garcia Delicado		RENAULT CLIO CUP IV					1 Pablo Marcos Santamaria		RENAULT CLIO CUP III						
4		SMC Junior Motorsport					3		SMC Junior Motorsport						
Vta	D	Tiempo	Sector 1	Sector 2	Sector 3	V.Max	Elapsed	Vta	D	Tiempo	Sector 1	Sector 2	Sector 3	V.Max	Elapsed
1		2:05.595	52.481	39.953	33.161		2:05.595	1		2:02.282	50.916	39.325	32.041		2:02.282
2		1:57.551	44.727	38.952	33.872		4:03.146	2		1:54.952	43.467	38.197	33.288		3:57.234
3		1:53.532	43.445	37.897	32.190		5:56.678	3		1:52.763	43.473	37.884	31.406		5:49.997
4		1:52.750	43.287	37.753	31.710		7:49.428	4		1:53.091	42.944	38.519	31.628		7:43.088
5		1:53.583	43.790	38.062	31.731		9:43.011	5		1:53.228	43.464	37.935	31.829		9:36.316
6		1:54.221	44.059	38.406	31.756		11:37.232	6		1:53.874	43.508	38.599	31.767		11:30.190
7		1:53.155	43.172	38.460	31.523		13:30.387	7		1:53.264	43.769	38.078	31.417		13:23.454
8		1:52.304	43.248	37.774	31.282		15:22.691	8		1:53.033	43.186	38.217	31.630		15:16.487
9		1:54.243	43.900	39.006	31.337		17:16.934	9		1:53.781	43.369	38.716	31.696		17:10.268

45							
1 Alvaro Pinto Fernandez		RENAULT CLIO CUP III					
3		SMC Junior Motorsport					
Vta	D	Tiempo	Sector 1	Sector 2	Sector 3	V.Max	Elapsed
1		2:08.838	55.198	40.271	33.369		2:08.838
2		1:56.666	45.112	39.110	32.444		4:05.504
3		1:54.347	44.178	38.671	31.498		5:59.851
4		1:55.283	45.047	38.814	31.422		7:55.134
5		1:52.538	42.998	38.275	31.265		9:47.672
6		1:52.437	43.093	37.895	31.449		11:40.109
7		1:50.742	42.458	37.463	30.821		13:30.851
8		1:52.185	43.224	38.009	30.952		15:23.036
9		1:53.384	43.282	38.860	31.242		17:16.420



Circuito del Jarama

División 2

1ª Carrera

Tiempos Por Vuelta

50

1 Sergio Gualix Piris

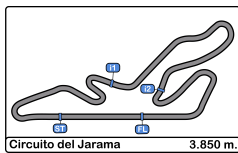
SEAT LEON MK 2

5

2

ESCUADERIA LEMANS

Vta	D	Tiempo	Sector 1	Sector 2	Sector 3	V.Max	Elapsed
1		2:03.154	50.143	39.329	33.682		2:03.154
2		1:53.813	43.633	37.774	32.406		3:56.967
3		1:52.889	43.066	38.050	31.773		5:49.856
4		1:55.967	45.374	39.003	31.590		7:45.823
5		1:52.735	43.283	38.014	31.438		9:38.558
6		1:55.155	45.479	38.126	31.550		11:33.713
7		1:53.441	43.170	37.860	32.411		13:27.154
8		<u>1:51.539</u>	<u>43.058</u>	<u>37.470</u>	<u>31.011</u>		15:18.693
9		1:53.041	44.085	37.717	31.239		17:11.734



Circuito del Jarama

División 2

1ª Carrera

Análisis

Num	Tiempo Vta.	Dif. 1º
-----	-------------	---------

Vta 1

21	1:45.593	
33	1:46.989	01.396
15	1:47.536	01.943
6	1:48.891	03.298
23	1:50.423	04.830
13	1:50.613	05.020
19	1:51.773	06.180
22	1:53.122	07.529
36	1:53.932	08.339
27	1:55.073	09.480
46	1:56.356	10.763
26	1:57.890	12.297
25	2:00.434	14.841
8	2:01.630	16.037
49	2:02.282	16.689
50	2:03.154	17.561
42	2:03.713	18.120
43	2:05.595	20.002
41	2:05.808	20.215
47	2:05.946	20.353
16	2:06.284	20.691
48	2:07.243	21.650
14	2:08.486	22.893
45	2:08.838	23.245
20	2:09.283	23.690
3	2:12.511	26.918

Num	Tiempo Vta.	Dif. 1º
-----	-------------	---------

Vta 2

21	1:43.533	
33	1:45.194	03.057
15	1:45.007	03.417
6	1:45.721	05.486
13	1:46.640	08.127
19	1:46.778	09.425
22	1:48.026	12.022
36	1:47.686	12.492
46	1:49.897	17.127
26	1:51.265	20.029
8	1:50.221	22.725

25	1:55.047	26.355
50	1:53.813	27.841
49	1:54.952	28.108
42	1:53.923	28.510
16	1:54.628	31.786
47	1:55.835	32.655
43	1:57.551	34.020
48	1:56.406	34.523
14	1:56.174	35.534
23	2:14.417	35.714
45	1:56.666	36.378
20	1:56.785	36.942
27	2:15.894	41.841
3	2:03.482	46.867

Vta 3

21	1:44.331	
33	1:44.860	03.586
15	1:45.399	04.485
6	1:45.657	06.812
13	1:47.138	10.934
19	1:46.880	11.974
22	1:48.257	15.948
36	1:47.981	16.142
46	1:49.868	22.664
8	1:47.512	25.906
26	1:53.095	28.793
25	1:53.633	35.657
50	1:52.889	36.399
49	1:52.763	36.540
42	1:53.190	37.369
16	1:50.767	38.222
47	1:52.469	40.793
23	1:49.952	41.335
43	1:53.532	43.221
48	1:53.713	43.905
14	1:55.061	46.264
45	1:54.347	46.394
27	1:49.840	47.350
20	1:55.739	48.350
3	1:58.998	1:01.534

Num	Tiempo Vta.	Dif. 1º
-----	-------------	---------

Vta 4

21	1:44.008	
33	1:44.781	04.359
15	1:44.856	05.333
6	1:46.468	09.272
13	1:46.239	13.165
19	1:46.708	14.674
22	1:49.636	21.576
36	1:50.240	22.374
46	1:49.856	28.512
8	1:46.989	28.887
26	1:51.873	36.658
25	1:53.754	45.403
49	1:53.091	45.623
16	1:51.885	46.099
23	1:48.881	46.208
50	1:55.967	48.358
42	1:55.941	49.302
47	1:53.130	49.915
43	1:52.750	51.963
48	1:52.322	52.219
27	1:53.795	57.137
45	1:55.283	57.669
14	1:55.587	57.843
20	1:54.177	58.519
3	1:59.821	1:17.347

Num	Tiempo Vta.	Dif. 1º
-----	-------------	---------

Vta 5

21	1:44.785	
33	1:44.301	03.875
15	1:45.875	06.423
6	1:46.107	10.594
13	1:47.231	15.611
19	1:47.173	17.062
22	1:48.387	25.178
36	1:47.864	25.453
8	1:45.607	29.709
46	1:49.958	33.685
26	1:51.836	43.709
23	1:47.458	48.881

Num	Tiempo Vta.	Dif. 1º
-----	-------------	---------

Vta 6

21	1:44.856	
33	1:44.865	03.884
15	1:45.821	07.388
6	1:46.280	12.018
13	1:47.289	18.044
19	1:47.138	19.344
36	1:48.591	29.188
22	1:48.938	29.260
8	1:46.070	30.923
46	1:50.210	39.039
26	1:51.880	50.733
23	1:46.978	51.003
49	1:53.874	1:03.084
16	1:52.818	1:03.265
25	1:54.460	1:04.790
47	1:52.330	1:05.275
50	1:55.155	1:06.607
42	1:53.821	1:08.172
27	1:52.528	1:08.552
48	1:54.875	1:09.571
43	1:54.221	1:10.126
45	1:52.437	1:13.003
14	1:55.126	1:19.016
20	1:55.191	1:19.421

Num	Tiempo Vta.	Dif. 1º
-----	-------------	---------

Vta 7

49	1:53.228	54.066
25	1:54.568	55.186
16	1:53.989	55.303
50	1:52.735	56.308
47	1:52.671	57.801
42	1:54.690	59.207
48	1:52.118	59.552
43	1:53.583	1:00.761
27	1:48.528	1:00.880
45	1:52.538	1:05.422
14	1:55.688	1:08.746
20	1:55.352	1:09.086
3	1:59.572	1:32.134

Vta 8

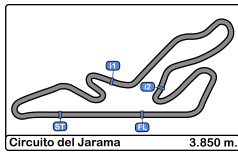
21	1:44.763	
3	2:01.717	1 Lap
33	1:45.708	04.829
15	1:45.166	07.791
6	1:45.610	12.865
13	1:48.279	21.560
19	1:47.642	22.223
36	1:49.515	33.940
8	1:48.557	34.717
22	1:50.248	34.745
46	1:50.037	44.313
23	1:46.998	53.238
26	1:52.735	58.705
16	1:52.059	1:10.561
49	1:53.264	1:11.585
25	1:52.321	1:12.348
47	1:52.113	1:12.625
27	1:49.983	1:13.772
50	1:53.441	1:15.285
48	1:52.290	1:17.098
42	1:54.624	1:18.033
43	1:53.155	1:18.518
45	1:50.742	1:18.982
20	1:54.414	1:29.072
14	1:57.276	1:31.529

Num	Tiempo Vta.	Dif. 1º
-----	-------------	---------

Vta 8

21	1:45.337	
33	1:45.941	05.433
15	1:45.774	08.228
6	1:46.207	13.735
13	1:47.044	23.267
19	1:47.407	24.293
3	2:08.183	1 Lap
8	1:46.440	35.820
36	1:49.019	37.622
22	1:49.464	38.872
46	1:50.008	48.984
23	1:47.468	55.369
26	1:52.984	1:06.352
16	1:52.502	1:17.726





Circuito del Jarama

División 2

1ª Carrera

Análisis

49	1:53.033	1:19.281
25	1:52.835	1:19.846
27	1:51.463	1:19.898
50	1:51.539	1:21.487
48	1:51.401	1:23.162
47	1:57.611	1:24.899
43	1:52.304	1:25.485
45	1:52.185	1:25.830
42	1:55.240	1:27.936
20	1:54.199	1:37.934
14	1:54.755	1:40.947

Num	Tiempo Vta.	Dif. 1º
-----	-------------	---------

Vta 9

21	1:46.238	
33	1:46.711	05.906
15	1:45.403	07.393
6	1:46.513	14.010
13	1:46.922	23.951
19	1:47.994	26.049
8	1:48.318	37.900
36	1:48.975	40.359
22	1:51.056	43.690
3	2:05.986	1 Lap
46	1:50.099	52.845
23	1:47.290	56.421
26	1:52.767	1:12.881
16	1:52.445	1:23.933
49	1:53.781	1:26.824
25	1:53.821	1:27.429
27	1:53.775	1:27.435
50	1:53.041	1:28.290
48	1:52.132	1:29.056
47	1:52.920	1:31.581
45	1:53.384	1:32.976
43	1:54.243	1:33.490
42	1:53.209	1:34.907
20	1:53.447	1:45.143
14	1:56.539	1:51.248



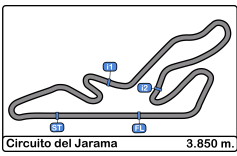
Circuito del Jarama

División 2

1ª Carrera

Mejores Sectores

Sector - 1				Sector - 2				Sector - 3				Vuelta Ideal vs Mejor Vuelta				
Clas	Nº	Piloto	Tiempo	Nº	Piloto	Tiempo	Nº	Piloto	Tiempo	Clas	Nº	Piloto	Vta. Ideal	Mejor V.	Clas	
1	21	Jose M. De Los Milagros	39.840	21	Jose M. De Los Milagros	34.662	21	Jose M. De Los Milagros	29.028	1	21	Jose M. De Los Milagros	1:43.530	1:43.533	1	
2	33	Juan Francisco Gastañaga Medina	40.070	33	Juan Francisco Gastañaga Medina	34.930	33	Juan Francisco Gastañaga Medina	29.056	2	33	Juan Francisco Gastañaga Medina	1:44.056	1:44.301	2	
3	8	Luis García García	40.307	6	Francisco Comendador	35.134	15	Carlos Esteban García	29.150	3	15	Carlos Esteban García	1:44.692	1:44.856	3	
4	15	Carlos Esteban García	40.319	15	Carlos Esteban García	35.223	6	Francisco Comendador	29.369	4	8	Luis García García	1:45.000	1:45.607	4	
5	6	Francisco Comendador	40.728	8	Luis García García	35.239	8	Luis García García	29.454	5	6	Francisco Comendador	1:45.231	1:45.610	5	
6	23	Fernando J. Bea Marto	40.952	13	Luis Ruiz Moya	35.449	13	Luis Ruiz Moya	29.555	6	13	Luis Ruiz Moya	1:46.024	1:46.239	6	
7	13	Luis Ruiz Moya	41.020	19	Enrique Hernando Alonso	35.488	23	Fernando J. Bea Marto	29.845	7	23	Fernando J. Bea Marto	1:46.421	1:46.978	8	
8	19	Enrique Hernando Alonso	41.048	23	Fernando J. Bea Marto	35.624	19	Enrique Hernando Alonso	29.955	8	19	Enrique Hernando Alonso	1:46.491	1:46.708	7	
9	36	Iván Hernández González	41.285	22	Sergio Morera Hernandez	36.022	36	Iván Hernández González	30.187	9	36	Iván Hernández González	1:47.620	1:47.686	9	
10	27	Javier Aguado Ortega	41.577	36	Iván Hernández González	36.148	27	Javier Aguado Ortega	30.266	10	22	Sergio Morera Hernandez	1:47.941	1:48.026	10	
11	22	Sergio Morera Hernandez	41.612	27	Javier Aguado Ortega	36.439	22	Sergio Morera Hernandez	30.307	11	27	Javier Aguado Ortega	1:48.282	1:48.528	11	
12	46	Fernando Navarrete Rodrigo	42.109	46	Fernando Navarrete Rodrigo	36.774	46	Fernando Navarrete Rodrigo	30.649	12	46	Fernando Navarrete Rodrigo	1:49.532	1:49.856	12	
13	48	Jaime Luis Latapia Llinas	42.347	26	Hormigos Nicolás - Hernandez	37.053	45	Alvaro Pinto Fernandez	30.821	13	45	Alvaro Pinto Fernandez	1:50.742	1:50.742	13	
14	16	Miguel Cadenas Vega	42.367	16	Miguel Cadenas Vega	37.431	16	Miguel Cadenas Vega	30.969	14	16	Miguel Cadenas Vega	1:50.767	1:50.767	14	
15	45	Alvaro Pinto Fernandez	42.458	45	Alvaro Pinto Fernandez	37.463	26	Hormigos Nicolás - Hernandez	31.002	15	26	Hormigos Nicolás - Hernandez	1:51.012	1:51.265	15	
16	49	Pablo Marcos Santamaria	42.944	50	Sergio Gualix Piris	37.470	50	Sergio Gualix Piris	31.011	16	48	Jaime Luis Latapia Llinas	1:51.196	1:51.401	16	
17	26	Hormigos Nicolás - Hernandez	42.957	43	Antonio Angel Garcia	37.753	48	Jaime Luis Latapia Llinas	31.090	17	50	Sergio Gualix Piris	1:51.539	1:51.539	17	
18	47	Alfonso Colomina Fajardo	42.970	48	Jaime Luis Latapia Llinas	37.759	47	Alfonso Colomina Fajardo	31.119	18	47	Alfonso Colomina Fajardo	1:51.949	1:52.113	18	
19	50	Sergio Gualix Piris	43.058	47	Alfonso Colomina Fajardo	37.860	25	Javier Caño Hidalgo	31.221	19	43	Antonio Angel Garcia	1:52.207	1:52.304	19	
20	43	Antonio Angel Garcia	43.172	49	Pablo Marcos Santamaria	37.884	43	Antonio Angel Garcia	31.282	20	49	Pablo Marcos Santamaria	1:52.234	1:52.763	21	
21	25	Javier Caño Hidalgo	43.182	42	Jesus Hernandez Jimenez	37.894	42	Jesus Hernandez Jimenez	31.355	21	25	Javier Caño Hidalgo	1:52.321	1:52.321	20	
22	20	Mario Alberto Moreno Rojas	43.323	25	Javier Caño Hidalgo	37.918	49	Pablo Marcos Santamaria	31.406	22	42	Jesus Hernandez Jimenez	1:52.811	1:53.190	22	
23	42	Jesus Hernandez Jimenez	43.562	20	Mario Alberto Moreno Rojas	37.980	20	Mario Alberto Moreno Rojas	31.702	23	20	Mario Alberto Moreno Rojas	1:53.005	1:53.447	23	
24	14	Juan Carlos Martin Hernandez	44.393	14	Juan Carlos Martin Hernandez	38.273	14	Juan Carlos Martin Hernandez	31.888	24	14	Juan Carlos Martin Hernandez	1:54.554	1:54.755	24	
25	3	Lucas Gonzalez-Anleo	45.059	41	Diego Blanco Torrecilla	39.945	41	Diego Blanco Torrecilla	32.104	25	41	Diego Blanco Torrecilla	1:57.128	2:05.808	26	
26	41	Diego Blanco Torrecilla	45.079	3	Lucas Gonzalez-Anleo	40.414	3	Lucas Gonzalez-Anleo	33.474	26	3	Lucas Gonzalez-Anleo	1:58.947	1:58.998	25	



Circuito del Jarama

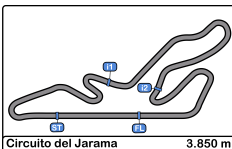
División 2

1ª Carrera

Secuencia Lider

<u>Nº</u>	<u>Concursante</u>	<u>Piloto 1</u>	<u>Piloto 2</u>	<u>Vehiculo</u>	<u>Cat</u>	<u>Vta. Inici</u>	<u>Vta. Fin</u>	<u>Vtas.</u>	<u>Total Vtas.</u>
21	RACE	Jose M. De Los Milagros		SUBARU WRX Sti	5	1	9	9	9





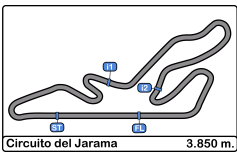
Circuito del Jarama

División 2

1ª Carrera

5 Mejores Tiempos

Cl	Nº	Concursante	Piloto 1	Piloto 2	Vehiculo	Cat	Cl	Mejor 1		Mejor 2		Mejor 3		Mejor 4		Mejor 5	
								Tiempo	Vta.	Tiempo	Vta.	Tiempo	Vta.	Tiempo	Vta.	Tiempo	Vta.
1	21	RACE	Jose M. De Los Milagros		SUBARU WRX Sti	5	1	1:43.533	2	1:44.008	4	1:44.331	3	1:44.763	7	1:44.785	5
2	33	A.D. DESGUACES LA TORRE	Juan Francisco Gastañaga Martínez		SEAT LEON MK 2	6A	1	1:44.301	5	1:44.781	4	1:44.860	3	1:44.865	6	1:45.194	2
3	15	A.D. DESGUACES LA TORRE	Carlos Esteban García		SEAT LEON MK 2	5	2	1:44.856	4	1:45.007	2	1:45.166	7	1:45.399	3	1:45.403	9
4	8	A.D. DESGUACES LA TORRE	Luis García García		CUPRA TCR	6A	2	1:45.607	5	1:46.070	6	1:46.440	8	1:46.989	4	1:47.512	3
5	6	C.D.E. DEYSCOM SPORT	Francisco Comendador Romero		SUBARU WRX Sti	5	3	1:45.610	7	1:45.657	3	1:45.721	2	1:46.107	5	1:46.207	8
6	13	C.D.E. ULTIMA VUELTA	Luis Ruiz Moya		SEAT LEON MK 2	5	4	1:46.239	4	1:46.640	2	1:46.922	9	1:47.044	8	1:47.138	3
7	19	A.D. DESGUACES LA TORRE	Enrique Hernando Alonso	Jr	RENAULT CLIO CUP IV	4	1	SMC 1:46.708	4	1:46.778	2	1:46.880	3	1:47.138	6	1:47.173	5
8	23	C.D.E. ULTIMA VUELTA	Fernando J. Bea Marton		SEAT LEON MK 2	5	5	1:46.978	6	1:46.998	7	1:47.290	9	1:47.458	5	1:47.468	8
9	36	CHEFO SPORT	Iván Hernández González	Jr	RENAULT CLIO CUP IV	4	2	1:47.686	2	1:47.864	5	1:47.981	3	1:48.591	6	1:48.975	9
10	22	SMC Junior Motorsport	Sergio Morera Hernandez		RENAULT CLIO CUP IV	4	3	SMC 1:48.026	2	1:48.257	3	1:48.387	5	1:48.938	6	1:49.464	8
11	27	SMC Junior Motorsport	Javier Aguado Ortega		RENAULT CLIO CUP IV	4	4	1:48.528	5	1:49.840	3	1:49.983	7	1:51.463	8	1:52.528	6
12	46	A.D. DESGUACES LA TORRE	Fernando Navarrete Rodrigo		RENAULT CLIO CUP III	3	1	1:49.856	4	1:49.868	3	1:49.897	2	1:49.958	5	1:50.008	8
13	45	SMC Junior Motorsport	Alvaro Pinto Fernandez		RENAULT CLIO CUP III	3	2	SMC 1:50.742	7	1:52.185	8	1:52.437	6	1:52.538	5	1:53.384	9
14	16	SMC Junior Motorsport	Miguel Cadenas Vega		RENAULT CLIO CUP III	3	3	SMC 1:50.767	3	1:51.885	4	1:52.059	7	1:52.445	9	1:52.502	8
15	26	RACE	Borja Hormigos Nicolás	Hector Hernandez Benito	MINI Challenge	3	4	1:51.265	2	1:51.836	5	1:51.873	4	1:51.880	6	1:52.735	7
16	48	SMC Junior Motorsport	Jaime Luis Latapia Llinas		RENAULT CLIO CUP III	3	5	SMC 1:51.401	8	1:52.118	5	1:52.132	9	1:52.290	7	1:52.322	4
17	50	ESCUADERIA LEMANS	Sergio Gualix Piris		SEAT LEON MK 2	5	6	1:51.539	8	1:52.735	5	1:52.889	3	1:53.041	9	1:53.441	7
18	47	A.D. DESGUACES LA TORRE	Alfonso Colomina Fajardo		RENAULT CLIO CUP III	3	6	1:52.113	7	1:52.330	6	1:52.469	3	1:52.671	5	1:52.920	9
19	43	SMC Junior Motorsport	Antonio Angel Garcia Delicado		RENAULT CLIO CUP IV	4	5	SMC 1:52.304	8	1:52.750	4	1:53.155	7	1:53.532	3	1:53.583	5
20	25	C.D.E. ULTIMA VUELTA	Javier Caño Hidalgo		RENAULT CLIO CUP IV	4	6	1:52.321	7	1:52.835	8	1:53.633	3	1:53.754	4	1:53.821	9
21	49	SMC Junior Motorsport	Pablo Marcos Santamaria		RENAULT CLIO CUP III	3	7	SMC 1:52.763	3	1:53.033	8	1:53.091	4	1:53.228	5	1:53.264	7
22	42	CHEFO SPORT	Jesus Hernandez Jimenez		RENAULT CLIO CUP IV	4	7	1:53.190	3	1:53.209	9	1:53.821	6	1:53.923	2	1:54.624	7
23	20	SMC Junior Motorsport	Mario Alberto Moreno Rojas		RENAULT CLIO CUP III	3	8	SMC 1:53.447	9	1:54.177	4	1:54.199	8	1:54.414	7	1:55.191	6
24	14	ESCUADERIA GREDOS	Juan Carlos Martin Hernandez		MINI COOPER 1.5 T	3	9	1:54.755	8	1:55.061	3	1:55.126	6	1:55.587	4	1:55.688	5
25	3	A.E.C.D.	Lucas Gonzalez-Anleo Polo		PORSCHE 968 CS	CL	1	1:58.998	3	1:59.572	5	1:59.821	4	2:01.717	6	2:03.482	2
26	41	Club Jarama Sport	Diego Blanco Torrecilla		PORSCHE 928	CL	2	2:05.808	1								



Circuito del Jarama

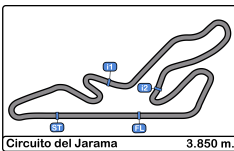
División 2

1ª Carrera

Secuencia Vueltas Rápidas

<u>Vta.</u>	<u>Hora Día</u>	<u>Tiempo Sesión</u>	<u>Nº</u>	<u>Concursante</u>	<u>Piloto 1</u>	<u>Piloto 2</u>	<u>Vehículo</u>	<u>Cat</u>	<u>Tiempo</u>	<u>Km/h</u>
2	14:28:56.746	2:03:28.746	21	RACE	Jose M. De Los Milagros		SUBARU WRX Sti	5	1:43.533	133.8





Circuito del Jarama

División 2

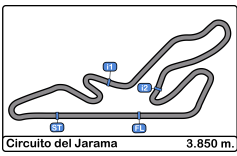
1ª Carrera

Cuentavueltas

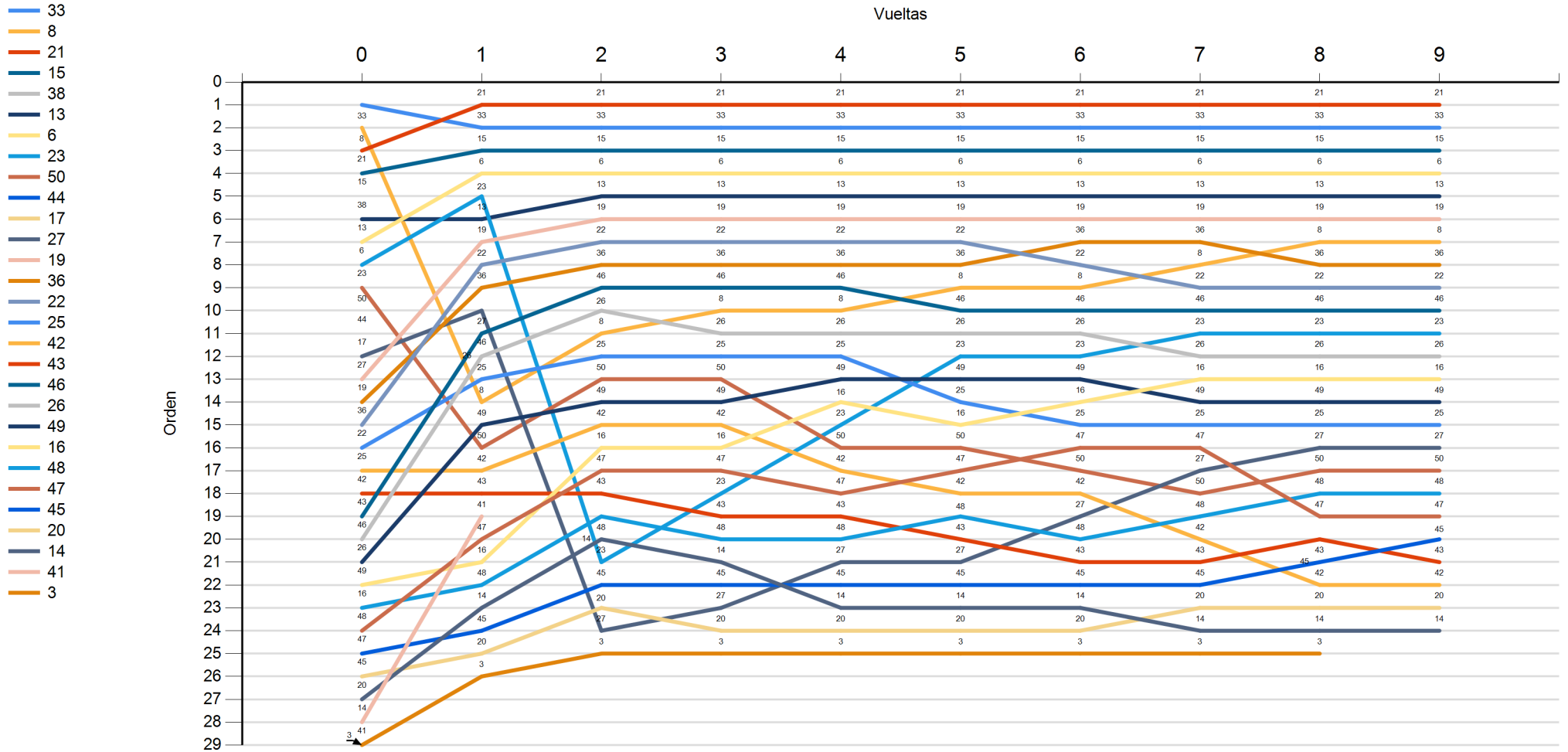
Vta.

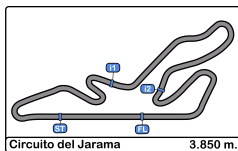
Nr	Po	Grid	1	2	3	4	5	6	7	8	9
33	1	33	21	21	21	21	21	21	21	21	21
8	2	8	33	33	33	33	33	33	33	33	33
21	3	21	15	15	15	15	15	15	15	15	15
15	4	15	6	6	6	6	6	6	6	6	6
38	5	38	23	13	13	13	13	13	13	13	13
13	6	13	13	19	19	19	19	19	19	19	19
6	7	6	19	22	22	22	22	36	36	8	8
23	8	23	22	36	36	36	36	22	8	36	36
50	9	50	36	46	46	46	8	8	22	22	22
44	10	44	27	26	8	8	46	46	46	46	46
17	11	17	46	8	26	26	26	26	23	23	23
27	12	27	26	25	25	25	23	23	26	26	26
19	13	19	25	50	50	49	49	49	16	16	16
36	14	36	8	49	49	16	25	16	49	49	49
22	15	22	49	42	42	23	16	25	25	25	25
25	16	25	50	16	16	50	50	47	47	27	27
42	17	42	42	47	47	42	47	50	27	50	50
43	18	43	43	43	23	47	42	42	50	48	48
46	19	46	41	48	43	43	48	27	48	47	47
26	20	26	47	14	48	48	43	48	42	43	45
49	21	49	16	23	14	27	27	43	43	45	43
16	22	16	48	45	45	45	45	45	45	42	42
48	23	48	14	20	27	14	14	14	20	20	20
47	24	47	45	27	20	20	20	20	14	14	14
45	25	45	20	3	3	3	3	3	3	3	3
20	26	20	3								
14	27	14									
41	28	41									
3	29	3									





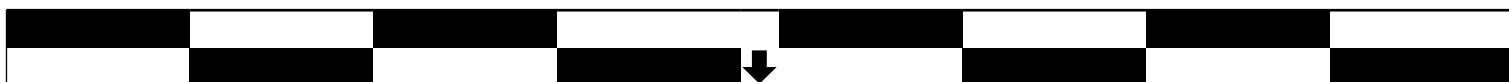
Circuito del Jarama
División 2
1ª Carrera
Cuentavueltas Gráfico





Circuito del Jarama
División 2
1ª Carrera
Parrilla de Salida Provisional

29	3	Lucas Gonzalez-Anleo Polo	1:59.023	.15.	1:51.100	Diego Blanco Torrecilla	41	28
27	14	Juan Carlos Martin Hernandez	1:57.085	.14.	1:56.257	Mario Alberto Moreno Rojas	20	26
25	45	Alvaro Pinto Fernandez	1:53.288	.13.	1:52.526	Alfonso Colomina Fajardo	47	24
23	48	Jaime Luis Latapia Llinas	1:51.841	.12.	1:51.004	Miguel Cadenas Vega	16	22
21	49	Pablo Marcos Santamaria	1:50.901	.11.	1:50.457	Borja Hormigos Nicolás	26	20
19	46	Fernando Navarrete Rodrigo	1:49.130	.10.	1:57.373	Antonio Angel Garcia Delicad	43	18
17	42	Jesus Hernandez Jimenez	1:54.894	.9.	1:54.073	Javier Caño Hidalgo	25	16
15	22	Sergio Morera Hernandez	1:48.069	.8.	1:47.760	Iván Hernández González	36	14
13	19	Enrique Hernando Alonso	1:47.696	.7.	1:47.635	Javier Aguado Ortega	27	12
11	17	Francisco Pérez Sierra	1:47.125	.6.	1:46.925	Mariano Esteban Trilla	44	10
9	50	Sergio Gualix Piris	1:54.620	.5.	1:46.802	Fernando J. Bea Marton	23	8
7	6	Francisco Comendador Rome	1:45.982	.4.	1:45.537	Luis Ruiz Moya	13	6
5	38	Jorge Otero Agreda	1:44.685	.3.	1:43.454	Carlos Esteban García	15	4
3	21	Jose M. De Los Milagros	1:42.833	.2.	1:46.905	Luis García García	8	2
1	33	Juan Francisco Gastañaga M	1:45.633	.1.				



Pole

Publicada a las:.....

Comisarios Deportivos:

Cronometrador: