

# Circuito del Jarama

## División 2

### Entrenamiento cronometrado

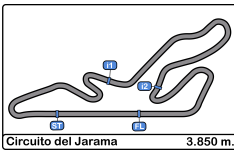
### Resultados Provisionales

Cls	Nº	Concursante	Piloto 1	Piloto 2	Vehiculo	Cat	Cls	Vtas.	V.R.	Tiempo	Dif 1º	Intervalo	Km/h
1	21	RACE	Jose M. De Los Milagros		SUBARU WRX Sti	5	1	10	8	1:42.833			134.7
2	15	A.D. DESGUACES LA TORRE	Carlos Esteban García		SEAT LEON MK 2	5	2	11	10	1:43.454	0.621	0.621	133.9
3	38	JORGE OTERO AGREDA	Jorge Otero Agreda		SEAT LEON MK 2	5	3	9	8	1:44.685	1.852	1.231	132.3
4	13	C.D.E. ULTIMA VUELTA	Luis Ruiz Moya		SEAT LEON MK 2	5	4	10	9	1:45.537	2.704	0.852	131.3
5	33	A.D. DESGUACES LA TORRE	Juan Francisco Gastañaga Martínez		SEAT LEON MK 2	6A	1	16	15	1:45.633	2.800	0.096	131.2
6	6	C.D.E. DEYSCOM SPORT	Francisco Comendador Romero		SUBARU WRX Sti	5	5	12	9	1:45.982	3.149	0.349	130.7
7	23	C.D.E. ULTIMA VUELTA	Fernando J. Bea Marton		SEAT LEON MK 2	5	6	10	9	1:46.802	3.969	0.820	129.7
8	8	A.D. DESGUACES LA TORRE	Luis García García		CUPRA TCR	6A	2	14	7	1:46.905	4.072	0.103	129.6
9	44	SMC Junior Motorsport	Mariano Esteban Trilla		RENAULT CLIO CUP IV	4	1	SMC 11	6	1:46.925	4.092	0.020	129.6
10	17	C.D.E. ULTIMA VUELTA	Francisco Pérez Sierra		PEUGEOT 207 EVO	4	2	13	12	1:47.125	4.292	0.200	129.3
11	27	SMC Junior Motorsport	Javier Aguado Ortega		RENAULT CLIO CUP IV	4	3	17	16	1:47.635	4.802	0.510	128.7
12	19	A.D. DESGUACES LA TORRE	Enrique Hernando Alonso	Jr	RENAULT CLIO CUP IV	4	4	SMC 7	5	1:47.696	4.863	0.061	128.6
13	36	CHEFO SPORT	Iván Hernández González	Jr	RENAULT CLIO CUP IV	4	5	17	14	1:47.760	4.927	0.064	128.6
14	22	SMC Junior Motorsport	Sergio Morera Hernandez		RENAULT CLIO CUP IV	4	6	SMC 19	15	1:48.069	5.236	0.309	128.2
15	46	A.D. DESGUACES LA TORRE	Fernando Navarrete Rodrigo		RENAULT CLIO CUP III	3	1	11	9	1:49.130	6.297	1.061	127.0
16	26	RACE	Borja Hormigos Nicolás	Hector Hernandez Benito	MINI Challenge	3	2	13	11	1:50.457	7.624	1.327	125.4
17	49	SMC Junior Motorsport	Pablo Marcos Santamaría		RENAULT CLIO CUP III	3	3	SMC 18	13	1:50.901	8.068	0.444	124.9
18	16	SMC Junior Motorsport	Miguel Cadenas Vega		RENAULT CLIO CUP III	3	4	SMC 12	5	1:51.004	8.171	0.103	124.8
19	41	Club Jarama Sport	Diego Blanco Torrecilla		PORSCHE 928	CL	1	9	8	1:51.100	8.267	0.096	124.7
20	48	SMC Junior Motorsport	Jaime Luis Latapia Llinas		RENAULT CLIO CUP III	3	5	SMC 9	8	1:51.841	9.008	0.741	123.9
21	47	A.D. DESGUACES LA TORRE	Alfonso Colomina Fajardo		RENAULT CLIO CUP III	3	6	14	9	1:52.526	9.693	0.685	123.1
22	45	SMC Junior Motorsport	Alvaro Pinto Fernandez		RENAULT CLIO CUP III	3	7	SMC 15	13	1:53.288	10.455	0.762	122.3
23	25	C.D.E. ULTIMA VUELTA	Javier Caño Hidalgo		RENAULT CLIO CUP IV	4	7	13	11	1:54.073	11.240	0.785	121.5
24	50	ESCUADERIA LEMANS	Sergio Gualix Piris		SEAT LEON MK 2	5	7	15	7	1:54.620	11.787	0.547	120.9
25	42	CHEFO SPORT	Jesus Hernandez Jimenez		RENAULT CLIO CUP IV	4	8	14	11	1:54.894	12.061	0.274	120.6
26	20	SMC Junior Motorsport	Mario Alberto Moreno Rojas		RENAULT CLIO CUP III	3	8	SMC 14	13	1:56.257	13.424	1.363	119.2
27	14	ESCUADERIA GREDOS	Juan Carlos Martin Hernandez		MINI COOPER 1.5 T	3	9	17	8	1:57.085	14.252	0.828	118.3
28	43	SMC Junior Motorsport	Antonio Angel Garcia Delicado		RENAULT CLIO CUP IV	4	9	SMC 17	16	1:57.373	14.540	0.288	118.0
29	3	A.E.C.D.	Lucas Gonzalez-Anleo Polo		PORSCHE 968 CS	CL	2	11	7	1:59.023	16.190	1.650	116.4

Publicado a las:.....

<b>Comisarios Deportivos:</b>	<b>Director de Carrera:</b>	<b>Cronometrador:</b>
-------------------------------	-----------------------------	-----------------------





# Circuito del Jarama

## División 2

### Entrenamiento cronometrado

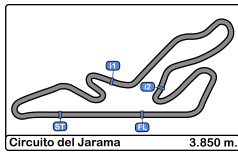
### Resultados Provisionales por categoría

Cls	Nº	Concursante	Piloto 1	Piloto 2	Vehiculo	Cat	Cls	Vtas.	Tiemp	Tiempo	Dif 1º	Intervalo	Km/h
<b>5</b>													
1	21	RACE	Jose M. De Los Milagros		SUBARU WRX Sti	5	1	10	8	1:42.833			134.7
2	15	A.D. DESGUACES LA TORRE	Carlos Esteban García		SEAT LEON MK 2	5	2	11	10	1:43.454	0.621	0.621	133.9
3	38	JORGE OTERO AGREDA	Jorge Otero Agreda		SEAT LEON MK 2	5	3	9	8	1:44.685	1.852	1.231	132.3
4	13	C.D.E. ULTIMA VUELTA	Luis Ruiz Moya		SEAT LEON MK 2	5	4	10	9	1:45.537	2.704	0.852	131.3
5	6	C.D.E. DEYSCOM SPORT	Francisco Comendador Romero		SUBARU WRX Sti	5	5	12	9	1:45.982	3.149	0.445	130.7
6	23	C.D.E. ULTIMA VUELTA	Fernando J. Bea Marton		SEAT LEON MK 2	5	6	10	9	1:46.802	3.969	0.820	129.7
7	50	ESCUADERIA LEMANS	Sergio Gualix Piris		SEAT LEON MK 2	5	7	15	7	1:54.620	11.787	7.818	120.9
<b>6A</b>													
1	33	A.D. DESGUACES LA TORRE	Juan Francisco Gastañaga Martí		SEAT LEON MK 2	6A	1	16	15	1:45.633			131.2
2	8	A.D. DESGUACES LA TORRE	Luis García García		CUPRA TCR	6A	2	14	7	1:46.905	1.272	1.272	129.6
<b>4</b>													
1	44	SMC Junior Motorsport	Mariano Esteban Trilla		RENAULT CLIO CUP IV	4	1	SMC 11	6	1:46.925			129.6
2	17	C.D.E. ULTIMA VUELTA	Francisco Pérez Sierra		PEUGEOT 207 EVO	4	2	13	12	1:47.125	0.200	0.200	129.3
3	27	SMC Junior Motorsport	Javier Aguado Ortega		RENAULT CLIO CUP IV	4	3	17	16	1:47.635	0.710	0.510	128.7
4	19	A.D. DESGUACES LA TORRE	Enrique Hernando Alonso	Jr	RENAULT CLIO CUP IV	4	4	SMC 7	5	1:47.696	0.771	0.061	128.6
5	36	CHEFO SPORT	Iván Hernández González	Jr	RENAULT CLIO CUP IV	4	5	17	14	1:47.760	0.835	0.064	128.6
6	22	SMC Junior Motorsport	Sergio Morera Hernandez		RENAULT CLIO CUP IV	4	6	SMC 19	15	1:48.069	1.144	0.309	128.2
7	25	C.D.E. ULTIMA VUELTA	Javier Caño Hidalgo		RENAULT CLIO CUP IV	4	7	13	11	1:54.073	7.148	6.004	121.5
8	42	CHEFO SPORT	Jesus Hernandez Jimenez		RENAULT CLIO CUP IV	4	8	14	11	1:54.894	7.969	0.821	120.6
9	43	SMC Junior Motorsport	Antonio Angel Garcia Delicado		RENAULT CLIO CUP IV	4	9	SMC 17	16	1:57.373	10.448	2.479	118.0
<b>3</b>													
1	46	A.D. DESGUACES LA TORRE	Fernando Navarrete Rodrigo		RENAULT CLIO CUP III	3	1	11	9	1:49.130			127.0
2	26	RACE	Borja Hormigos Nicolás	Hector Hernandez Benito	MINI Challenge	3	2	13	11	1:50.457	1.327	1.327	125.4
3	49	SMC Junior Motorsport	Pablo Marcos Santamaria		RENAULT CLIO CUP III	3	3	SMC 18	13	1:50.901	1.771	0.444	124.9
4	16	SMC Junior Motorsport	Miguel Cadenas Vega		RENAULT CLIO CUP III	3	4	SMC 12	5	1:51.004	1.874	0.103	124.8
5	48	SMC Junior Motorsport	Jaime Luis Latapia Llinas		RENAULT CLIO CUP III	3	5	SMC 9	8	1:51.841	2.711	0.837	123.9
6	47	A.D. DESGUACES LA TORRE	Alfonso Colomina Fajardo		RENAULT CLIO CUP III	3	6	14	9	1:52.526	3.396	0.685	123.1
7	45	SMC Junior Motorsport	Alvaro Pinto Fernandez		RENAULT CLIO CUP III	3	7	SMC 15	13	1:53.288	4.158	0.762	122.3
8	20	SMC Junior Motorsport	Mario Alberto Moreno Rojas		RENAULT CLIO CUP III	3	8	SMC 14	13	1:56.257	7.127	2.969	119.2
9	14	ESCUADERIA GREDOS	Juan Carlos Martin Hernandez		MINI COOPER 1.5 T	3	9	17	8	1:57.085	7.955	0.828	118.3
<b>CL</b>													
1	41	Club Jarama Sport	Diego Blanco Torrecilla		PORSCHE 928	CL	1	9	8	1:51.100			124.7
2	3	A.E.C.D.	Lucas Gonzalez-Anleo Polo		PORSCHE 968 CS	CL	2	11	7	1:59.023	7.923	7.923	116.4

Publicado a las:.....

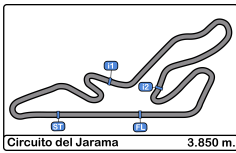
<b>Comisarios Deportivos:</b>	<b>Director de Carrera:</b>	<b>Cronometrador:</b>
-------------------------------	-----------------------------	-----------------------





**Circuito del Jarama**  
**División 2**  
**Entrenamiento cronometrado**  
**Tiempos Por Vuelta**

3							13								
CL		1 Lucas Gonzalez-Anleo Polo		PORSCHÉ 968 CS			5		1 Luis Ruiz Moya		SEAT LEON MK 2				
		2		A.E.C.D.			2		C.D.E. ULTIMA VUELTA						
Vta	D	Tiempo	Sector 1	Sector 2	Sector 3	V.Max	Elapsed	Vta	D	Tiempo	Sector 1	Sector 2	Sector 3	V.Max	Elapsed
1		10:01:26.418	10:00:01.466	48.229	36.723		10:01:26.418	1		9:51:37.401	9:50:18.671	44.332	34.398		9:51:37.401
2		2:12.247	52.532	44.835	34.880		10:03:38.665	2		1:59.868	47.895	39.331	32.642		9:53:37.269
3		2:07.320	50.563	41.885	34.872		10:05:45.985	3		1:53.922	45.410	37.089	31.423		9:55:31.191
4		2:08.958	47.736	40.715	40.507		10:07:54.943	4		2:18.859 P	47.611	44.545	46.703		9:57:50.050
5		2:04.672	49.507	39.971	35.194		10:09:59.615	5		5:36.370	4:24.869	40.461	31.040		10:03:26.420
6		2:02.264	48.409	40.389	33.466		10:12:01.879	6		1:52.330	41.813	39.869	30.648		10:05:18.750
7		1:59.023	44.553	41.197	33.273		10:14:00.902	7		1:46.240	41.324	35.375	29.541		10:07:04.990
8		1:59.942	44.547	40.261	35.134		10:16:00.844	8		1:46.195	41.032	35.755	29.408		10:08:51.185
9		2:35.626 P	54.674	51.472	49.480		10:18:36.470	9		1:45.537	40.657	34.945	29.935		10:10:36.722
10		2:49.566	1:34.823	40.843	33.900		10:21:26.036	10		2:39.836 P	53.702	53.146	52.988		10:13:16.558
11		2:41.650 P	51.487	50.365	59.798		10:24:07.686								
6							14								
5		1 Francisco Comendador Romero		SUBARU WRX Sti			3		1 Juan Carlos Martin Hernandez		MINI COOPER 1.5 T				
		2		C.D.E. DEYSCOM SPORT			2		ESCUDERIA GREDOS						
Vta	D	Tiempo	Sector 1	Sector 2	Sector 3	V.Max	Elapsed	Vta	D	Tiempo	Sector 1	Sector 2	Sector 3	V.Max	Elapsed
1		9:59:09.352	9:58:00.313	37.429	31.610		9:59:09.352	1		9:49:02.279	9:47:26.496	55.341	40.442		9:49:02.279
2		1:49.794	42.887	36.363	30.544		10:00:59.146	2		2:09.100	51.313	43.115	34.672		9:51:11.379
3		1:48.646	41.820	36.286	30.540		10:02:47.792	3		2:35.376	1:17.182	43.387	34.807		9:53:46.755
4		1:47.187	41.643	35.621	29.923		10:04:34.979	4		2:15.888 P	47.645	41.634	46.609		9:56:02.643
5		1:46.565	41.233	35.330	30.002		10:06:21.544	5		2:57.832	1:45.843	39.670	32.319		9:59:00.475
6		1:47.107	41.498	35.595	30.014		10:08:08.651	6		1:57.990	45.580	39.294	33.116		10:00:58.465
7		1:47.036	41.298	35.430	30.308		10:09:55.687	7		1:57.303	45.501	38.728	33.074		10:02:55.768
8		1:46.544	41.134	35.382	30.028		10:11:42.231	8		1:57.085	45.233	38.917	32.935		10:04:52.853
9		1:45.982	41.112	35.233	29.637		10:13:28.213	9		1:58.106	45.826	39.149	33.131		10:06:50.959
10		2:05.022 P	43.024	40.570	41.428		10:15:33.235	10		1:59.650	47.610	39.726	32.314		10:08:50.609
11		4:52.606	3:48.123	34.847	29.636		10:20:25.841	11		1:57.144	45.615	39.000	32.529		10:10:47.753
12		2:15.091 P	47.114	43.088	44.889		10:22:40.932	12		1:57.986	44.860	40.150	32.976		10:12:45.739
							15								
6A		1 Luis García García		CUPRA TCR			5		1 Carlos Esteban García		SEAT LEON MK 2				
		2		A.D. DESGUACES LA TORRE			2		A.D. DESGUACES LA TORRE						
Vta	D	Tiempo	Sector 1	Sector 2	Sector 3	V.Max	Elapsed	Vta	D	Tiempo	Sector 1	Sector 2	Sector 3	V.Max	Elapsed
1		9:49:07.768	9:47:49.274	43.896	34.598		9:49:07.768	1		9:50:43.204	9:49:19.819	45.553	37.832		9:50:43.204
2		2:06.626	53.230	40.815	32.581		9:51:14.394	2		1:58.740	48.178	38.774	31.788		9:52:41.944
3		2:03.330	49.304	41.218	32.808		9:53:17.724	3		1:53.182	45.300	37.136	30.746		9:54:35.126
4		1:57.326	46.884	38.833	31.609		9:55:15.050	4		1:47.334	41.718	36.027	29.589		9:56:22.460
5		1:50.288	42.977	36.801	30.510		9:57:05.338	5		1:45.431	40.393	35.556	29.482		9:58:07.891
6		1:49.577	42.758	37.011	29.808		9:58:54.915	6		1:55.501 P	42.051	35.777	37.673		10:00:03.392
7		1:46.905	40.977	36.103	29.825		10:00:41.820	7		5:12.390	4:00.533	41.837	30.020		10:05:15.782
8		1:47.471	41.049	36.029	30.393		10:02:29.291	8		1:44.090	40.092	35.008	28.990		10:06:59.872
9		1:47.619	41.459	36.131	30.029		10:04:16.910	9		1:46.068	40.062	37.052	28.954		10:08:45.940
10		1:48.269	40.716	37.588	29.965		10:06:05.179	10		1:43.454	39.625	34.924	28.905		10:10:29.394
11		1:49.057	41.518	36.791	30.748		10:07:54.236	11		2:21.331 P	52.520	43.736	45.075		10:12:50.725
12		1:51.275	43.344	37.549	30.382		10:09:45.511								
13		1:49.341	41.023	36.700	31.618		10:11:34.852								
14		2:13.456 P	45.482	43.424	44.550		10:13:48.308								



**Circuito del Jarama**  
**División 2**  
**Entrenamiento cronometrado**  
**Tiempos Por Vuelta**

**16** 1 Miguel Cadenas Vega RENAULT CLIO CUP III **20** 1 Mario Alberto Moreno RENAULT CLIO CUP III  
 3 2 SMC Junior Motorsport 3 2 SMC Junior Motorsport

Vta	D	Tiempo	Sector 1	Sector 2	Sector 3	V.Max	Elapsed	Vta	D	Tiempo	Sector 1	Sector 2	Sector 3	V.Max	Elapsed
1		10:02:24.313	10:01:05.354	44.726	34.233		10:02:24.313	1		9:48:59.904	9:47:22.941	56.026	40.937		9:48:59.904
2		1:59.386	47.068	39.868	32.450		10:04:23.699	2		2:20.054	57.555	45.299	37.200		9:51:19.958
3		1:54.044	44.263	38.255	31.526		10:06:17.743	3		2:14.932	54.822	44.782	35.328		9:53:34.890
4		1:52.900	43.484	38.280	31.136		10:08:10.643	4		2:19.406 P	49.859	41.883	47.664		9:55:54.296
5		1:51.004	42.788	37.173	31.043		10:10:01.647	5		3:55.366	2:37.908	42.190	35.268		9:59:49.662
6		1:51.826	42.722	37.684	31.420		10:11:53.473	6		2:06.947	47.723	44.595	34.629		10:01:56.609
7		1:54.281	45.375	37.974	30.932		10:13:47.754	7		1:59.788	46.033	39.991	33.764		10:03:56.397
8		1:51.122	42.610	37.521	30.991		10:15:38.876	8		2:00.321	45.687	39.561	35.073		10:05:56.718
9		1:51.365	43.098	37.176	31.091		10:17:30.241	9		1:59.928	46.346	39.808	33.774		10:07:56.646
10		1:53.069	42.710	37.551	32.808		10:19:23.310	10		1:58.569	45.661	39.898	33.010		10:09:55.215
11		1:51.453	43.012	37.474	30.967		10:21:14.763	11		1:57.604	45.765	39.492	32.347		10:11:52.819
12		2:32.976 P	52.766	51.271	48.939		10:23:47.739	12		1:58.427	46.333	39.750	32.344		10:13:51.246

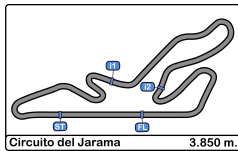
**17** 1 Francisco Pérez Sierra PEUGEOT 207 EVO **21** 1 Jose M. De Los Milagros SUBARU WRX Sti  
 4 2 C.D.E. ULTIMA VUELTA 5 2 RACE

Vta	D	Tiempo	Sector 1	Sector 2	Sector 3	V.Max	Elapsed	Vta	D	Tiempo	Sector 1	Sector 2	Sector 3	V.Max	Elapsed
1		9:52:10.761	9:50:52.256	44.237	34.268		9:52:10.761	1		9:47:28.644	9:46:09.378	45.823	33.443		9:47:28.644
2		2:01.733	48.344	39.734	33.655		9:54:12.494	2		1:55.922	45.175	37.990	32.757		9:49:24.566
3		1:56.365	45.665	38.979	31.721		9:56:08.859	3		1:49.351	41.107	37.090	31.154		9:51:13.917
4		1:51.409	42.934	37.856	30.619		9:58:00.268	4		2:21.640 P	59.249	41.742	40.649		9:53:35.557
5		1:50.657	42.258	37.623	30.776		9:59:50.925	5		5:03.269	3:54.953	37.894	30.422		9:58:38.826
6		1:58.485 P	42.735	37.363	38.387		10:01:49.410	6		1:42.950	39.801	34.409	28.740		10:00:21.776
7		3:24.118	2:15.223	38.021	30.874		10:05:13.528	7		2:05.750	49.469	44.437	31.844		10:02:27.526
8		1:55.046	43.550	38.005	33.491		10:07:08.574	8		1:42.833	39.701	34.229	28.903		10:04:10.359
9		1:48.795	41.895	36.846	30.054		10:08:57.369	9		1:43.086	39.644	34.205	29.237		10:05:53.445
10		1:48.361	41.737	36.322	30.302		10:10:45.730	10		2:51.827 P	57.867	59.009	54.951		10:08:45.272
11		1:47.889	41.256	36.100	30.533		10:12:33.619								
12		1:47.125	41.331	35.917	29.877		10:14:20.744								
13		2:15.940 P	49.608	46.771	39.561		10:16:36.684								

**19** 1 Enrique Hernando Alonso RENAULT CLIO CUP IV **22** 1 Sergio Morera Hernandez RENAULT CLIO CUP IV  
 4 2 A.D. DESGUACES LA TORRE 4 2 SMC Junior Motorsport

Vta	D	Tiempo	Sector 1	Sector 2	Sector 3	V.Max	Elapsed	Vta	D	Tiempo	Sector 1	Sector 2	Sector 3	V.Max	Elapsed
1		9:48:46.776			9:48:46.776		9:48:46.776	1		9:49:09.944	9:47:53.560	42.706	33.678		9:49:09.944
2		1:55.504			9:50:42.280		9:50:42.280	2		2:07.454	51.530	42.178	33.746		9:51:17.398
3		1:51.211			9:52:33.491		9:52:33.491	3		1:58.679	47.511	39.029	32.139		9:53:16.077
4		3:52.221			9:56:25.712		9:56:25.712	4		1:53.247	43.768	37.915	31.564		9:55:09.324
5		1:47.696			9:58:13.408		9:58:13.408	5		1:51.679	43.512	37.152	31.015		9:57:01.003
6		2:13.274			10:00:26.682		10:00:26.682	6		1:49.848	42.560	36.658	30.630		9:58:50.851
7		2:13.649			10:02:40.331		10:02:40.331	7		1:49.452	42.294	36.456	30.702		10:00:40.303
								8		2:09.059	48.215	43.472	37.372		10:02:49.362
								9		1:49.389	42.090	36.649	30.650		10:04:38.751
								10		1:48.660	41.911	36.248	30.501		10:06:27.411
								11		1:48.841	41.816	36.820	30.205		10:08:16.252
								12		1:48.369	41.848	36.270	30.251		10:10:04.621
								13		1:48.854	41.805	36.444	30.605		10:11:53.475
								14		1:48.549	41.733	36.367	30.449		10:13:42.024
								15		1:48.069	41.718	36.112	30.239		10:15:30.093
								16		1:51.296	41.539	38.319	31.438		10:17:21.389
								17		1:48.486	41.823	36.395	30.268		10:19:09.875
								18		1:48.198	41.972	35.949	30.277		10:20:58.073
								19		3:03.740 P	1:02.995	1:01.402	59.343		10:24:01.813





**Circuito del Jarama**  
**División 2**  
**Entrenamiento cronometrado**  
**Tiempos Por Vuelta**

**23** 1 Fernando J. Bea Marton SEAT LEON MK 2  
 5 2 C.D.E. ULTIMA VUELTA

Vta	D	Tiempo	Sector 1	Sector 2	Sector 3	V.Max	Elapsed
1		9:48:21.732	9:47:01.573	44.252	35.907		9:48:21.732
2		2:07.402	54.757	40.667	31.978		9:50:29.134
3		2:01.098 P	43.897	38.883	38.318		9:52:30.232
4		6:02.341	4:55.418	36.700	30.223		9:58:32.573
5		1:47.412	41.240	36.278	29.894		10:00:19.985
6		1:49.055	43.355	35.826	29.874		10:02:09.040
7		1:48.396	42.797	35.918	<b>29.681</b>		10:03:57.436
8		1:47.684	<b>40.881</b>	36.119	30.684		10:05:45.120
9		<b>1:46.802</b>	41.052	<b>35.567</b>	30.183		10:07:31.922
10		2:40.303 P	55.804	51.682	52.817		10:10:12.225

**25** 1 Javier Caño Hidalgo RENAULT CLIO CUP IV  
 4 2 C.D.E. ULTIMA VUELTA

Vta	D	Tiempo	Sector 1	Sector 2	Sector 3	V.Max	Elapsed
1		9:48:42.736	9:47:06.224	53.260	43.252		9:48:42.736
2		2:11.947	52.275	44.631	35.041		9:50:54.683
3		1:59.733	46.604	40.299	32.830		9:52:54.416
4		1:55.031	43.934	39.434	31.663		9:54:49.447
5		2:01.825 P	43.845	38.970	39.010		9:56:51.272
6		4:29.305	3:11.999	44.398	32.908		10:01:20.577
7		2:09.497 P	46.334	41.869	41.294		10:03:30.074
8		3:04.423	1:49.356	41.792	33.275		10:06:34.497
9		1:55.589	44.206	39.084	32.299		10:08:30.086
10		1:54.752	44.143	38.768	31.841		10:10:24.838
11		<b>1:54.073</b>	44.064	<b>38.399</b>	<b>31.610</b>		10:12:18.911
12		1:54.513	44.173	38.678	31.662		10:14:13.424
13		2:05.221 P	<b>43.473</b>	38.618	43.130		10:16:18.645

**26** 1 Borja Hormigos Nicolás MINI Challenge  
 3 2 Hector Hernandez Benito RACE

Vta	D	Tiempo	Sector 1	Sector 2	Sector 3	V.Max	Elapsed
1		9:52:42.120	9:51:08.333	54.325	39.462		9:52:42.120
2		2:01.778	48.568	41.062	32.148		9:54:43.898
3		2:05.360 P	44.587	38.274	42.499		9:56:49.258
4		3:28.742	2:20.086	37.559	31.097		10:00:18.000
5		1:50.761	43.256	36.716	<b>30.789</b>		10:02:08.761
6		1:53.336	44.878	37.474	30.984		10:04:02.097
7		1:52.368	43.184	37.036	32.148		10:05:54.465
8		1:52.905	<b>42.597</b>	37.802	32.506		10:07:47.370
9		1:51.093	42.606	36.900	31.587		10:09:38.463
10		1:50.613	43.126	36.659	30.828		10:11:29.076
11		<b>1:50.457</b>	42.953	<b>36.580</b>	30.924		10:13:19.533
12		2:02.886	52.153	39.057	31.676		10:15:22.419
13		2:45.535 P	55.065	53.004	57.466		10:18:07.954

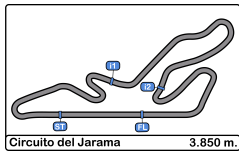
**27** 1 Javier Aguado Ortega RENAULT CLIO CUP IV  
 4 2 SMC Junior Motorsport

Vta	D	Tiempo	Sector 1	Sector 2	Sector 3	V.Max	Elapsed
1		9:48:11.687	9:46:48.351	45.426	37.910		9:48:11.687
2		2:06.624	50.485	42.448	33.691		9:50:18.311
3		1:54.062	44.329	38.128	31.605		9:52:12.373
4		1:50.722	43.362	36.696	30.664		9:54:03.095
5		1:48.823	41.918	36.314	30.591		9:55:51.918
6		2:01.095 P	43.971	37.984	39.140		9:57:53.013
7		4:11.045	2:56.065	41.662	33.318		10:02:04.058
8		1:50.893	42.117	37.067	31.709		10:03:54.951
9		1:51.593	43.950	37.271	30.372		10:05:46.544
10		1:55.980 P	41.677	36.390	37.913		10:07:42.524

11		3:33.141	2:24.016	38.375	30.750		10:11:15.665
12		1:48.729	41.518	36.192	31.019		10:13:04.394
13		1:48.878	42.120	36.328	30.430		10:14:53.272
14		1:48.443	41.812	36.250	30.381		10:16:41.715
15		1:47.814	<b>41.393</b>	36.234	30.187		10:18:29.529
16		<b>1:47.635</b>	41.481	<b>36.006</b>	<b>30.148</b>		10:20:17.164
17		2:11.154 P	47.579	41.833	41.742		10:22:28.318

**33** 1 Juan Francisco Gastañaga Martínez SEAT LEON MK 2  
 6A 2 A.D. DESGUACES LA TORRE

Vta	D	Tiempo	Sector 1	Sector 2	Sector 3	V.Max	Elapsed
1		9:52:19.588	9:51:03.672	42.744	33.172		9:52:19.588
2		1:53.736	43.762	38.507	31.467		9:54:13.324
3		1:50.881	42.839	37.257	30.785		9:56:04.205
4		1:49.429	41.961	36.715	30.753		9:57:53.634
5		1:48.976	41.931	36.880	30.165		9:59:42.610
6		1:51.669	42.546	38.838	30.285		10:01:34.279
7		1:51.043	41.810	38.624	30.609		10:03:25.322
8		2:02.997 P	42.430	40.004	40.563		10:05:28.319
9		4:09.712	2:48.797	43.934	36.981		10:09:38.031
10		2:06.417	48.777	41.180	36.460		10:11:44.448
11		1:50.718	43.399	37.112	30.207		10:13:35.166
12		1:49.567	41.278	36.822	31.467		10:15:24.733
13		1:48.239	42.623	36.050	29.566		10:17:12.972
14		1:45.843	40.848	<b>35.705</b>	29.290		10:18:58.815
15		<b>1:45.633</b>	<b>40.565</b>	35.863	<b>29.205</b>		10:20:44.448
16		3:12.654 P	1:04.947	1:05.079	1:02.628		10:23:57.102



**Circuito del Jarama**  
**División 2**  
**Entrenamiento cronometrado**  
**Tiempos Por Vuelta**

**36**

1 Iván Hernández González RENAULT CLIO CUP IV  
 CHEFO SPORT

Vta	D	Tiempo	Sector 1	Sector 2	Sector 3	V.Max	Elapsed
1		9:48:37.640	9:47:07.621	52.571	37.448		9:48:37.640
2		2:11.325	53.880	43.964	33.481		9:50:48.965
3		1:56.321	45.071	39.100	32.150		9:52:45.286
4		1:54.287	44.160	38.541	31.586		9:54:39.573
5		2:01.869 P	44.356	36.845	40.668		9:56:41.442
6		5:33.393	4:23.963	38.587	30.843		10:02:14.835
7		1:51.916	42.450	38.038	31.428		10:04:06.751
8		1:51.024	42.039	38.593	30.392		10:05:57.775
9		1:48.304	41.339	36.512	30.453		10:07:46.079
10		1:47.834	41.264	36.404	30.166		10:09:33.913
11		1:48.808	41.348	36.619	30.841		10:11:22.721
12		1:54.720	44.739	38.931	31.050		10:13:17.441
13		1:48.029	41.334	<b>36.363</b>	30.332		10:15:05.470
14		<b>1:47.760</b>	<b>41.235</b>	36.376	<b>30.149</b>		10:16:53.230
15		1:54.402	43.247	39.967	31.188		10:18:47.632
16		1:52.163	41.344	38.079	32.740		10:20:39.795
17		2:37.358 P	55.760	48.775	52.823		10:23:17.153

**38**

1 Jorge Otero Agreda SEAT LEON MK 2  
 JORGE OTERO AGREDA

Vta	D	Tiempo	Sector 1	Sector 2	Sector 3	V.Max	Elapsed
1		9:48:16.417	9:46:50.546	51.189	34.682		9:48:16.417
2		2:12.982	58.738	43.311	30.933		9:50:29.399
3		2:07.690	48.968	43.607	35.115		9:52:37.089
4		2:18.572 P	51.903	45.797	40.872		9:54:55.661
5		20:12.750	19:03.140	38.909	30.701		10:15:08.411
6		1:46.428	41.464	35.446	29.518		10:16:54.839
7		1:44.868	<b>40.346</b>	<b>34.491</b>	30.031		10:18:39.707
8		<b>1:44.685</b>	40.600	34.608	<b>29.477</b>		10:20:24.392
9		2:29.250 P	49.362	50.267	49.621		10:22:53.642

**41**

1 Diego Blanco Torrecilla PORSCHE 928  
 Club Jarama Sport

Vta	D	Tiempo	Sector 1	Sector 2	Sector 3	V.Max	Elapsed
1		9:53:16.866	9:51:57.483	44.248	35.135		9:53:16.866
2		2:06.588	48.335	41.546	36.707		9:55:23.454
3		2:14.929	55.372	45.190	34.367		9:57:38.383
4		2:00.642	49.029	39.419	32.194		9:59:39.025
5		1:58.278	45.773	40.332	32.173		10:01:37.303
6		1:58.792	45.283	38.657	34.852		10:03:36.095
7		1:56.325	46.711	37.945	31.669		10:05:32.420
8		<b>1:51.100</b>	43.176	36.872	<b>31.052</b>		10:07:23.520
9		1:51.379	43.506	<b>36.757</b>	31.116		10:09:14.899
10			<b>42.679</b>	37.631			

**42**

1 Jesus Hernandez Jimenez RENAULT CLIO CUP IV  
 CHEFO SPORT

Vta	D	Tiempo	Sector 1	Sector 2	Sector 3	V.Max	Elapsed
1		9:49:07.853	9:47:41.864	47.560	38.429		9:49:07.853
2		2:19.364	54.774	47.644	36.946		9:51:27.217
3		2:08.204	50.056	43.398	34.750		9:53:35.421
4		2:14.042	56.148	42.470	35.424		9:55:49.463
5		2:04.247	48.220	41.534	34.493		9:57:53.710
6		1:57.582	44.805	39.515	33.262		9:59:51.292
7		2:02.230	47.099	42.016	33.115		10:01:53.522
8		2:12.413 P	44.366	40.338	47.709		10:04:05.935
9		3:45.456	2:29.497	42.144	33.815		10:07:51.391
10		1:57.024	44.090	40.381	32.553		10:09:48.415
11		<b>1:54.894</b>	<b>43.503</b>	<b>38.323</b>	33.068		10:11:43.309
12		1:59.930	46.494	40.615	32.821		10:13:43.239
13		1:55.102	43.938	38.893	<b>32.271</b>		10:15:38.341
14		2:21.731 P	46.455	44.373	50.903		10:18:00.072

**43**

1 Antonio Angel Garcia Delicado RENAULT CLIO CUP IV  
 SMC Junior Motorsport

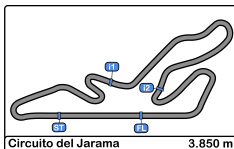
Vta	D	Tiempo	Sector 1	Sector 2	Sector 3	V.Max	Elapsed
1		9:49:01.128	9:47:24.509	56.030	40.589		9:49:01.128
2		2:25.339	1:00.447	47.711	37.181		9:51:26.467
3		2:15.141	53.502	43.106	38.533		9:53:41.608
4		2:06.269	48.841	42.005	35.423		9:55:47.877
5		2:05.572	49.255	41.328	34.989		9:57:53.449
6		2:06.312	47.983	43.227	35.102		9:59:59.761
7		2:05.987	48.458	41.075	36.454		10:02:05.748
8		2:04.130	48.315	40.881	34.934		10:04:09.878
9		2:06.107	47.255	41.803	37.049		10:06:15.985
10		2:21.646 P	49.832	43.059	48.755		10:08:37.631
11		2:47.271	1:28.358	43.046	35.867		10:11:24.902
12		1:59.741	46.207	39.783	33.751		10:13:24.643
13		2:00.909	46.014	39.691	35.204		10:15:25.552
14		1:59.648	<b>45.697</b>	40.330	33.621		10:17:25.200
15		1:57.871	45.721	39.021	33.129		10:19:23.071
16		<b>1:57.373</b>	45.911	<b>38.771</b>	<b>32.691</b>		10:21:20.444
17		2:43.439 P	52.261	51.705	59.473		10:24:03.883

**44**

1 Mariano Esteban Trilla RENAULT CLIO CUP IV  
 SMC Junior Motorsport

Vta	D	Tiempo	Sector 1	Sector 2	Sector 3	V.Max	Elapsed
1		9:48:56.611	9:47:21.503	54.987	40.121		9:48:56.611
2		2:06.336	50.167	43.413	32.756		9:51:02.947
3		1:49.152	42.277	36.453	30.422		9:52:52.099
4		1:48.092	41.503	36.658	29.931		9:54:40.191
5		1:47.691	41.590	35.981	30.120		9:56:27.882
6		<b>1:46.925</b>	41.176	<b>35.837</b>	<b>29.912</b>		9:58:14.807
7		2:31.238 P	50.358	53.538	47.342		10:00:46.045
8		9:34.604	8:22.344	40.802	31.458		10:10:20.649
9		1:48.033	41.747	36.152	30.134		10:12:08.682
10		1:47.082	<b>41.163</b>	35.912	30.007		10:13:55.764
11		2:25.454 P	49.540	47.142	48.772		10:16:21.218





**Circuito del Jarama**  
**División 2**  
**Entrenamiento cronometrado**  
**Mejores Sectores**

Sector - 1				Sector - 2				Sector - 3				Vuelta Ideal vs Mejor Vuelta				
Clas	Nº	Piloto	Tiempo	Nº	Piloto	Tiempo	Nº	Piloto	Tiempo	Clas	Nº	Piloto	Vta. Ideal	Mejor V.	Clas	
1	15	Carlos Esteban García	39.625	21	Jose M. De Los Milagros	34.205	21	Jose M. De Los Milagros	28.740	1	21	Jose M. De Los Milagros	1:42.589	1:42.833	1	
2	21	Jose M. De Los Milagros	39.644	38	Jorge Otero Agreda	34.491	15	Carlos Esteban García	28.905	2	15	Carlos Esteban García	1:43.454	1:43.454	2	
3	38	Jorge Otero Agreda	40.346	6	Francisco Comendador	34.847	33	Juan Francisco Gastañaga Martínez	29.205	3	38	Jorge Otero Agreda	1:44.314	1:44.685	3	
4	33	Juan Francisco Gastañaga Martínez	40.565	15	Carlos Esteban García	34.924	13	Luis Ruiz Moya	29.408	4	13	Luis Ruiz Moya	1:45.010	1:45.537	4	
5	13	Luis Ruiz Moya	40.657	13	Luis Ruiz Moya	34.945	38	Jorge Otero Agreda	29.477	5	33	Juan Francisco Gastañaga Martínez	1:45.475	1:45.633	5	
6	8	Luis García García	40.716	23	Fernando J. Bea Marto	35.567	6	Francisco Comendador	29.636	6	6	Francisco Comendador	1:45.595	1:45.982	6	
7	23	Fernando J. Bea Marto	40.881	33	Juan Francisco Gastañaga Martínez	35.705	23	Fernando J. Bea Marto	29.681	7	23	Fernando J. Bea Marto	1:46.129	1:46.802	7	
8	6	Francisco Comendador	41.112	44	Mariano Esteban Trilla	35.837	8	Luis García García	29.808	8	8	Luis García García	1:46.553	1:46.905	8	
9	44	Mariano Esteban Trilla	41.163	17	Francisco Pérez Sierra	35.917	17	Francisco Pérez Sierra	29.877	9	44	Mariano Esteban Trilla	1:46.912	1:46.925	9	
10	36	Iván Hernández González	41.235	22	Sergio Morera Hernandez	35.949	44	Mariano Esteban Trilla	29.912	10	17	Francisco Pérez Sierra	1:47.050	1:47.125	10	
11	17	Francisco Pérez Sierra	41.256	27	Javier Aguado Ortega	36.006	27	Javier Aguado Ortega	30.148	11	27	Javier Aguado Ortega	1:47.547	1:47.635	11	
12	27	Javier Aguado Ortega	41.393	8	Luis García García	36.029	36	Iván Hernández González	30.149	12	22	Sergio Morera Hernandez	1:47.693	1:48.069	14	
13	22	Sergio Morera Hernandez	41.539	36	Iván Hernández González	36.363	22	Sergio Morera Hernandez	30.205	13	36	Iván Hernández González	1:47.747	1:47.760	13	
14	46	Fernando Navarrete Rodrigo	41.929	26	Hormigos Nicolás - Hernandez Peña	36.580	46	Fernando Navarrete Rodrigo	30.437	14	46	Fernando Navarrete Rodrigo	1:49.070	1:49.130	15	
15	48	Jaime Luis Latapia Llinas	42.496	46	Fernando Navarrete Rodrigo	36.704	26	Hormigos Nicolás - Hernandez Peña	30.789	15	26	Hormigos Nicolás - Hernandez Peña	1:49.966	1:50.457	16	
16	26	Hormigos Nicolás - Hernandez Peña	42.597	41	Diego Blanco Torrecilla	36.757	16	Miguel Cadenas Vega	30.932	16	41	Diego Blanco Torrecilla	1:50.488	1:51.100	19	
17	16	Miguel Cadenas Vega	42.610	49	Pablo Marcos Santamaria	36.990	49	Pablo Marcos Santamaria	31.003	17	49	Pablo Marcos Santamaria	1:50.665	1:50.901	17	
18	49	Pablo Marcos Santamaria	42.672	16	Miguel Cadenas Vega	37.173	41	Diego Blanco Torrecilla	31.052	18	16	Miguel Cadenas Vega	1:50.715	1:51.004	18	
19	41	Diego Blanco Torrecilla	42.679	48	Jaime Luis Latapia Llinas	37.669	48	Jaime Luis Latapia Llinas	31.108	19	48	Jaime Luis Latapia Llinas	1:51.273	1:51.841	20	
20	47	Alfonso Colomina Fajardo	43.170	50	Sergio Gualix Piris	37.942	47	Alfonso Colomina Fajardo	31.347	20	47	Alfonso Colomina Fajardo	1:52.526	1:52.526	21	
21	25	Javier Caño Hidalgo	43.473	45	Alvaro Pinto Fernandez	37.950	25	Javier Caño Hidalgo	31.610	21	45	Alvaro Pinto Fernandez	1:53.288	1:53.288	22	
22	42	Jesus Hernandez Jimenez	43.503	47	Alfonso Colomina Fajardo	38.009	45	Alvaro Pinto Fernandez	31.698	22	25	Javier Caño Hidalgo	1:53.482	1:54.073	23	
23	45	Alvaro Pinto Fernandez	43.640	42	Jesus Hernandez Jimenez	38.323	50	Sergio Gualix Piris	32.145	23	50	Sergio Gualix Piris	1:53.834	1:54.620	24	
24	50	Sergio Gualix Piris	43.747	25	Javier Caño Hidalgo	38.399	42	Jesus Hernandez Jimenez	32.271	24	42	Jesus Hernandez Jimenez	1:54.097	1:54.894	25	
25	3	Lucas Gonzalez-Anleo	44.547	20	Mario Alberto Moreno Rojas	38.645	14	Juan Carlos Martin Hernandez	32.314	25	20	Mario Alberto Moreno Rojas	1:55.607	1:56.257	26	
26	20	Mario Alberto Moreno Rojas	44.618	14	Juan Carlos Martin Hernandez	38.665	20	Mario Alberto Moreno Rojas	32.344	26	14	Juan Carlos Martin Hernandez	1:55.839	1:57.085	27	
27	14	Juan Carlos Martin Hernandez	44.860	43	Antonio Angel Garcia	38.771	43	Antonio Angel Garcia	32.691	27	43	Antonio Angel Garcia	1:57.159	1:57.373	28	
28	43	Antonio Angel Garcia	45.697	3	Lucas Gonzalez-Anleo	39.971	3	Lucas Gonzalez-Anleo	33.273	28	3	Lucas Gonzalez-Anleo	1:57.791	1:59.023	29	
29	19	Enrique Hernando Alonso	Transpon	19	Enrique Hernando Alonso	Transpon	19	Enrique Hernando Alonso	Transpon	29	19	Enrique Hernando Alonso	Transpon	1:47.696	12	





**Circuito del Jarama**  
**División 2**  
**Entrenamiento cronometrado**  
**5 Mejores Tiempos**

Cl	Nº	Concursante	Piloto 1	Piloto 2	Vehiculo	Cat	Cl	Mejor 1		Mejor 2		Mejor 3		Mejor 4		Mejor 5	
								Tiempo	Vta.	Tiempo	Vta.	Tiempo	Vta.	Tiempo	Vta.	Tiempo	Vta.
1	21	RACE	Jose M. De Los Milagros		SUBARU WRX Sti	5	1	1:42.833	8	1:42.950	6	1:43.086	9	1:49.351	3	1:55.922	2
2	15	A.D. DESGUACES LA TORRE	Carlos Esteban García		SEAT LEON MK 2	5	2	1:43.454	10	1:44.090	8	1:45.431	5	1:46.068	9	1:47.334	4
3	38	JORGE OTERO AGREDA	Jorge Otero Agreda		SEAT LEON MK 2	5	3	1:44.685	8	1:44.868	7	1:46.428	6	2:07.690	3	2:12.982	2
4	13	C.D.E. ULTIMA VUELTA	Luis Ruiz Moya		SEAT LEON MK 2	5	4	1:45.537	9	1:46.195	8	1:46.240	7	1:52.330	6	1:53.922	3
5	33	A.D. DESGUACES LA TORRE	Juan Francisco Gastañaga Martínez		SEAT LEON MK 2	6A	1	1:45.633	15	1:45.843	14	1:48.239	13	1:48.976	5	1:49.429	4
6	6	C.D.E. DEYSCOM SPORT	Francisco Comendador Romero		SUBARU WRX Sti	5	5	1:45.982	9	1:46.544	8	1:46.565	5	1:47.036	7	1:47.107	6
7	23	C.D.E. ULTIMA VUELTA	Fernando J. Bea Marton		SEAT LEON MK 2	5	6	1:46.802	9	1:47.412	5	1:47.684	8	1:48.396	7	1:49.055	6
8	8	A.D. DESGUACES LA TORRE	Luis García García		CUPRA TCR	6A	2	1:46.905	7	1:47.471	8	1:47.619	9	1:48.269	10	1:49.057	11
9	44	SMC Junior Motorsport	Mariano Esteban Trilla		RENAULT CLIO CUP IV	4	1	SMC 1:46.925	6	1:47.082	10	1:47.691	5	1:48.033	9	1:48.092	4
10	17	C.D.E. ULTIMA VUELTA	Francisco Pérez Sierra		PEUGEOT 207 EVO	4	2	1:47.125	12	1:47.889	11	1:48.361	10	1:48.795	9	1:50.657	5
11	27	SMC Junior Motorsport	Javier Aguado Ortega		RENAULT CLIO CUP IV	4	3	1:47.635	16	1:47.814	15	1:48.443	14	1:48.729	12	1:48.823	5
12	19	A.D. DESGUACES LA TORRE	Enrique Hernando Alonso	Jr	RENAULT CLIO CUP IV	4	4	SMC 1:47.696	5	1:51.211	3	1:55.504	2	2:13.274	6	2:13.649	7
13	36	CHEFO SPORT	Iván Hernández González	Jr	RENAULT CLIO CUP IV	4	5	1:47.760	14	1:47.834	10	1:48.029	13	1:48.304	9	1:48.808	11
14	22	SMC Junior Motorsport	Sergio Morera Hernandez		RENAULT CLIO CUP IV	4	6	SMC 1:48.069	15	1:48.198	18	1:48.369	12	1:48.486	17	1:48.549	14
15	46	A.D. DESGUACES LA TORRE	Fernando Navarrete Rodrigo		RENAULT CLIO CUP III	3	1	1:49.130	9	1:49.304	8	1:49.487	10	1:49.794	6	1:50.409	7
16	26	RACE	Borja Hormigos Nicolás	Hector Hernandez Benito	MINI Challenge	3	2	1:50.457	11	1:50.613	10	1:50.761	5	1:51.093	9	1:52.368	7
17	49	SMC Junior Motorsport	Pablo Marcos Santamaria		RENAULT CLIO CUP III	3	3	SMC 1:50.901	13	1:51.123	12	1:51.188	17	1:51.283	11	1:51.399	10
18	16	SMC Junior Motorsport	Miguel Cadenas Vega		RENAULT CLIO CUP III	3	4	SMC 1:51.004	5	1:51.122	8	1:51.365	9	1:51.453	11	1:51.826	6
19	41	Club Jarama Sport	Diego Blanco Torrecilla		PORSCHE 928	CL	1	1:51.100	8	1:51.379	9	1:56.325	7	1:58.278	5	1:58.792	6
20	48	SMC Junior Motorsport	Jaime Luis Latapia Llinas		RENAULT CLIO CUP III	3	5	SMC 1:51.841	8	1:52.302	6	1:52.589	5	1:53.119	7	1:55.557	4
21	47	A.D. DESGUACES LA TORRE	Alfonso Colomina Fajardo		RENAULT CLIO CUP III	3	6	1:52.526	9	1:53.312	12	1:53.345	10	1:53.387	8	1:53.444	11
22	45	SMC Junior Motorsport	Alvaro Pinto Fernandez		RENAULT CLIO CUP III	3	7	SMC 1:53.288	13	1:54.038	11	1:54.281	14	1:54.561	12	1:54.778	9
23	25	C.D.E. ULTIMA VUELTA	Javier Caño Hidalgo		RENAULT CLIO CUP IV	4	7	1:54.073	11	1:54.513	12	1:54.752	10	1:55.031	4	1:55.589	9
24	50	ESCUADERIA LEMANS	Sergio Gualix Piris		SEAT LEON MK 2	5	7	1:54.620	7	1:54.995	8	1:55.593	12	1:55.624	11	1:55.896	13
25	42	CHEFO SPORT	Jesus Hernandez Jimenez		RENAULT CLIO CUP IV	4	8	1:54.894	11	1:55.102	13	1:57.024	10	1:57.582	6	1:59.930	12
26	20	SMC Junior Motorsport	Mario Alberto Moreno Rojas		RENAULT CLIO CUP III	3	8	SMC 1:56.257	13	1:57.604	11	1:58.427	12	1:58.569	10	1:59.788	7
27	14	ESCUADERIA GREDOS	Juan Carlos Martin Hernandez		MINI COOPER 1.5 T	3	9	1:57.085	8	1:57.144	11	1:57.221	16	1:57.282	13	1:57.303	7
28	43	SMC Junior Motorsport	Antonio Angel Garcia Delicado		RENAULT CLIO CUP IV	4	9	SMC 1:57.373	16	1:57.871	15	1:59.648	14	1:59.741	12	2:00.909	13
29	3	A.E.C.D.	Lucas Gonzalez-Anleo Polo		PORSCHE 968 CS	CL	2	1:59.023	7	1:59.942	8	2:02.264	6	2:04.672	5	2:07.320	3



## Circuito del Jarama

### División 2

### Entrenamiento cronometrado

### Secuencia Vueltas Rápidas

<u>Vta.</u>	<u>Hora Día</u>	<u>Tiempo Sesión</u>	<u>Nº</u>	<u>Concursante</u>	<u>Piloto 1</u>	<u>Piloto 2</u>	<u>Vehículo</u>	<u>Cat</u>	<u>Tiempo</u>	<u>Km/h</u>
2	11:49:24.566	-35,434	21	RACE	Jose M. De Los Milagros		SUBARU WRX Sti	5	<b>1:55.922</b>	119.5
2	11:50:42.280	-17,720	19	A.D. DESGUACES LA	Enrique Hernando Alonso	Jr	RENAULT CLIO CUP IV	4 SMC	<b>1:55.504</b>	119.9
3	11:51:13.917	-46,083	21	RACE	Jose M. De Los Milagros		SUBARU WRX Sti	5	<b>1:49.351</b>	126.7
3	11:52:52.099	-7,901	44	SMC Junior Motorsport	Mariano Esteban Trilla		RENAULT CLIO CUP IV	4 SMC	<b>1:49.152</b>	126.9
4	11:54:40.191	-19,809	44	SMC Junior Motorsport	Mariano Esteban Trilla		RENAULT CLIO CUP IV	4 SMC	<b>1:48.092</b>	128.2
4	11:56:22.460	-37,540	15	A.D. DESGUACES LA	Carlos Esteban García		SEAT LEON MK 2	5	<b>1:47.334</b>	129.1
5	11:58:07.891	-52,109	15	A.D. DESGUACES LA	Carlos Esteban García		SEAT LEON MK 2	5	<b>1:45.431</b>	131.4
6	12:00:21.776	-38,224	21	RACE	Jose M. De Los Milagros		SUBARU WRX Sti	5	<b>1:42.950</b>	134.6
8	12:04:10.359	-49,641	21	RACE	Jose M. De Los Milagros		SUBARU WRX Sti	5	<b>1:42.833</b>	134.7