

Circuito del Jarama

División 1

2ª Carrera

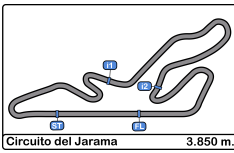
Resultados Provisionales

Cls	Nº	Concursante	Piloto 1	Piloto 2	Vehiculo	Cat	Cl	Vtas.	Tiempo	Dif 1º	Intervalo	Km/h	V.R.	Tiempo	Km/h
1	15	EFICAR TEAM	Jesus Lopez-Pozuelo Rivas		PEUGEOT 205 1.6	2B	1	10	19:29.436			118.5	2	1:51.215	124.6
2	8	ESCUADERIA GREDOS	Javier Moreno García		PEUGEOT 205 1.6	2B	2	10	19:29.780	0.344	0.344	118.4	8	1:54.364	121.1
3	9	EFICAR TEAM	Santiago Castilla Salinero		HYUNDAI GETZ 1.5 CRDi	2B	3	10	19:31.452	2.016	1.672	118.3	10	1:56.040	119.4
4	18	C.D.E. ULTIMA VUELTA	Francisco Torres Alcalá	Jr	HYUNDAI GETZ 1.5 CRDi	2A	1	10	19:48.983	19.547	17.531	116.5	2	1:57.872	117.5
5	14	RACE	Christian García García	Jr	HYUNDAI ACCENT 1.6	2A	2	10	19:53.847	24.411	4.864	116.0	9	1:57.667	117.7
6	5	C.D.E. ULTIMA VUELTA	Juan C. Fernandez Pedrero		CITROEN AX 1.6	EN	1	10	19:55.941	26.505	2.094	115.8	3	1:58.195	117.2
7	20	EFICAR TEAM	Juan Carlos Lopez Olmo		MERCEDES BENZ 190 2.3	EN	2	10	19:59.836	30.400	3.895	115.5	4	1:58.159	117.2
8	47	C.D.E. ULTIMA VUELTA	Miguel A. Abuin Taeño		PEUGEOT 205 2.0	EN	3	10	20:08.766	39.330	8.930	114.6	7	1:59.133	116.3
9	28	VSR MOTORSPORT	Enrique Sánchez González	Rk	BMW E36 325i	EN	4	10	20:09.198	39.762	0.432	114.6	3	1:57.303	118.1
10	11	PARADINAS MOTORSPORT	Agustín Gómez Serrano		HYUNDAI GETZ 1.6	2A	3	10	20:09.406	39.970	0.208	114.6	5	1:58.070	117.3
11	29	C.D.E. DEYSCOM SPORT	Carlos Plazio Gómez		CITROEN SAXO 1.6	2A	4	10	20:09.913	40.477	0.507	114.5	4	1:57.984	117.4
12	16	VSR MOTORSPORT	Raúl Ramperez Morán	<u>Oscar Auñon Fernandez</u>	BMW 325i	EN	5	10	20:34.623	1:05.187	24.710	112.2	3	2:01.404	114.1
13	27	EFICAR TEAM	Teo Antonio Pérez Palomo		BMW E36 325i	EN	6	10	20:35.477	1:06.041	0.854	112.1	10	2:01.344	114.2
14	30	ESCUADERIA MADRID	Julio Chapatte Cortes	<u>Jaime Artajo De No</u>	BMW E30 325i	EN	7	10	20:44.335	1:14.899	8.858	111.3	5	2:02.211	113.4
15	40	ANDRES SANCHEZ PEREZ	Andrés Sanchez Perez		HONDA CIVIC 1.6	EN	8	10	20:45.793	1:16.357	1.458	111.2	4	2:02.820	112.8
16	23	A.D. CLEMENTE ARROYO	Jesus Escolar Álvarez	<u>Antonio Vigara Tena</u>	HYUNDAI ACCENT 1.5	2A	5	10	20:50.751	1:21.315	4.958	110.8	5	2:03.253	112.4
17	24	JOSE D. BARTOL SALAZAR	José David Bartol Salazar	Rk	OPEL KADETT 2.0	EN	9	10	21:13.958	1:44.522	23.207	108.7	3	2:05.435	110.4
18	19	C.D.E. ULTIMA VUELTA	Adrián Martín Abraldes	Rk	HYUNDAI GETZ 1.5 CRDi	2A	6	10	21:38.437	2:09.001	24.479	106.7	2	2:04.874	110.9
19	38	RASANTE SPORT	Eduardo Martín Martínez	<u>Miguel Angel Martín Calvo</u>	VOLKSWAGEN GOLF	EN	10	9	19:47.003	1 Vta	1 Vta	105.0	7	2:09.120	107.3
20	46	EFICAR TEAM	José M. Rodríguez Cañibano	Rk	TOYOTA AYGO	KR	1	9	20:52.074	1 Vta	1:05.071	99.6	2	2:16.950	101.2
21	48	AS PONTES MOTORSPORT	Antonio Otero Montero		TOYOTA AYGO	KR	2	9	20:53.773	1 Vta	1.699	99.4	4	2:17.832	100.5
22	50	A.E.C.D.	Alvaro Serrano Aguilar		TOYOTA AYGO	KR	3	9	21:01.012	1 Vta	7.239	98.9	6	2:18.731	99.9
23	49	EFICAR TEAM	Jorge J. Rodríguez Cañibano		TOYOTA AYGO	KR	4	9	21:01.339	1 Vta	0.327	98.8	8	2:18.496	100.0
No clasificados: (Requerimientos: 75% del número de vueltas del lider = 8 Vueltas)															
12	12	RASANTE SPORT	Jaime Cela Talavera		CITROEN SAXO 1.6	2B	4	7	13:48.411	3 Vtas	2 Vtas	117.1	3	1:55.803	119.6
45	45	CLUB AUTOMOVIL SIERO	Jose Luis Crespillo Calderón	<u>Miguel Angel Ureña García</u>	FORD PUMA 1.6	1	1	7	14:48.013	3 Vtas	59.602	109.2	3	2:03.106	112.5
1	1	IGNACIO LEIRANA CASTILL	Ignacio J. Leirana Castillo		CITROEN AX 1.6	2B	5	2	3:57.686	8 Vtas	5 Vtas	116.6	1	1:53.744	121.8

Vuelta Rápida Jesus Lopez-Pozuelo Rivas en 1:51.215 a 124.6 Km/h en la vuelta 2

Publicado a las:.....

Comisarios Deportivos:	Director de Carrera:	Cronometrador:
-------------------------------	-----------------------------	-----------------------



Circuito del Jarama

División 1

2ª Carrera

Resultados Provisionales por categoría

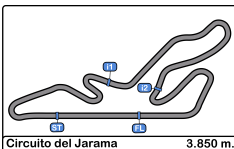
Cls	Nº	Concursante	Piloto 1	Piloto 2	Vehiculo	Cat	Cl	Vtas.	Tiempo	Dif 1º	Intervalo	Km/h	V.R.	Tiempo	Km/h
2B															
1	15	EFICAR TEAM	Jesus Lopez-Pozuelo Rivas		PEUGEOT 205 1.6	2B	1	10	19:29.436			118.5	2	1:51.215	124.6
2	8	ESCUADERIA GREDOS	Javier Moreno García		PEUGEOT 205 1.6	2B	2	10	19:29.780	0.344	0.344	118.4	8	1:54.364	121.1
3	9	EFICAR TEAM	Santiago Castilla Salinero		HYUNDAI GETZ 1.5 CRDi	2B	3	10	19:31.452	2.016	1.672	118.3	10	1:56.040	119.4
No clasificados: (Requerimientos: 75% del número de vueltas del lider = 8 Vueltas)															
	12	RASANTE SPORT	Jaime Cela Talavera		CITROEN SAXO 1.6	2B	4	7	13:48.411	3 Vtas	3 Vtas	117.1	3	1:55.803	119.6
	1	IGNACIO LEIRANA CASTILL	Ignacio J. Leirana Castillo		CITROEN AX 1.6	2B	5	2	3:57.686	8 Vtas	5 Vtas	116.6	1	1:53.744	121.8
2A															
1	18	C.D.E. ULTIMA VUELTA	Francisco Torres Alcalá	Jr	HYUNDAI GETZ 1.5 CRDi	2A	1	10	19:48.983			116.5	2	1:57.872	117.5
2	14	RACE	Christian García García	Jr	HYUNDAI ACCENT 1.6	2A	2	10	19:53.847	24.411	4.864	116.0	9	1:57.667	117.7
3	11	PARADINAS MOTORSPORT	Agustín Gómez Serrano		HYUNDAI GETZ 1.6	2A	3	10	20:09.406	39.970	15.559	114.6	5	1:58.070	117.3
4	29	C.D.E. DEYSCOM SPORT	Carlos Plazio Gómez		CITROEN SAXO 1.6	2A	4	10	20:09.913	40.477	0.507	114.5	4	1:57.984	117.4
5	23	A.D. CLEMENTE ARROYO	Jesus Escolar Álvarez	Antonio Vígara Tena	HYUNDAI ACCENT 1.5	2A	5	10	20:50.751	1:21.315	40.838	110.8	5	2:03.253	112.4
6	19	C.D.E. ULTIMA VUELTA	Adrián Martín Abrales	Rk	HYUNDAI GETZ 1.5 CRDi	2A	6	10	21:38.437	2:09.001	47.686	106.7	2	2:04.874	110.9
EN															
1	5	C.D.E. ULTIMA VUELTA	Juan C. Fernandez Pedrero		CITROEN AX 1.6	EN	1	10	19:55.941			115.8	3	1:58.195	117.2
2	20	EFICAR TEAM	Juan Carlos Lopez Olmo		MERCEDES BENZ 190 2.3	EN	2	10	19:59.836	30.400	3.895	115.5	4	1:58.159	117.2
3	47	C.D.E. ULTIMA VUELTA	Miguel A. Abuin Taeño		PEUGEOT 205 2.0	EN	3	10	20:08.766	39.330	8.930	114.6	7	1:59.133	116.3
4	28	VSR MOTORSPORT	Enrique Sánchez González	Rk	BMW E36 325i	EN	4	10	20:09.198	39.762	0.432	114.6	3	1:57.303	118.1
5	16	VSR MOTORSPORT	Raúl Ramperez Morán	Oscar Auñón Fernandez	BMW 325i	EN	5	10	20:34.623	1:05.187	25.425	112.2	3	2:01.404	114.1
6	27	EFICAR TEAM	Teo Antonio Pérez Palomo		BMW E36 325i	EN	6	10	20:35.477	1:06.041	0.854	112.1	10	2:01.344	114.2
7	30	ESCUADERIA MADRID	Julio Chapatte Cortes	Jaime Artajo De No	BMW E30 325i	EN	7	10	20:44.335	1:14.899	8.858	111.3	5	2:02.211	113.4
8	40	ANDRES SANCHEZ PEREZ	Andrés Sanchez Perez		HONDA CIVIC 1.6	EN	8	10	20:45.793	1:16.357	1.458	111.2	4	2:02.820	112.8
9	24	JOSE D. BARTOL SALAZAR	José David Bartol Salazar	Rk	OPEL KADETT 2.0	EN	9	10	21:13.958	1:44.522	28.165	108.7	3	2:05.435	110.4
10	38	RASANTE SPORT	Eduardo Martín Martínez	Miguel Angel Martín Calvo	VOLKSWAGEN GOLF	EN	10	9	19:47.003	1 Vta	1 Vta	105.0	7	2:09.120	107.3
KR															
1	46	EFICAR TEAM	José M. Rodríguez Cañibano	Rk	TOYOTA AYGO	KR	1	9	20:52.074			99.6	2	2:16.950	101.2
2	48	AS PONTES MOTORSPORT	Antonio Otero Montero		TOYOTA AYGO	KR	2	9	20:53.773	1 Vta	1.699	99.4	4	2:17.832	100.5
3	50	A.E.C.D.	Alvaro Serrano Aguilar		TOYOTA AYGO	KR	3	9	21:01.012	1 Vta	7.239	98.9	6	2:18.731	99.9
4	49	EFICAR TEAM	Jorge J. Rodríguez Cañibano		TOYOTA AYGO	KR	4	9	21:01.339	1 Vta	0.327	98.8	8	2:18.496	100.0
1															
No clasificados: (Requerimientos: 75% del número de vueltas del lider = 8 Vueltas)															
	45	CLUB AUTOMOVIL SIERO	Jose Luis Crespillo Calderón	Miguel Angel Ureña García	FORD PUMA 1.6	1	1	7	14:48.013			109.2	3	2:03.106	112.5

Vuelta Rápida Jesus Lopez-Pozuelo Rivas en 1:51.215 a 124.6 Km/h en la vuelta 2

Publicado a las:.....

Comisarios Deportivos:	Director de Carrera:	Cronometrador:
-------------------------------	-----------------------------	-----------------------





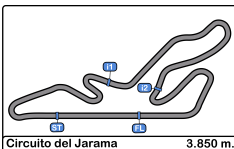
Circuito del Jarama

División 1

2ª Carrera

Clasificación Provisional por Vuelta Rápida de Piloto

Clas	Nº	Concursante	Vehiculo	Piloto	Cat	Clas	Vtas.	V.R	Tiempo	Dif 1º	Intervalo	Km/h
1	15	EFICAR TEAM	PEUGEOT 205 1.6	Jesus Lopez-Pozuelo Rivas	2B	1	10	2	1:51.215			124.6
2	1	IGNACIO LEIRANA CASTILLO	CITROEN AX 1.6	Ignacio J. Leirana Castillo	2B	2	2	1	1:53.744	2.529	2.529	121.8
3	8	ESCUADERIA GREDOS	PEUGEOT 205 1.6	Javier Moreno García	2B	3	10	8	1:54.364	3.149	0.620	121.1
4	12	RASANTE SPORT	CITROEN SAXO 1.6	Jaime Cela Talavera	2B	4	7	3	1:55.803	4.588	1.439	119.6
5	9	EFICAR TEAM	HYUNDAI GETZ 1.5 CRDi	Santiago Castilla Salinero	2B	5	10	10	1:56.040	4.825	0.237	119.4
6	28	VSR MOTORSPORT	BMW E36 325i	Enrique Sánchez González	EN	1	10	3	1:57.303	6.088	1.263	118.1
7	14	RACE	HYUNDAI ACCENT 1.6	Christian García García	2A	1	10	9	1:57.667	6.452	0.364	117.7
8	18	C.D.E. ULTIMA VUELTA	HYUNDAI GETZ 1.5 CRDi	Francisco Torres Alcala	2A	2	10	2	1:57.872	6.657	0.205	117.5
9	29	C.D.E. DEYSCOM SPORT	CITROEN SAXO 1.6	Carlos Plazio Gómez	2A	3	10	4	1:57.984	6.769	0.112	117.4
10	11	PARADINAS MOTORSPORT	HYUNDAI GETZ 1.6	Agustín Gómez Serrano	2A	4	10	5	1:58.070	6.855	0.086	117.3
11	20	EFICAR TEAM	MERCEDES BENZ 190 2.3	Juan Carlos Lopez Olmo	EN	2	10	4	1:58.159	6.944	0.089	117.2
12	5	C.D.E. ULTIMA VUELTA	CITROEN AX 1.6	Juan C. Fernandez Pedrero	EN	3	10	3	1:58.195	6.980	0.036	117.2
13	47	C.D.E. ULTIMA VUELTA	PEUGEOT 205 2.0	Miguel A. Abuin Taeño	EN	4	10	7	1:59.133	7.918	0.938	116.3
14	27	EFICAR TEAM	BMW E36 325i	Teo Antonio Pérez Palomo	EN	5	10	10	2:01.344	10.129	2.211	114.2
15	16	VSR MOTORSPORT	BMW 325i	Oscar Auñon Fernandez	EN	6	10	3	2:01.404	10.189	0.060	114.1
16	30	ESCUADERIA MADRID HISTORIC	BMW E30 325i	Jaime Artajo De No	EN	7	10	5	2:02.211	10.996	0.807	113.4
17	40	ANDRES SANCHEZ PEREZ	HONDA CIVIC 1.6	Andrés Sanchez Perez	EN	8	10	4	2:02.820	11.605	0.609	112.8
18	45	CLUB AUTOMOVIL SIERO	FORD PUMA 1.6	Miguel Angel Ureña García	1	1	7	3	2:03.106	11.891	0.286	112.5
19	23	A.D. CLEMENTE ARROYO	HYUNDAI ACCENT 1.5	Antonio Vígara Tena	2A	5	10	5	2:03.253	12.038	0.147	112.4
20	19	C.D.E. ULTIMA VUELTA	HYUNDAI GETZ 1.5 CRDi	Adrián Martín Abrales	2A	6	10	2	2:04.874	13.659	1.621	110.9
21	24	JOSE D. BARTOL SALAZAR	OPEL KADETT 2.0	José David Bartol Salazar	EN	9	10	3	2:05.435	14.220	0.561	110.4
22	38	RASANTE SPORT	VOLKSWAGEN GOLF	Miguel Angel Martin Calvo	EN	10	9	7	2:09.120	17.905	3.685	107.3
23	46	EFICAR TEAM	TOYOTA AYGO	José M. Rodríguez Cañibano	KR	1	9	2	2:16.950	25.735	7.830	101.2
24	48	AS PONTES MOTORSPORT	TOYOTA AYGO	Antonio Otero Montero	KR	2	9	4	2:17.832	26.617	0.882	100.5
25	49	EFICAR TEAM	TOYOTA AYGO	Jorge J. Rodríguez Cañibano	KR	3	9	8	2:18.496	27.281	0.664	100.0
26	50	A.E.C.D.	TOYOTA AYGO	Alvaro Serrano Aguilar	KR	4	9	6	2:18.731	27.516	0.235	99.9



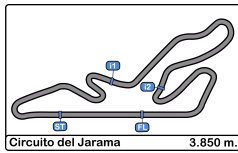
Circuito del Jarama

División 1

2ª Carrera

Distancia y Velocidad Media

Cls	Nº	Concursante	Piloto 1	Piloto 2	Vehiculo	Cat	Cls	Vtas.	Distancia	Tiempo	Km/h
1	15	EFICAR TEAM	Jesus Lopez-Pozuelo Rivas		PEUGEOT 205 1.6	2B	1	10	38.50	19:29.436	118.5
2	8	ESCUADERIA GREDOS	Javier Moreno García		PEUGEOT 205 1.6	2B	2	10	38.50	19:29.780	118.4
3	9	EFICAR TEAM	Santiago Castilla Salinero		HYUNDAI GETZ 1.5 CRDi	2B	3	10	38.50	19:31.452	118.3
4	18	C.D.E. ULTIMA VUELTA	Francisco Torres Alcalá	Jr	HYUNDAI GETZ 1.5 CRDi	2A	1	10	38.50	19:48.983	116.5
5	14	RACE	Christian García García	Jr	HYUNDAI ACCENT 1.6	2A	2	10	38.50	19:53.847	116.0
6	5	C.D.E. ULTIMA VUELTA	Juan C. Fernandez Pedrero		CITROEN AX 1.6	EN	1	10	38.50	19:55.941	115.8
7	20	EFICAR TEAM	Juan Carlos Lopez Olmo		MERCEDES BENZ 190 2.3	EN	2	10	38.50	19:59.836	115.5
8	47	C.D.E. ULTIMA VUELTA	Miguel A. Abuin Taeño		PEUGEOT 205 2.0	EN	3	10	38.50	20:08.766	114.6
9	28	VSR MOTORSPORT	Enrique Sánchez González	Rk	BMW E36 325i	EN	4	10	38.50	20:09.198	114.6
10	11	PARADINAS MOTORSPORT	Agustín Gómez Serrano		HYUNDAI GETZ 1.6	2A	3	10	38.50	20:09.406	114.6
11	29	C.D.E. DEYSCOM SPORT	Carlos Plazio Gómez		CITROEN SAXO 1.6	2A	4	10	38.50	20:09.913	114.5
12	16	VSR MOTORSPORT	Raúl Ramperez Morán	<u>Oscar Auñón Fernandez</u>	BMW 325i	EN	5	10	38.50	20:34.623	112.2
13	27	EFICAR TEAM	Teo Antonio Pérez Palomo		BMW E36 325i	EN	6	10	38.50	20:35.477	112.1
14	30	ESCUADERIA MADRID HISTO	Julio Chapatte Cortes	<u>Jaime Artajo De No</u>	BMW E30 325i	EN	7	10	38.50	20:44.335	111.3
15	40	ANDRES SANCHEZ PEREZ	Andrés Sanchez Perez		HONDA CIVIC 1.6	EN	8	10	38.50	20:45.793	111.2
16	23	A.D. CLEMENTE ARROYO	Jesus Escolar Álvarez	<u>Antonio Vigará Tena</u>	HYUNDAI ACCENT 1.5	2A	5	10	38.50	20:50.751	110.8
17	24	JOSE D. BARTOL SALAZAR	José David Bartol Salazar	Rk	OPEL KADETT 2.0	EN	9	10	38.50	21:13.958	108.7
18	19	C.D.E. ULTIMA VUELTA	Adrián Martín Abaldes	Rk	HYUNDAI GETZ 1.5 CRDi	2A	6	10	38.50	21:38.437	106.7
19	38	RASANTE SPORT	Eduardo Martín Martínez	<u>Miguel Angel Martín Calvo</u>	VOLKSWAGEN GOLF	EN	10	9	34.65	19:47.003	105.0
20	46	EFICAR TEAM	José M. Rodríguez Cañibano	Rk	TOYOTA AYGO	KR	1	9	34.65	20:52.074	99.6
21	48	AS PONTES MOTORSPORT	Antonio Otero Montero		TOYOTA AYGO	KR	2	9	34.65	20:53.773	99.4
22	50	A.E.C.D.	Alvaro Serrano Aguilar		TOYOTA AYGO	KR	3	9	34.65	21:01.012	98.9
23	49	EFICAR TEAM	Jorge J. Rodríguez Cañibano		TOYOTA AYGO	KR	4	9	34.65	21:01.339	98.8
No clasificados: (Requerimientos: 75% del número de vueltas del líder = 8 Vueltas)											
12		RASANTE SPORT	Jaime Cela Talavera		CITROEN SAXO 1.6	2B	4	7	26.95	13:48.411	117.1
45		CLUB AUTOMOVIL SIERO	Jose Luis Crespillo Calderón	<u>Miguel Angel Ureña García</u>	FORD PUMA 1.6	1	1	7	26.95	14:48.013	109.2
1		IGNACIO LEIRANA CASTILL	Ignacio J. Leirana Castillo		CITROEN AX 1.6	2B	5	2	07.70	3:57.686	116.6



Circuito del Jarama

División 1

2ª Carrera

Tiempos Por Vuelta

1 1 Ignacio J. Leirana Castillo CITROEN AX 1.6
2B 2 IGNACIO LEIRANA CASTILLO

Vta	D	Tiempo	Sector 1	Sector 2	Sector 3	V.Max	Elapsed
1		1:53.744	45.985	37.149	30.610		1:53.744
2		2:03.942 P	42.699	37.238	44.005		3:57.686

5 1 Juan C. Fernandez Pedrero CITROEN AX 1.6
EN 2 C.D.E. ULTIMA VUELTA

Vta	D	Tiempo	Sector 1	Sector 2	Sector 3	V.Max	Elapsed
1		2:07.759	53.903	40.502	33.354		2:07.759
2		1:59.298	45.609	40.325	33.364		4:07.057
3		1:58.195	45.621	39.423	33.151		6:05.252
4		1:58.339	45.715	39.442	33.182		8:03.591
5		1:58.502	45.811	39.369	33.322		10:02.093
6		1:59.278	46.056	39.983	33.239		12:01.371
7		1:58.792	45.817	39.474	33.501		14:00.163
8		1:58.619	45.783	39.585	33.251		15:58.782
9		1:58.412	45.498	39.338	33.576		17:57.194
10		1:58.747	45.838	39.505	33.404		19:55.941

8 1 Javier Moreno García PEUGEOT 205 1.6
2B 2 ESCUDERIA GREDOS

Vta	D	Tiempo	Sector 1	Sector 2	Sector 3	V.Max	Elapsed
1		2:00.869	47.773	40.357	32.739		2:00.869
2		1:56.311	44.827	39.055	32.429		3:57.180
3		1:54.920	44.380	38.526	32.014		5:52.100
4		1:57.215	45.220	39.904	32.091		7:49.315
5		1:56.698	43.776	40.781	32.141		9:46.013
6		1:57.232	44.009	38.527	34.696		11:43.245
7		1:58.685	46.752	39.749	32.184		13:41.930
8		1:54.364	43.936	38.432	31.996		15:36.294
9		1:57.289	43.932	38.632	34.725		17:33.583
10		1:56.197	45.282	38.770	32.145		19:29.780

9 1 Santiago Castilla Salinero HYUNDAI GETZ 1.5 CRDi
2B 2 EFICAR TEAM

Vta	D	Tiempo	Sector 1	Sector 2	Sector 3	V.Max	Elapsed
1		1:58.850	46.385	39.521	32.944		1:58.850
2		1:56.052	44.319	39.371	32.362		3:54.902
3		1:56.713	45.123	39.095	32.495		5:51.615
4		1:57.357	45.440	39.542	32.375		7:48.972
5		1:56.689	44.835	39.203	32.651		9:45.661
6		1:57.522	44.758	39.134	33.630		11:43.183
7		1:58.342	46.340	39.570	32.432		13:41.525
8		1:56.289	44.855	39.165	32.269		15:37.814
9		1:57.598	44.296	39.617	33.685		17:35.412
10		1:56.040	44.565	39.174	32.301		19:31.452

11 1 Agustín Gómez Serrano HYUNDAI GETZ 1.6
2A 2 PARADINAS MOTORSPORT

Vta	D	Tiempo	Sector 1	Sector 2	Sector 3	V.Max	Elapsed
1		2:08.862	52.247	42.874	33.741		2:08.862
2		2:01.608	47.622	41.035	32.951		4:10.470
3		1:58.899	45.400	40.332	33.167		6:09.369
4		2:00.383	46.567	40.712	33.104		8:09.752
5		1:58.070	45.316	39.600	33.154		10:07.822
6		1:59.185	45.638	39.809	33.738		12:07.007
7		1:59.041	45.427	40.353	33.261		14:06.048
8		2:00.116	45.730	40.583	33.803		16:06.164
9		2:00.825	46.136	40.391	34.298		18:06.989
10		2:02.417	48.024	40.486	33.907		20:09.406

12 1 Jaime Cela Talavera CITROEN SAXO 1.6
2B 2 RASANTE SPORT

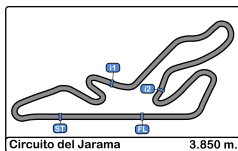
Vta	D	Tiempo	Sector 1	Sector 2	Sector 3	V.Max	Elapsed
1		2:05.433	50.518	41.157	33.758		2:05.433
2		1:56.152	44.598	38.965	32.589		4:01.585
3		1:55.803	43.858	39.727	32.218		5:57.388
4		1:56.717	43.871	39.252	33.594		7:54.105
5		1:58.351	44.465	41.090	32.796		9:52.456
6		1:58.005	43.763	40.438	33.804		11:50.461
7		1:57.950	45.166	40.154	32.630		13:48.411
8			44.066				

14 1 Christian García García HYUNDAI ACCENT 1.6
2A 2 RACE

Vta	D	Tiempo	Sector 1	Sector 2	Sector 3	V.Max	Elapsed
1		2:03.590	49.778	40.339	33.473		2:03.590
2		1:59.677	45.863	40.762	33.052		4:03.267
3		1:59.001	45.363	40.358	33.280		6:02.268
4		1:59.242	46.229	40.002	33.011		8:01.510
5		1:59.881	45.660	40.445	33.776		10:01.391
6		1:58.708	46.087	39.578	33.043		12:00.099
7		1:59.044	45.671	40.115	33.258		13:59.143
8		1:58.710	45.761	39.966	32.983		15:57.853
9		1:57.667	44.788	39.709	33.170		17:55.520
10		1:58.327	45.210	40.011	33.106		19:53.847

15 1 Jesus Lopez-Pozuelo Rivas PEUGEOT 205 1.6
2B 2 EFICAR TEAM

Vta	D	Tiempo	Sector 1	Sector 2	Sector 3	V.Max	Elapsed
1		1:53.050	44.687	37.341	31.022		1:53.050
2		1:51.215	43.010	37.045	31.160		3:44.265
3		1:52.734	43.055	37.769	31.910		5:36.999
4		1:54.723	44.455	38.243	32.025		7:31.722
5		1:57.744	45.704	39.529	32.511		9:29.466
6		1:58.849	46.294	39.586	32.969		11:28.315
7		2:00.515	46.756	40.357	33.402		13:28.830
8		2:01.052	46.766	40.193	34.093		15:29.882
9		2:02.961	44.932	41.630	36.399		17:32.843
10		1:56.593	45.381	38.536	32.676		19:29.436



Circuito del Jarama

División 1

2ª Carrera

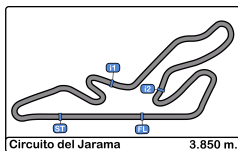
Tiempos Por Vuelta

16							23								
1 Raúl Ramperez Morán			BMW 325i				1 Jesus Escolar Álvarez			HYUNDAI ACCENT 1.5					
EN			VSR MOTORSPORT				2A			A.D. CLEMENTE ARROYO					
Vta	D	Tiempo	Sector 1	Sector 2	Sector 3	V.Max	Elapsed	Vta	D	Tiempo	Sector 1	Sector 2	Sector 3	V.Max	Elapsed
1	2	2:10.259	54.191	42.018	34.050		2:10.259	1	2	2:08.667	51.803	42.106	34.758		2:08.667
2	2	2:03.094	47.001	42.376	33.717		4:13.353	2	2	2:04.071	47.529	42.240	34.302		4:12.738
3	2	2:01.404	46.069	41.210	34.125		6:14.757	3	2	2:03.740	47.453	41.714	34.573		6:16.478
4	2	2:01.549	46.103	41.543	33.903		8:16.306	4	2	2:05.140	47.412	42.562	35.166		8:21.618
5	2	2:02.637	46.880	41.463	34.294		10:18.943	5	2	2:03.253	47.086	41.598	34.569		10:24.871
6	2	2:02.762	47.090	41.427	34.245		12:21.705	6	2	2:04.163	47.448	41.747	34.968		12:29.034
7	2	2:02.843	46.788	41.746	34.309		14:24.548	7	2	2:03.566	47.243	41.736	34.587		14:32.600
8	2	2:02.550	47.197	41.414	33.939		16:27.098	8	2	2:09.146	47.634	46.923	34.589		16:41.746
9	2	2:05.501	47.233	42.810	35.458		18:32.599	9	2	2:03.918	47.278	41.973	34.667		18:45.664
10	2	2:02.024	46.626	41.332	34.066		20:34.623	10	2	2:05.087	47.416	42.715	34.956		20:50.751

18							24								
1 Francisco Torres Alcala			HYUNDAI GETZ 1.5 CRDi				1 José David Bartol Salazar			OPEL KADETT 2.0					
2A			C.D.E. ULTIMA VUELTA				EN			JOSE D. BARTOL SALAZAR					
Vta	D	Tiempo	Sector 1	Sector 2	Sector 3	V.Max	Elapsed	Vta	D	Tiempo	Sector 1	Sector 2	Sector 3	V.Max	Elapsed
1		1:58.526	45.592	39.852	33.082		1:58.526	1		2:16.335	57.531	43.292	35.512		2:16.335
2		1:57.872	45.277	39.799	32.796		3:56.398	2		2:06.033	48.739	41.990	35.304		4:22.368
3		1:58.336	45.970	39.538	32.828		5:54.734	3		2:05.435	48.457	41.989	34.989		6:27.803
4		1:58.188	45.382	39.838	32.968		7:52.922	4		2:06.061	48.201	42.356	35.504		8:33.864
5		1:59.317	45.613	40.778	32.926		9:52.239	5		2:06.244	48.219	42.454	35.571		10:40.108
6		1:58.568	45.395	39.921	33.252		11:50.807	6		2:06.223	48.762	42.258	35.203		12:46.331
7		1:58.749	45.566	40.179	33.004		13:49.556	7		2:05.528	48.109	41.765	35.654		14:51.859
8		1:59.238	45.391	40.552	33.295		15:48.794	8		2:09.580	48.480	45.003	36.097		17:01.439
9		1:59.528	45.682	40.217	33.629		17:48.322	9		2:05.608	48.192	42.501	34.915		19:07.047
10		2:00.661	46.038	40.557	34.066		19:48.983	10		2:06.911	48.560	42.757	35.594		21:13.958

19							27								
1 Adrián Martín Abrales			HYUNDAI GETZ 1.5 CRDi				1 Teo Antonio Pérez Palomo			BMW E36 325i					
2A			C.D.E. ULTIMA VUELTA				EN			EFICAR TEAM					
Vta	D	Tiempo	Sector 1	Sector 2	Sector 3	V.Max	Elapsed	Vta	D	Tiempo	Sector 1	Sector 2	Sector 3	V.Max	Elapsed
1		2:14.245	53.620	43.685	36.940		2:14.245	1		2:12.086	54.835	42.537	34.714		2:12.086
2		2:04.874	48.425	41.922	34.527		4:19.119	2		2:02.211	45.929	42.005	34.277		4:14.297
3		2:05.379	48.866	41.830	34.683		6:24.498	3		2:02.554	46.495	41.554	34.505		6:16.851
4		2:07.069	47.185	43.896	35.988		8:31.567	4		2:04.205	47.541	41.759	34.905		8:21.056
5		2:08.341	48.656	43.847	35.838		10:39.908	5		2:01.723	46.392	41.286	34.045		10:22.779
6		2:12.639	50.819	45.071	36.749		12:52.547	6		2:01.895	46.366	41.517	34.012		12:24.674
7		2:13.448	50.589	45.550	37.309		15:05.995	7		2:01.837	46.687	41.283	33.867		14:26.511
8		2:12.470	50.854	44.966	36.650		17:18.465	8		2:02.764	46.613	41.754	34.397		16:29.275
9		2:10.768	50.046	45.224	35.498		19:29.233	9		2:04.858	46.837	42.201	35.820		18:34.133
10		2:09.204	48.896	43.732	36.576		21:38.437	10		2:01.344	46.543	40.998	33.803		20:35.477

20							28								
1 Juan Carlos Lopez Olmo			MERCEDES BENZ 190 2.3				1 Enrique Sánchez González			BMW E36 325i					
EN			EFICAR TEAM				EN			VSR MOTORSPORT					
Vta	D	Tiempo	Sector 1	Sector 2	Sector 3	V.Max	Elapsed	Vta	D	Tiempo	Sector 1	Sector 2	Sector 3	V.Max	Elapsed
1		2:05.548	52.738	39.515	33.295		2:05.548	1		2:13.061	55.750	42.803	34.508		2:13.061
2		1:58.505	45.376	39.946	33.183		4:04.053	2		1:59.471	45.378	40.652	33.441		4:12.532
3		1:58.880	45.678	39.865	33.337		6:02.933	3		1:57.303	44.904	39.639	32.760		6:09.835
4		1:58.159	45.197	39.693	33.269		8:01.092	4		1:58.239	45.861	39.729	32.649		8:08.074
5		2:00.796	46.142	40.884	33.770		10:01.888	5		1:58.659	44.949	40.151	33.559		10:06.733
6		1:59.320	45.808	39.896	33.616		12:01.208	6		1:57.576	45.303	39.596	32.677		12:04.309
7		2:00.463	46.263	40.339	33.861		14:01.671	7		1:58.673	44.941	39.868	33.864		14:02.982
8		1:59.926	46.493	39.969	33.464		16:01.597	8		1:59.155	46.478	40.018	32.659		16:02.137
9		1:58.855	45.462	40.047	33.346		18:00.452	9		2:04.546	45.820	43.822	34.904		18:06.683
10		1:59.384	45.544	40.239	33.601		19:59.836	10		2:02.515	47.301	41.297	33.917		20:09.198



Circuito del Jarama

División 1

2ª Carrera

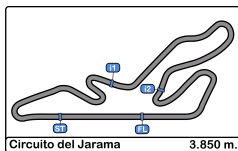
Tiempos Por Vuelta

29							45								
2A		2		C.D.E. DEYSCOM SPORT			1		2		CLUB AUTOMOVIL SIERO				
1 Carlos Plazio Gómez CITROEN SAXO 1.6							1 Jose Luis Crespillo Calderón FORD PUMA 1.6								
Vta	D	Tiempo	Sector 1	Sector 2	Sector 3	V.Max	Elapsed	Vta	D	Tiempo	Sector 1	Sector 2	Sector 3	V.Max	Elapsed
1		2:00.364	47.346	39.763	33.255		2:00.364	1	2	2:14.807	56.833	42.671	35.303		2:14.807
2		1:59.363	46.017	39.905	33.441		3:59.727	2	2	2:05.382	48.439	42.127	34.816		4:20.189
3		1:58.894	45.501	39.596	33.797		5:58.621	3	2	2:03.106	46.995	41.443	34.668		6:23.295
4		1:57.984	45.196	39.500	33.288		7:56.605	4	2	2:04.591	47.307	41.852	35.432		8:27.886
5		1:59.118	45.260	39.417	34.441		9:55.723	5	2	2:06.554	48.486	42.510	35.558		10:34.440
6		2:03.214	47.955	40.796	34.463		11:58.937	6	2	2:06.232	47.758	42.415	36.059		12:40.672
7		2:04.172	46.688	41.776	35.708		14:03.109	7	2	2:07.341	48.952	42.861	35.528		14:48.013
8		2:02.344	46.827	41.362	34.155		16:05.453	8	2		48.867	47.731			
9		2:02.945	47.419	41.231	34.295		18:08.398								
10		2:01.515	46.338	41.425	33.752		20:09.913								

30							46								
EN		2		ESCUDERIA MADRID HISTORICOS			KR		2		EFICAR TEAM				
1 Julio Chapatte Cortes BMW E30 325i							1 José M. Rodriguez Cañibano TOYOTA AYGO								
Vta	D	Tiempo	Sector 1	Sector 2	Sector 3	V.Max	Elapsed	Vta	D	Tiempo	Sector 1	Sector 2	Sector 3	V.Max	Elapsed
1	2	2:14.281	55.192	43.656	35.433		2:14.281	1	1	2:26.482	1:00.287	47.113	39.082		2:26.482
2	2	2:03.309	47.418	41.746	34.145		4:17.590	2	1	2:16.950	51.751	47.246	37.953		4:43.432
3	2	2:03.133	47.271	41.476	34.386		6:20.723	3	1	2:17.857	51.979	47.885	37.993		7:01.289
4	2	2:02.216	46.722	41.326	34.168		8:22.939	4	1	2:17.953	51.870	48.047	38.036		9:19.242
5	2	2:02.211	46.561	41.422	34.228		10:25.150	5	1	2:18.623	52.869	47.550	38.204		11:37.865
6	2	2:04.479	47.991	41.833	34.655		12:29.629	6	1	2:18.816	52.899	47.408	38.509		13:56.681
7	2	2:03.590	47.396	41.683	34.511		14:33.219	7	1	2:19.308	53.034	47.401	38.873		16:15.989
8	2	2:05.300	49.020	41.526	34.754		16:38.519	8	1	2:18.576	52.732	47.539	38.305		18:34.565
9	2	2:03.058	46.837	41.621	34.600		18:41.577	9	1	2:17.509	51.996	47.325	38.188		20:52.074
10	2	2:02.758	46.683	41.808	34.267		20:44.335								

38							47								
EN		2		RASANTE SPORT			EN		2		C.D.E. ULTIMA VUELTA				
1 Eduardo Martin Martinez VOLKSWAGEN GOLF							1 Miguel A. Abuin Taeño PEUGEOT 205 2.0								
Vta	D	Tiempo	Sector 1	Sector 2	Sector 3	V.Max	Elapsed	Vta	D	Tiempo	Sector 1	Sector 2	Sector 3	V.Max	Elapsed
1	2	2:20.284	58.368	45.261	36.655		2:20.284	1	1	2:06.918	53.347	40.034	33.537		2:06.918
2	2	2:11.050	49.692	44.779	36.579		4:31.334	2	1	2:01.024	46.183	41.564	33.277		4:07.942
3	2	2:10.922	49.652	44.526	36.744		6:42.256	3	1	1:59.442	46.088	39.879	33.475		6:07.384
4	2	2:10.572	49.394	44.737	36.441		8:52.828	4	1	1:59.373	45.956	39.593	33.824		8:06.757
5	2	2:10.772	49.363	44.712	36.697		11:03.600	5	1	1:59.822	45.969	39.885	33.968		10:06.579
6	2	2:09.746	49.307	44.133	36.306		13:13.346	6	1	1:59.962	46.279	39.691	33.992		12:06.541
7	2	2:09.120	49.069	44.040	36.011		15:22.466	7	1	1:59.133	45.822	39.733	33.578		14:05.674
8	2	2:13.794	49.007	44.821	39.966		17:36.260	8	1	2:00.051	46.057	40.131	33.863		16:05.725
9	2	2:10.743	50.467	43.890	36.386		19:47.003	9	1	2:01.087	46.032	40.553	34.502		18:06.812
								10	1	2:01.954	47.530	40.263	34.161		20:08.766

40							48								
EN		2		ANDRES SANCHEZ PEREZ			KR		2		AS PONTES MOTORSPORT				
1 Andrés Sanchez Perez HONDA CIVIC 1.6							1 Antonio Otero Montero TOYOTA AYGO								
Vta	D	Tiempo	Sector 1	Sector 2	Sector 3	V.Max	Elapsed	Vta	D	Tiempo	Sector 1	Sector 2	Sector 3	V.Max	Elapsed
1		2:13.042	55.232	42.912	34.898		2:13.042	1	1	2:24.945	59.305	47.467	38.173		2:24.945
2		2:03.950	47.757	41.724	34.469		4:16.992	2	1	2:18.209	52.110	47.856	38.243		4:43.154
3		2:04.480	48.537	41.691	34.252		6:21.472	3	1	2:17.930	51.949	47.821	38.160		7:01.084
4		2:02.820	47.224	41.371	34.225		8:24.292	4	1	2:17.832	51.734	47.957	38.141		9:18.916
5		2:03.332	47.713	41.145	34.474		10:27.624	5	1	2:19.199	52.783	48.052	38.364		11:38.115
6		2:03.593	47.619	41.483	34.491		12:31.217	6	1	2:18.939	52.945	47.643	38.351		13:57.054
7		2:04.019	47.706	41.723	34.590		14:35.236	7	1	2:18.892	52.467	47.374	39.051		16:15.946
8		2:03.853	48.001	41.321	34.531		16:39.089	8	1	2:19.453	53.122	47.645	38.686		18:35.399
9		2:03.375	47.555	41.295	34.525		18:42.464	9	1	2:18.374	52.008	47.844	38.522		20:53.773
10		2:03.329	47.467	41.028	34.834		20:45.793								



Circuito del Jarama

División 1

2ª Carrera

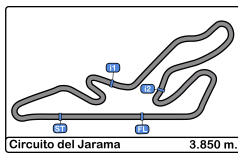
Tiempos Por Vuelta

49 1 Jorge J. Rodriguez Cañibano TOYOTA AYGO
KR 2 EFICAR TEAM

Vta	D	Tiempo	Sector 1	Sector 2	Sector 3	V.Max	Elapsed
1		2:27.743	1:01.992	47.159	38.592		2:27.743
2		2:18.932	53.066	47.396	38.470		4:46.675
3		2:18.809	52.385	47.636	38.788		7:05.484
4		2:19.457	52.839	47.586	39.032		9:24.941
5		2:19.816	52.750	47.822	39.244		11:44.757
6		2:19.921	52.778	47.729	39.414		14:04.678
7		2:18.833	52.492	47.856	38.485		16:23.511
8		2:18.496	52.291	47.686	38.519		18:42.007
9		2:19.332	52.774	47.924	38.634		21:01.339

50 1 Alvaro Serrano Aguilar TOYOTA AYGO
KR 2 A.E.C.D.

Vta	D	Tiempo	Sector 1	Sector 2	Sector 3	V.Max	Elapsed
1		2:27.189	1:00.945	47.711	38.533		2:27.189
2		2:18.843	52.530	47.869	38.444		4:46.032
3		2:18.774	52.495	47.841	38.438		7:04.806
4		2:19.441	53.013	47.754	38.674		9:24.247
5		2:19.574	53.035	47.794	38.745		11:43.821
6		2:18.731	52.278	47.685	38.768		14:02.552
7		2:19.075	52.206	47.918	38.951		16:21.627
8		2:19.823	52.947	47.926	38.950		18:41.450
9		2:19.562	52.849	47.981	38.732		21:01.012



Circuito del Jarama

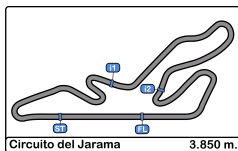
División 1

2ª Carrera

Análisis

Num	Tiempo Vta.	Dif. 1º	Num	Tiempo Vta.	Dif. 1º	Num	Tiempo Vta.	Dif. 1º	Num	Tiempo Vta.	Dif. 1º
Vta 1			Vta 4			Vta 6			Vta 8		
15	1:53.050		15	1:54.723		15	1:58.849		15	2:01.052	
1	1:53.744	00.694	9	1:57.357	17.250	46	2:18.623	1 Lap	8	1:54.364	06.412
18	1:58.526	05.476	8	1:57.215	17.593	48	2:19.199	1 Lap	9	1:56.289	07.932
9	1:58.850	05.800	18	1:58.188	21.200	9	1:57.522	14.868	18	1:59.238	18.912
29	2:00.364	07.314	12	1:56.717	22.383	8	1:57.232	14.930	14	1:58.710	27.971
8	2:00.869	07.819	29	1:57.984	24.883	50	2:19.574	1 Lap	5	1:58.619	28.900
14	2:03.590	10.540	20	1:58.159	29.370	49	2:19.816	1 Lap	20	1:59.926	31.715
12	2:05.433	12.383	14	1:59.242	29.788	12	1:58.005	22.146	28	1:59.155	32.255
20	2:05.548	12.498	5	1:58.339	31.869	18	1:58.568	22.492	29	2:02.344	35.571
47	2:06.918	13.868	47	1:59.373	35.035	29	2:03.214	30.622	47	2:00.051	35.843
5	2:07.759	14.709	28	1:58.239	36.352	14	1:58.708	31.784	11	2:00.116	36.282
23	2:08.667	15.617	11	2:00.383	38.030	20	1:59.320	32.893	48	2:18.892	1 Lap
11	2:08.862	15.812	16	2:01.549	44.584	5	1:59.278	33.056	46	2:19.308	1 Lap
16	2:10.259	17.209	27	2:04.205	49.334	28	1:57.576	35.994	50	2:19.075	1 Lap
27	2:12.086	19.036	23	2:05.140	49.896	47	1:59.962	38.226	49	2:18.833	1 Lap
40	2:13.042	19.992	30	2:02.216	51.217	11	1:59.185	38.692	16	2:02.550	57.216
28	2:13.061	20.011	40	2:02.820	52.570	16	2:02.762	53.390			
19	2:14.245	21.195	45	2:04.591	56.164	27	2:01.895	56.359			
30	2:14.281	21.231	19	2:07.069	59.845	23	2:04.163	1:00.719			
45	2:14.807	21.757	24	2:06.061	1:02.142	30	2:04.479	1:01.314			
24	2:16.335	23.285	38	2:10.572	1:21.106	40	2:03.593	1:02.902			
38	2:20.284	27.234	48	2:17.832	1:47.194	45	2:06.232	1:12.357			
48	2:24.945	31.895	46	2:17.953	1:47.520	24	2:06.223	1:18.016			
46	2:26.482	33.432	50	2:19.441	1:52.525	19	2:12.639	1:24.232			
50	2:27.189	34.139	49	2:19.457	1:53.219	38	2:09.746	1:45.031			
49	2:27.743	34.693									
Num	Tiempo Vta.	Dif. 1º	Num	Tiempo Vta.	Dif. 1º	Num	Tiempo Vta.	Dif. 1º	Num	Tiempo Vta.	Dif. 1º
Vta 2			Vta 5			Vta 7					
15	1:51.215		15	1:57.744		15	2:00.515				
9	1:56.052	10.637	9	1:56.689	16.195	9	1:58.342	12.695			
18	1:57.872	12.133	8	1:56.698	16.547						
8	1:56.311	12.915	18	1:59.317	22.773						
1	2:03.942	13.421	12	1:58.351	22.990						
29	1:59.363	15.462	29	1:59.118	26.257						
12	1:56.152	17.320	14	1:59.881	31.925						
14	1:59.677	19.002	20	2:00.796	32.422						
20	1:58.505	19.788	5	1:58.502	32.627						
5	1:59.298	22.792	47	1:59.822	37.113						
47	2:01.024	23.677	28	1:58.659	37.267						





Circuito del Jarama

División 1

2ª Carrera

Análisis

27	2:02.764	59.393	47	2:01.954	39.330
30	2:05.300	1:08.637	28	2:02.515	39.762
40	2:03.853	1:09.207	11	2:02.417	39.970
23	2:09.146	1:11.864	29	2:01.515	40.477
24	2:09.580	1:31.557	16	2:02.024	1:05.187
19	2:12.470	1:48.583	27	2:01.344	1:06.041

Num	Tiempo Vta.	Dif. 1º			
30	2:02.758	1:14.899			

Vta 9

15	2:02.961		23	2:05.087	1:21.315
8	1:57.289	00.740	46	2:17.509	1 Lap
9	1:57.598	02.569	48	2:18.374	1 Lap
38	2:13.794	1 Lap	50	2:19.562	1 Lap
18	1:59.528	15.479	49	2:19.332	1 Lap
14	1:57.667	22.677	24	2:06.911	1:44.522
5	1:58.412	24.351	19	2:09.204	2:09.001

20 1:58.855 27.609

28 2:04.546 33.840

47 2:01.087 33.969

11 2:00.825 34.146

29 2:02.945 35.555

16 2:05.501 59.756

27 2:04.858 1:01.290

46 2:18.576 1 Lap

48 2:19.453 1 Lap

50 2:19.823 1 Lap

30 2:03.058 1:08.734

49 2:18.496 1 Lap

40 2:03.375 1:09.621

23 2:03.918 1:12.821

24 2:05.608 1:34.204

19 2:10.768 1:56.390

Num	Tiempo Vta.	Dif. 1º
-----	-------------	---------

Vta 10

15 1:56.593

8 1:56.197 00.344

9 1:56.040 02.016

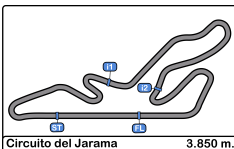
38 2:10.743 1 Lap

18 2:00.661 19.547

14 1:58.327 24.411

5 1:58.747 26.505

20 1:59.384 30.400



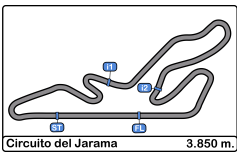
Circuito del Jarama

División 1

2ª Carrera

Mejores Sectores

Sector - 1				Sector - 2				Sector - 3				Vuelta Ideal vs Mejor Vuelta				
Clas	Nº	Piloto	Tiempo	Nº	Piloto	Tiempo	Nº	Piloto	Tiempo	Clas	Nº	Piloto	Vta. Ideal	Mejor V.	Clas	
1	1	Ignacio J. Leirana Castillo	42.699	15	Jesus Lopez-Pozuelo	37.045	1	Ignacio J. Leirana Castillo	30.610	1	1	Ignacio J. Leirana Castillo	1:50.458	1:53.744	2	
2	15	Jesus Lopez-Pozuelo	43.010	1	Ignacio J. Leirana Castillo	37.149	15	Jesus Lopez-Pozuelo	31.022	2	15	Jesus Lopez-Pozuelo	1:51.077	1:51.215	1	
3	12	Jaime Cela Talavera	43.763	8	Javier Moreno García	38.432	8	Javier Moreno García	31.996	3	8	Javier Moreno García	1:54.204	1:54.364	3	
4	8	Javier Moreno García	43.776	12	Jaime Cela Talavera	38.965	12	Jaime Cela Talavera	32.218	4	12	Jaime Cela Talavera	1:54.946	1:55.803	4	
5	9	Santiago Castilla Salinero	44.296	9	Santiago Castilla Salinero	39.095	9	Santiago Castilla Salinero	32.269	5	9	Santiago Castilla Salinero	1:55.660	1:56.040	5	
6	14	Christian García García	44.788	5	Juan C. Fernandez	39.338	28	Enrique Sánchez	32.649	6	28	Enrique Sánchez	1:57.149	1:57.303	6	
7	28	Enrique Sánchez	44.904	29	Carlos Plazio Gómez	39.417	18	Francisco Torres Alcala	32.796	7	14	Christian García García	1:57.349	1:57.667	7	
8	29	Carlos Plazio Gómez	45.196	20	Juan Carlos Lopez Olm	39.515	11	Agustín Gómez Serran	32.951	8	18	Francisco Torres Alcala	1:57.611	1:57.872	8	
9	20	Juan Carlos Lopez Olm	45.197	18	Francisco Torres Alcala	39.538	14	Christian García García	32.983	9	11	Agustín Gómez Serran	1:57.867	1:58.070	10	
10	18	Francisco Torres Alcala	45.277	14	Christian García García	39.578	5	Juan C. Fernandez	33.151	10	29	Carlos Plazio Gómez	1:57.868	1:57.984	9	
11	11	Agustín Gómez Serran	45.316	47	Miguel A. Abuin Taeño	39.593	20	Juan Carlos Lopez Olm	33.183	11	20	Juan Carlos Lopez Olm	1:57.895	1:58.159	11	
12	5	Juan C. Fernandez	45.498	28	Enrique Sánchez	39.596	29	Carlos Plazio Gómez	33.255	12	5	Juan C. Fernandez	1:57.987	1:58.195	12	
13	47	Miguel A. Abuin Taeño	45.822	11	Agustín Gómez Serran	39.600	47	Miguel A. Abuin Taeño	33.277	13	47	Miguel A. Abuin Taeño	1:58.692	1:59.133	13	
14	27	Teo Antonio Pérez	45.929	27	Teo Antonio Pérez	40.998	16	Ramperez Morán - Auñón Fernandez	33.717	14	27	Teo Antonio Pérez	2:00.730	2:01.344	14	
15	16	Ramperez Morán - Auñón Fernandez	46.069	40	Andrés Sanchez Perez	41.028	27	Teo Antonio Pérez	33.803	15	16	Ramperez Morán - Auñón Fernandez	2:00.996	2:01.404	15	
16	30	Chapatte Cortes - Artajo De No	46.561	16	Ramperez Morán - Auñón Fernandez	41.210	30	Chapatte Cortes - Artajo De No	34.145	16	30	Chapatte Cortes - Artajo De No	2:02.032	2:02.211	16	
17	45	Crespillo Calderón - Ureña García	46.995	30	Chapatte Cortes - Artajo De No	41.326	40	Andrés Sanchez Perez	34.225	17	40	Andrés Sanchez Perez	2:02.477	2:02.820	17	
18	23	Escolar Álvarez - Vigara Tena	47.086	45	Crespillo Calderón - Ureña García	41.443	23	Escolar Álvarez - Vigara Tena	34.302	18	23	Escolar Álvarez - Vigara Tena	2:02.986	2:03.253	19	
19	19	Adrián Martín Abraldes	47.185	23	Escolar Álvarez - Vigara Tena	41.598	19	Adrián Martín Abraldes	34.527	19	45	Crespillo Calderón - Ureña García	2:03.106	2:03.106	18	
20	40	Andrés Sanchez Perez	47.224	24	José David Bartol Salazar	41.765	45	Crespillo Calderón - Ureña García	34.668	20	19	Adrián Martín Abraldes	2:03.542	2:04.874	20	
21	24	José David Bartol Salazar	48.109	19	Adrián Martín Abraldes	41.830	24	José David Bartol Salazar	34.915	21	24	José David Bartol Salazar	2:04.789	2:05.435	21	
22	38	Martin Martinez - Angel Martin Ochoa	49.007	38	Martin Martinez - Angel Martin Ochoa	43.890	38	Martin Martinez - Angel Martin Ochoa	36.011	22	38	Martin Martinez - Angel Martin Ochoa	2:08.908	2:09.120	22	
23	48	Antonio Otero Montero	51.734	46	José M. Rodriguez Cañibano	47.113	46	José M. Rodriguez Cañibano	37.953	23	46	José M. Rodriguez Cañibano	2:16.817	2:16.950	23	
24	46	José M. Rodriguez Cañibano	51.751	49	Jorge J. Rodriguez Cañibano	47.159	48	Antonio Otero Montero	38.141	24	48	Antonio Otero Montero	2:17.249	2:17.832	24	
25	50	Alvaro Serrano Aguilar	52.206	48	Antonio Otero Montero	47.374	50	Alvaro Serrano Aguilar	38.438	25	49	Jorge J. Rodriguez Cañibano	2:17.920	2:18.496	25	
26	49	Jorge J. Rodriguez Cañibano	52.291	50	Alvaro Serrano Aguilar	47.685	49	Jorge J. Rodriguez Cañibano	38.470	26	50	Alvaro Serrano Aguilar	2:18.329	2:18.731	26	



Circuito del Jarama

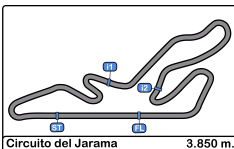
División 1

2ª Carrera

Secuencia Lider

<u>Nº</u>	<u>Concursante</u>	<u>Piloto 1</u>	<u>Piloto 2</u>	<u>Vehiculo</u>	<u>Cat</u>	<u>Vta. Inici</u>	<u>Vta. Fin</u>	<u>Vtas.</u>	<u>Total Vtas.</u>
15	EFICAR TEAM	Jesus Lopez-Pozuelo Rivas		PEUGEOT 205 1.6	2B	1	10	10	10





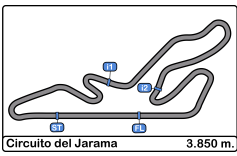
Circuito del Jarama

División 1

2ª Carrera

5 Mejores Tiempos

Cl	Nº	Concursante	Piloto 1	Piloto 2	Vehiculo	Cat	Cl	Mejor 1		Mejor 2		Mejor 3		Mejor 4		Mejor 5	
								Tiempo	Vta.	Tiempo	Vta.	Tiempo	Vta.	Tiempo	Vta.	Tiempo	Vta.
1	15	EFICAR TEAM	Jesus Lopez-Pozuelo Rivas		PEUGEOT 205 1.6	2B	1	1:51.215	2	1:52.734	3	1:53.050	1	1:54.723	4	1:56.593	10
2	1	IGNACIO LEIRANA CASTILLO	Ignacio J. Leirana Castillo		CITROEN AX 1.6	2B	2	1:53.744	1	2:03.942	2						
3	8	ESCUADERIA GREDOS	Javier Moreno García		PEUGEOT 205 1.6	2B	3	1:54.364	8	1:54.920	3	1:56.197	10	1:56.311	2	1:56.698	5
4	12	RASANTE SPORT	Jaime Cela Talavera		CITROEN SAXO 1.6	2B	4	1:55.803	3	1:56.152	2	1:56.717	4	1:57.950	7	1:58.005	6
5	9	EFICAR TEAM	Santiago Castilla Salinero		HYUNDAI GETZ 1.5 CRDi	2B	5	1:56.040	10	1:56.052	2	1:56.289	8	1:56.689	5	1:56.713	3
6	28	VSR MOTORSPORT	Enrique Sánchez González	Rk	BMW E36 325i	EN	1	1:57.303	3	1:57.576	6	1:58.239	4	1:58.659	5	1:58.673	7
7	14	RACE	Christian García García	Jr	HYUNDAI ACCENT 1.6	2A	1	1:57.667	9	1:58.327	10	1:58.708	6	1:58.710	8	1:59.001	3
8	18	C.D.E. ULTIMA VUELTA	Francisco Torres Alcalá	Jr	HYUNDAI GETZ 1.5 CRDi	2A	2	1:57.872	2	1:58.188	4	1:58.336	3	1:58.526	1	1:58.568	6
9	29	C.D.E. DEYSCOM SPORT	Carlos Plazio Gómez		CITROEN SAXO 1.6	2A	3	1:57.984	4	1:58.894	3	1:59.118	5	1:59.363	2	2:00.364	1
10	11	PARADINAS MOTORSPORT	Agustín Gómez Serrano		HYUNDAI GETZ 1.6	2A	4	1:58.070	5	1:58.899	3	1:59.041	7	1:59.185	6	2:00.116	8
11	20	EFICAR TEAM	Juan Carlos Lopez Olmo		MERCEDES BENZ 190 2.3	EN	2	1:58.159	4	1:58.505	2	1:58.855	9	1:58.880	3	1:59.320	6
12	5	C.D.E. ULTIMA VUELTA	Juan C. Fernandez Pedrero		CITROEN AX 1.6	EN	3	1:58.195	3	1:58.339	4	1:58.412	9	1:58.502	5	1:58.619	8
13	47	C.D.E. ULTIMA VUELTA	Miguel A. Abuin Taëño		PEUGEOT 205 2.0	EN	4	1:59.133	7	1:59.373	4	1:59.442	3	1:59.822	5	1:59.962	6
14	27	EFICAR TEAM	Teo Antonio Pérez Palomo		BMW E36 325i	EN	5	2:01.344	10	2:01.723	5	2:01.837	7	2:01.895	6	2:02.211	2
15	16	VSR MOTORSPORT	Raúl Ramperez Morán	<u>Oscar Auñón Fernandez</u>	BMW 325i	EN	6	2:01.404	3	2:01.549	4	2:02.024	10	2:02.550	8	2:02.637	5
16	30	ESCUADERIA MADRID	Julio Chapatte Cortes	<u>Jaime Artajo De No</u>	BMW E30 325i	EN	7	2:02.211	5	2:02.216	4	2:02.758	10	2:03.058	9	2:03.133	3
17	40	ANDRES SANCHEZ PEREZ	Andrés Sanchez Perez		HONDA CIVIC 1.6	EN	8	2:02.820	4	2:03.329	10	2:03.332	5	2:03.375	9	2:03.593	6
18	45	CLUB AUTOMOVIL SIERO	Jose Luis Crespillo Calderón	<u>Miguel Angel Ureña García</u>	FORD PUMA 1.6	1	1	2:03.106	3	2:04.591	4	2:05.382	2	2:06.232	6	2:06.554	5
19	23	A.D. CLEMENTE ARROYO	Jesus Escolar Álvarez	<u>Antonio Vígara Tena</u>	HYUNDAI ACCENT 1.5	2A	5	2:03.253	5	2:03.566	7	2:03.740	3	2:03.918	9	2:04.071	2
20	19	C.D.E. ULTIMA VUELTA	Adrián Martín Abraldes	Rk	HYUNDAI GETZ 1.5 CRDi	2A	6	2:04.874	2	2:05.379	3	2:07.069	4	2:08.341	5	2:09.204	10
21	24	JOSE D. BARTOL SALAZAR	José David Bartol Salazar	Rk	OPEL KADETT 2.0	EN	9	2:05.435	3	2:05.528	7	2:05.608	9	2:06.033	2	2:06.061	4
22	38	RASANTE SPORT	Eduardo Martín Martínez	<u>Miguel Angel Martín Calvo</u>	VOLKSWAGEN GOLF	EN	10	2:09.120	7	2:09.746	6	2:10.572	4	2:10.743	9	2:10.772	5
23	46	EFICAR TEAM	José M. Rodríguez Cañibano	Rk	TOYOTA AYGO	KR	1	2:16.950	2	2:17.509	9	2:17.857	3	2:17.953	4	2:18.576	8
24	48	AS PONTES MOTORSPORT	Antonio Otero Montero		TOYOTA AYGO	KR	2	2:17.832	4	2:17.930	3	2:18.209	2	2:18.374	9	2:18.892	7
25	49	EFICAR TEAM	Jorge J. Rodríguez Cañibano		TOYOTA AYGO	KR	3	2:18.496	8	2:18.809	3	2:18.833	7	2:18.932	2	2:19.332	9
26	50	A.E.C.D.	Alvaro Serrano Aguilar		TOYOTA AYGO	KR	4	2:18.731	6	2:18.774	3	2:18.843	2	2:19.075	7	2:19.441	4



Circuito del Jarama

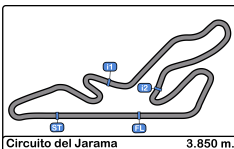
División 1

2ª Carrera

Secuencia Vueltas Rápidas

<u>Vta.</u>	<u>Hora Día</u>	<u>Tiempo Sesión</u>	<u>Nº</u>	<u>Concursante</u>	<u>Piloto 1</u>	<u>Piloto 2</u>	<u>Vehículo</u>	<u>Cat</u>	<u>Tiempo</u>	<u>Km/h</u>
2	15:48:20.735	2:03:44.735	15	EFICAR TEAM	Jesus Lopez-Pozuelo Rivas		PEUGEOT 205 1.6	2B	1:51.215	124.6





Circuito del Jarama

División 1

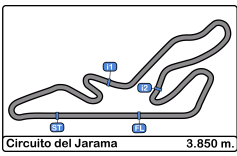
2ª Carrera

Cuentavueltas

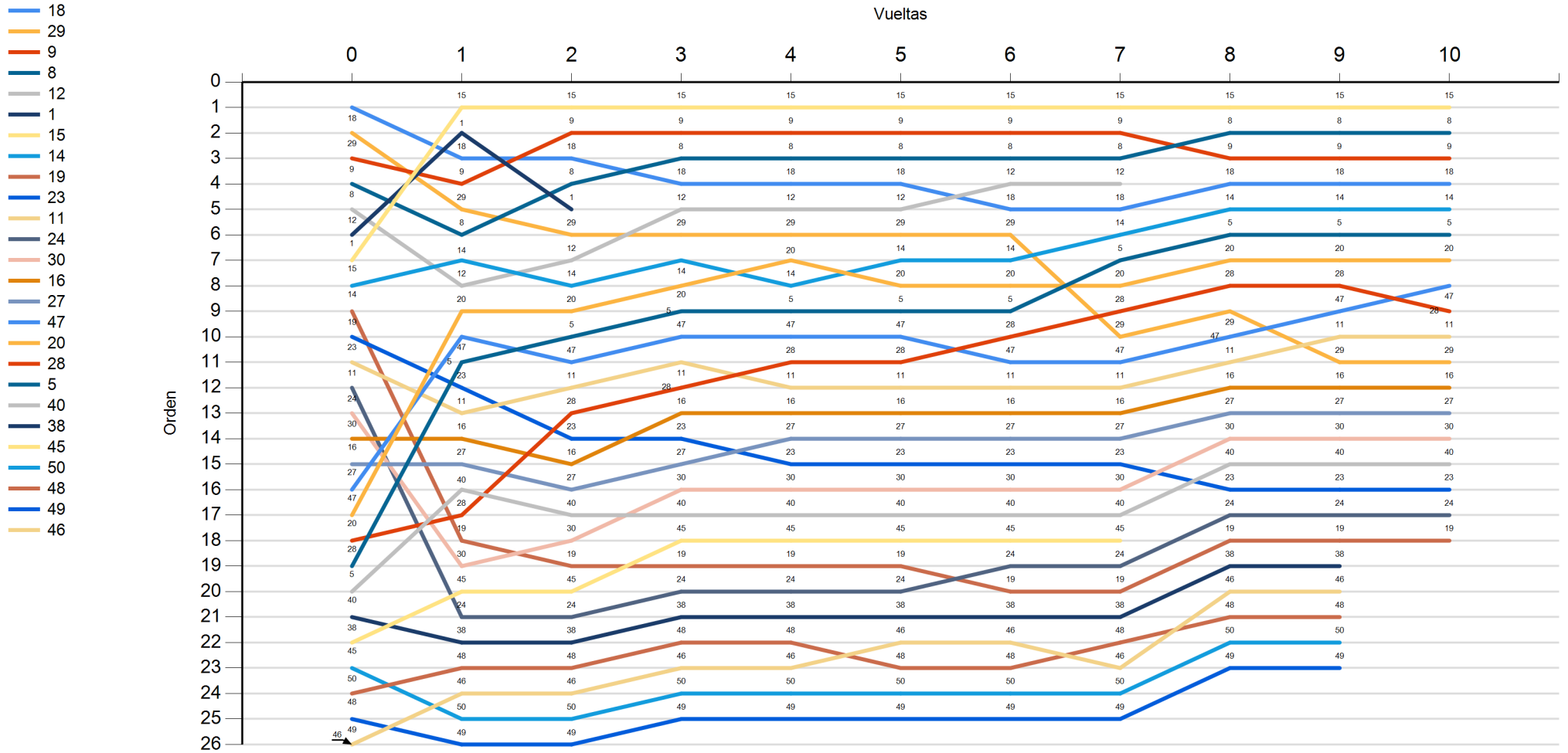
Vta.

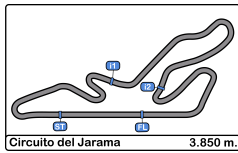
Nr	Po	Grid	1	2	3	4	5	6	7	8	9	10
18	1	18	15	15	15	15	15	15	15	15	15	15
29	2	29	1	9	9	9	9	9	9	8	8	8
9	3	9	18	18	8	8	8	8	8	9	9	9
8	4	8	9	8	18	18	18	12	12	18	18	18
12	5	12	29	1	12	12	12	18	18	14	14	14
1	6	1	8	29	29	29	29	29	14	5	5	5
15	7	15	14	12	14	20	14	14	5	20	20	20
14	8	14	12	14	20	14	20	20	20	28	28	47
19	9	19	20	20	5	5	5	5	28	29	47	28
23	10	23	47	5	47	47	47	28	29	47	11	11
11	11	11	5	47	11	28	28	47	47	11	29	29
24	12	24	23	11	28	11	11	11	11	16	16	16
30	13	30	11	28	16	16	16	16	16	27	27	27
16	14	16	16	23	23	27	27	27	27	30	30	30
27	15	27	27	16	27	23	23	23	23	40	40	40
47	16	47	40	27	30	30	30	30	30	23	23	23
20	17	20	28	40	40	40	40	40	40	24	24	24
28	18	28	19	30	45	45	45	45	45	19	19	19
5	19	5	30	19	19	19	19	24	24	38	38	
40	20	40	45	45	24	24	24	19	19	46	46	
38	21	38	24	24	38	38	38	38	38	48	48	
45	22	45	38	38	48	48	46	46	48	50	50	
50	23	50	48	48	46	46	48	48	46	49	49	
48	24	48	46	46	50	50	50	50	50			
49	25	49	50	50	49	49	49	49	49			
46	26	46	49	49								





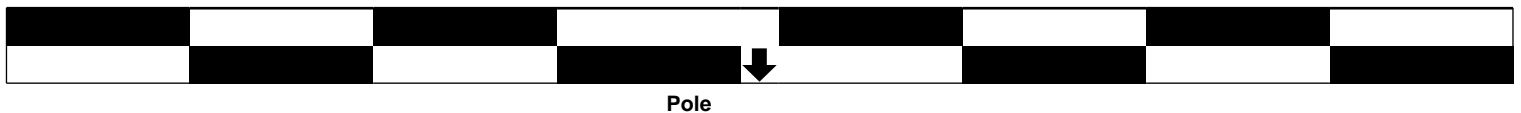
Circuito del Jarama
División 1
2ª Carrera
Cuentavueltas Gráfico





Circuito del Jarama
División 1
2ª Carrera
Parrilla de Salida Provisional

29	46	José M. Rodriguez Cañibano	2:16.852	.15.	2:16.897	Jorge J. Rodriguez Cañibano	49	28
27	48	Antonio Otero Montero	2:17.554	.14.	2:18.216	Alvaro Serrano Aguilar	50	26
25	45	Miguel Angel Ureña García	2:03.755	.13.	2:09.014	Miguel Angel Martin Calvo	38	24
23	40	Andrés Sanchez Perez	2:04.502	.12.	1:56.829	Juan C. Fernandez Pedrero	5	22
21	28	Enrique Sánchez González	1:57.234	.11.	1:57.790	Juan Carlos Lopez Olmo	20	20
19	47	Miguel A. Abuin Taeño	1:57.817	.10.	2:00.256	Teo Antonio Pérez Palomo	27	18
17	16	Oscar Auñon Fernandez	2:00.968	.9.	2:02.302	Jaime Artajo De No	30	16
15	24	José David Bartol Salazar	2:04.093	.8.	3:09.252	Agustín Gómez Serrano	11	14
13	23	Antonio Vígara Tena	2:01.949	.7.	2:00.259	Luis Barroso Catalina	4	12
11	19	Adrián Martín Abrales	2:00.130	.6.	1:59.820	Ernesto Nava Hidalgo	17	10
9	14	Christian García García	1:58.805	.5.	1:48.930	Jesus Lopez-Pozuelo Rivas	15	8
7	1	Ignacio J. Leirana Castillo	1:49.306	.4.	1:54.025	Jaime Cela Talavera	12	6
5	8	Javier Moreno García	1:54.335	.3.	1:55.064	Oscar Plazio Gómez	31	4
3	9	Santiago Castilla Salinero	1:56.046	.2.	1:56.798	Carlos Plazio Gómez	29	2
1	18	Francisco Torres Alcala	1:57.048	.1.				



Publicada a las:.....

Comisarios Deportivos:

Cronometrador: