

Circuito del Jarama

División 1

1ª Carrera

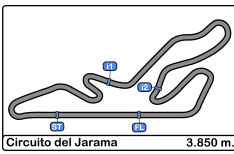
Resultados Provisionales

Cls	Nº	Concursante	Piloto 1	Piloto 2	Vehiculo	Cat	Cl	Vtas.	Tiempo	Dif 1º	Intervalo	Km/h	V.R.	Tiempo	Km/h
1	1	IGNACIO LEIRANA CASTILL	Ignacio J. Leirana Castillo		CITROEN AX 1.6	2B	1	10	19:04.709			121.0	1	1:51.165	124.6
2	8	ESCUADERIA GREDOS	Javier Moreno García		PEUGEOT 205 1.6	2B	2	10	19:11.497	6.788	6.788	120.3	3	1:52.952	122.7
3	12	RASANTE SPORT	Jaime Cela Talavera		CITROEN SAXO 1.6	2B	3	10	19:30.642	25.933	19.145	118.3	2	1:53.290	122.3
4	18	C.D.E. ULTIMA VUELTA	Francisco Torres Alcalá	Jr	HYUNDAI GETZ 1.5 CRDi	2A	1	10	19:43.541	38.832	12.899	117.1	4	1:57.338	118.1
5	29	C.D.E. DEYSCOM SPORT	Carlos Plazio Gómez		CITROEN SAXO 1.6	2A	2	10	19:44.488	39.779	0.947	117.0	5	1:57.551	117.9
6	28	VSR MOTORSPORT	Enrique Sánchez González	Rk	BMW E36 325i	EN	1	10	19:44.650	39.941	0.162	116.9	4	1:56.413	119.0
7	5	C.D.E. ULTIMA VUELTA	Juan C. Fernandez Pedrero		CITROEN AX 1.6	EN	2	10	19:45.541	40.832	0.891	116.9	10	1:56.625	118.8
8	14	RACE	Christian García García	Jr	HYUNDAI ACCENT 1.6	2A	3	10	20:01.140	56.431	15.599	115.3	4	1:58.019	117.4
9	47	C.D.E. ULTIMA VUELTA	Miguel A. Abuin Taeño		PEUGEOT 205 2.0	EN	3	10	20:06.803	1:02.094	5.663	114.8	3	1:58.325	117.1
10	16	VSR MOTORSPORT	Raúl Ramperez Morán	Oscar Auñón Fernandez	BMW 325i	EN	4	10	20:16.651	1:11.942	9.848	113.9	3	1:59.806	115.6
11	27	EFICAR TEAM	Teo Antonio Pérez Palomo		BMW E36 325i	EN	5	10	20:25.652	1:20.943	9.001	113.0	3	2:00.642	114.8
12	11	PARADINAS MOTORSPORT	Agustín Gómez Serrano		HYUNDAI GETZ 1.6	2A	4	10	20:49.701	1:44.992	24.049	110.9	7	2:00.879	114.6
13	19	C.D.E. ULTIMA VUELTA	Adrián Martín Abrales	Rk	HYUNDAI GETZ 1.5 CRDi	2A	5	10	20:56.812	1:52.103	7.111	110.2	9	2:01.978	113.6
14	40	ANDRES SANCHEZ PEREZ	Andrés Sanchez Perez		HONDA CIVIC 1.6	EN	6	10	21:00.807	1:56.098	3.995	109.9	6	2:03.363	112.3
15	30	ESCUADERIA MADRID	Julio Chapatte Cortes	Jaime Artajo De No	BMW E30 325i	EN	7	9	19:07.129	1 Vta	1 Vta	108.7	5	2:05.566	110.3
16	24	JOSE D. BARTOL SALAZAR	José David Bartol Salazar	Rk	OPEL KADETT 2.0	EN	8	9	19:12.887	1 Vta	5.758	108.1	5	2:05.570	110.3
17	23	A.D. CLEMENTE ARROYO	Jesus Escolar Álvarez	Antonio Vígara Tena	HYUNDAI ACCENT 1.5	2A	6	9	19:33.500	1 Vta	20.613	106.2	9	2:05.800	110.1
18	38	RASANTE SPORT	Eduardo Martín Martínez	Miguel Angel Martín Calvo	VOLKSWAGEN GOLF	EN	9	9	19:36.065	1 Vta	2.565	106.0	6	2:08.115	108.1
19	45	CLUB AUTOMOVIL SIERO	Jose Luis Crespillo Calderón	Miguel Angel Ureña García	FORD PUMA 1.6	1	1	9	19:37.432	1 Vta	1.367	105.9	6	2:07.476	108.7
20	46	EFICAR TEAM	José M. Rodríguez Cañibano	Rk	TOYOTA AYGO	KR	1	9	20:46.606	1 Vta	1:09.174	100.0	2	2:16.681	101.4
21	48	AS PONTES MOTORSPORT	Antonio Otero Montero		TOYOTA AYGO	KR	2	9	20:53.180	1 Vta	6.574	99.5	3	2:17.629	100.7
22	50	A.E.C.D.	Alvaro Serrano Aguilar		TOYOTA AYGO	KR	3	9	21:05.765	1 Vta	12.585	98.5	7	2:18.777	99.8
23	49	EFICAR TEAM	Jorge J. Rodríguez Cañibano		TOYOTA AYGO	KR	4	9	21:08.140	1 Vta	2.375	98.3	7	2:18.811	99.8
No clasificados: (Requerimientos: 75% del número de vueltas del líder = 8 Vueltas)															
31		C.D.E. DEYSCOM SPORT	Oscar Plazio Gómez		HONDA CIVIC 1.6	2B	4	7	13:37.488	3 Vtas	2 Vtas	118.6	2	1:54.115	121.4
20		EFICAR TEAM	Juan Carlos Lopez Olmo		MERCEDES BENZ 190 2.3	EN	10	7	14:50.649	3 Vtas	1:13.161	108.9	3	1:57.356	118.1
9		EFICAR TEAM	Santiago Castilla Salinero		HYUNDAI GETZ 1.5 CRDi	2B	5	4	7:56.540	6 Vtas	3 Vtas	116.3	3	1:55.814	119.6
17		RACE	Ernesto Nava Hidalgo		MAZDA RX8 Sport Cup	2A	7	2	4:15.150	8 Vtas	2 Vtas	108.6	2	2:03.429	112.2
15		EFICAR TEAM	Jesus Lopez-Pozuelo Rivas		PEUGEOT 205 1.6	2B	6								
4		LA RUINA RACING	Luis Barroso Catalina		HONDA CIVIC 1.6	2A	8								

Vuelta Rápida Ignacio J. Leirana Castillo en 1:51.165 a 124.7 Km/h en la vuelta 1

Publicado a las:.....

Comisarios Deportivos:	Director de Carrera:	Cronometrador:
-------------------------------	-----------------------------	-----------------------



Circuito del Jarama

División 1

1ª Carrera

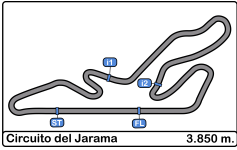
Resultados Provisionales por categoría

Cls	Nº	Concursante	Piloto 1	Piloto 2	Vehiculo	Cat	Cl	Vtas.	Tiempo	Dif 1º	Intervalo	Km/h	V.R.	Tiempo	Km/h
2B															
1	1	IGNACIO LEIRANA CASTILL	Ignacio J. Leirana Castillo		CITROEN AX 1.6	2B	1	10	19:04.709			121.0	1	1:51.165	124.6
2	8	ESCUDERIA GREDOS	Javier Moreno García		PEUGEOT 205 1.6	2B	2	10	19:11.497	6.788	6.788	120.3	3	1:52.952	122.7
3	12	RASANTE SPORT	Jaime Cela Talavera		CITROEN SAXO 1.6	2B	3	10	19:30.642	25.933	19.145	118.3	2	1:53.290	122.3
No clasificados: (Requerimientos: 75% del número de vueltas del lider = 8 Vueltas)															
31		C.D.E. DEYSCOM SPORT	Oscar Plazio Gómez		HONDA CIVIC 1.6	2B	4	7	13:37.488	3 Vtas	3 Vtas	118.6	2	1:54.115	121.4
9		EFICAR TEAM	Santiago Castilla Salinero		HYUNDAI GETZ 1.5 CRDi	2B	5	4	7:56.540	6 Vtas	3 Vtas	116.3	3	1:55.814	119.6
15		EFICAR TEAM	Jesus Lopez-Pozuelo Rivas		PEUGEOT 205 1.6	2B	6								
2A															
1	18	C.D.E. ULTIMA VUELTA	Francisco Torres Alcalá	Jr	HYUNDAI GETZ 1.5 CRDi	2A	1	10	19:43.541			117.1	4	1:57.338	118.1
2	29	C.D.E. DEYSCOM SPORT	Carlos Plazio Gómez		CITROEN SAXO 1.6	2A	2	10	19:44.488	39.779	0.947	117.0	5	1:57.551	117.9
3	14	RACE	Christian García García	Jr	HYUNDAI ACCENT 1.6	2A	3	10	20:01.140	56.431	16.652	115.3	4	1:58.019	117.4
4	11	PARADINAS MOTORSPORT	Agustín Gómez Serrano		HYUNDAI GETZ 1.6	2A	4	10	20:49.701	1:44.992	48.561	110.9	7	2:00.879	114.6
5	19	C.D.E. ULTIMA VUELTA	Adrián Martín Abrales	Rk	HYUNDAI GETZ 1.5 CRDi	2A	5	10	20:56.812	1:52.103	7.111	110.2	9	2:01.978	113.6
6	23	A.D. CLEMENTE ARROYO	<u>Jesus Escolar Álvarez</u>	Antonio Vígara Tena	HYUNDAI ACCENT 1.5	2A	6	9	19:33.500	1 Vta	1 Vta	106.2	9	2:05.800	110.1
No clasificados: (Requerimientos: 75% del número de vueltas del lider = 8 Vueltas)															
17		RACE	Ernesto Nava Hidalgo		MAZDA RX8 Sport Cup	2A	7	2	4:15.150	8 Vtas	7 Vtas	108.6	2	2:03.429	112.2
4		LA RUINA RACING	Luis Barroso Catalina		HONDA CIVIC 1.6	2A	8								
EN															
1	28	VSR MOTORSPORT	Enrique Sánchez González	Rk	BMW E36 325i	EN	1	10	19:44.650			116.9	4	1:56.413	119.0
2	5	C.D.E. ULTIMA VUELTA	Juan C. Fernandez Pedrero		CITROEN AX 1.6	EN	2	10	19:45.541	40.832	0.891	116.9	10	1:56.625	118.8
3	47	C.D.E. ULTIMA VUELTA	Miguel A. Abuin Taeño		PEUGEOT 205 2.0	EN	3	10	20:06.803	1:02.094	21.262	114.8	3	1:58.325	117.1
4	16	VSR MOTORSPORT	<u>Raúl Ramperez Morán</u>	Oscar Auñón Fernandez	BMW 325i	EN	4	10	20:16.651	1:11.942	9.848	113.9	3	1:59.806	115.6
5	27	EFICAR TEAM	Teo Antonio Pérez Palomo		BMW E36 325i	EN	5	10	20:25.652	1:20.943	9.001	113.0	3	2:00.642	114.8
6	40	ANDRES SANCHEZ PEREZ	Andrés Sanchez Perez		HONDA CIVIC 1.6	EN	6	10	21:00.807	1:56.098	35.155	109.9	6	2:03.363	112.3
7	30	ESCUDERIA MADRID	<u>Julio Chapatte Cortes</u>	Jaime Artajo De No	BMW E30 325i	EN	7	9	19:07.129	1 Vta	1 Vta	108.7	5	2:05.566	110.3
8	24	JOSE D. BARTOL SALAZAR	José David Bartol Salazar	Rk	OPEL KADETT 2.0	EN	8	9	19:12.887	1 Vta	5.758	108.1	5	2:05.570	110.3
9	38	RASANTE SPORT	<u>Eduardo Martín Martínez</u>	Miguel Angel Martín Calvo	VOLKSWAGEN GOLF	EN	9	9	19:36.065	1 Vta	23.178	106.0	6	2:08.115	108.1
No clasificados: (Requerimientos: 75% del número de vueltas del lider = 8 Vueltas)															
20		EFICAR TEAM	Juan Carlos Lopez Olmo		MERCEDES BENZ 190 2.3	EN	10	7	14:50.649	3 Vtas	2 Vtas	108.9	3	1:57.356	118.1
1															
1	45	CLUB AUTOMOVIL SIERO	<u>Jose Luis Crespillo Calderón</u>	Miguel Angel Ureña García	FORD PUMA 1.6	1	1	9	19:37.432			105.9	6	2:07.476	108.7
KR															
1	46	EFICAR TEAM	José M. Rodríguez Cañibano	Rk	TOYOTA AYGO	KR	1	9	20:46.606			100.0	2	2:16.681	101.4
2	48	AS PONTES MOTORSPORT	Antonio Otero Montero		TOYOTA AYGO	KR	2	9	20:53.180	1 Vta	6.574	99.5	3	2:17.629	100.7
3	50	A.E.C.D.	Alvaro Serrano Aguilar		TOYOTA AYGO	KR	3	9	21:05.765	1 Vta	12.585	98.5	7	2:18.777	99.8

Publicado a las:.....

Comisarios Deportivos:	Director de Carrera:	Cronometrador:
-------------------------------	-----------------------------	-----------------------





Circuito del Jarama

División 1

1ª Carrera

Resultados Provisionales por categoria

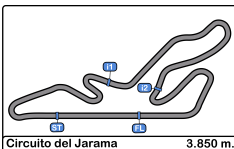
Cls	Nº	Concursante	Piloto 1	Piloto 2	Vehiculo	Cat	Cl	Vtas.	Tiempo	Dif 1º	Intervalo	Km/h	V.R.	Tiempo	Km/h
4	49	EFICAR TEAM	Jorge J. Rodriguez Cañibano		TOYOTA AYGO	KR	4	9	21:08.140	1 Vta	2.375	98.3	7	2:18.811	99.8

Vuelta Rápida Ignacio J. Leirana Castillo en 1:51.165 a 124.7 Km/h en la vuelta 1

Publicado a las:.....

Comisarios Deportivos:	Director de Carrera:	Cronometrador:
-------------------------------	-----------------------------	-----------------------





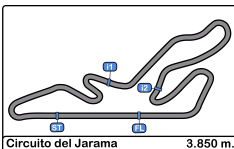
Circuito del Jarama

División 1

1ª Carrera

Clasificación Provisional por Vuelta Rápida de Piloto

Clas	Nº	Concursante	Vehiculo	Piloto	Cat	Clas	Vtas.	V.R	Tiempo	Dif 1º	Intervalo	Km/h
1	1	IGNACIO LEIRANA CASTILLO	CITROEN AX 1.6	Ignacio J. Leirana Castillo	2B	1	10	1	1:51.165			124.6
2	8	ESCUADERIA GREDOS	PEUGEOT 205 1.6	Javier Moreno García	2B	2	10	3	1:52.952	1.787	1.787	122.7
3	12	RASANTE SPORT	CITROEN SAXO 1.6	Jaime Cela Talavera	2B	3	10	2	1:53.290	2.125	0.338	122.3
4	31	C.D.E. DEYSCOM SPORT	HONDA CIVIC 1.6	Oscar Plazio Gómez	2B	4	7	2	1:54.115	2.950	0.825	121.4
5	9	EFICAR TEAM	HYUNDAI GETZ 1.5 CRDi	Santiago Castilla Salinero	2B	5	4	3	1:55.814	4.649	1.699	119.6
6	28	VSR MOTORSPORT	BMW E36 325i	Enrique Sánchez González	EN	1	10	4	1:56.413	5.248	0.599	119.0
7	5	C.D.E. ULTIMA VUELTA	CITROEN AX 1.6	Juan C. Fernandez Pedrero	EN	2	10	10	1:56.625	5.460	0.212	118.8
8	18	C.D.E. ULTIMA VUELTA	HYUNDAI GETZ 1.5 CRDi	Francisco Torres Alcala	2A	1	10	4	1:57.338	6.173	0.713	118.1
9	20	EFICAR TEAM	MERCEDES BENZ 190 2.3	Juan Carlos Lopez Olmo	EN	3	7	3	1:57.356	6.191	0.018	118.1
10	29	C.D.E. DEYSCOM SPORT	CITROEN SAXO 1.6	Carlos Plazio Gómez	2A	2	10	5	1:57.551	6.386	0.195	117.9
11	14	RACE	HYUNDAI ACCENT 1.6	Christian García García	2A	3	10	4	1:58.019	6.854	0.468	117.4
12	47	C.D.E. ULTIMA VUELTA	PEUGEOT 205 2.0	Miguel A. Abuin Taeño	EN	4	10	3	1:58.325	7.160	0.306	117.1
13	16	VSR MOTORSPORT	BMW 325i	Raúl Ramperez Morán	EN	5	10	3	1:59.806	8.641	1.481	115.6
14	27	EFICAR TEAM	BMW E36 325i	Teo Antonio Pérez Palomo	EN	6	10	3	2:00.642	9.477	0.836	114.8
15	11	PARADINAS MOTORSPORT	HYUNDAI GETZ 1.6	Agustín Gómez Serrano	2A	4	10	7	2:00.879	9.714	0.237	114.6
16	19	C.D.E. ULTIMA VUELTA	HYUNDAI GETZ 1.5 CRDi	Adrián Martín Abrales	2A	5	10	9	2:01.978	10.813	1.099	113.6
17	40	ANDRES SANCHEZ PEREZ	HONDA CIVIC 1.6	Andrés Sanchez Perez	EN	7	10	6	2:03.363	12.198	1.385	112.3
18	17	RACE	MAZDA RX8 Sport Cup	Ernesto Nava Hidalgo	2A	6	2	2	2:03.429	12.264	0.066	112.2
19	30	ESCUADERIA MADRID HISTORIC	BMW E30 325i	Julio Chapatte Cortes	EN	8	9	5	2:05.566	14.401	2.137	110.3
20	24	JOSE D. BARTOL SALAZAR	OPEL KADETT 2.0	José David Bartol Salazar	EN	9	9	5	2:05.570	14.405	0.004	110.3
21	23	A.D. CLEMENTE ARROYO	HYUNDAI ACCENT 1.5	Jesus Escolar Álvarez	2A	7	9	9	2:05.800	14.635	0.230	110.1
22	45	CLUB AUTOMOVIL SIERO	FORD PUMA 1.6	Jose Luis Crespillo Calderón	1	1	9	6	2:07.476	16.311	1.676	108.7
23	38	RASANTE SPORT	VOLKSWAGEN GOLF	Eduardo Martin Martinez	EN	10	9	6	2:08.115	16.950	0.639	108.1
24	46	EFICAR TEAM	TOYOTA AYGO	José M. Rodríguez Cañibano	KR	1	9	2	2:16.681	25.516	8.566	101.4
25	48	AS PONTES MOTORSPORT	TOYOTA AYGO	Antonio Otero Montero	KR	2	9	3	2:17.629	26.464	0.948	100.7
26	50	A.E.C.D.	TOYOTA AYGO	Alvaro Serrano Aguilar	KR	3	9	7	2:18.777	27.612	1.148	99.8
27	49	EFICAR TEAM	TOYOTA AYGO	Jorge J. Rodríguez Cañibano	KR	4	9	7	2:18.811	27.646	0.034	99.8



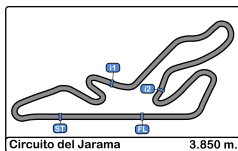
Circuito del Jarama

División 1

1ª Carrera

Distancia y Velocidad Media

Cls	Nº	Concursante	Piloto 1	Piloto 2	Vehiculo	Cat	Cls	Vtas.	Distancia	Tiempo	Km/h
1	1	IGNACIO LEIRANA CASTILL	Ignacio J. Leirana Castillo		CITROEN AX 1.6	2B	1	10	38.50	19:04.709	121.0
2	8	ESCUADERIA GREDOS	Javier Moreno García		PEUGEOT 205 1.6	2B	2	10	38.50	19:11.497	120.3
3	12	RASANTE SPORT	Jaime Cela Talavera		CITROEN SAXO 1.6	2B	3	10	38.50	19:30.642	118.3
4	18	C.D.E. ULTIMA VUELTA	Francisco Torres Alcalá	Jr	HYUNDAI GETZ 1.5 CRDi	2A	1	10	38.50	19:43.541	117.1
5	29	C.D.E. DEYSCOM SPORT	Carlos Plazio Gómez		CITROEN SAXO 1.6	2A	2	10	38.50	19:44.488	117.0
6	28	VSR MOTORSPORT	Enrique Sánchez González	Rk	BMW E36 325i	EN	1	10	38.50	19:44.650	116.9
7	5	C.D.E. ULTIMA VUELTA	Juan C. Fernandez Pedrero		CITROEN AX 1.6	EN	2	10	38.50	19:45.541	116.9
8	14	RACE	Christian García García	Jr	HYUNDAI ACCENT 1.6	2A	3	10	38.50	20:01.140	115.3
9	47	C.D.E. ULTIMA VUELTA	Miguel A. Abuin Taeño		PEUGEOT 205 2.0	EN	3	10	38.50	20:06.803	114.8
10	16	VSR MOTORSPORT	<u>Raúl Ramperez Morán</u>	Oscar Auñón Fernandez	BMW 325i	EN	4	10	38.50	20:16.651	113.9
11	27	EFICAR TEAM	Teo Antonio Pérez Palomo		BMW E36 325i	EN	5	10	38.50	20:25.652	113.0
12	11	PARADINAS MOTORSPORT	Agustín Gómez Serrano		HYUNDAI GETZ 1.6	2A	4	10	38.50	20:49.701	110.9
13	19	C.D.E. ULTIMA VUELTA	Adrián Martín Abraldes	Rk	HYUNDAI GETZ 1.5 CRDi	2A	5	10	38.50	20:56.812	110.2
14	40	ANDRES SANCHEZ PEREZ	Andrés Sanchez Perez		HONDA CIVIC 1.6	EN	6	10	38.50	21:00.807	109.9
15	30	ESCUADERIA MADRID HISTO	<u>Julio Chapatte Cortes</u>	Jaime Artajo De No	BMW E30 325i	EN	7	9	34.65	19:07.129	108.7
16	24	JOSE D. BARTOL SALAZAR	José David Bartol Salazar	Rk	OPEL KADETT 2.0	EN	8	9	34.65	19:12.887	108.1
17	23	A.D. CLEMENTE ARROYO	<u>Jesus Escolar Álvarez</u>	Antonio Vígara Tena	HYUNDAI ACCENT 1.5	2A	6	9	34.65	19:33.500	106.2
18	38	RASANTE SPORT	<u>Eduardo Martín Martínez</u>	Miguel Angel Martín Calvo	VOLKSWAGEN GOLF	EN	9	9	34.65	19:36.065	106.0
19	45	CLUB AUTOMOVIL SIERO	<u>Jose Luis Crespillo Calderó</u>	Miguel Angel Ureña García	FORD PUMA 1.6	1	1	9	34.65	19:37.432	105.9
20	46	EFICAR TEAM	José M. Rodríguez Cañibano	Rk	TOYOTA AYGO	KR	1	9	34.65	20:46.606	100.0
21	48	AS PONTES MOTORSPORT	Antonio Otero Montero		TOYOTA AYGO	KR	2	9	34.65	20:53.180	99.5
22	50	A.E.C.D.	Alvaro Serrano Aguilar		TOYOTA AYGO	KR	3	9	34.65	21:05.765	98.5
23	49	EFICAR TEAM	Jorge J. Rodríguez Cañibano		TOYOTA AYGO	KR	4	9	34.65	21:08.140	98.3
No clasificados: (Requerimientos: 75% del número de vueltas del líder = 8 Vueltas)											
31		C.D.E. DEYSCOM SPORT	Oscar Plazio Gómez		HONDA CIVIC 1.6	2B	4	7	26.95	13:37.488	118.6
20		EFICAR TEAM	Juan Carlos Lopez Olmo		MERCEDES BENZ 190 2.3	EN	10	7	26.95	14:50.649	108.9
9		EFICAR TEAM	Santiago Castilla Salinero		HYUNDAI GETZ 1.5 CRDi	2B	5	4	15.40	7:56.540	116.3
17		RACE	Ernesto Nava Hidalgo		MAZDA RX8 Sport Cup	2A	7	2	07.70	4:15.150	108.6
15		EFICAR TEAM	Jesus Lopez-Pozuelo Rivas		PEUGEOT 205 1.6	2B	6				
4		LA RUINA RACING	Luis Barroso Catalina		HONDA CIVIC 1.6	2A	8				



Circuito del Jarama

División 1

1ª Carrera

Tiempos Por Vuelta

1	1 Ignacio J. Leirana Castillo	CITROEN AX 1.6	11	1 Agustín Gómez Serrano	HYUNDAI GETZ 1.6
2B	2	IGNACIO LEIRANA CASTILLO	2A	2	PARADINAS MOTORSPORT

Vta	D	Tiempo	Sector 1	Sector 2	Sector 3	V.Max	Elapsed	Vta	D	Tiempo	Sector 1	Sector 2	Sector 3	V.Max	Elapsed
1		1:51.165	43.547	36.764	30.854		1:51.165	1		2:21.660	1:04.196	43.049	34.415		2:21.660
2		1:52.335	43.048	37.647	31.640		3:43.500	2		2:00.923	46.004	41.331	33.588		4:22.583
3		1:55.163	44.123	38.559	32.481		5:38.663	3		2:07.590	46.549	41.853	39.188		6:30.173
4		1:56.192	43.865	38.623	33.704		7:34.855	4		2:04.798	48.840	42.216	33.742		8:34.971
5		1:52.319	43.382	37.310	31.627		9:27.174	5		2:04.560	47.253	43.280	34.027		10:39.531
6		1:53.551	43.974	38.214	31.363		11:20.725	6		2:00.900	46.369	40.663	33.868		12:40.431
7		1:54.314	43.422	38.945	31.947		13:15.039	7		2:00.879	45.654	40.299	34.926		14:41.310
8		1:58.187	44.059	42.205	31.923		15:13.226	8		2:02.026	46.225	41.621	34.180		16:43.336
9		1:53.838	43.829	38.387	31.622		17:07.064	9		2:01.484	46.221	41.407	33.856		18:44.820
10		1:57.645	44.339	39.020	34.286		19:04.709	10		2:04.881	46.170	43.047	35.664		20:49.701

5	1 Juan C. Fernandez Pedrero	CITROEN AX 1.6	12	1 Jaime Cela Talavera	CITROEN SAXO 1.6
EN	2	C.D.E. ULTIMA VUELTA	2B	2	RASANTE SPORT

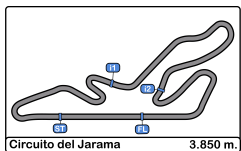
Vta	D	Tiempo	Sector 1	Sector 2	Sector 3	V.Max	Elapsed	Vta	D	Tiempo	Sector 1	Sector 2	Sector 3	V.Max	Elapsed
1		2:05.457	51.231	40.073	34.153		2:05.457	1		1:56.491	45.931	38.436	32.124		1:56.491
2		1:58.143	45.580	39.210	33.353		4:03.600	2		1:53.290	43.358	38.095	31.837		3:49.781
3		1:57.501	45.392	39.067	33.042		6:01.101	3		1:54.009	43.955	38.128	31.926		5:43.790
4		1:57.009	45.253	38.750	33.006		7:58.110	4		1:54.451	43.398	37.772	33.281		7:38.241
5		1:57.202	44.863	39.016	33.323		9:55.312	5		1:54.979	43.627	38.460	32.892		9:33.220
6		1:58.534	45.928	39.566	33.040		11:53.846	6		1:57.136	46.190	38.475	32.471		11:30.356
7		2:00.701	47.195	40.407	33.099		13:54.547	7		2:02.830	46.039	38.759	38.032		13:33.186
8		1:57.179	45.096	38.898	33.185		15:51.726	8		1:59.587	45.000	42.081	32.506		15:32.773
9		1:57.190	45.380	38.947	32.863		17:48.916	9		1:59.124	45.064	40.654	33.406		17:31.897
10		1:56.625	45.029	38.872	32.724		19:45.541	10		1:58.745	45.163	40.453	33.129		19:30.642

8	1 Javier Moreno García	PEUGEOT 205 1.6	14	1 Christian García García	HYUNDAI ACCENT 1.6
2B	2	ESCUDERIA GREDOS	2A	2	RACE

Vta	D	Tiempo	Sector 1	Sector 2	Sector 3	V.Max	Elapsed	Vta	D	Tiempo	Sector 1	Sector 2	Sector 3	V.Max	Elapsed
1		1:57.995	46.905	39.046	32.044		1:57.995	1		2:09.807	49.862	40.750	39.195		2:09.807
2		1:53.735	43.511	38.077	32.147		3:51.730	2		1:59.473	45.882	40.710	32.881		4:09.280
3		1:52.952	43.433	37.929	31.590		5:44.682	3		1:58.023	45.032	40.080	32.911		6:07.303
4		1:54.282	43.906	38.044	32.332		7:38.964	4		1:58.019	45.030	40.010	32.979		8:05.322
5		1:53.918	43.624	38.138	32.156		9:32.882	5		1:59.578	45.500	40.705	33.373		10:04.900
6		1:55.377	44.335	39.144	31.898		11:28.259	6		1:59.201	45.913	39.648	33.640		12:04.101
7		1:53.909	43.860	38.174	31.875		13:22.168	7		1:58.308	45.127	40.163	33.018		14:02.409
8		1:56.501	43.867	38.939	33.695		15:18.669	8		2:00.253	46.735	40.495	33.023		16:02.662
9		1:54.542	44.122	38.266	32.154		17:13.211	9		1:58.995	45.192	40.272	33.531		18:01.657
10		1:58.286	44.898	39.914	33.474		19:11.497	10		1:59.483	45.424	40.060	33.999		20:01.140

9	1 Santiago Castilla Salinero	HYUNDAI GETZ 1.5 CRDi	15	1 Jesus Lopez-Pozuelo Rivas	PEUGEOT 205 1.6
2B	2	EFICAR TEAM	2B	2	EFICAR TEAM

Vta	D	Tiempo	Sector 1	Sector 2	Sector 3	V.Max	Elapsed	Vta	D	Tiempo	Sector 1	Sector 2	Sector 3	V.Max	Elapsed
1		2:06.173	51.719	40.356	34.098		2:06.173	1			42.551	37.132			
2		1:57.505	44.950	39.330	33.225		4:03.678								
3		1:55.814	44.012	38.881	32.921		5:59.492								
4		1:57.048	45.118	39.101	32.829		7:56.540								
5			45.301												



Circuito del Jarama

División 1

1ª Carrera

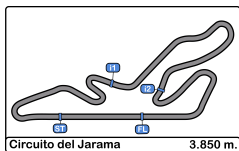
Tiempos Por Vuelta

16							20								
1 Raúl Ramperez Morán BMW 325i							1 Juan Carlos Lopez Olmo MERCEDES BENZ 190 2.3								
2 Oscar Auñon Fernandez VSR MOTORSPORT							2 EFICAR TEAM								
Vta	D	Tiempo	Sector 1	Sector 2	Sector 3	V.Max	Elapsed	Vta	D	Tiempo	Sector 1	Sector 2	Sector 3	V.Max	Elapsed
1	1	2:09.795	53.193	41.872	34.730		2:09.795	1	1	2:02.297	50.229	39.509	32.559		2:02.297
2	1	2:00.698	46.447	40.616	33.635		4:10.493	2	1	1:57.420	44.848	39.503	33.069		3:59.717
3	1	1:59.806	45.710	40.369	33.727		6:10.299	3	1	1:57.356	44.962	39.524	32.870		5:57.073
4	1	2:00.361	45.798	40.670	33.893		8:10.660	4	1	1:58.983	45.143	39.989	33.851		7:56.056
5	1	2:00.507	45.890	40.939	33.678		10:11.167	5	1	1:59.031	45.551	39.913	33.567		9:55.087
6	1	2:00.519	46.014	40.706	33.799		12:11.686	6	1	1:58.059	45.143	39.718	33.198		11:53.146
7	1	2:00.455	46.025	40.619	33.811		14:12.141	7	1	2:57.503 P	47.024	46.923	1:23.556		14:50.649
8	1	2:01.487	46.484	40.856	34.147		16:13.628	8		4:53.606					
9	1	2:01.656	46.528	41.214	33.914		18:15.284	23							
10	1	2:01.367	46.413	40.804	34.150		20:16.651	1 Jesus Escolar Álvarez HYUNDAI ACCENT 1.5							

17							23								
1 Ernesto Nava Hidalgo MAZDA RX8 Sport Cup							2 Antonio Vigara Tena A.D. CLEMENTE ARROYO								
2A RACE							2A								
Vta	D	Tiempo	Sector 1	Sector 2	Sector 3	V.Max	Elapsed	Vta	D	Tiempo	Sector 1	Sector 2	Sector 3	V.Max	Elapsed
1	1	2:11.721	52.401	40.991	38.329		2:11.721	1	1	2:33.244	55.422	43.934	53.888		2:33.244
2		2:03.429	46.738	40.480	36.211		4:15.150	2	1	2:10.759	50.024	43.478	37.257		4:44.003
3			47.296	40.170				3	1	2:08.373	48.817	43.136	36.420		6:52.376
								4	1	2:07.873	49.023	43.025	35.825		9:00.249
								5	1	2:07.109	48.591	43.282	35.236		11:07.358
								6	1	2:06.651	48.396	43.231	35.024		13:14.009
								7	1	2:06.855	48.813	42.994	35.048		15:20.864
								8	1	2:06.836	48.308	42.860	35.668		17:27.700
								9	1	2:05.800	48.536	42.321	34.943		19:33.500

18							24								
1 Francisco Torres Alcalá HYUNDAI GETZ 1.5 CRDi							1 José David Bartol Salazar OPEL KADETT 2.0								
2A C.D.E. ULTIMA VUELTA							2 JOSE D. BARTOL SALAZAR								
Vta	D	Tiempo	Sector 1	Sector 2	Sector 3	V.Max	Elapsed	Vta	D	Tiempo	Sector 1	Sector 2	Sector 3	V.Max	Elapsed
1	1	2:00.196	47.979	39.582	32.635		2:00.196	1	1	2:15.881	56.216	43.590	36.075		2:15.881
2	1	1:57.988	45.465	39.614	32.909		3:58.184	2	1	2:06.336	49.064	42.116	35.156		4:22.217
3	1	1:57.577	45.178	39.181	33.218		5:55.761	3	1	2:07.033	48.714	41.795	36.524		6:29.250
4	1	1:57.338	44.837	39.609	32.892		7:53.099	4	1	2:12.372	49.464	41.750	41.158		8:41.622
5	1	1:57.850	45.522	39.556	32.772		9:50.949	5	1	2:05.570	48.124	42.282	35.164		10:47.192
6	1	1:59.160	45.422	41.031	32.707		11:50.109	6	1	2:05.839	48.350	42.141	35.348		12:53.031
7	1	1:58.746	45.258	40.611	32.877		13:48.855	7	1	2:05.966	48.243	42.111	35.612		14:58.997
8	1	1:57.589	44.749	39.849	32.991		15:46.444	8	1	2:05.948	48.650	41.959	35.339		17:04.945
9	1	1:59.238	45.378	40.366	33.494		17:45.682	9	1	2:07.942	49.273	42.534	36.135		19:12.887
10	1	1:57.859	45.223	39.762	32.874		19:43.541								

19							27								
1 Adrián Martín Abrahades HYUNDAI GETZ 1.5 CRDi							1 Teo Antonio Pérez Palomo BMW E36 325i								
2A C.D.E. ULTIMA VUELTA							2 EFICAR TEAM								
Vta	D	Tiempo	Sector 1	Sector 2	Sector 3	V.Max	Elapsed	Vta	D	Tiempo	Sector 1	Sector 2	Sector 3	V.Max	Elapsed
1	1	2:13.971	52.745	45.169	36.057		2:13.971	1	1	2:10.271	53.394	42.172	34.705		2:10.271
2	1	2:03.018	47.402	41.864	33.752		4:16.989	2	1	2:01.424	46.433	40.829	34.162		4:11.695
3	1	2:10.186	46.350	40.556	43.280		6:27.175	3	1	2:00.642	45.804	40.854	33.984		6:12.337
4	1	2:06.917	49.174	42.088	35.655		8:34.092	4	1	2:01.535	45.903	41.062	34.570		8:13.872
5	1	2:05.187	47.786	42.715	34.686		10:39.279	5	1	2:01.393	46.227	41.033	34.133		10:15.265
6	1	2:02.109	47.464	41.107	33.538		12:41.388	6	1	2:01.514	46.019	41.044	34.451		12:16.779
7	1	2:05.872	48.078	43.225	34.569		14:47.260	7	1	2:02.011	46.452	41.200	34.359		14:18.790
8	1	2:03.180	47.657	41.756	33.767		16:50.440	8	1	2:02.974	46.626	42.092	34.256		16:21.764
9	1	2:01.978	46.523	41.235	34.220		18:52.418	9	1	2:02.165	46.584	41.315	34.266		18:23.929
10	1	2:04.394	47.494	42.540	34.360		20:56.812	10	1	2:01.723	46.318	41.147	34.258		20:25.652



Circuito del Jarama

División 1

1ª Carrera

Tiempos Por Vuelta

28 1 Enrique Sánchez González BMW E36 325i

EN 2 VSR MOTORSPORT

Vta	D	Tiempo	Sector 1	Sector 2	Sector 3	V.Max	Elapsed
1		2:06.512	51.475	40.424	34.613		2:06.512
2		1:58.710	45.623	39.601	33.486		4:05.222
3		1:56.825	44.808	39.383	32.634		6:02.047
4		1:56.413	44.794	39.232	32.387		7:58.460
5		1:56.957	45.011	39.402	32.544		9:55.417
6		1:57.844	45.477	39.603	32.764		11:53.261
7		1:58.718	45.967	39.444	33.307		13:51.979
8		1:57.361	45.351	39.476	32.534		15:49.340
9		1:57.177	44.848	39.563	32.766		17:46.517
10		1:58.133	45.796	39.529	32.808		19:44.650

29 1 Carlos Plazio Gómez CITROEN SAXO 1.6

2A 2 C.D.E. DEYSCOM SPORT

Vta	D	Tiempo	Sector 1	Sector 2	Sector 3	V.Max	Elapsed
1		1:59.871	47.521	39.567	32.783		1:59.871
2		1:57.914	45.353	39.628	32.933		3:57.785
3		1:57.609	45.244	39.158	33.207		5:55.394
4		1:58.428	45.767	39.717	32.944		7:53.822
5		1:57.551	45.200	39.497	32.854		9:51.373
6		1:58.951	45.425	40.869	32.657		11:50.324
7		1:58.235	45.566	39.694	32.975		13:48.559
8		1:58.049	45.594	39.659	32.796		15:46.608
9		1:59.002	45.090	39.986	33.926		17:45.610
10		1:58.878	45.756	39.674	33.448		19:44.488

30 1 Julio Chapatte Cortes BMW E30 325i

EN 2 Jaime Artajo De No ESCUDERIA MADRID HISTORICOS

Vta	D	Tiempo	Sector 1	Sector 2	Sector 3	V.Max	Elapsed
1	1	2:13.424	54.663	43.320	35.441		2:13.424
2	1	2:06.380	47.638	44.056	34.686		4:19.804
3	1	2:06.022	47.379	42.552	36.091		6:25.826
4	1	2:07.502	48.713	42.771	36.018		8:33.328
5	1	2:05.566	48.150	42.521	34.895		10:38.894
6	1	2:07.918	49.048	43.375	35.495		12:46.812
7	1	2:07.278	48.570	43.166	35.542		14:54.090
8	1	2:05.857	47.686	42.880	35.291		16:59.947
9	1	2:07.182	48.495	43.311	35.376		19:07.129

31 1 Oscar Plazio Gómez HONDA CIVIC 1.6

2B 2 C.D.E. DEYSCOM SPORT

Vta	D	Tiempo	Sector 1	Sector 2	Sector 3	V.Max	Elapsed
1		1:57.374	46.604	38.709	32.061		1:57.374
2		1:54.115	43.504	38.409	32.202		3:51.489
3		1:56.239	44.492	38.922	32.825		5:47.728
4		1:57.197	44.328	39.686	33.183		7:44.925
5		1:57.434	44.685	39.526	33.223		9:42.359
6		1:57.680	44.570	40.102	33.008		11:40.039
7		1:57.449	45.459	39.349	32.641		13:37.488

38 1 Eduardo Martin Martinez VOLKSWAGEN GOLF

EN 2 Miguel Angel Martin Calvo RASANTE SPORT

Vta	D	Tiempo	Sector 1	Sector 2	Sector 3	V.Max	Elapsed
1	1	2:19.499	57.150	44.088	38.261		2:19.499
2	1	2:11.520	50.940	44.144	36.436		4:31.019
3	1	2:10.650	49.502	43.786	37.362		6:41.669
4	1	2:09.672	49.565	43.783	36.324		8:51.341
5	1	2:08.748	49.136	43.601	36.011		11:00.089
6	1	2:08.115	48.599	43.528	35.988		13:08.204
7	1	2:10.624	48.478	45.600	36.546		15:18.828
8	1	2:08.333	48.738	43.475	36.120		17:27.161
9	1	2:08.904	48.862	44.220	35.822		19:36.065

40 1 Andrés Sanchez Perez HONDA CIVIC 1.6

EN 2 ANDRES SANCHEZ PEREZ

Vta	D	Tiempo	Sector 1	Sector 2	Sector 3	V.Max	Elapsed
1		2:14.133	55.714	43.087	35.332		2:14.133
2		2:06.313	48.774	42.883	34.656		4:20.446
3		2:06.758	47.803	42.167	36.788		6:27.204
4		2:05.508	48.784	41.785	34.939		8:32.712
5		2:04.218	47.945	41.776	34.497		10:36.930
6		2:03.363	47.899	41.184	34.280		12:40.293
7		2:06.677	48.888	42.894	34.895		14:46.970
8		2:05.617	49.432	41.603	34.582		16:52.587
9		2:03.960	47.777	41.547	34.636		18:56.547
10		2:04.260	47.936	41.530	34.794		21:00.807

45 1 Jose Luis Crespillo Calderón FORD PUMA 1.6

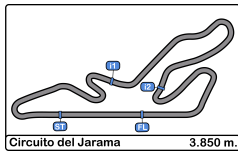
1 2 Miguel Angel Ureña García CLUB AUTOMOVIL SIERO

Vta	D	Tiempo	Sector 1	Sector 2	Sector 3	V.Max	Elapsed
1	1	2:21.818	58.689	44.102	39.027		2:21.818
2	1	2:12.801	50.892	44.967	36.942		4:34.619
3	1	2:10.041	49.489	43.269	37.283		6:44.660
4	1	2:08.787	49.087	43.485	36.215		8:53.447
5	1	2:07.717	48.800	43.587	35.330		11:01.164
6	1	2:07.476	48.631	43.192	35.653		13:08.640
7	1	2:11.629	48.506	45.972	37.151		15:20.269
8	1	2:08.561	48.416	43.070	37.075		17:28.830
9	1	2:08.602	49.319	43.847	35.436		19:37.432

46 1 José M. Rodríguez Cañibano TOYOTA AYGO

KR 2 EFICAR TEAM

Vta	D	Tiempo	Sector 1	Sector 2	Sector 3	V.Max	Elapsed
1		2:25.889	1:00.060	47.565	38.264		2:25.889
2		2:16.681	51.452	47.220	38.009		4:42.570
3		2:17.143	51.781	47.268	38.094		6:59.713
4		2:17.420	51.999	47.413	38.008		9:17.133
5		2:18.003	52.018	47.905	38.080		11:35.136
6		2:17.620	52.107	47.362	38.151		13:52.756
7		2:17.345	51.898	47.393	38.054		16:10.101
8		2:18.303	52.096	48.092	38.115		18:28.404
9		2:18.202	52.053	47.893	38.256		20:46.606



Circuito del Jarama

División 1

1ª Carrera

Tiempos Por Vuelta

47 1 Miguel A. Abuin Taelo PEUGEOT 205 2.0

EN 2 C.D.E. ULTIMA VUELTA

Vta	D	Tiempo	Sector 1	Sector 2	Sector 3	V.Max	Elapsed
1		2:08.238	53.025	41.266	33.947		2:08.238
2		1:59.261	46.096	39.746	33.419		4:07.499
3		1:58.325	45.712	39.503	33.110		6:05.824
4		1:59.076	45.661	39.600	33.815		8:04.900
5		1:59.645	45.964	39.753	33.928		10:04.545
6		2:00.170	45.890	39.551	34.729		12:04.715
7		2:01.138	46.045	40.495	34.598		14:05.853
8		2:00.310	46.055	40.608	33.647		16:06.163
9		1:59.494	45.837	39.603	34.054		18:05.657
10		2:01.146	45.785	40.401	34.960		20:06.803

48 1 Antonio Otero Montero TOYOTA AYGO

KR 2 AS PONTES MOTORSPORT

Vta	D	Tiempo	Sector 1	Sector 2	Sector 3	V.Max	Elapsed
1		2:26.424	1:00.765	47.468	38.191		2:26.424
2		2:17.691	51.619	47.501	38.571		4:44.115
3		2:17.629	51.873	47.560	38.196		7:01.744
4		2:17.983	51.971	47.799	38.213		9:19.727
5		2:18.656	52.634	47.829	38.193		11:38.383
6		2:19.564	52.529	48.311	38.724		13:57.947
7		2:18.426	52.438	47.735	38.253		16:16.373
8		2:17.868	52.103	47.662	38.103		18:34.241
9		2:18.939	52.739	47.942	38.258		20:53.180

49 1 Jorge J. Rodriguez Cañibano TOYOTA AYGO

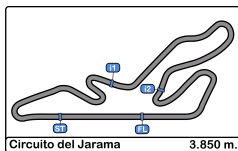
KR 2 EFICAR TEAM

Vta	D	Tiempo	Sector 1	Sector 2	Sector 3	V.Max	Elapsed
1		2:29.179	1:03.229	47.578	38.372		2:29.179
2		2:21.272	54.483	48.147	38.642		4:50.451
3		2:19.640	52.728	47.581	39.331		7:10.091
4		2:19.597	52.772	47.723	39.102		9:29.688
5		2:19.060	53.031	47.860	38.169		11:48.748
6		2:21.501	54.078	48.220	39.203		14:10.249
7		2:18.811	52.509	47.693	38.609		16:29.060
8		2:19.029	52.550	47.639	38.840		18:48.089
9		2:20.051	53.205	47.899	38.947		21:08.140

50 1 Alvaro Serrano Aguilar TOYOTA AYGO

KR 2 A.E.C.D.

Vta	D	Tiempo	Sector 1	Sector 2	Sector 3	V.Max	Elapsed
1		2:28.478	1:02.699	47.449	38.330		2:28.478
2		2:22.539	55.892	48.087	38.560		4:51.017
3		2:19.796	52.834	48.229	38.733		7:10.813
4		2:19.358	52.655	47.825	38.878		9:30.171
5		2:19.249	53.043	47.789	38.417		11:49.420
6		2:19.279	52.857	48.088	38.334		14:08.699
7		2:18.777	52.330	47.859	38.588		16:27.476
8		2:18.950	52.404	47.925	38.621		18:46.426
9		2:19.339	52.647	48.085	38.607		21:05.765



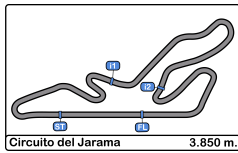
Circuito del Jarama

División 1

1ª Carrera

Análisis

Num	Tiempo Vta.	Dif. 1º	Num	Tiempo Vta.	Dif. 1º	Num	Tiempo Vta.	Dif. 1º	Num	Tiempo Vta.	Dif. 1º
Vta 1			47	1:59.261	23.999	46	2:17.143	1:21.050	5	1:57.202	28.138
1	1:51.165		14	1:59.473	25.780	48	2:17.629	1:23.081	28	1:56.957	28.243
12	1:56.491	05.326	16	2:00.698	26.993	49	2:19.640	1:31.428	47	1:59.645	37.371
31	1:57.374	06.209	27	2:01.424	28.195	50	2:19.796	1:32.150	14	1:59.578	37.726
8	1:57.995	06.830	17	2:03.429	31.650	Num Tiempo Vta. Dif. 1º			16	2:00.507	43.993
29	1:59.871	08.706	19	2:03.018	33.489	Vta 4			27	2:01.393	48.091
18	2:00.196	09.031	30	2:06.380	36.304	1	1:56.192		40	2:04.218	1:09.756
20	2:02.297	11.132	40	2:06.313	36.946	12	1:54.451	03.386	30	2:05.566	1:11.720
5	2:05.457	14.292	24	2:06.336	38.717	8	1:54.282	04.109	19	2:05.187	1:12.105
9	2:06.173	15.008	11	2:00.923	39.083	31	1:57.197	10.070	11	2:04.560	1:12.357
28	2:06.512	15.347	38	2:11.520	47.519	18	1:57.338	18.244	24	2:05.570	1:20.018
47	2:08.238	17.073	45	2:12.801	51.119	29	1:58.428	18.967	38	2:08.748	1:32.915
16	2:09.795	18.630	46	2:16.681	59.070	20	1:58.983	21.201	45	2:07.717	1:33.990
14	2:09.807	18.642	23	2:10.759	1:00.503	9	1:57.048	21.685	23	2:07.109	1:40.184
27	2:10.271	19.106	48	2:17.691	1:00.615	5	1:57.009	23.255	Num Tiempo Vta. Dif. 1º		
17	2:11.721	20.556	49	2:21.272	1:06.951	28	1:56.413	23.605	Vta 6		
30	2:13.424	22.259	50	2:22.539	1:07.517	47	1:59.076	30.045	1	1:53.551	
19	2:13.971	22.806	Num Tiempo Vta. Dif. 1º			14	1:58.019	30.467	8	1:55.377	07.534
40	2:14.133	22.968	Vta 3			16	2:00.361	35.805	12	1:57.136	09.631
24	2:15.881	24.716	1	1:55.163		27	2:01.535	39.017	46	2:18.003	1 Lap
38	2:19.499	28.334	12	1:54.009	05.127	40	2:05.508	57.857	48	2:18.656	1 Lap
11	2:21.660	30.495	8	1:52.952	06.019	30	2:07.502	58.473	31	1:57.680	19.314
45	2:21.818	30.653	31	1:56.239	09.065	19	2:06.917	59.237	49	2:19.060	1 Lap
46	2:25.889	34.724	29	1:57.609	16.731	11	2:04.798	1:00.116	50	2:19.249	1 Lap
48	2:26.424	35.259	18	1:57.577	17.098	24	2:12.372	1:06.767	18	1:59.160	29.384
50	2:28.478	37.313	20	1:57.356	18.410	38	2:09.672	1:16.486	29	1:58.951	29.599
49	2:29.179	38.014	9	1:55.814	20.829	45	2:08.787	1:18.592	20	1:58.059	32.421
23	2:33.244	42.079	5	1:57.501	22.438	23	2:07.873	1:25.394	28	1:57.844	32.536
Num Tiempo Vta. Dif. 1º			28	1:56.825	23.384	46	2:17.420	1:42.278	5	1:58.534	33.121
Vta 2			47	1:58.325	27.161	48	2:17.983	1:44.872	14	1:59.201	43.376
1	1:52.335		14	1:58.023	28.640	Num Tiempo Vta. Dif. 1º			47	2:00.170	43.990
12	1:53.290	06.281	16	1:59.806	31.636	Vta 5			16	2:00.519	50.961
31	1:54.115	07.989	27	2:00.642	33.674	1	1:52.319		27	2:01.514	56.054
8	1:53.735	08.230	30	2:06.022	47.163	49	2:19.597	1 Lap	40	2:03.363	1:19.568
29	1:57.914	14.285	19	2:10.186	48.512	50	2:19.358	1 Lap	11	2:00.900	1:19.706
18	1:57.988	14.684	40	2:06.758	48.541	8	1:53.918	05.708	19	2:02.109	1:20.663
20	1:57.420	16.217	24	2:07.033	50.587	12	1:54.979	06.046	30	2:07.918	1:26.087
5	1:58.143	20.100	11	2:07.590	51.510	31	1:57.434	15.185	24	2:05.839	1:32.306
9	1:57.505	20.178	38	2:10.650	1:03.006	18	1:57.850	23.775	38	2:08.115	1:47.479
28	1:58.710	21.722	45	2:10.041	1:05.997	29	1:57.551	24.199	45	2:07.476	1:47.915
Num Tiempo Vta. Dif. 1º			23	2:08.373	1:13.713	20	1:59.031	27.913	23	2:06.651	1:53.284
Vta 7											
1	1:54.314										
8	1:53.909	07.129									
12	2:02.830	18.147									
31	1:57.449	22.449									
29	1:58.235	33.520									
18	1:58.746	33.816									
28	1:58.718	36.940									
46	2:17.620	1 Lap									
5	2:00.701	39.508									
48	2:19.564	1 Lap									
14	1:58.308	47.370									
47	2:01.138	50.814									
50	2:19.279	1 Lap									
49	2:21.501	1 Lap									
16	2:00.455	57.102									
27	2:02.011	1:03.751									
11	2:00.879	1:26.271									
40	2:06.677	1:31.931									
19	2:05.872	1:32.221									
20	2:57.503	1:35.610									
30	2:07.278	1:39.051									
24	2:05.966	1:43.958									
Num Tiempo Vta. Dif. 1º											
Vta 8											
1	1:58.187										
8	1:56.501	05.443									
38	2:10.624	1 Lap									
45	2:11.629	1 Lap									
23	2:06.855	1 Lap									
12	1:59.587	19.547									
18	1:57.589	33.218									
29	1:58.049	33.382									
28	1:57.361	36.114									
5	1:57.179	38.500									
14	2:00.253	49.436									
47	2:00.310	52.937									
46	2:17.345	1 Lap									
16	2:01.487	1:00.402									
48	2:18.426	1 Lap									



Circuito del Jarama

División 1

1ª Carrera

Análisis

27	2:02.974	1:08.538	18	1:57.859	38.832
50	2:18.777	1 Lap	29	1:58.878	39.779
49	2:18.811	1 Lap	28	1:58.133	39.941
11	2:02.026	1:30.110	5	1:56.625	40.832
19	2:03.180	1:37.214	14	1:59.483	56.431
40	2:05.617	1:39.361	47	2:01.146	1:02.094
30	2:05.857	1:46.721	16	2:01.367	1:11.942
24	2:05.948	1:51.719	27	2:01.723	1:20.943

Num	Tiempo Vta.	Dif. 1º	Num	Tiempo Vta.	Dif. 1º
46	2:18.202	1 Lap			

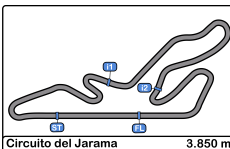
Vta 9

1	1:53.838		11	2:04.881	1:44.992
8	1:54.542	06.147	48	2:18.939	1 Lap
38	2:08.333	1 Lap	19	2:04.394	1:52.103
23	2:06.836	1 Lap	40	2:04.260	1:56.098
45	2:08.561	1 Lap	50	2:19.339	1 Lap
12	1:59.124	24.833	49	2:20.051	1 Lap
29	1:59.002	38.546			
18	1:59.238	38.618			
28	1:57.177	39.453			
5	1:57.190	41.852			
14	1:58.995	54.593			
47	1:59.494	58.593			
16	2:01.656	1:08.220			
27	2:02.165	1:16.865			
46	2:18.303	1 Lap			
48	2:17.868	1 Lap			
11	2:01.484	1:37.756			
50	2:18.950	1 Lap			
49	2:19.029	1 Lap			
19	2:01.978	1:45.354			
40	2:03.960	1:49.483			

Num	Tiempo Vta.	Dif. 1º
-----	-------------	---------

Vta 10

1	1:57.645	
30	2:07.182	1 Lap
8	1:58.286	06.788
24	2:07.942	1 Lap
12	1:58.745	25.933
23	2:05.800	1 Lap
38	2:08.904	1 Lap
45	2:08.602	1 Lap



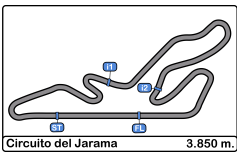
Circuito del Jarama

División 1

1ª Carrera

Mejores Sectores

Sector - 1				Sector - 2				Sector - 3				Vuelta Ideal vs Mejor Vuelta				
Clas	Nº	Piloto	Tiempo	Nº	Piloto	Tiempo	Nº	Piloto	Tiempo	Clas	Nº	Piloto	Vta. Ideal	Mejor V.	Clas	
1	15	Jesus Lopez-Pozuelo	42.551	1	Ignacio J. Leirana Castillo	36.764	1	Ignacio J. Leirana Castillo	30.854	1	1	Ignacio J. Leirana Castillo	1:50.666	1:51.165	1	
2	1	Ignacio J. Leirana Castillo	43.048	15	Jesus Lopez-Pozuelo	37.132	8	Javier Moreno García	31.590	2	8	Javier Moreno García	1:52.952	1:52.952	2	
3	12	Jaime Cela Talavera	43.358	12	Jaime Cela Talavera	37.772	12	Jaime Cela Talavera	31.837	3	12	Jaime Cela Talavera	1:52.967	1:53.290	3	
4	8	Javier Moreno García	43.433	8	Javier Moreno García	37.929	31	Oscar Plazio Gómez	32.061	4	31	Oscar Plazio Gómez	1:53.974	1:54.115	4	
5	31	Oscar Plazio Gómez	43.504	31	Oscar Plazio Gómez	38.409	28	Enrique Sánchez	32.387	5	9	Santiago Castilla Salinero	1:55.722	1:55.814	5	
6	9	Santiago Castilla Salinero	44.012	5	Juan C. Fernandez	38.750	20	Juan Carlos Lopez Olm	32.559	6	5	Juan C. Fernandez	1:56.337	1:56.625	7	
7	18	Francisco Torres Alcala	44.749	9	Santiago Castilla Salinero	38.881	18	Francisco Torres Alcala	32.635	7	28	Enrique Sánchez	1:56.413	1:56.413	6	
8	28	Enrique Sánchez	44.794	29	Carlos Plazio Gómez	39.158	29	Carlos Plazio Gómez	32.657	8	18	Francisco Torres Alcala	1:56.565	1:57.338	8	
9	20	Juan Carlos Lopez Olm	44.848	18	Francisco Torres Alcala	39.181	5	Juan C. Fernandez	32.724	9	29	Carlos Plazio Gómez	1:56.905	1:57.551	10	
10	5	Juan C. Fernandez	44.863	28	Enrique Sánchez	39.232	9	Santiago Castilla Salinero	32.829	10	20	Juan Carlos Lopez Olm	1:56.910	1:57.356	9	
11	14	Christian García García	45.030	20	Juan Carlos Lopez Olm	39.503	14	Christian García García	32.881	11	14	Christian García García	1:57.559	1:58.019	11	
12	29	Carlos Plazio Gómez	45.090	47	Miguel A. Abuin Taeño	39.503	47	Miguel A. Abuin Taeño	33.110	12	47	Miguel A. Abuin Taeño	1:58.274	1:58.325	12	
13	11	Agustín Gómez Serran	45.654	14	Christian García García	39.648	19	Adrián Martín Abraldes	33.538	13	11	Agustín Gómez Serran	1:59.541	2:00.879	15	
14	47	Miguel A. Abuin Taeño	45.661	17	Ernesto Nava Hidalgo	40.170	11	Agustín Gómez Serran	33.588	14	16	Ramperez Morán - Auñón Fernandez	1:59.714	1:59.806	13	
15	16	Ramperez Morán - Auñón Fernandez	45.710	11	Agustín Gómez Serran	40.299	16	Ramperez Morán - Auñón Fernandez	33.635	15	19	Adrián Martín Abraldes	2:00.444	2:01.978	16	
16	27	Teo Antonio Pérez	45.804	16	Ramperez Morán - Auñón Fernandez	40.369	27	Teo Antonio Pérez	33.984	16	27	Teo Antonio Pérez	2:00.617	2:00.642	14	
17	19	Adrián Martín Abraldes	46.350	19	Adrián Martín Abraldes	40.556	40	Andrés Sanchez Perez	34.280	17	17	Ernesto Nava Hidalgo	2:03.119	2:03.429	18	
18	17	Ernesto Nava Hidalgo	46.738	27	Teo Antonio Pérez	40.829	30	Chapatte Cortes - Artajo De No	34.686	18	40	Andrés Sanchez Perez	2:03.241	2:03.363	17	
19	30	Chapatte Cortes - Artajo De No	47.379	40	Andrés Sanchez Perez	41.184	23	Escolar Álvarez - Vigara Tena	34.943	19	30	Chapatte Cortes - Artajo De No	2:04.586	2:05.566	19	
20	40	Andrés Sanchez Perez	47.777	24	José David Bartol Salazar	41.750	24	José David Bartol Salazar	35.156	20	24	José David Bartol Salazar	2:05.030	2:05.570	20	
21	24	José David Bartol Salazar	48.124	23	Escolar Álvarez - Vigara Tena	42.321	45	Crespillo Calderón - Ureña García	35.330	21	23	Escolar Álvarez - Vigara Tena	2:05.572	2:05.800	21	
22	23	Escolar Álvarez - Vigara Tena	48.308	30	Chapatte Cortes - Artajo De No	42.521	38	Martin Martinez - Angel Martin	35.822	22	45	Crespillo Calderón - Ureña García	2:06.816	2:07.476	22	
23	45	Crespillo Calderón - Ureña García	48.416	45	Crespillo Calderón - Ureña García	43.070	17	Ernesto Nava Hidalgo	36.211	23	38	Martin Martinez - Angel Martin	2:07.775	2:08.115	23	
24	38	Martin Martinez - Angel Martin	48.478	38	Martin Martinez - Angel Martin	43.475	46	José M. Rodriguez Cañibano	38.008	24	46	José M. Rodriguez Cañibano	2:16.680	2:16.681	24	
25	46	José M. Rodriguez Cañibano	51.452	46	José M. Rodriguez Cañibano	47.220	48	Antonio Otero Montero	38.103	25	48	Antonio Otero Montero	2:17.190	2:17.629	25	
26	48	Antonio Otero Montero	51.619	50	Alvaro Serrano Aguilar	47.449	49	Jorge J. Rodriguez Cañibano	38.169	26	50	Alvaro Serrano Aguilar	2:18.109	2:18.777	26	
27	50	Alvaro Serrano Aguilar	52.330	48	Antonio Otero Montero	47.468	50	Alvaro Serrano Aguilar	38.330	27	49	Jorge J. Rodriguez Cañibano	2:18.256	2:18.811	27	
28	49	Jorge J. Rodriguez Cañibano	52.509	49	Jorge J. Rodriguez Cañibano	47.578	15	Jesus Lopez-Pozuelo	Transpon	28	15	Jesus Lopez-Pozuelo	Transpon	Transpo	28	



Circuito del Jarama

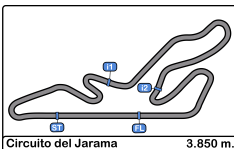
División 1

1ª Carrera

Secuencia Líder

<u>Nº</u>	<u>Concursante</u>	<u>Piloto 1</u>	<u>Piloto 2</u>	<u>Vehículo</u>	<u>Cat</u>	<u>Vta. Inici</u>	<u>Vta. Fin</u>	<u>Vtas.</u>	<u>Total Vtas.</u>
1	IGNACIO LEIRANA CASTILLO	Ignacio J. Leirana Castillo		CITROEN AX 1.6	2B	1	10	10	10





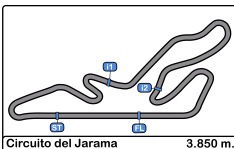
Circuito del Jarama

División 1

1ª Carrera

5 Mejores Tiempos

Cl	Nº	Concursante	Piloto 1	Piloto 2	Vehiculo	Cat	Cl	Mejor 1		Mejor 2		Mejor 3		Mejor 4		Mejor 5	
								Tiempo	Vta.	Tiempo	Vta.	Tiempo	Vta.	Tiempo	Vta.	Tiempo	Vta.
1	1	IGNACIO LEIRANA CASTILLO	Ignacio J. Leirana Castillo		CITROEN AX 1.6	2B	1	1:51.165	1	1:52.319	5	1:52.335	2	1:53.551	6	1:53.838	9
2	8	ESCUADERIA GREDOS	Javier Moreno García		PEUGEOT 205 1.6	2B	2	1:52.952	3	1:53.735	2	1:53.909	7	1:53.918	5	1:54.282	4
3	12	RASANTE SPORT	Jaime Cela Talavera		CITROEN SAXO 1.6	2B	3	1:53.290	2	1:54.009	3	1:54.451	4	1:54.979	5	1:56.491	1
4	31	C.D.E. DEYSCOM SPORT	Oscar Plazio Gómez		HONDA CIVIC 1.6	2B	4	1:54.115	2	1:56.239	3	1:57.197	4	1:57.374	1	1:57.434	5
5	9	EFICAR TEAM	Santiago Castilla Salinero		HYUNDAI GETZ 1.5 CRDi	2B	5	1:55.814	3	1:57.048	4	1:57.505	2	2:06.173	1		
6	28	VSR MOTORSPORT	Enrique Sánchez González	Rk	BMW E36 325i	EN	1	1:56.413	4	1:56.825	3	1:56.957	5	1:57.177	9	1:57.361	8
7	5	C.D.E. ULTIMA VUELTA	Juan C. Fernandez Pedrero		CITROEN AX 1.6	EN	2	1:56.625	10	1:57.009	4	1:57.179	8	1:57.190	9	1:57.202	5
8	18	C.D.E. ULTIMA VUELTA	Francisco Torres Alcalá	Jr	HYUNDAI GETZ 1.5 CRDi	2A	1	1:57.338	4	1:57.577	3	1:57.589	8	1:57.850	5	1:57.859	10
9	20	EFICAR TEAM	Juan Carlos Lopez Olmo		MERCEDES BENZ 190 2.3	EN	3	1:57.356	3	1:57.420	2	1:58.059	6	1:58.983	4	1:59.031	5
10	29	C.D.E. DEYSCOM SPORT	Carlos Plazio Gómez		CITROEN SAXO 1.6	2A	2	1:57.551	5	1:57.609	3	1:57.914	2	1:58.049	8	1:58.235	7
11	14	RACE	Christian García García	Jr	HYUNDAI ACCENT 1.6	2A	3	1:58.019	4	1:58.023	3	1:58.308	7	1:58.995	9	1:59.201	6
12	47	C.D.E. ULTIMA VUELTA	Miguel A. Abuín Taelño		PEUGEOT 205 2.0	EN	4	1:58.325	3	1:59.076	4	1:59.261	2	1:59.494	9	1:59.645	5
13	16	VSR MOTORSPORT	<u>Raúl Ramperez Morán</u>	Oscar Auñón Fernandez	BMW 325i	EN	5	1:59.806	3	2:00.361	4	2:00.455	7	2:00.507	5	2:00.519	6
14	27	EFICAR TEAM	Teo Antonio Pérez Palomo		BMW E36 325i	EN	6	2:00.642	3	2:01.393	5	2:01.424	2	2:01.514	6	2:01.535	4
15	11	PARADINAS MOTORSPORT	Agustín Gómez Serrano		HYUNDAI GETZ 1.6	2A	4	2:00.879	7	2:00.900	6	2:00.923	2	2:01.484	9	2:02.026	8
16	19	C.D.E. ULTIMA VUELTA	Adrián Martín Abraldes	Rk	HYUNDAI GETZ 1.5 CRDi	2A	5	2:01.978	9	2:02.109	6	2:03.018	2	2:03.180	8	2:04.394	10
17	40	ANDRES SANCHEZ PEREZ	Andrés Sanchez Perez		HONDA CIVIC 1.6	EN	7	2:03.363	6	2:03.960	9	2:04.218	5	2:04.260	10	2:05.508	4
18	17	RACE	Ernesto Nava Hidalgo		MAZDA RX8 Sport Cup	2A	6	2:03.429	2	2:11.721	1						
19	30	ESCUADERIA MADRID	<u>Julio Chapatte Cortes</u>	Jaime Artajo De No	BMW E30 325i	EN	8	2:05.566	5	2:05.857	8	2:06.022	3	2:06.380	2	2:07.182	9
20	24	JOSE D. BARTOL SALAZAR	José David Bartol Salazar	Rk	OPEL KADETT 2.0	EN	9	2:05.570	5	2:05.839	6	2:05.948	8	2:05.966	7	2:06.336	2
21	23	A.D. CLEMENTE ARROYO	<u>Jesus Escolar Álvarez</u>	Antonio Vígara Tena	HYUNDAI ACCENT 1.5	2A	7	2:05.800	9	2:06.651	6	2:06.836	8	2:06.855	7	2:07.109	5
22	45	CLUB AUTOMOVIL SIERO	<u>Jose Luis Crespillo Calderón</u>	Miguel Angel Ureña García	FORD PUMA 1.6	1	1	2:07.476	6	2:07.717	5	2:08.561	8	2:08.602	9	2:08.787	4
23	38	RASANTE SPORT	<u>Eduardo Martín Martínez</u>	Miguel Angel Martín Calvo	VOLKSWAGEN GOLF	EN	10	2:08.115	6	2:08.333	8	2:08.748	5	2:08.904	9	2:09.672	4
24	46	EFICAR TEAM	José M. Rodríguez Cañibano	Rk	TOYOTA AYGO	KR	1	2:16.681	2	2:17.143	3	2:17.345	7	2:17.420	4	2:17.620	6
25	48	AS PONTES MOTORSPORT	Antonio Otero Montero		TOYOTA AYGO	KR	2	2:17.629	3	2:17.691	2	2:17.868	8	2:17.983	4	2:18.426	7
26	50	A.E.C.D.	Alvaro Serrano Aguilar		TOYOTA AYGO	KR	3	2:18.777	7	2:18.950	8	2:19.249	5	2:19.279	6	2:19.339	9
27	49	EFICAR TEAM	Jorge J. Rodríguez Cañibano		TOYOTA AYGO	KR	4	2:18.811	7	2:19.029	8	2:19.060	5	2:19.597	4	2:19.640	3
28	15	EFICAR TEAM	Jesus Lopez-Pozuelo Rivas		PEUGEOT 205 1.6	2B	6										



Circuito del Jarama

División 1

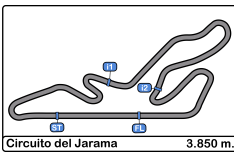
1ª Carrera

Cuentavueltas

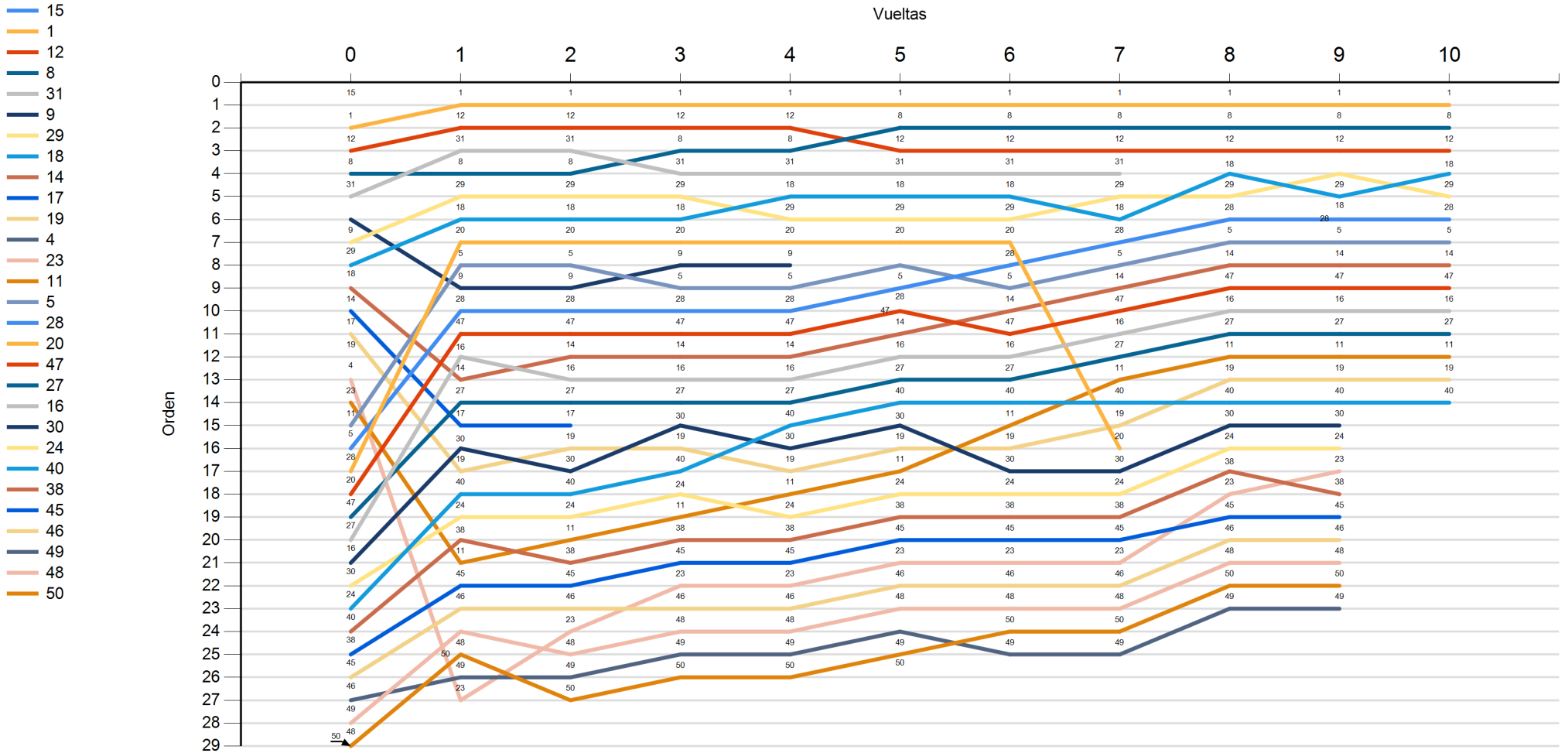
Vta.

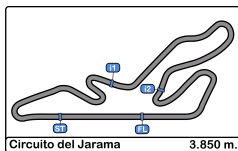
Nr	Po	Grid	1	2	3	4	5	6	7	8	9	10
15	1	15	1	1	1	1	1	1	1	1	1	1
1	2	1	12	12	12	12	8	8	8	8	8	8
12	3	12	31	31	8	8	12	12	12	12	12	12
8	4	8	8	8	31	31	31	31	31	18	29	18
31	5	31	29	29	29	18	18	18	29	29	18	29
9	6	9	18	18	18	29	29	29	18	28	28	28
29	7	29	20	20	20	20	20	20	28	5	5	5
18	8	18	5	5	9	9	5	28	5	14	14	14
14	9	14	9	9	5	5	28	5	14	47	47	47
17	10	17	28	28	28	28	47	14	47	16	16	16
19	11	19	47	47	47	47	14	47	16	27	27	27
4	12	4	16	14	14	14	16	16	27	11	11	11
23	13	23	14	16	16	16	27	27	11	19	19	19
11	14	11	27	27	27	27	40	40	40	40	40	40
5	15	5	17	17	30	40	30	11	19	30	30	
28	16	28	30	19	19	30	19	19	20	24	24	
20	17	20	19	30	40	19	11	30	30	38	23	
47	18	47	40	40	24	11	24	24	24	23	38	
27	19	27	24	24	11	24	38	38	38	45	45	
16	20	16	38	11	38	38	45	45	45	46	46	
30	21	30	11	38	45	45	23	23	23	48	48	
24	22	24	45	45	23	23	46	46	46	50	50	
40	23	40	46	46	46	46	48	48	48	49	49	
38	24	38	48	23	48	48	49	50	50			
45	25	45	50	48	49	49	50	49	49			
46	26	46	49	49	50	50						
49	27	49	23	50								
48	28	48										
50	29	50										





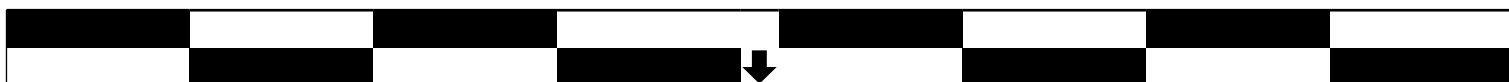
Circuito del Jarama
División 1
1ª Carrera
Cuentavueltas Gráfico





Circuito del Jarama
División 1
1ª Carrera
Parrilla de Salida Provisional

29	50	Alvaro Serrano Aguilar	2:18.216	.15.	2:17.554	Antonio Otero Montero	48	28
27	49	Jorge J. Rodriguez Cañibano	2:16.897	.14.	2:16.852	José M. Rodriguez Cañibano	46	26
25	45	Jose Luis Crespillo Calderón	2:03.755	.13.	2:09.014	Eduardo Martin Martinez	38	24
23	40	Andrés Sanchez Perez	2:04.502	.12.	2:04.093	José David Bartol Salazar	24	22
21	30	Julio Chapatte Cortes	2:02.302	.11.	2:00.968	Raúl Ramperez Morán	16	20
19	27	Teo Antonio Pérez Palomo	2:00.256	.10.	1:57.817	Miguel A. Abuin Taeño	47	18
17	20	Juan Carlos Lopez Olmo	1:57.790	.9.	1:57.234	Enrique Sánchez González	28	16
15	5	Juan C. Fernandez Pedrero	1:56.829	.8.	3:09.252	Agustín Gómez Serrano	11	14
13	23	Jesus Escolar Álvarez	2:01.949	.7.	2:00.259	Luis Barroso Catalina	4	12
11	19	Adrián Martín Abrales	2:00.130	.6.	1:59.820	Ernesto Nava Hidalgo	17	10
9	14	Christian García García	1:58.805	.5.	1:57.048	Francisco Torres Alcala	18	8
7	29	Carlos Plazio Gómez	1:56.798	.4.	1:56.046	Santiago Castilla Salinero	9	6
5	31	Oscar Plazio Gómez	1:55.064	.3.	1:54.335	Javier Moreno García	8	4
3	12	Jaime Cela Talavera	1:54.025	.2.	1:49.306	Ignacio J. Leirana Castillo	1	2
1	15	Jesus Lopez-Pozuelo Rivas	1:48.930	.1.				



Pole

Publicada a las:.....

Comisarios Deportivos:

Cronometrador: