

Circuito del Jarama

División 1

Entrenamiento cronometrado

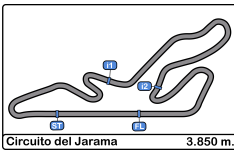
Resultados Provisionales

Cls	Nº	Concursante	Piloto 1	Piloto 2	Vehiculo	Cat	Cls	Vtas.	V.R.	Tiempo	Dif 1º	Intervalo	Km/h
1	15	EFICAR TEAM	Jesus Lopez-Pozuelo Rivas		PEUGEOT 205 1.6	2B	1	14	13	1:48.930			127.2
2	1	IGNACIO LEIRANA CASTILLO	Ignacio J. Leirana Castillo		CITROEN AX 1.6	2B	2	10	9	1:49.306	0.376	0.376	126.7
3	12	RASANTE SPORT	Jaime Cela Talavera		CITROEN SAXO 1.6	2B	3	11	10	1:54.025	5.095	4.719	121.5
4	8	ESCUADERIA GREDOS	Javier Moreno García		PEUGEOT 205 1.6	2B	4	12	7	1:54.335	5.405	0.310	121.2
5	31	C.D.E. DEYSCOM SPORT	Oscar Plazio Gómez		HONDA CIVIC 1.6	2B	5	8	7	1:55.064	6.134	0.729	120.4
6	9	EFICAR TEAM	Santiago Castilla Salinero		HYUNDAI GETZ 1.5 CRDi	2B	6	7	6	1:56.046	7.116	0.982	119.4
7	29	C.D.E. DEYSCOM SPORT	Carlos Plazio Gómez		CITROEN SAXO 1.6	2A	1	6	4	1:56.798	7.868	0.752	118.6
8	5	C.D.E. ULTIMA VUELTA	Juan C. Fernandez Pedrero		CITROEN AX 1.6	EN	1	8	6	1:56.829	7.899	0.031	118.6
9	18	C.D.E. ULTIMA VUELTA	Francisco Torres Alcala	Jr	HYUNDAI GETZ 1.5 CRDi	2A	2	14	11	1:57.048	8.118	0.219	118.4
10	28	VSR MOTORSPORT	Enrique Sánchez González	Rk	BMW E36 325i	EN	2	11	5	1:57.234	8.304	0.186	118.2
11	20	EFICAR TEAM	Juan Carlos Lopez Olmo		MERCEDES BENZ 190 2.3	EN	3	9	6	1:57.790	8.860	0.556	117.6
12	47	C.D.E. ULTIMA VUELTA	Miguel A. Abuin Taeño		PEUGEOT 205 2.0	EN	4	11	7	1:57.817	8.887	0.027	117.6
13	14	RACE	Christian García García	Jr	HYUNDAI ACCENT 1.6	2A	3	12	9	1:58.805	9.875	0.988	116.6
14	17	RACE	Ernesto Nava Hidalgo		MAZDA RX8 Sport Cup	2A	4	16	9	1:59.820	10.890	1.015	115.6
15	19	C.D.E. ULTIMA VUELTA	Adrián Martín Abraldes	Rk	HYUNDAI GETZ 1.5 CRDi	2A	5	11	9	2:00.130	11.200	0.310	115.3
16	27	EFICAR TEAM	Teo Antonio Pérez Palomo		BMW E36 325i	EN	5	14	13	2:00.256	11.326	0.126	115.2
17	4	LA RUINA RACING	Luis Barroso Catalina		HONDA CIVIC 1.6	2A	6	7	7	2:00.259	11.329	0.003	115.2
18	16	VSR MOTORSPORT	Raúl Ramperez Morán	Oscar Auñon Fernandez	BMW 325i	EN	6	17	6	2:00.968	12.038	0.709	114.5
19	23	A.D. CLEMENTE ARROYO	Jesus Escolar Álvarez	Antonio Vigara Tena	HYUNDAI ACCENT 1.5	2A	7	16	6	2:01.949	13.019	0.981	113.6
20	30	ESCUADERIA MADRID HISTORICOS	Julio Chapatte Cortes	Jaime Artajo De No	BMW E30 325i	EN	7	16	6	2:02.302	13.372	0.353	113.3
21	45	CLUB AUTOMOVIL SIERO	Jose Luis Crespillo Calderón	Miguel Angel Ureña García	FORD PUMA 1.6	1	1	10	9	2:03.755	14.825	1.453	111.9
22	24	JOSE D. BARTOL SALAZAR	José David Bartol Salazar	Rk	OPEL KADETT 2.0	EN	8	13	12	2:04.093	15.163	0.338	111.6
23	40	ANDRES SANCHEZ PEREZ	Andrés Sanchez Perez		HONDA CIVIC 1.6	EN	9	16	10	2:04.502	15.572	0.409	111.3
24	38	RASANTE SPORT	Eduardo Martin Martinez	Miguel Angel Martin Calvo	VOLKSWAGEN GOLF	EN	10	13	3	2:09.014	20.084	4.512	107.4
25	46	EFICAR TEAM	José M. Rodriguez Cañibano	Rk	TOYOTA AYGO	KR	1	13	6	2:16.852	27.922	7.838	101.2
26	49	EFICAR TEAM	Jorge J. Rodriguez Cañibano		TOYOTA AYGO	KR	2	10	7	2:16.897	27.967	0.045	101.2
27	48	AS PONTES MOTORSPORT	Antonio Otero Montero		TOYOTA AYGO	KR	3	14	10	2:17.554	28.624	0.657	100.7
28	50	A.E.C.D.	Alvaro Serrano Aguilar		TOYOTA AYGO	KR	4	11	9	2:18.216	29.286	0.662	100.2
29	11	PARADINAS MOTORSPORT	Agustín Gómez Serrano		HYUNDAI GETZ 1.6	2A	8	4	2	3:09.252	1:20.322	51.036	73.2

Publicado a las:.....

Comisarios Deportivos:	Director de Carrera:	Cronometrador:
-------------------------------	-----------------------------	-----------------------





Circuito del Jarama

División 1

Entrenamiento cronometrado

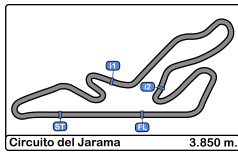
Resultados Provisionales por categoría

Cls	Nº	Concursante	Piloto 1	Piloto 2	Vehiculo	Cat	Cls	Vtas.	Tiemp	Tiempo	Dif 1º	Intervalo	Km/h
2B													
1	15	EFICAR TEAM	Jesus Lopez-Pozuelo Rivas		PEUGEOT 205 1.6	2B	1	14	13	1:48.930			127.2
2	1	IGNACIO LEIRANA CASTILLO	Ignacio J. Leirana Castillo		CITROEN AX 1.6	2B	2	10	9	1:49.306	0.376	0.376	126.7
3	12	RASANTE SPORT	Jaime Cela Talavera		CITROEN SAXO 1.6	2B	3	11	10	1:54.025	5.095	4.719	121.5
4	8	ESCUDERIA GREDOS	Javier Moreno García		PEUGEOT 205 1.6	2B	4	12	7	1:54.335	5.405	0.310	121.2
5	31	C.D.E. DEYSCOM SPORT	Oscar Plazio Gómez		HONDA CIVIC 1.6	2B	5	8	7	1:55.064	6.134	0.729	120.4
6	9	EFICAR TEAM	Santiago Castilla Salinero		HYUNDAI GETZ 1.5 CRDi	2B	6	7	6	1:56.046	7.116	0.982	119.4
2A													
1	29	C.D.E. DEYSCOM SPORT	Carlos Plazio Gómez		CITROEN SAXO 1.6	2A	1	6	4	1:56.798			118.6
2	18	C.D.E. ULTIMA VUELTA	Francisco Torres Alcalá	Jr	HYUNDAI GETZ 1.5 CRDi	2A	2	14	11	1:57.048	0.250	0.250	118.4
3	14	RACE	Christian García García	Jr	HYUNDAI ACCENT 1.6	2A	3	12	9	1:58.805	2.007	1.757	116.6
4	17	RACE	Ernesto Nava Hidalgo		MAZDA RX8 Sport Cup	2A	4	16	9	1:59.820	3.022	1.015	115.6
5	19	C.D.E. ULTIMA VUELTA	Adrián Martín Abrales	Rk	HYUNDAI GETZ 1.5 CRDi	2A	5	11	9	2:00.130	3.332	0.310	115.3
6	4	LA RUINA RACING	Luis Barroso Catalina		HONDA CIVIC 1.6	2A	6	7	7	2:00.259	3.461	0.129	115.2
7	23	A.D. CLEMENTE ARROYO	Jesus Escolar Álvarez	Antonio Vígara Tena	HYUNDAI ACCENT 1.5	2A	7	16	6	2:01.949	5.151	1.690	113.6
8	11	PARADINAS MOTORSPORT	Agustín Gómez Serrano		HYUNDAI GETZ 1.6	2A	8	4	2	3:09.252	1:12.454	1:07.303	73.2
EN													
1	5	C.D.E. ULTIMA VUELTA	Juan C. Fernandez Pedrero		CITROEN AX 1.6	EN	1	8	6	1:56.829			118.6
2	28	VSR MOTORSPORT	Enrique Sánchez González	Rk	BMW E36 325i	EN	2	11	5	1:57.234	0.405	0.405	118.2
3	20	EFICAR TEAM	Juan Carlos Lopez Olmo		MERCEDES BENZ 190 2.3	EN	3	9	6	1:57.790	0.961	0.556	117.6
4	47	C.D.E. ULTIMA VUELTA	Miguel A. Abuin Taño		PEUGEOT 205 2.0	EN	4	11	7	1:57.817	0.988	0.027	117.6
5	27	EFICAR TEAM	Teo Antonio Pérez Palomo		BMW E36 325i	EN	5	14	13	2:00.256	3.427	2.439	115.2
6	16	VSR MOTORSPORT	Raúl Ramperez Morán	Oscar Auñón Fernandez	BMW 325i	EN	6	17	6	2:00.968	4.139	0.712	114.5
7	30	ESCUDERIA MADRID HISTORICOS	Julio Chapatte Cortes	Jaime Artajo De No	BMW E30 325i	EN	7	16	6	2:02.302	5.473	1.334	113.3
8	24	JOSE D. BARTOL SALAZAR	José David Bartol Salazar	Rk	OPEL KADETT 2.0	EN	8	13	12	2:04.093	7.264	1.791	111.6
9	40	ANDRES SANCHEZ PEREZ	Andrés Sanchez Perez		HONDA CIVIC 1.6	EN	9	16	10	2:04.502	7.673	0.409	111.3
10	38	RASANTE SPORT	Eduardo Martín Martínez	Miguel Angel Martín Calvo	VOLKSWAGEN GOLF	EN	10	13	3	2:09.014	12.185	4.512	107.4
1													
1	45	CLUB AUTOMOVIL SIERO	Jose Luis Crespillo Calderón	Miguel Angel Ureña García	FORD PUMA 1.6	1	1	10	9	2:03.755			111.9
KR													
1	46	EFICAR TEAM	José M. Rodríguez Cañibano	Rk	TOYOTA AYGO	KR	1	13	6	2:16.852			101.2
2	49	EFICAR TEAM	Jorge J. Rodríguez Cañibano		TOYOTA AYGO	KR	2	10	7	2:16.897	0.045	0.045	101.2
3	48	AS PONTES MOTORSPORT	Antonio Otero Montero		TOYOTA AYGO	KR	3	14	10	2:17.554	0.702	0.657	100.7
4	50	A.E.C.D.	Alvaro Serrano Aguilar		TOYOTA AYGO	KR	4	11	9	2:18.216	1.364	0.662	100.2

Publicado a las:.....

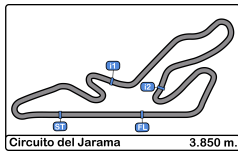
Comisarios Deportivos:	Director de Carrera:	Cronometrador:
-------------------------------	-----------------------------	-----------------------





Circuito del Jarama
División 1
Entrenamiento cronometrado
Tiempos Por Vuelta

1							9								
1 Ignacio J. Leirana Castillo							1 Santiago Castilla Salinero								
CITROEN AX 1.6							HYUNDAI GETZ 1.5 CRDI								
2B							2B								
2							2								
IGNACIO LEIRANA CASTILLO							EFICAR TEAM								
Vta	D	Tiempo	Sector 1	Sector 2	Sector 3	V.Max	Elapsed	Vta	D	Tiempo	Sector 1	Sector 2	Sector 3	V.Max	Elapsed
1		9:04:16.541	9:02:45.489	53.114	37.938		9:04:16.541	1		9:06:21.316	9:04:17.161	43.778	1:20.377		9:06:21.316
2		2:03.762	47.383	41.620	34.759		9:06:20.303	2		1:58.690	46.005	39.942	32.743		9:08:20.006
3		1:53.250	44.437	37.779	31.034		9:08:13.553	3		2:12.911 P	45.023	42.948	44.940		9:10:32.917
4		1:52.122	43.209	37.657	31.256		9:10:05.675	4		3:58.703	2:46.346	39.899	32.458		9:14:31.620
5		1:50.123	42.557	36.904	30.662		9:11:55.798	5		1:56.972	45.052	39.458	32.462		9:16:28.592
6		1:50.110	42.255	37.440	30.415		9:13:45.908	6		1:56.046	44.410	39.263	32.373		9:18:24.638
7		1:50.565	43.388	36.729	30.448		9:15:36.473	7		2:32.188 P	54.379	47.987	49.822		9:20:56.826
8		1:50.992	42.590	36.608	31.794		9:17:27.465	11							
9		1:49.306	42.196	36.609	30.501		9:19:16.771	1 Agustín Gómez Serrano							
10		2:20.560 P	47.103	49.307	44.150		9:21:37.331	HYUNDAI GETZ 1.6							
4							2A								
1 Luis Barroso Catalina							2								
HONDA CIVIC 1.6							PARADINAS MOTORSPORT								
2A							2								
LA RUINA RACING															
Vta	D	Tiempo	Sector 1	Sector 2	Sector 3	V.Max	Elapsed	Vta	D	Tiempo	Sector 1	Sector 2	Sector 3	V.Max	Elapsed
1		9:04:06.899	9:02:33.480	52.611	40.808		9:04:06.899	1		9:04:16.650	9:02:34.359	58.250	44.041		9:04:16.650
2		2:25.646	58.827	47.797	39.022		9:06:32.545	2		3:09.252 P	1:04.883	1:11.635	52.734		9:07:25.902
3		2:04.969	49.691	41.432	33.846		9:08:37.514	3		10:52.709 P	8:57.547	1:05.620	49.542		9:18:18.611
4		2:00.839	46.342	41.150	33.347		9:10:38.353	4		12:24.011 P	10:40.441	52.294	51.276		9:30:42.622
5		2:12.688 P	48.837	39.956	43.895		9:12:51.041	12							
6		4:56.100	3:33.783	44.798	37.519		9:17:47.141	1 Jaime Cela Talavera							
7		2:00.259	46.790	40.133	33.336		9:19:47.400	CITROEN SAXO 1.6							
5							2B								
1 Juan C. Fernandez Pedrero							2								
CITROEN AX 1.6							RASANTE SPORT								
EN							2								
C.D.E. ULTIMA VUELTA															
Vta	D	Tiempo	Sector 1	Sector 2	Sector 3	V.Max	Elapsed	Vta	D	Tiempo	Sector 1	Sector 2	Sector 3	V.Max	Elapsed
1		9:07:53.054	9:06:35.574	43.045	34.435		9:07:53.054	1		9:06:15.509	9:04:45.623	49.677	40.209		9:06:15.509
2		1:59.703	46.961	39.774	32.968		9:09:52.757	2		2:19.615	54.483	46.637	38.495		9:08:35.124
3		1:57.499	45.443	39.013	33.043		9:11:50.256	3		2:04.314	48.160	42.406	33.748		9:10:39.438
4		1:59.046	45.494	40.709	32.843		9:13:49.302	4		1:57.993	47.009	38.880	32.104		9:12:37.431
5		1:57.464	45.262	39.321	32.881		9:15:46.766	5		1:59.090	44.671	39.792	34.627		9:14:36.521
6		1:56.829	45.170	38.904	32.755		9:17:43.595	6		1:57.026	46.001	39.251	31.774		9:16:33.547
7		1:57.386	45.306	38.883	33.197		9:19:40.981	7		2:01.253	49.610	39.484	32.159		9:18:34.800
8		2:24.751 P	48.396	48.279	48.076		9:22:05.732	8		2:00.912 P	44.051	38.087	38.774		9:20:35.712
8							9								
1 Javier Moreno García							1 Christian García García								
PEUGEOT 205 1.6							HYUNDAI ACCENT 1.6								
2B							2A								
2							2								
ESCUDERIA GREDOS							RACE								
Vta	D	Tiempo	Sector 1	Sector 2	Sector 3	V.Max	Elapsed	Vta	D	Tiempo	Sector 1	Sector 2	Sector 3	V.Max	Elapsed
1		9:03:35.861	9:02:14.968	45.270	35.623		9:03:35.861	1		9:07:57.854	9:06:33.239	48.187	36.428		9:07:57.854
2		2:04.025	48.227	40.716	35.082		9:05:39.886	2		2:05.548	48.325	43.253	33.970		9:10:03.402
3		1:59.154	46.887	39.760	32.507		9:07:39.040	3		2:09.407 P	47.729	41.082	40.596		9:12:12.809
4		1:56.066	45.053	38.683	32.330		9:09:35.106	4		3:25.846	2:10.090	41.460	34.296		9:15:38.655
5		1:55.691	43.659	39.889	32.143		9:11:30.797	5		1:59.902	45.852	40.815	33.235		9:17:38.557
6		1:54.615	44.404	38.335	31.876		9:13:25.412	6		1:59.862	45.429	40.833	33.600		9:19:38.419
7		1:54.335	43.776	38.010	32.549		9:15:19.747	7		1:58.858	45.196	40.790	32.872		9:21:37.277
8		2:19.819 P	48.472	45.056	46.291		9:17:39.566	8		1:59.978	46.464	40.416	33.098		9:23:37.255
9		15:07.947	13:53.108	40.743	34.096		9:32:47.513	9		1:58.805	45.025	40.580	33.200		9:25:36.060
10		1:55.006	44.776	38.355	31.875		9:34:42.519	10		2:01.090	47.383	40.565	33.142		9:27:37.150
11		1:54.645	43.804	38.617	32.224		9:36:37.164	11		1:59.343	45.207	40.587	33.549		9:29:36.493
12		2:29.054 P	50.837	47.535	50.682		9:39:06.218	12		2:35.917 P	52.305	53.386	50.226		9:32:12.410



Circuito del Jarama
División 1
Entrenamiento cronometrado
Tiempos Por Vuelta

15 1 Jesus Lopez-Pozuelo PEUGEOT 205 1.6 **18** 1 Francisco Torres Alcalá HYUNDAI GETZ 1.5 CRDi
 2B 2 EFICAR TEAM 2A 2 C.D.E. ULTIMA VUELTA

Vta	D	Tiempo	Sector 1	Sector 2	Sector 3	V.Max	Elapsed	Vta	D	Tiempo	Sector 1	Sector 2	Sector 3	V.Max	Elapsed
1		9:04:22.709	9:02:54.671	49.465	38.573		9:04:22.709	1		9:02:54.215	9:01:37.995	42.109	34.111		9:02:54.215
2		2:10.621	52.690	43.877	34.054		9:06:33.330	2		1:59.316	46.504	39.918	32.894		9:04:53.531
3		2:01.039	47.100	39.986	33.953		9:08:34.369	3		2:05.041 P	45.270	39.712	40.059		9:06:58.572
4		1:53.469	44.225	37.478	31.766		9:10:27.838	4		3:17.838	2:04.081	40.937	32.820		9:10:16.410
5		1:51.090	42.795	36.996	31.299		9:12:18.928	5		1:57.252	45.165	39.351	32.736		9:12:13.662
6		2:02.673 P	42.262	39.406	41.005		9:14:21.601	6		2:00.549	45.061	39.965	35.523		9:14:14.211
7		3:55.099	2:43.717	39.236	32.146		9:18:16.700	7		1:58.783	46.239	39.449	33.095		9:16:12.994
8		1:49.953	42.416	36.687	30.850		9:20:06.653	8		2:07.553 P	44.964	39.881	42.708		9:18:20.547
9		1:51.907	44.213	36.542	31.152		9:21:58.560	9		4:31.811	3:18.234	39.748	33.829		9:22:52.358
10		1:50.439	41.951	37.907	30.581		9:23:48.999	10		1:57.532	45.314	39.294	32.924		9:24:49.890
11		1:49.502	42.199	36.426	30.877		9:25:38.501	11		1:57.048	45.129	39.099	32.820		9:26:46.938
12		1:54.368	45.178	37.747	31.443		9:27:32.869	12		2:07.292 P	46.185	39.431	41.676		9:28:54.230
13		1:48.930	42.063	36.512	30.355		9:29:21.799	13		3:52.215	2:37.573	40.524	34.118		9:32:46.445
14		3:03.992 P	1:02.836	1:00.932	1:00.224		9:32:25.791	14		2:06.233 P	46.417	39.078	40.738		9:34:52.678

16 1 Raúl Ramperez Morán BMW 325i **19** 1 Adrián Martín Abalades HYUNDAI GETZ 1.5 CRDi
 EN 2 Oscar Añón Fernandez VSR MOTORSPORT 2A 2 C.D.E. ULTIMA VUELTA

Vta	D	Tiempo	Sector 1	Sector 2	Sector 3	V.Max	Elapsed	Vta	D	Tiempo	Sector 1	Sector 2	Sector 3	V.Max	Elapsed
1		9:03:40.208	9:02:09.710	51.904	38.594		9:03:40.208	1		9:04:39.684	9:02:57.454	58.028	44.202		9:04:39.684
2		2:11.411	51.589	43.054	36.768		9:05:51.619	2		2:32.993	56.900	53.310	42.783		9:07:12.677
3		2:01.759	46.706	40.996	34.057		9:07:53.378	3		2:27.880 P	55.130	49.682	43.068		9:09:40.557
4		2:00.988	45.899	41.620	33.469		9:09:54.366	4		3:59.802	2:41.301	43.586	34.915		9:13:40.359
5		2:01.479	45.811	42.208	33.460		9:11:55.845	5		2:09.511 P	47.686	42.102	39.723		9:15:49.870
6		2:00.968	46.247	40.403	34.318		9:13:56.813	6		5:16.936	3:58.910	43.572	34.454		9:21:06.806
7		2:15.379 P	46.496	43.667	45.216		9:16:12.192	7		2:02.037	46.913	41.143	33.981		9:23:08.843
8		4:00.494	2:42.067	42.771	35.656		9:20:12.686	8		2:00.847	46.343	40.884	33.620		9:25:09.690
9		2:07.859	49.670	43.591	34.598		9:22:20.545	9		2:00.130	45.855	40.479	33.796		9:27:09.820
10		2:06.253	48.066	43.204	34.983		9:24:26.798	10		2:00.259	46.044	40.705	33.510		9:29:10.079
11		2:04.645	48.132	42.450	34.063		9:26:31.443	11		2:23.657 P	46.843	47.572	49.242		9:31:33.736
12		2:04.175	47.831	42.024	34.320		9:28:35.618								
13		2:05.678	47.814	42.402	35.462		9:30:41.296								
14		2:05.635	48.108	41.730	35.797		9:32:46.931								
15		2:03.900	47.538	41.998	34.364		9:34:50.831								
16		2:03.770	47.852	41.772	34.146		9:36:54.601								
17		3:01.546 P	55.580	1:04.338	1:01.628		9:39:56.147								

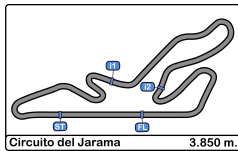
20 1 Juan Carlos Lopez Olmo MERCEDES BENZ 190 2.3
 EN 2 EFICAR TEAM

Vta	D	Tiempo	Sector 1	Sector 2	Sector 3	V.Max	Elapsed
1		9:02:31.726	9:01:16.181	41.606	33.939		9:02:31.726
2		1:58.502	45.518	39.891	33.093		9:04:30.228
3		1:57.798	45.477	39.197	33.124		9:06:28.026
4		2:24.787 P	47.866	49.887	47.034		9:08:52.813
5		4:55.634	3:41.975	41.067	32.592		9:13:48.447
6		1:57.790	45.359	39.572	32.859		9:15:46.237
7		1:58.952	46.200	39.764	32.988		9:17:45.189
8		2:29.907 P	50.211	51.019	48.677		9:20:15.096
9		15:37.031 P	14:04.711	47.468	44.852		9:35:52.127

17 1 Ernesto Nava Hidalgo MAZDA RX8 Sport Cup
 2A 2 RACE

Vta	D	Tiempo	Sector 1	Sector 2	Sector 3	V.Max	Elapsed
1		9:03:02.464	9:01:37.842	48.328	36.294		9:03:02.464
2		2:04.237	48.882	40.750	34.605		9:05:06.701
3		2:06.780	50.159	42.217	34.404		9:07:13.481
4		2:03.243	48.476	40.501	34.266		9:09:16.724
5		2:02.531	47.711	40.672	34.148		9:11:19.255
6		2:00.015	46.804	39.488	33.723		9:13:19.270
7		2:00.334	46.918	39.736	33.680		9:15:19.604
8		2:07.543	47.653	42.904	36.986		9:17:27.147
9		1:59.820	46.473	40.056	33.291		9:19:26.967
10		2:02.934	46.449	41.613	34.872		9:21:29.901
11		2:01.153	46.560	40.601	33.992		9:23:31.054
12		2:00.470	46.212	39.954	34.304		9:25:31.524
13		2:07.990	54.217	39.929	33.844		9:27:39.514
14		2:02.405	46.515	42.062	33.828		9:29:41.919
15		2:07.024	47.041	41.917	38.066		9:31:48.943
16		2:43.097 P	47.025	51.644	1:04.428		9:34:32.040





Circuito del Jarama
División 1
Entrenamiento cronometrado
Tiempos Por Vuelta

23 1 Jesus Escolar Álvarez HYUNDAI ACCENT 1.5
 2A 2 Antonio Vigara Tena A.D. CLEMENTE ARROYO

Vta	D	Tiempo	Sector 1	Sector 2	Sector 3	V.Max	Elapsed
1		9:02:58.834	9:01:33.272	48.155	37.407		9:02:58.834
2		2:04.216	48.137	41.780	34.299		9:05:03.050
3		2:03.835	47.608	42.063	34.164		9:07:06.885
4		2:02.471	46.857	41.397	34.217		9:09:09.356
5		2:02.154	46.766	41.210	34.178		9:11:11.510
6		2:01.949	46.790	41.147	34.012		9:13:13.459
7		2:02.413	47.267	41.278	33.868		9:15:15.872
8		2:17.572 P	46.904	43.319	47.349		9:17:33.444
9		6:12.110	4:53.144	43.578	35.388		9:23:45.554
10		2:08.834	49.452	44.395	34.987		9:25:54.388
11		2:08.015	49.462	43.300	35.253		9:28:02.403
12		2:06.851	48.925	42.617	35.309		9:30:09.254
13		2:08.437	48.652	43.687	36.098		9:32:17.691
14		2:06.846	48.336	42.964	35.546		9:34:24.537
15		2:06.172	48.654	42.374	35.144		9:36:30.709
16		2:27.137 P	50.267	44.060	52.810		9:38:57.846

24 1 José David Bartol Salazar OPEL KADETT 2.0
 EN 2 JOSE D. BARTOL SALAZAR

Vta	D	Tiempo	Sector 1	Sector 2	Sector 3	V.Max	Elapsed
1		9:03:05.503	9:01:40.210	48.618	36.675		9:03:05.503
2		2:08.268	50.234	42.588	35.446		9:05:13.771
3		2:06.399	49.146	41.691	35.562		9:07:20.170
4		2:07.654	49.520	42.785	35.349		9:09:27.824
5		2:06.755	48.406	43.349	35.000		9:11:34.579
6		2:18.872 P	50.849	42.380	45.643		9:13:53.451
7		4:21.560	2:58.013	45.896	37.651		9:18:15.011
8		2:05.332	48.530	41.810	34.992		9:20:20.343
9		2:07.363	49.023	43.683	34.657		9:22:27.706
10		2:04.195	47.821	41.811	34.563		9:24:31.901
11		2:08.440	48.476	44.456	35.508		9:26:40.341
12		2:04.093	47.926	41.848	34.319		9:28:44.434
13		2:31.737 P	54.532	46.722	50.483		9:31:16.171

27 1 Teo Antonio Pérez Palomo BMW E36 325i
 EN 2 EFICAR TEAM

Vta	D	Tiempo	Sector 1	Sector 2	Sector 3	V.Max	Elapsed
1		9:03:02.965	9:01:37.904	48.922	36.139		9:03:02.965
2		2:04.148	49.071	40.785	34.292		9:05:07.113
3		2:04.532	49.411	40.821	34.300		9:07:11.645
4		2:01.125	46.207	40.981	33.937		9:09:12.770
5		2:00.709	45.879	41.005	33.825		9:11:13.479
6		2:00.511	46.050	40.558	33.903		9:13:13.990
7		2:00.878	46.051	40.735	34.092		9:15:14.868
8		2:14.279 P	47.117	42.872	44.290		9:17:29.147
9		4:24.038	3:08.314	41.979	33.745		9:21:53.185
10		2:00.615	45.584	41.419	33.612		9:23:53.800
11		2:01.746	46.148	41.639	33.959		9:25:55.546
12		2:01.645	46.780	41.050	33.815		9:27:57.191
13		2:00.256	45.977	40.560	33.719		9:29:57.447
14		2:29.583 P	50.433	45.316	53.834		9:32:27.030

28 1 Enrique Sánchez González BMW E36 325i
 EN 2 VSR MOTORSPORT

Vta	D	Tiempo	Sector 1	Sector 2	Sector 3	V.Max	Elapsed
1		9:08:05.708	9:06:35.532	50.203	39.973		9:08:05.708
2		2:06.952	51.471	41.232	34.249		9:10:12.660
3		1:59.672	46.552	39.898	33.222		9:12:12.332
4		2:02.866	45.160	44.740	32.966		9:14:15.198
5		1:57.234	44.973	39.258	33.003		9:16:12.432
6		2:02.417	45.005	40.021	37.391		9:18:14.849
7		2:10.671	53.279	44.422	32.970		9:20:25.520
8		1:58.878	44.798	41.397	32.683		9:22:24.398
9		2:00.725	46.217	41.166	33.342		9:24:25.123
10		2:00.717	48.412	39.517	32.788		9:26:25.840
11		2:10.093 P	45.023	39.370	45.700		9:28:35.933

29 1 Carlos Plazio Gómez CITROEN SAXO 1.6
 2A 2 C.D.E. DEYSCOM SPORT

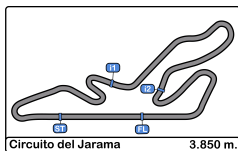
Vta	D	Tiempo	Sector 1	Sector 2	Sector 3	V.Max	Elapsed
1		9:10:08.283	9:08:42.224	49.107	36.952		9:10:08.283
2		2:01.166	48.280	39.783	33.103		9:12:09.449
3		1:59.074	46.578	39.687	32.809		9:14:08.523
4		1:56.798	44.924	39.060	32.814		9:16:05.321
5		1:58.979	46.358	39.531	33.090		9:18:04.300
6		2:14.903 P	47.926	42.881	44.096		9:20:19.203

30 1 Julio Chapatte Cortes BMW E30 325i
 EN 2 Jaime Artajo De No ESCUDERIA MADRID HISTORICOS

Vta	D	Tiempo	Sector 1	Sector 2	Sector 3	V.Max	Elapsed
1		9:03:46.838	9:02:20.045	49.805	36.988		9:03:46.838
2		2:09.997	50.557	43.292	36.148		9:05:56.835
3		2:13.751 P	48.441	42.148	43.162		9:08:10.586
4		3:48.514	2:31.949	41.869	34.696		9:11:59.100
5		2:03.087	47.216	41.470	34.401		9:14:02.187
6		2:02.302	46.951	41.033	34.318		9:16:04.489
7		2:10.808 P	48.500	41.450	40.858		9:18:15.297
8		4:08.194	2:45.715	46.108	36.371		9:22:23.491
9		2:06.485	49.020	42.276	35.189		9:24:29.976
10		2:07.858	48.835	44.316	34.707		9:26:37.834
11		2:03.786	47.349	41.702	34.735		9:28:41.620
12		2:05.034	47.460	42.383	35.191		9:30:46.654
13		2:04.834	47.808	41.874	35.152		9:32:51.488
14		2:04.469	47.468	42.150	34.851		9:34:55.957
15		2:04.305	47.406	42.272	34.627		9:37:00.262
16		3:12.113 P	1:04.996	1:03.969	1:03.148		9:40:12.375

31 1 Oscar Plazio Gómez HONDA CIVIC 1.6
 2B 2 C.D.E. DEYSCOM SPORT

Vta	D	Tiempo	Sector 1	Sector 2	Sector 3	V.Max	Elapsed
1		9:10:30.277	9:09:00.673	53.340	36.264		9:10:30.277
2		2:19.346	1:04.211	41.718	33.417		9:12:49.623
3		1:57.613	46.254	39.260	32.099		9:14:47.236
4		1:55.741	44.846	38.380	32.515		9:16:42.977
5		2:03.466	51.599	39.214	32.653		9:18:46.443
6		1:55.498	43.963	38.723	32.812		9:20:41.941
7		1:55.064	44.654	38.519	31.891		9:22:37.005
8		2:10.253 P	44.146	39.043	47.064		9:24:47.258



Circuito del Jarama
División 1
Entrenamiento cronometrado
Tiempos Por Vuelta

38 1 Eduardo Martin Martinez VOLKSWAGEN GOLF **46** 1 José M. Rodriguez Cañibano TOYOTA AYGO
 EN 2 Miguel Angel Martin Calvo RASANTE SPORT KR 2 EFICAR TEAM

Vta	D	Tiempo	Sector 1	Sector 2	Sector 3	V.Max	Elapsed	Vta	D	Tiempo	Sector 1	Sector 2	Sector 3	V.Max	Elapsed
1		9:03:49.202	9:02:17.428	51.847	39.927		9:03:49.202	1		9:09:19.483			9:09:19.483		9:09:19.483
2		2:14.841	51.279	45.482	38.080		9:06:04.043	2		2:19.113			9:11:38.596		9:11:38.596
3		2:09.014	49.041	43.693	36.280		9:08:13.057	3		3:23.936 P			9:15:02.532		9:15:02.532
4		2:12.360	49.331	45.060	37.969		9:10:25.417	4		2:25.128	58.233	48.226	38.669		9:17:27.660
5		2:10.152	49.546	44.104	36.502		9:12:35.569	5		2:16.934	51.571	47.563	37.800		9:19:44.594
6		2:10.310	50.531	43.502	36.277		9:14:45.879	6		2:16.852	51.635	47.371	37.846		9:22:01.446
7		2:22.094 P	50.341	45.861	45.892		9:17:07.973	7		2:19.827	53.099	47.449	39.279		9:24:21.273
8		4:28.925	3:06.436	45.162	37.327		9:21:36.898	8		2:21.232	53.892	48.378	38.962		9:26:42.505
9		2:11.905	50.355	44.745	36.805		9:23:48.803	9		2:17.453	52.341	47.345	37.767		9:28:59.958
10		2:10.705	49.751	44.429	36.525		9:25:59.508	10		2:22.051	51.846	48.953	41.252		9:31:22.009
11		2:09.508	49.365	43.885	36.258		9:28:09.016	11		2:17.370	52.004	47.385	37.981		9:33:39.379
12		2:11.744	49.905	44.201	37.638		9:30:20.760	12		2:16.977	51.695	47.239	38.043		9:35:56.356
13		2:19.842 P	50.101	44.478	45.263		9:32:40.602	13		2:34.765 P	54.835	50.465	49.465		9:38:31.121

40 1 Andrés Sanchez Perez HONDA CIVIC 1.6 **47** 1 Miguel A. Abuin Taeño PEUGEOT 205 2.0
 EN 2 ANDRES SANCHEZ PEREZ EN 2 C.D.E. ULTIMA VUELTA

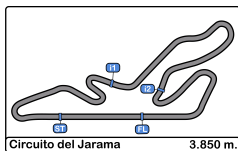
Vta	D	Tiempo	Sector 1	Sector 2	Sector 3	V.Max	Elapsed	Vta	D	Tiempo	Sector 1	Sector 2	Sector 3	V.Max	Elapsed
1		9:03:21.079	9:01:58.021	47.064	35.994		9:03:21.079	1		9:10:47.972	9:09:33.010	41.109	33.853		9:10:47.972
2		2:09.932	51.733	43.049	35.150		9:05:31.011	2		2:03.035	47.196	41.448	34.391		9:12:51.007
3		2:05.669	48.447	42.291	34.931		9:07:36.680	3		2:00.311	46.494	39.999	33.818		9:14:51.318
4		2:16.944 P	48.870	42.660	45.414		9:09:53.624	4		1:59.643	45.739	40.254	33.650		9:16:50.961
5		3:44.671	2:23.531	45.291	35.849		9:13:38.295	5		2:01.202	45.703	41.983	33.516		9:18:52.163
6		2:11.313	49.075	46.551	35.687		9:15:49.608	6		1:58.336	45.597	39.279	33.460		9:20:50.499
7		2:06.497	47.741	43.569	35.187		9:17:56.105	7		1:57.817	45.401	39.305	33.111		9:22:48.316
8		2:06.211	48.129	42.031	36.051		9:20:02.316	8		1:58.281	45.740	39.335	33.206		9:24:46.597
9		2:29.194	53.002	50.689	45.503		9:22:31.510	9		1:58.558	45.542	39.723	33.293		9:26:45.155
10		2:04.502	47.928	41.888	34.686		9:24:36.012	10		2:00.127	46.823	39.659	33.645		9:28:45.282
11		2:15.659	47.889	45.320	42.450		9:26:51.671	11		2:19.410 P	50.554	45.264	43.592		9:31:04.692
12		2:26.432	55.281	53.621	37.530		9:29:18.103								
13		2:05.184	47.759	42.125	35.300		9:31:23.287								
14		2:11.233	49.396	46.307	35.530		9:33:34.520								
15		2:04.558	48.198	41.877	34.483		9:35:39.078								
16		2:48.595 P	55.314	53.569	59.712		9:38:27.673								

45 1 Jose Luis Crespillo Calderón FORD PUMA 1.6
 1 2 Miguel Angel Ureña García CLUB AUTOMOVIL SIERO

Vta	D	Tiempo	Sector 1	Sector 2	Sector 3	V.Max	Elapsed	Vta	D	Tiempo	Sector 1	Sector 2	Sector 3	V.Max	Elapsed
1		9:03:23.946	9:01:59.607	47.430	36.909		9:03:23.946	1		9:08:59.175	9:07:31.395	48.731	39.049		9:08:59.175
2		2:11.031	49.979	44.425	36.627		9:05:34.977	2		2:21.439	54.787	48.068	38.584		9:11:20.614
3		2:12.582	50.871	45.545	36.166		9:07:47.559	3		2:19.010	52.515	47.727	38.768		9:13:39.624
4		2:24.580 P	49.591	45.191	49.798		9:10:12.139	4		2:18.302	52.559	47.524	38.219		9:15:57.926
5		4:24.916	3:08.254	41.919	34.743		9:14:37.055	5		2:19.905	52.089	48.367	39.449		9:18:17.831
6		2:42.523	48.088	41.057	1:13.378		9:17:19.578	6		2:18.360	52.337	47.557	38.466		9:20:36.191
7		2:04.745	48.426	42.146	34.173		9:19:24.323	7		2:18.319	52.337	47.632	38.350		9:22:54.510
8		2:05.870	48.257	42.303	35.310		9:21:30.193	8		2:17.995	51.885	47.813	38.297		9:25:12.505
9		2:03.755	47.271	41.805	34.679		9:23:33.948	9		2:17.670	51.772	47.887	38.011		9:27:30.175
10		2:18.798 P	46.983	42.477	49.338		9:25:52.746	10		2:17.554	51.995	47.655	37.904		9:29:47.729
								11		2:19.417	52.023	47.842	39.552		9:32:07.146
								12		2:17.694	51.939	47.755	38.000		9:34:24.840
								13		2:18.056	51.941	47.838	38.277		9:36:42.896
								14		3:03.600 P	1:03.902	1:00.914	58.784		9:39:46.496

48 1 Antonio Otero Montero TOYOTA AYGO
 KR 2 AS PONTES MOTORSPORT

Vta	D	Tiempo	Sector 1	Sector 2	Sector 3	V.Max	Elapsed
1		9:08:59.175	9:07:31.395	48.731	39.049		9:08:59.175
2		2:21.439	54.787	48.068	38.584		9:11:20.614
3		2:19.010	52.515	47.727	38.768		9:13:39.624
4		2:18.302	52.559	47.524	38.219		9:15:57.926
5		2:19.905	52.089	48.367	39.449		9:18:17.831
6		2:18.360	52.337	47.557	38.466		9:20:36.191
7		2:18.319	52.337	47.632	38.350		9:22:54.510
8		2:17.995	51.885	47.813	38.297		9:25:12.505
9		2:17.670	51.772	47.887	38.011		9:27:30.175
10		2:17.554	51.995	47.655	37.904		9:29:47.729
11		2:19.417	52.023	47.842	39.552		9:32:07.146
12		2:17.694	51.939	47.755	38.000		9:34:24.840
13		2:18.056	51.941	47.838	38.277		9:36:42.896
14		3:03.600 P	1:03.902	1:00.914	58.784		9:39:46.496



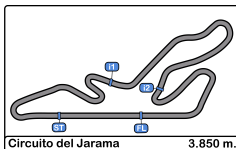
Circuito del Jarama
División 1
Entrenamiento cronometrado
Tiempos Por Vuelta

49 1 Jorge J. Rodriguez Cañibano TOYOTA AYGO
 KR 2 EFICAR TEAM

Vta	D	Tiempo	Sector 1	Sector 2	Sector 3	V.Max	Elapsed
1		9:09:20.106			9:09:20.106		9:09:20.106
2		2:19.010			9:11:39.116		9:11:39.116
3		3:23.691 P			9:15:02.807		9:15:02.807
4		2:27.273	1:01.764	47.066	38.443		9:17:30.080
5		2:16.936	51.628	47.105	38.203		9:19:47.016
6		2:17.465	52.506	46.993	37.966		9:22:04.481
7		2:16.897	51.572	47.373	37.952		9:24:21.378
8		2:19.425	53.271	48.129	38.025		9:26:40.803
9		2:18.212	52.456	47.190	38.566		9:28:59.015
10		2:32.693 P	52.089	49.293	51.311		9:31:31.708

50 1 Alvaro Serrano Aguilar TOYOTA AYGO
 KR 2 A.E.C.D.

Vta	D	Tiempo	Sector 1	Sector 2	Sector 3	V.Max	Elapsed
1		9:09:41.332	9:08:07.425	52.513	41.394		9:09:41.332
2		2:21.635	54.114	48.428	39.093		9:12:02.967
3		2:20.848	53.201	48.081	39.566		9:14:23.815
4		2:19.535	52.838	47.860	38.837		9:16:43.350
5		2:19.096	52.569	47.603	38.924		9:19:02.446
6		2:19.562	52.623	47.907	39.032		9:21:22.008
7		3:03.647	1:07.733	1:16.408	39.506		9:24:25.655
8		2:20.314	53.948	47.743	38.623		9:26:45.969
9		2:18.216	51.979	47.573	38.664		9:29:04.185
10		2:19.381	52.341	48.007	39.033		9:31:23.566
11		2:18.525	52.476	47.729	38.320		9:33:42.091
12			56.166	58.922			



Circuito del Jarama
División 1
Entrenamiento cronometrado
Mejores Sectores

Sector - 1				Sector - 2				Sector - 3				Vuelta Ideal vs Mejor Vuelta				
Clas	Nº	Piloto	Tiempo	Nº	Piloto	Tiempo	Nº	Piloto	Tiempo	Clas	Nº	Piloto	Vta. Ideal	Mejor V.	Clas	
1	15	Jesus Lopez-Pozuelo	41.951	15	Jesus Lopez-Pozuelo	36.426	15	Jesus Lopez-Pozuelo	30.355	1	15	Jesus Lopez-Pozuelo	1:48.732	1:48.930	1	
2	1	Ignacio J. Leirana Castillo	42.196	1	Ignacio J. Leirana Castillo	36.608	1	Ignacio J. Leirana Castillo	30.415	2	1	Ignacio J. Leirana Castillo	1:49.219	1:49.306	2	
3	12	Jaime Cela Talavera	43.578	8	Javier Moreno García	38.010	12	Jaime Cela Talavera	31.772	3	12	Jaime Cela Talavera	1:53.437	1:54.025	3	
4	8	Javier Moreno García	43.659	12	Jaime Cela Talavera	38.087	8	Javier Moreno García	31.875	4	8	Javier Moreno García	1:53.544	1:54.335	4	
5	31	Oscar Plazio Gómez	43.963	31	Oscar Plazio Gómez	38.380	31	Oscar Plazio Gómez	31.891	5	31	Oscar Plazio Gómez	1:54.234	1:55.064	5	
6	9	Santiago Castilla Salinero	44.410	5	Juan C. Fernandez	38.883	9	Santiago Castilla Salinero	32.373	6	9	Santiago Castilla Salinero	1:56.046	1:56.046	6	
7	28	Enrique Sánchez	44.798	29	Carlos Plazio Gómez	39.060	20	Juan Carlos Lopez Olm	32.592	7	28	Enrique Sánchez	1:56.739	1:57.234	10	
8	29	Carlos Plazio Gómez	44.924	18	Francisco Torres Alcalá	39.078	28	Enrique Sánchez	32.683	8	18	Francisco Torres Alcalá	1:56.778	1:57.048	9	
9	18	Francisco Torres Alcalá	44.964	20	Juan Carlos Lopez Olm	39.197	18	Francisco Torres Alcalá	32.736	9	29	Carlos Plazio Gómez	1:56.793	1:56.798	7	
10	14	Christian García García	45.025	28	Enrique Sánchez	39.258	5	Juan C. Fernandez	32.755	10	5	Juan C. Fernandez	1:56.808	1:56.829	8	
11	5	Juan C. Fernandez	45.170	9	Santiago Castilla Salinero	39.263	29	Carlos Plazio Gómez	32.809	11	20	Juan Carlos Lopez Olm	1:57.148	1:57.790	11	
12	20	Juan Carlos Lopez Olm	45.359	47	Miguel A. Abuin Taeño	39.279	14	Christian García García	32.872	12	47	Miguel A. Abuin Taeño	1:57.791	1:57.817	12	
13	47	Miguel A. Abuin Taeño	45.401	17	Ernesto Nava Hidalgo	39.488	47	Miguel A. Abuin Taeño	33.111	13	14	Christian García García	1:58.313	1:58.805	13	
14	27	Teo Antonio Pérez	45.584	4	Luis Barroso Catalina	39.956	17	Ernesto Nava Hidalgo	33.291	14	17	Ernesto Nava Hidalgo	1:58.991	1:59.820	14	
15	16	Ramperez Morán - Auñón	45.811	16	Ramperez Morán - Auñón	40.403	4	Luis Barroso Catalina	33.336	15	4	Luis Barroso Catalina	1:59.634	2:00.259	17	
16	19	Adrián Martín Abrales	45.855	14	Christian García García	40.416	16	Ramperez Morán - Auñón	33.460	16	16	Ramperez Morán - Auñón	1:59.674	2:00.968	18	
17	17	Ernesto Nava Hidalgo	46.212	19	Adrián Martín Abrales	40.479	19	Adrián Martín Abrales	33.510	17	27	Teo Antonio Pérez	1:59.754	2:00.256	16	
18	4	Luis Barroso Catalina	46.342	27	Teo Antonio Pérez	40.558	27	Teo Antonio Pérez	33.612	18	19	Adrián Martín Abrales	1:59.844	2:00.130	15	
19	23	Escolar Álvarez - Vigara Tena	46.766	30	Chapatte Cortes - Artajo De No	41.033	23	Escolar Álvarez - Vigara Tena	33.868	19	23	Escolar Álvarez - Vigara Tena	2:01.781	2:01.949	19	
20	30	Chapatte Cortes - Artajo De No	46.951	45	Crespillo Calderón - Ureña García	41.057	45	Crespillo Calderón - Ureña García	34.173	20	45	Crespillo Calderón - Ureña García	2:02.213	2:03.755	21	
21	45	Crespillo Calderón - Ureña García	46.983	23	Escolar Álvarez - Vigara Tena	41.147	30	Chapatte Cortes - Artajo De No	34.318	21	30	Chapatte Cortes - Artajo De No	2:02.302	2:02.302	20	
22	40	Andrés Sanchez Perez	47.741	24	José David Bartol Salazar	41.691	24	José David Bartol Salazar	34.319	22	24	José David Bartol Salazar	2:03.831	2:04.093	22	
23	24	José David Bartol Salazar	47.821	40	Andrés Sanchez Perez	41.877	40	Andrés Sanchez Perez	34.483	23	40	Andrés Sanchez Perez	2:04.101	2:04.502	23	
24	38	Martin Martinez - Angel Martin	49.041	38	Martin Martinez - Angel Martin	43.502	38	Martin Martinez - Angel Martin	36.258	24	38	Martin Martinez - Angel Martin	2:08.801	2:09.014	24	
25	46	José M. Rodríguez Cañibano	51.571	49	Jorge J. Rodríguez Cañibano	46.993	46	José M. Rodríguez Cañibano	37.767	25	49	Jorge J. Rodríguez Cañibano	2:16.517	2:16.897	26	
26	49	Jorge J. Rodríguez Cañibano	51.572	46	José M. Rodríguez Cañibano	47.239	48	Antonio Otero Montero	37.904	26	46	José M. Rodríguez Cañibano	2:16.577	2:16.852	25	
27	48	Antonio Otero Montero	51.772	48	Antonio Otero Montero	47.524	49	Jorge J. Rodríguez Cañibano	37.952	27	48	Antonio Otero Montero	2:17.200	2:17.554	27	
28	50	Alvaro Serrano Aguilar	51.979	50	Alvaro Serrano Aguilar	47.573	50	Alvaro Serrano Aguilar	38.320	28	50	Alvaro Serrano Aguilar	2:17.872	2:18.216	28	
29	11	Agustín Gómez Serran	1:04.883	11	Agustín Gómez Serran	52.294	11	Agustín Gómez Serran	44.041	29	11	Agustín Gómez Serran	2:41.218	3:09.252	29	



Circuito del Jarama
División 1
Entrenamiento cronometrado
5 Mejores Tiempos

Cl	Nº	Concursante	Piloto 1	Piloto 2	Vehiculo	Cat	Cl	Mejor 1		Mejor 2		Mejor 3		Mejor 4		Mejor 5	
								Tiempo	Vta.	Tiempo	Vta.	Tiempo	Vta.	Tiempo	Vta.	Tiempo	Vta.
1	15	EFICAR TEAM	Jesus Lopez-Pozuelo Rivas		PEUGEOT 205 1.6	2B	1	1:48.930	13	1:49.502	11	1:49.953	8	1:50.439	10	1:51.090	5
2	1	IGNACIO LEIRANA CASTILLO	Ignacio J. Leirana Castillo		CITROEN AX 1.6	2B	2	1:49.306	9	1:50.110	6	1:50.123	5	1:50.565	7	1:50.992	8
3	12	RASANTE SPORT	Jaime Cela Talavera		CITROEN SAXO 1.6	2B	3	1:54.025	10	1:57.026	6	1:57.993	4	1:59.090	5	2:00.912	8
4	8	ESCUADERIA GREDOS	Javier Moreno García		PEUGEOT 205 1.6	2B	4	1:54.335	7	1:54.615	6	1:54.645	11	1:55.006	10	1:55.691	5
5	31	C.D.E. DEYSCOM SPORT	Oscar Plazio Gómez		HONDA CIVIC 1.6	2B	5	1:55.064	7	1:55.498	6	1:55.741	4	1:57.613	3	2:03.466	5
6	9	EFICAR TEAM	Santiago Castilla Salinero		HYUNDAI GETZ 1.5 CRDi	2B	6	1:56.046	6	1:56.972	5	1:58.690	2	2:12.911	3	2:32.188	7
7	29	C.D.E. DEYSCOM SPORT	Carlos Plazio Gómez		CITROEN SAXO 1.6	2A	1	1:56.798	4	1:58.979	5	1:59.074	3	2:01.166	2	2:14.903	6
8	5	C.D.E. ULTIMA VUELTA	Juan C. Fernandez Pedrero		CITROEN AX 1.6	EN	1	1:56.829	6	1:57.386	7	1:57.464	5	1:57.499	3	1:59.046	4
9	18	C.D.E. ULTIMA VUELTA	Francisco Torres Alcalá	Jr	HYUNDAI GETZ 1.5 CRDi	2A	2	1:57.048	11	1:57.252	5	1:57.532	10	1:58.783	7	1:59.316	2
10	28	VSR MOTORSPORT	Enrique Sánchez González	Rk	BMW E36 325i	EN	2	1:57.234	5	1:58.878	8	1:59.672	3	2:00.717	10	2:00.725	9
11	20	EFICAR TEAM	Juan Carlos Lopez Olmo		MERCEDES BENZ 190 2.3	EN	3	1:57.790	6	1:57.798	3	1:58.502	2	1:58.952	7	2:24.787	4
12	47	C.D.E. ULTIMA VUELTA	Miguel A. Abuín Taeño		PEUGEOT 205 2.0	EN	4	1:57.817	7	1:58.281	8	1:58.336	6	1:58.558	9	1:59.643	4
13	14	RACE	Christian García García	Jr	HYUNDAI ACCENT 1.6	2A	3	1:58.805	9	1:58.858	7	1:59.343	11	1:59.862	6	1:59.902	5
14	17	RACE	Ernesto Nava Hidalgo		MAZDA RX8 Sport Cup	2A	4	1:59.820	9	2:00.015	6	2:00.334	7	2:00.470	12	2:01.153	11
15	19	C.D.E. ULTIMA VUELTA	Adrián Martín Abraldes	Rk	HYUNDAI GETZ 1.5 CRDi	2A	5	2:00.130	9	2:00.259	10	2:00.847	8	2:02.037	7	2:09.511	5
16	27	EFICAR TEAM	Teo Antonio Pérez Palomo		BMW E36 325i	EN	5	2:00.256	13	2:00.511	6	2:00.615	10	2:00.709	5	2:00.878	7
17	4	LA RUINA RACING	Luis Barroso Catalina		HONDA CIVIC 1.6	2A	6	2:00.259	7	2:00.839	4	2:04.969	3	2:12.688	5	2:25.646	2
18	16	VSR MOTORSPORT	Raúl Ramperez Morán	Oscar Auñon Fernandez	BMW 325i	EN	6	2:00.968	6	2:00.988	4	2:01.479	5	2:01.759	3	2:03.770	16
19	23	A.D. CLEMENTE ARROYO	Jesus Escolar Álvarez	Antonio Vígara Tena	HYUNDAI ACCENT 1.5	2A	7	2:01.949	6	2:02.154	5	2:02.413	7	2:02.471	4	2:03.835	3
20	30	ESCUADERIA MADRID	Julio Chapatte Cortes	Jaime Artajo De No	BMW E30 325i	EN	7	2:02.302	6	2:03.087	5	2:03.786	11	2:04.305	15	2:04.469	14
21	45	CLUB AUTOMOVIL SIERO	Jose Luis Crespillo Calderón	Miguel Angel Ureña García	FORD PUMA 1.6	1	1	2:03.755	9	2:04.745	7	2:05.870	8	2:11.031	2	2:12.582	3
22	24	JOSE D. BARTOL SALAZAR	José David Bartol Salazar	Rk	OPEL KADETT 2.0	EN	8	2:04.093	12	2:04.195	10	2:05.332	8	2:06.399	3	2:06.755	5
23	40	ANDRES SANCHEZ PEREZ	Andrés Sanchez Perez		HONDA CIVIC 1.6	EN	9	2:04.502	10	2:04.558	15	2:05.184	13	2:05.669	3	2:06.211	8
24	38	RASANTE SPORT	Eduardo Martín Martínez	Miguel Angel Martín Calvo	VOLKSWAGEN GOLF	EN	10	2:09.014	3	2:09.508	11	2:10.152	5	2:10.310	6	2:10.705	10
25	46	EFICAR TEAM	José M. Rodríguez Cañibano	Rk	TOYOTA AYGO	KR	1	2:16.852	6	2:16.934	5	2:16.977	12	2:17.370	11	2:17.453	9
26	49	EFICAR TEAM	Jorge J. Rodríguez Cañibano		TOYOTA AYGO	KR	2	2:16.897	7	2:16.936	5	2:17.465	6	2:18.212	9	2:19.010	2
27	48	AS PONTES MOTORSPORT	Antonio Otero Montero		TOYOTA AYGO	KR	3	2:17.554	10	2:17.670	9	2:17.694	12	2:17.995	8	2:18.056	13
28	50	A.E.C.D.	Alvaro Serrano Aguilar		TOYOTA AYGO	KR	4	2:18.216	9	2:18.525	11	2:19.096	5	2:19.381	10	2:19.535	4
29	11	PARADINAS MOTORSPORT	Agustín Gómez Serrano		HYUNDAI GETZ 1.6	2A	8	3:09.252	2	10:52.70	3	12:24.01	4				



Circuito del Jarama

División 1

Entrenamiento cronometrado

Secuencia Vueltas Rápidas

<u>Vta.</u>	<u>Hora Día</u>	<u>Tiempo Sesión</u>	<u>Nº</u>	<u>Concursante</u>	<u>Piloto 1</u>	<u>Piloto 2</u>	<u>Vehículo</u>	<u>Cat</u>	<u>Tiempo</u>	<u>Km/h</u>
2	11:04:30.228	-29,772	20	EFICAR TEAM	Juan Carlos Lopez Olmo		MERCEDES BENZ 190 2.3	EN	1:58.502	116.9
3	11:06:28.026	-31,974	20	EFICAR TEAM	Juan Carlos Lopez Olmo		MERCEDES BENZ 190 2.3	EN	1:57.798	117.6
3	11:08:13.553	-46,447	1	IGNACIO LEIRANA	Ignacio J. Leirana Castillo		CITROEN AX 1.6	2B	1:53.250	122.3
4	11:10:05.675	-54,325	1	IGNACIO LEIRANA	Ignacio J. Leirana Castillo		CITROEN AX 1.6	2B	1:52.122	123.6
5	11:11:55.798	-4,202	1	IGNACIO LEIRANA	Ignacio J. Leirana Castillo		CITROEN AX 1.6	2B	1:50.123	125.8
6	11:13:45.908	-14,092	1	IGNACIO LEIRANA	Ignacio J. Leirana Castillo		CITROEN AX 1.6	2B	1:50.110	125.8
9	11:19:16.771	-43,229	1	IGNACIO LEIRANA	Ignacio J. Leirana Castillo		CITROEN AX 1.6	2B	1:49.306	126.7
13	11:29:21.799	-38,201	15	EFICAR TEAM	Jesus Lopez-Pozuelo Rivas		PEUGEOT 205 1.6	2B	1:48.930	127.2