

Circuito de Barcelona  
Euroformula Open  
Private test - 2  
Provisional Results



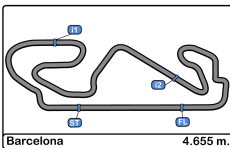
Clas	Nº	Entrant	Nat	Driver	Nat	Cat	Clas	Chassis	Team	Laps	Best	Time	Gap	Interval	Km/h
1	8	Drivex School	ESP	TBN		EFO	1	Dallara F312	Drivex School	29	28	1:37.986			171.0
2	18	Campos Racing	ESP	Pierre Louis Chovet	FRA	EFO	2	Dallara F312	Campos Racing	36	33	1:38.214	0.228	0.228	170.6
3	1	RP Motorsport	ITA	Christian Hahn	BRA	EFO	3	Dallara F312	RP Motorsport	55	45	1:38.530	0.544	0.316	170.0
4	5	Carlin Motorsport	GBR	Dev Gore	USA	EFO	4	Dallara F312	Carlin Motorsport	55	51	1:38.954	0.968	0.424	169.3
5	11	Campos Racing	ESP	Brad Benavides	USA	EFO	5	Dallara F312	Campos Racing	36	35	1:38.959	0.973	0.005	169.3
6	22	Drivex School	ESP	Patrick Schott	CHE	EFO	6	Dallara F312	Drivex School	25	15	1:39.122	1.136	0.163	169.0
7	101	R-ACE GP	FRA	Oscar Piastrri	AUS	REN	1	F.Renault 2.0	R-ACE GP	54	51	1:41.771	3.785	2.649	164.6
8	4	R-ACE GP	FRA	Alexander Smolyar	RUS	REN	2	F.Renault 2.0	R-ACE GP	55	54	1:41.931	3.945	0.160	164.4
9	2	R-ACE GP	FRA	Lorenzo Colombo	USA	REN	3	F.Renault 2.0	R-ACE GP	53	52	1:41.945	3.959	0.014	164.3
10	87	Fortec Motorsports	GBR	Casper Tobias Hansen	DNK	REN	4	F.Renault 2.0	Fortec Motorsports	53	48	1:42.771	4.785	0.826	163.0
11	85	Fortec Motorsports	GBR	Casper Pilgaard	DNK	REN	5	F.Renault 2.0	Fortec Motorsports	54	50	1:44.216	6.230	1.445	160.8
12	30	Drivex School	ESP	Mateo Nannini	ITA	F4	1	Dallara F4	Drivex School	50	29	1:46.613	8.627	2.397	157.1

Published at:.....

Track Temp: 26.7 °C    Air Temp: 20.1 °C    Humidity: 67 %    Track Status: DRY

Stewards:	Race Director:	Timekeeper: 
-----------	----------------	---





Circuito de Barcelona  
Euroformula Open  
Private test - 2  
Provisional Results by Class



Clas	Nº	Entrant	Nat	Driver	Nat	Cat	Clas	Chassis	Team	Laps	Best	Time	Gap	Interval	Km/h
<b>EFO</b>															
1	8	Drivex School	ESP	TBN		EFO	1	Dallara F312	Drivex School	29	28	1:37.986			171.0
2	18	Campos Racing	ESP	Pierre Louis Chovet	FRA	EFO	2	Dallara F312	Campos Racing	36	33	1:38.214	0.228	0.228	170.6
3	1	RP Motorsport	ITA	Christian Hahn	BRA	EFO	3	Dallara F312	RP Motorsport	55	45	1:38.530	0.544	0.316	170.0
4	5	Carlin Motorsport	GBR	Dev Gore	USA	EFO	4	Dallara F312	Carlin Motorsport	55	51	1:38.954	0.968	0.424	169.3
5	11	Campos Racing	ESP	Brad Benavides	USA	EFO	5	Dallara F312	Campos Racing	36	35	1:38.959	0.973	0.005	169.3
6	22	Drivex School	ESP	Patrick Schott	CHE	EFO	6	Dallara F312	Drivex School	25	15	1:39.122	1.136	0.163	169.0
<b>F4</b>															
1	30	Drivex School	ESP	Mateo Nannini	ITA	F4	1	Dallara F4	Drivex School	50	29	1:46.613			157.1
<b>REN</b>															
1	101	R-ACE GP	FRA	Oscar Piastri	AUS	REN	1	F.Renault 2.0	R-ACE GP	54	51	1:41.771			164.6
2	4	R-ACE GP	FRA	Alexander Smolyar	RUS	REN	2	F.Renault 2.0	R-ACE GP	55	54	1:41.931	0.160	0.160	164.4
3	2	R-ACE GP	FRA	Lorenzo Colombo	USA	REN	3	F.Renault 2.0	R-ACE GP	53	52	1:41.945	0.174	0.014	164.3
4	87	Fortec Motorsports	GBR	Casper Tobias Hansen	DNK	REN	4	F.Renault 2.0	Fortec Motorsports	53	48	1:42.771	1.000	0.826	163.0
5	85	Fortec Motorsports	GBR	Casper Pilgaard	DNK	REN	5	F.Renault 2.0	Fortec Motorsports	54	50	1:44.216	2.445	1.445	160.8

Published at:.....

Track Temp: 26.7 °C    Air Temp: 20.1 °C    Humidity: 67 %    Track Status: DRY

Stewards:	Race Director:	Timekeeper: 
-----------	----------------	---





**Circuito de Barcelona**  
**Euroformula Open**  
**Private test - 2**  
**Lap Analysis**



1 Christian Hahn EFO Dallara F312 2 Lorenzo Colombo REN F.Renault 2.0  
 RP Motorsport R-ACE GP

Lap	D	Time	Sector 1	Sector 2	Sector 3	T. Spd	Elapsed	Lap	D	Time	Sector 1	Sector 2	Sector 3	T. Spd	Elapsed
1		13:54:31.806	13:53:18.529	40.008	33.269	161.6	13:54:31.806	1		13:11:48.896 P	13:10:15.642	46.223	47.031	139.7	13:11:48.896
2		1:40.493	29.300	38.594	32.599	230.7	13:56:12.299	2		2:41.173	1:25.201	41.541	34.431	179.4	13:14:30.069
3		1:40.159	28.963	38.496	32.700	234.2	13:57:52.458	3		1:44.109	29.955	40.191	33.963	235.8	13:16:14.178
4		1:40.030	29.119	38.263	32.648	236.3	13:59:32.488	4		1:58.719 P	29.688	39.844	49.187	237.8	13:18:12.897
5		1:40.022	28.944	38.440	32.638	235.2	14:01:12.510	5		3:54.842	2:40.963	40.038	33.841	182.1	13:22:07.739
6		1:41.301	29.294	39.325	32.682	234.2	14:02:53.811	6		1:43.243	29.942	39.641	33.660	236.8	13:23:50.982
7		1:39.997	28.993	37.970	33.034	234.7	14:04:33.808	7		1:42.818	29.735	39.523	33.560	235.8	13:25:33.800
8		1:46.258	35.342	38.447	32.469	232.2	14:06:20.066	8		1:42.725	29.706	39.536	33.483	237.3	13:27:16.525
9		1:40.135	28.886	37.994	33.255	235.2	14:08:00.201	9		1:50.433	32.012	43.093	35.328	236.8	13:29:06.958
10		1:39.693	29.039	37.908	32.746	233.2	14:09:39.894	10		1:47.527 P	29.675	39.658	38.194	237.3	13:30:54.485
11		1:39.855	29.164	38.256	32.435	232.7	14:11:19.749	11		22:38.489	21:17.954	44.335	36.200	161.1	13:53:32.974
12		1:39.458	29.017	37.887	32.554	232.2	14:12:59.207	12		1:45.036	30.582	40.557	33.897	233.7	13:55:18.010
13		1:39.690	29.002	38.082	32.606	233.2	14:14:38.897	13		1:42.846	29.730	39.586	33.530	236.3	13:57:00.856
14		1:39.646	28.953	38.189	32.504	232.7	14:16:18.543	14		1:42.475	29.606	39.516	33.353	236.8	13:58:43.331
15		1:39.369	29.028	37.892	32.449	233.7	14:17:57.912	15		1:42.477	29.592	39.360	33.525	237.3	14:00:25.808
16		1:39.147	28.969	37.897	32.281	233.2	14:19:37.059	16		1:51.268	32.505	43.035	35.728	237.3	14:02:17.076
17		2:14.458 P	29.037	57.274	48.147	231.7	14:21:51.517	17		1:42.449	29.514	39.540	33.395	236.8	14:03:59.525
18		55:25.885	54:05.601	43.965	36.319	120.9	15:17:17.402	18		1:42.206	29.590	39.283	33.333	237.3	14:05:41.731
19		1:43.657	30.654	39.385	33.618	222.6	15:19:01.059	19		1:47.667 P	29.656	39.708	38.303	238.4	14:07:29.398
20		1:40.145	29.377	38.168	32.600	229.2	15:20:41.204	20		49:09.925	47:51.215	42.570	36.140	167.1	14:56:39.323
21		1:39.710	29.004	38.049	32.657	231.2	15:22:20.914	21		1:47.033	30.595	41.383	35.055	234.2	14:58:26.356
22		1:39.495	29.022	38.158	32.315	230.7	15:24:00.409	22		1:42.868	29.896	39.572	33.400	234.7	15:00:09.224
23		1:39.315	28.930	37.933	32.452	232.2	15:25:39.724	23		1:42.985	29.660	39.734	33.591	236.8	15:01:52.209
24		1:41.897	28.870	38.049	34.978	231.7	15:27:21.621	24		1:42.786	29.674	39.541	33.571	235.2	15:03:34.995
25		1:47.255 P	31.220	39.106	36.929	231.2	15:29:08.876	25		1:42.509	29.555	39.522	33.432	236.8	15:05:17.504
26		5:56.358	4:35.569	45.116	35.673	115.8	15:35:05.234	26		1:48.470 P	29.680	39.492	39.298	237.8	15:07:05.974
27		1:44.542	32.551	39.428	32.563	145.3	15:36:49.776	27		22:20.840	20:58.911	44.812	37.117	159.0	15:29:26.814
28		2:02.836 P	28.929	50.752	43.155	229.2	15:38:52.612	28		1:47.427	30.952	41.732	34.743	232.2	15:31:14.241
29		10:45.390	9:32.448	39.349	33.593	165.1	15:49:38.002	29		1:42.020	29.518	39.315	33.187	234.7	15:32:56.261
30		1:39.683	29.150	38.099	32.434	229.2	15:51:17.685	30		1:42.103	29.512	39.287	33.304	236.8	15:34:38.364
31		1:38.840	28.805	37.685	32.350	230.7	15:52:56.525	31		1:50.693	32.383	43.368	34.942	225.9	15:36:29.057
32		1:39.082	28.819	37.779	32.484	232.2	15:54:35.607	32		1:42.545	29.658	39.422	33.465	236.8	15:38:11.602
33		1:39.033	28.879	37.884	32.270	232.2	15:56:14.640	33		1:47.335 P	29.555	39.383	38.397	236.8	15:39:58.937
34		1:46.566 P	28.888	38.052	39.626	232.7	15:58:01.206	34		48:34.003	47:15.982	42.307	35.714	174.4	16:28:32.940
35		40:40.562	39:24.461	41.898	34.203	153.8	16:38:41.768	35		1:46.383	30.366	41.332	34.685	233.2	16:30:19.323
36		1:41.420	29.828	38.852	32.740	227.8	16:40:23.188	36		1:43.389	29.870	39.913	33.606	234.2	16:32:02.712
37		1:39.309	29.014	37.920	32.375	231.2	16:42:02.497	37		1:42.868	29.706	39.650	33.512	236.3	16:33:45.580
38		1:39.301	28.869	38.014	32.418	233.2	16:43:41.798	38		1:42.559	29.659	39.545	33.355	237.3	16:35:28.139
39		1:40.254	28.959	38.732	32.563	233.7	16:45:22.052	39		1:42.681	29.647	39.557	33.477	236.8	16:37:10.820
40		1:39.045	28.953	37.872	32.220	231.7	16:47:01.097	40		1:43.549	29.561	40.533	33.455	237.3	16:38:54.369
41		1:46.101 P	28.876	39.169	38.056	232.7	16:48:47.198	41		1:42.633	29.460	39.571	33.602	237.8	16:40:37.002
42		7:26.399	6:11.415	41.184	33.800	150.0	16:56:13.597	42		1:42.599	29.711	39.417	33.471	236.8	16:42:19.601
43		1:41.156	29.895	38.338	32.923	225.4	16:57:54.753	43		1:42.415	29.531	39.480	33.404	238.4	16:44:02.016
44		1:38.848	28.896	37.695	32.257	230.7	16:59:33.601	44		1:42.765	29.566	39.685	33.514	237.3	16:45:44.781
45		1:38.530	28.820	37.641	32.069	231.2	17:01:12.131	45		1:43.595	30.627	39.479	33.489	216.8	16:47:28.376
46		2:00.405	28.832	53.614	37.959	232.2	17:03:12.536	46		1:58.542 P	33.327	41.584	43.631	236.8	16:49:26.918
47		1:41.160	28.901	37.642	34.617	231.7	17:04:53.696	47		38:33.383	37:10.260	45.495	37.628	159.7	17:28:00.301
48		1:49.797 P	31.149	39.366	39.282	227.8	17:06:43.493	48		1:47.292	30.975	41.194	35.123	232.7	17:29:47.593
49		12:17.707	11:03.970	40.430	33.307	161.9	17:19:01.200	49		1:42.158	29.571	39.363	33.224	234.2	17:31:29.751
50		1:41.502	30.380	38.133	32.989	224.0	17:20:42.702	50		1:50.770	29.540	39.351	41.879	235.2	17:33:20.521
51		1:38.972	29.085	37.772	32.115	229.7	17:22:21.674	51		1:50.888	33.339	42.919	34.630	216.8	17:35:11.409
52		1:38.772	28.849	37.764	32.159	230.7	17:24:00.446	52		1:41.945	29.459	39.195	33.291	236.3	17:36:53.354
53		2:01.989	28.925	58.021	35.043	230.2	17:26:02.435	53		1:49.714 P	29.917	39.564	40.233	235.8	17:38:43.068
54		1:38.954	28.930	37.787	32.237	230.7	17:27:41.389								
55		1:49.661 P	31.593	39.260	38.808	232.2	17:29:31.050								





**Circuit de Barcelona**  
**Euroformula Open**  
**Private test - 2**  
**Lap Analysis**



4

Alexander Smolyar

REN

F.Renault 2.0

5

Dev Gore

EFO

Dallara F312

R-ACE GP

Carlin Motorsport

Lap	D	Time	Sector 1	Sector 2	Sector 3	T. Spd	Elapsed	Lap	D	Time	Sector 1	Sector 2	Sector 3	T. Spd	Elapsed
1		13:11:47.095	13:10:26.497	43.818	36.780	169.0	13:11:47.095	1		13:34:23.806	13:33:09.906	40.028	33.872	168.4	13:34:23.806
2		1:45.617	30.756	40.705	34.156	231.7	13:13:32.712	2		1:40.805	29.583	38.436	32.786	225.9	13:36:04.611
3		1:43.701	29.837	40.067	33.797	236.3	13:15:16.413	3		1:40.763	29.409	38.388	32.966	228.3	13:37:45.374
4		3:29.100 P	29.532	40.029	2:19.539	237.3	13:18:45.513	4		1:40.263	29.291	38.260	32.712	229.2	13:39:25.637
5		3:44.889	2:21.335	41.153	42.401	162.8	13:22:30.402	5		1:40.149	29.175	38.291	32.683	229.7	13:41:05.786
6		1:43.240	29.834	39.599	33.807	234.7	13:24:13.642	6		1:40.011	29.169	38.161	32.681	230.7	13:42:45.797
7		1:43.116	29.714	39.571	33.831	236.3	13:25:56.758	7		1:40.005	29.267	38.141	32.597	230.2	13:44:25.802
8		1:43.113	29.711	39.644	33.758	236.3	13:27:39.871	8		1:40.124	29.178	38.167	32.779	230.7	13:46:05.926
9		1:54.444	34.092	45.248	35.104	226.8	13:29:34.315	9		1:40.755	29.154	38.803	32.798	231.2	13:47:46.681
10		1:43.031	29.710	39.720	33.601	233.7	13:31:17.346	10		1:40.327	29.307	38.201	32.819	231.2	13:49:27.008
11		1:48.369 P	29.754	39.578	39.037	235.2	13:33:05.715	11		1:40.049	29.231	38.155	32.663	230.7	13:51:07.057
12		20:46.016	19:28.273	42.955	34.788	150.6	13:53:51.731	12		1:40.161	29.174	38.147	32.840	230.7	13:52:47.218
13		1:44.700	30.499	40.422	33.779	228.8	13:55:36.431	13		1:40.860	29.548	38.318	32.994	231.2	13:54:28.078
14		1:42.829	29.757	39.524	33.548	235.2	13:57:19.260	14		1:41.448	29.218	38.761	33.469	232.2	13:56:09.526
15		1:42.459	29.679	39.382	33.398	235.8	13:59:01.719	15		1:41.278	29.176	38.358	33.744	232.2	13:57:50.804
16		1:42.426	29.646	39.256	33.524	236.3	14:00:44.145	16		1:40.979	29.335	38.475	33.169	231.7	13:59:31.783
17		1:53.228	34.277	44.734	34.217	217.7	14:02:37.373	17		1:58.540 P	33.913	43.316	41.311	194.2	14:01:30.323
18		1:42.488	29.571	39.512	33.405	236.8	14:04:19.861	18		46:19.236	45:03.770	41.086	34.380	167.1	14:47:49.559
19		1:42.351	29.547	39.481	33.323	235.8	14:06:02.212	19		1:41.515	29.630	38.703	33.182	227.3	14:49:31.074
20		1:51.865 P	29.573	39.314	42.978	236.8	14:07:54.077	20		1:41.207	29.490	38.500	33.217	228.3	14:51:12.281
21		48:28.459	47:03.644	43.390	41.425	155.6	14:56:22.536	21		1:43.278	29.317	38.347	35.614	229.2	14:52:55.559
22		1:46.150	30.774	41.255	34.121	228.8	14:58:08.686	22		1:40.606	29.385	38.263	32.958	229.2	14:54:36.165
23		1:43.134	29.801	39.671	33.662	234.2	14:59:51.820	23		1:40.412	29.187	38.231	32.994	229.7	14:56:16.577
24		1:42.859	29.660	39.645	33.554	234.7	15:01:34.679	24		1:40.668	29.264	38.391	33.013	230.2	14:57:57.245
25		1:51.826	33.448	43.983	34.395	237.3	15:03:26.505	25		1:41.370	29.203	38.084	34.083	230.2	14:59:38.615
26		1:42.909	29.613	39.492	33.804	236.3	15:05:09.414	26		1:40.298	29.234	38.283	32.781	230.7	15:01:18.913
27		1:51.126 P	29.729	39.531	41.866	235.2	15:07:00.540	27		1:40.127	29.218	38.084	32.825	230.7	15:02:59.040
28		22:47.974	21:24.997	46.368	36.609	144.9	15:29:48.514	28		1:40.329	29.134	38.331	32.864	230.7	15:04:39.369
29		1:46.968	31.364	41.503	34.101	225.4	15:31:35.482	29		1:40.152	29.085	38.205	32.862	230.7	15:06:19.521
30		1:42.237	29.450	39.258	33.529	234.2	15:33:17.719	30		1:40.247	29.156	38.264	32.827	230.7	15:07:59.768
31		1:42.369	29.473	39.416	33.480	235.2	15:35:00.088	31		1:40.483	29.154	38.195	33.134	230.7	15:09:40.251
32		1:55.824	35.587	45.519	34.718	215.5	15:36:55.912	32		1:40.473	29.116	38.205	33.152	230.7	15:11:20.724
33		1:42.313	29.545	39.364	33.404	235.2	15:38:38.225	33		1:40.232	29.176	38.348	32.708	231.2	15:13:00.956
34		1:48.374 P	29.531	39.241	39.602	234.7	15:40:26.599	34		1:49.458 P	29.097	38.067	42.294	231.2	15:14:50.414
35		48:27.702	47:08.652	42.950	36.100	161.6	16:28:54.301	35		43:41.635	42:27.993	39.694	33.948	163.1	15:58:32.049
36		1:46.861	30.741	41.409	34.711	229.2	16:30:41.162	36		1:40.137	29.276	38.184	32.677	229.2	16:00:12.186
37		1:43.039	29.781	39.676	33.582	234.2	16:32:24.201	37		1:40.141	29.083	38.268	32.790	230.7	16:01:52.327
38		1:43.023	29.680	39.644	33.699	234.2	16:34:07.224	38		1:39.902	29.007	38.084	32.811	231.2	16:03:32.229
39		1:42.679	29.657	39.489	33.533	234.7	16:35:49.903	39		1:53.433	29.064	46.734	37.635	233.2	16:05:25.662
40		1:42.633	29.604	39.483	33.546	235.2	16:37:32.536	40		1:39.846	29.160	38.070	32.616	231.2	16:07:05.508
41		1:43.162	29.684	39.484	33.994	235.8	16:39:15.698	41		1:55.583	29.157	47.244	39.182	232.7	16:09:01.091
42		1:43.094	29.888	39.565	33.641	233.7	16:40:58.792	42		1:39.631	29.172	37.960	32.499	231.2	16:10:40.722
43		1:42.675	29.685	39.444	33.546	237.3	16:42:41.467	43		1:39.782	28.978	38.070	32.734	231.7	16:12:20.504
44		1:42.688	29.625	39.489	33.574	236.3	16:44:24.155	44		1:39.606	29.084	37.914	32.608	231.7	16:14:00.110
45		1:42.507	29.596	39.405	33.506	236.8	16:46:06.662	45		1:49.871 P	29.067	39.658	41.146	232.2	16:15:49.981
46		1:42.736	29.680	39.456	33.600	235.8	16:47:49.398	46		11:54.567	10:39.138	41.233	34.196	145.3	16:27:44.548
47		1:43.445	29.607	39.456	34.382	236.3	16:49:32.843	47		1:44.192	31.207	39.964	33.021	228.8	16:29:28.740
48		1:48.278 P	29.487	39.720	39.071	234.2	16:51:21.121	48		1:39.770	29.154	38.106	32.510	229.7	16:31:08.510
49		36:54.146	35:30.835	46.584	36.727	144.3	17:28:15.267	49		1:39.741	29.033	37.867	32.841	231.2	16:32:48.251
50		1:47.459	31.618	41.457	34.384	225.9	17:30:02.726	50		1:39.066	29.078	37.763	32.225	230.7	16:34:27.317
51		1:42.362	29.586	39.280	33.496	234.7	17:31:45.088	51		1:38.954	28.879	37.779	32.296	232.2	16:36:06.271
52		1:42.029	29.511	39.229	33.289	235.2	17:33:27.117	52		1:56.725	29.009	51.063	36.653	231.7	16:38:02.996
53		1:50.225	33.514	42.705	34.006	209.7	17:35:17.342	53		1:39.462	29.079	37.833	32.550	230.2	16:39:42.458
54		1:41.931	29.499	39.173	33.259	235.2	17:36:59.273	54		1:39.214	29.007	37.855	32.352	231.7	16:41:21.672
55		1:47.338 P	29.381	39.104	38.853	236.8	17:38:46.611	55		2:00.027 P	29.076	45.333	45.618	232.2	16:43:21.699





**Circuit de Barcelona**  
**Euroformula Open**  
**Private test - 2**  
**Lap Analysis**



8

TBN

EFO

Dallara F312

11

Brad Benavides

EFO

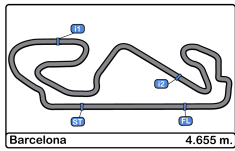
Dallara F312

Drivex School

Campos Racing

Lap	D	Time	Sector 1	Sector 2	Sector 3	T. Spd	Elapsed	Lap	D	Time	Sector 1	Sector 2	Sector 3	T. Spd	Elapsed
1		15:14:58.930	15:13:38.554	44.125	36.251	177.0	15:14:58.930	1		14:14:56.442	14:13:43.297	39.848	33.297	180.0	14:14:56.442
2		1:46.809	31.336	40.792	34.681	204.5	15:16:45.739	2		1:42.284	29.509	39.778	32.997	226.8	14:16:38.726
3		1:51.308 P	30.583	40.345	40.380	223.6	15:18:37.047	3		1:40.482	29.315	38.503	32.664	228.3	14:18:19.208
4		6:28.242	5:14.213	39.758	34.271	180.0	15:25:05.289	4		1:40.007	29.260	38.133	32.614	230.7	14:19:59.215
5		1:41.343	29.655	38.585	33.103	229.7	15:26:46.632	5		1:39.550	29.025	38.015	32.510	229.7	14:21:38.765
6		1:39.395	29.054	37.944	32.397	230.2	15:28:26.027	6		1:47.523 P	28.985	38.849	39.689	230.2	14:23:26.288
7		1:39.187	28.966	37.789	32.432	229.7	15:30:05.214	7		11:32.236	10:19.790	39.325	33.121	182.7	14:34:58.524
8		1:46.726	31.031	41.060	34.635	230.2	15:31:51.940	8		1:39.925	29.220	38.086	32.619	228.8	14:36:38.449
9		1:45.964 P	29.002	37.802	39.160	230.7	15:33:37.904	9		1:39.581	29.045	38.009	32.527	230.2	14:38:18.030
10		8:16.779	7:01.151	41.485	34.143	161.6	15:41:54.683	10		1:39.357	29.002	37.881	32.474	230.2	14:39:57.387
11		1:39.012	29.195	37.673	32.144	225.9	15:43:33.695	11		1:39.766	29.080	38.059	32.627	231.2	14:41:37.153
12		1:41.902	28.912	39.501	33.489	229.2	15:45:15.597	12		1:39.781	29.041	38.093	32.647	230.2	14:43:16.934
13		1:38.645	28.972	37.587	32.086	228.3	15:46:54.242	13		1:44.004 P	29.040	38.129	36.835	230.7	14:45:00.938
14		1:39.319	29.027	37.658	32.634	229.2	15:48:33.561	14		12:21.574	11:09.904	39.027	32.643	182.4	14:57:22.512
15		1:43.709 P	28.816	37.462	37.431	230.7	15:50:17.270	15		1:40.478	29.274	38.601	32.603	228.3	14:59:02.990
16		1:32:35.384 P	1:31:14.902		1:33:12.815	180.6	17:22:52.654	16		1:40.848	29.040	39.324	32.484	229.2	15:00:43.838
17		4:41.637	3:29.337	39.483	32.817	149.1	17:27:34.291	17		1:39.327	29.005	37.896	32.426	229.7	15:02:23.165
18		1:39.099	29.121	37.866	32.112	228.8	17:29:13.390	18		1:39.348	28.932	37.921	32.495	231.2	15:04:02.513
19		1:38.899	28.941	37.755	32.203	229.2	17:30:52.289	19		1:39.232	28.905	38.020	32.307	231.2	15:05:41.745
20		1:38.505	28.941	37.586	31.978	229.2	17:32:30.794	20		1:45.044 P	28.860	37.870	38.314	232.2	15:07:26.789
21		1:38.618	28.990	37.515	32.113	229.7	17:34:09.412	21		1:08:19.040	1:07:05.888	39.838	33.314	147.3	16:15:45.829
22		1:44.527 P	28.872	37.638	38.017	229.7	17:35:53.939	22		1:40.636	29.425	38.561	32.650	226.8	16:17:26.465
23		9:57.495	8:38.330	44.412	34.753	175.0	17:45:51.434	23		1:40.048	29.271	38.246	32.531	229.2	16:19:06.513
24		1:43.223	30.435	39.566	33.222	218.6	17:47:34.657	24		1:39.637	29.057	37.937	32.643	231.2	16:20:46.150
25		3:16.278	2:06.897	37.469	31.912	230.7	17:50:50.935	25		1:39.429	29.032	37.861	32.536	231.2	16:22:25.579
26		1:38.043	28.761	37.375	31.907	231.2	17:52:28.978	26		1:40.284	29.499	38.137	32.648	230.7	16:24:05.863
27		1:46.358	28.802	37.464	40.092	231.7	17:54:15.336	27		1:39.374	29.034	37.932	32.408	231.7	16:25:45.237
28		1:37.986	28.877	37.338	31.771	230.2	17:55:53.322	28		1:43.875 P	29.083	38.053	36.739	234.7	16:27:29.112
29		1:57.891 P	31.719	45.674	40.498	230.7	17:57:51.213	29		13:24.820	12:12.449	39.403	32.968	107.3	16:40:53.932
								30		1:39.437	29.259	37.908	32.270	227.3	16:42:33.369
								31		1:59.012	28.921	37.937	52.154	230.2	16:44:32.381
								32		1:39.906	29.860	37.953	32.093	226.8	16:46:12.287
								33		1:39.157	28.934	37.766	32.457	231.2	16:47:51.444
								34		1:40.661	28.939	38.479	33.243	231.7	16:49:32.105
								35		1:38.959	28.912	37.758	32.289	230.7	16:51:11.064
								36		1:50.822 P	28.907	42.438	39.477	232.2	16:53:01.886





**Circuit de Barcelona**  
**Euroformula Open**  
**Private test - 2**  
**Lap Analysis**



18

Pierre Louis Chovet

EFO

Dallara F312

22

Patrick Schott

EFO

Dallara F312

Campos Racing

Drivex School

Lap	D	Time	Sector 1	Sector 2	Sector 3	T. Spd	Elapsed	Lap	D	Time	Sector 1	Sector 2	Sector 3	T. Spd	Elapsed
1		14:15:11.815	P 14:13:41.856	45.981	43.978	175.6	14:15:11.815	1		14:52:56.100	14:51:37.280	39.953	38.867	177.9	14:52:56.100
2		2:48.983	1:36.527	39.175	33.281	174.7	14:18:00.798	2		1:44.565	33.040	38.660	32.865	234.7	14:54:40.665
3		1:40.167	29.274	38.273	32.620	232.2	14:19:40.965	3		1:39.615	29.068	37.953	32.594	231.2	14:56:20.280
4		1:39.619	29.093	38.185	32.341	233.2	14:21:20.584	4		1:39.337	28.975	37.891	32.471	230.2	14:57:59.617
5		1:39.931	29.242	38.179	32.510	230.7	14:23:00.515	5		1:39.599	29.006	38.075	32.518	231.2	14:59:39.216
6		1:40.015	29.222	38.209	32.584	231.7	14:24:40.530	6		1:52.092	28.972	48.886	34.234	235.8	15:01:31.308
7		1:39.373	29.020	37.848	32.505	231.2	14:26:19.903	7		1:39.612	29.147	37.866	32.599	228.3	15:03:10.920
8		1:39.854	29.035	38.244	32.575	232.7	14:27:59.757	8		1:39.197	29.006	37.660	32.531	229.2	15:04:50.117
9		1:40.183	29.154	38.269	32.760	231.7	14:29:39.940	9		1:39.163	28.920	37.735	32.508	229.2	15:06:29.280
10		1:39.719	29.132	38.025	32.562	231.2	14:31:19.659	10		1:39.190	28.975	37.679	32.536	229.2	15:08:08.470
11		1:39.852	29.149	38.133	32.570	232.7	14:32:59.511	11		2:01.414	P 35.815	45.035	40.564	228.8	15:10:09.884
12		1:39.524	29.162	37.940	32.422	231.2	14:34:39.035	12		11:44.096	10:30.848	39.603	33.645	179.7	15:21:53.980
13		1:39.441	29.005	38.031	32.405	231.7	14:36:18.476	13		1:40.143	29.345	38.143	32.655	226.4	15:23:34.123
14		1:39.633	29.041	38.014	32.578	231.7	14:37:58.109	14		1:39.323	29.008	37.771	32.544	228.8	15:25:13.446
15		1:39.518	28.987	38.035	32.496	232.7	14:39:37.627	15		1:39.122	28.848	37.927	32.347	230.2	15:26:52.568
16		1:39.768	28.931	38.251	32.586	231.7	14:41:17.395	16		1:49.184	29.777	44.396	35.011	229.7	15:28:41.752
17		1:39.421	29.027	38.031	32.363	231.7	14:42:56.816	17		1:52.384	P 29.224	44.049	39.111	228.3	15:30:34.136
18		1:39.706	28.949	38.136	32.621	232.7	14:44:36.522	18		1:06:37.965	1:05:25.846	39.212	32.907	171.1	16:37:12.101
19		1:46.981	P 28.967	38.213	39.801	232.7	14:46:23.503	19		1:40.248	29.079	38.440	32.729	231.2	16:38:52.349
20		1:29:06.638	1:27:48.477	42.247	35.914	181.2	16:15:30.141	20		1:39.467	29.067	37.798	32.602	230.7	16:40:31.816
21		1:46.088	33.508	39.102	33.478	197.4	16:17:16.229	21		1:39.263	28.914	37.768	32.581	231.2	16:42:11.079
22		1:40.180	29.406	38.319	32.455	228.3	16:18:56.409	22		1:39.142	28.887	37.742	32.513	230.7	16:43:50.221
23		1:39.522	29.022	38.121	32.379	230.2	16:20:35.931	23		1:39.130	28.888	37.806	32.436	230.2	16:45:29.351
24		1:39.453	28.977	37.850	32.626	232.2	16:22:15.384	24		1:39.162	28.903	37.820	32.439	230.2	16:47:08.513
25		1:41.910	28.937	39.763	33.210	234.2	16:23:57.294	25		1:50.855	P 30.056	40.352	40.447	231.2	16:48:59.368
26		1:39.115	28.998	37.934	32.183	231.7	16:25:36.409								
27		1:39.303	28.852	38.063	32.388	232.2	16:27:15.712								
28		1:45.553	P 29.031	38.261	38.261	232.2	16:29:01.265								
29		11:28.691	10:08.108	45.061	35.522	164.8	16:40:29.956								
30		1:57.640	40.843	42.475	34.322	131.0	16:42:27.596								
31		1:39.105	28.992	37.786	32.327	230.2	16:44:06.701								
32		1:38.493	28.767	37.480	32.246	231.7	16:45:45.194								
33		1:38.214	28.646	37.466	32.102	234.2	16:47:23.408								
34		1:38.702	28.792	37.696	32.214	232.7	16:49:02.110								
35		1:39.063	28.854	37.811	32.398	233.2	16:50:41.173								
36		1:45.962	P 29.044	38.212	38.706	232.2	16:52:27.135								







**Circuito de Barcelona**  
**Euroformula Open**  
**Private test - 2**  
**Lap Analysis**



30

Mateo Nannini

F4

Dallara F4

85

Casper Pilgaard

REN

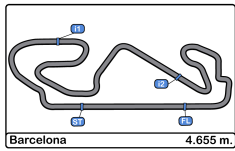
F.Renault 2.0

Drivex School

Fortec Motorsports

Lap	D	Time	Sector 1	Sector 2	Sector 3	T. Spd	Elapsed	Lap	D	Time	Sector 1	Sector 2	Sector 3	T. Spd	Elapsed
1		14:12:13.934	P 14:10:47.563	44.980	41.391	159.0	14:12:13.934	1		13:03:40.761	13:02:12.062	50.224	38.475	148.1	13:03:40.761
2		2:37.856	1:19.573	43.034	35.249	163.3	14:14:51.790	2		1:52.731	32.636	44.275	35.820	225.4	13:05:33.492
3		1:48.845	31.886	42.068	34.891	222.2	14:16:40.635	3		1:48.759	31.163	42.605	34.991	229.2	13:07:22.251
4		1:47.799	31.365	41.722	34.712	226.4	14:18:28.434	4		1:48.232	30.844	42.137	35.251	230.7	13:09:10.483
5		1:47.770	31.488	41.718	34.564	225.4	14:20:16.204	5		1:47.879	30.679	42.318	34.882	232.7	13:10:58.362
6		1:47.997	31.453	41.719	34.825	225.0	14:22:04.201	6		1:47.180	30.746	41.576	34.858	233.2	13:12:45.542
7		1:48.039	31.556	41.621	34.862	223.6	14:23:52.240	7		1:46.857	30.562	41.680	34.615	232.7	13:14:32.399
8		1:48.682	31.674	41.692	35.316	223.6	14:25:40.922	8		1:46.035	30.498	41.212	34.325	233.7	13:16:18.434
9		1:48.310	31.501	41.785	35.024	223.6	14:27:29.232	9		1:46.516	30.396	40.886	35.234	234.2	13:18:04.950
10		1:49.439	32.115	42.357	34.967	223.1	14:29:18.671	10		1:47.292	30.805	41.790	34.697	225.4	13:19:52.242
11		1:48.823	31.592	42.344	34.887	223.6	14:31:07.494	11		1:55.646	P 31.074	41.699	42.873	233.7	13:21:47.888
12		2:13.382	53.363	44.254	35.765	223.1	14:33:20.876	12		27:49.311	26:30.464	43.002	35.845	171.9	13:49:37.199
13		1:49.330	31.715	42.483	35.132	223.6	14:35:10.206	13		1:47.676	31.210	41.492	34.974	226.4	13:51:24.875
14		1:49.394	31.737	41.939	35.718	224.5	14:36:59.600	14		1:47.066	31.021	41.334	34.711	228.8	13:53:11.941
15		1:58.810	P 32.599	42.982	43.229	224.0	14:38:58.410	15		1:45.932	30.725	40.720	34.487	229.7	13:54:57.873
16		53:35.175	52:13.044	45.913	36.218	156.5	15:32:33.585	16		1:45.479	30.360	40.717	34.402	231.7	13:56:43.352
17		1:51.807	32.956	43.265	35.586	220.4	15:34:25.392	17		1:46.022	30.594	40.857	34.571	230.7	13:58:29.374
18		1:49.066	32.001	42.021	35.044	220.4	15:36:14.458	18		1:46.214	30.443	40.967	34.804	231.7	14:00:15.588
19		1:48.550	31.616	41.922	35.012	222.6	15:38:03.008	19		1:53.703	P 30.586	40.653	42.464	231.2	14:02:09.291
20		1:48.300	31.720	41.783	34.797	221.7	15:39:51.308	20		31:22.661	30:03.731	43.566	35.364	171.9	14:33:31.952
21		1:48.171	31.611	41.728	34.832	222.6	15:41:39.479	21		1:46.951	30.811	41.331	34.809	227.3	14:35:18.903
22		1:48.220	31.447	41.665	35.108	223.6	15:43:27.699	22		1:45.998	30.529	41.136	34.333	228.3	14:37:04.901
23		1:58.421	P 31.665	43.024	43.732	223.1	15:45:26.120	23		1:46.177	30.664	40.739	34.774	229.2	14:38:51.078
24		12:34.283	11:09.026	47.702	37.555	155.1	15:58:00.403	24		1:47.030	30.670	41.598	34.762	227.8	14:40:38.108
25		1:53.082	33.613	43.421	36.048	213.8	15:59:53.485	25		1:46.159	30.448	40.725	34.986	229.2	14:42:24.267
26		1:48.436	31.479	41.744	35.213	222.6	16:01:41.921	26		1:45.408	30.638	40.600	34.170	228.8	14:44:09.675
27		1:46.739	31.129	41.113	34.497	224.5	16:03:28.660	27		1:52.371	P 30.652	40.916	40.803	229.7	14:46:02.046
28		1:46.666	31.251	41.145	34.270	224.5	16:05:15.326	28		35:24.520	34:06.408	43.218	34.894	157.6	15:21:26.566
29		1:46.613	31.144	40.927	34.542	225.0	16:07:01.939	29		1:46.243	30.767	41.048	34.428	227.3	15:23:12.809
30		1:46.823	31.120	41.368	34.335	225.0	16:08:48.762	30		1:49.225	30.445	43.197	35.583	229.2	15:25:02.034
31		2:00.418	35.733	48.008	36.677	184.6	16:10:49.180	31		1:46.237	30.641	40.792	34.804	228.3	15:26:48.271
32		1:46.629	31.152	41.138	34.339	225.0	16:12:35.809	32		1:55.195	32.650	46.809	35.736	233.7	15:28:43.466
33		1:56.931	P 32.450	42.510	41.971	225.4	16:14:32.740	33		1:46.488	30.751	41.000	34.737	232.2	15:30:29.954
34		47:21.717	46:00.471	45.097	36.149	156.9	17:01:54.457	34		1:45.702	30.468	40.597	34.637	230.2	15:32:15.656
35		1:48.938	32.156	41.999	34.783	221.7	17:03:43.395	35		1:52.296	P 30.596	40.725	40.975	229.7	15:34:07.952
36		1:47.208	31.391	41.447	34.370	223.1	17:05:30.603	36		38:32.354	37:09.910	45.670	36.774	166.9	16:12:40.306
37		1:46.852	31.219		2:21.222	224.5	17:07:17.455	37		1:47.392	31.612	41.144	34.636	225.9	16:14:27.698
38		1:48.565			4:09.787		17:09:06.020	38		1:45.731	30.453	40.452	34.826	230.7	16:16:13.429
39		1:47.379	31.305		5:57.166		17:10:53.399	39		1:45.576	30.446	40.789	34.341	230.2	16:17:59.005
40		1:46.920		2:28.587	34.407		17:12:40.319	40		1:45.919	30.292	40.545	35.082	231.2	16:19:44.924
41		1:46.910			2:21.317		17:14:27.229	41		1:44.840	30.294	40.343	34.203	230.7	16:21:29.764
42		2:03.771	P		4:25.088		17:16:31.000	42		1:45.380	30.675	40.524	34.181	230.7	16:23:15.144
43		15:22.917	P 13:56.663	44.991	41.263	170.3	17:31:53.917	43		1:45.153	30.388	40.560	34.205	231.2	16:25:00.297
44		2:39.473	P 1:17.295	42.644	39.534	165.1	17:34:33.390	44		1:51.269	P 30.286	40.296	40.687	231.7	16:26:51.566
45		2:34.202	1:16.935	42.189	35.078	163.3	17:37:07.592	45		37:12.790	35:53.388	44.459	34.943	168.7	17:04:04.356
46		1:47.706	31.499	41.426	34.781	223.6	17:38:55.298	46		1:45.952	31.046	40.916	33.990	225.9	17:05:50.308
47		1:47.240	31.251	41.321	34.668	223.6	17:40:42.538	47		1:44.795	30.299	40.516	33.980	230.7	17:07:35.103
48		1:48.009	31.469	41.624	34.916	223.1	17:42:30.547	48		1:44.653	30.266	40.410	33.977	231.2	17:09:19.756
49		1:47.622	31.458	41.585	34.579	223.6	17:44:18.169	49		1:44.450	30.132	40.225	34.093	231.7	17:11:04.206
50		1:55.021	P 31.580	42.290	41.151	223.1	17:46:13.190	50		1:44.216	30.175	40.240	33.801	232.7	17:12:48.422
								51		1:44.502	30.185	40.346	33.971	232.2	17:14:32.924
								52		1:44.429	30.061	40.139	34.229	233.7	17:16:17.353
								53		1:44.736	30.175	40.619	33.942	233.2	17:18:02.089
								54		1:51.380	P 30.173	40.348	40.859	231.2	17:19:53.469





**Circuit de Barcelona**  
**Euroformula Open**  
**Private test - 2**  
**Lap Analysis**



**87**

Casper Tobias Hansen

REN

F.Renault 2.0

**101**

Oscar Piastri

REN

F.Renault 2.0

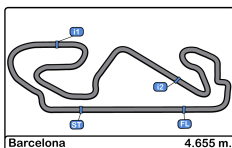
Fortec Motorsports

R-ACE GP

Lap	D	Time	Sector 1	Sector 2	Sector 3	T. Spd	Elapsed	Lap	D	Time	Sector 1	Sector 2	Sector 3	T. Spd	Elapsed
1		13:09:08.768	13:07:45.709	45.938	37.121	172.2	13:09:08.768	1		13:11:06.174	13:09:45.828	44.296	36.050	172.2	13:11:06.174
2		1:51.314	31.682	43.974	35.658	231.7	13:11:00.082	2		1:47.772	31.068	41.312	35.392	228.3	13:12:53.946
3		2:28.986	30.497	41.402	1:17.087	236.3	13:13:29.068	3		1:43.836	29.994	40.094	33.748	236.3	13:14:37.782
4		1:47.173	31.026	41.218	34.929	233.7	13:15:16.241	4		1:43.299	29.723	39.785	33.791	236.3	13:16:21.081
5		1:46.907	30.728	40.711	35.468	209.3	13:17:03.148	5		1:44.147	29.550	39.880	34.717	238.4	13:18:05.228
6		1:45.525	30.238	40.974	34.313	236.8	13:18:48.673	6		1:43.129	29.638	39.786	33.705	238.4	13:19:48.357
7		1:45.583	30.636	40.527	34.420	237.3	13:20:34.256	7		1:48.171	29.882	43.609	34.680	237.3	13:21:36.528
8		1:45.983	30.697	40.844	34.442	236.8	13:22:20.239	8		1:42.846	29.624	39.658	33.564	235.8	13:23:19.374
9		1:54.320 P	30.195	41.017	43.108	235.8	13:24:14.559	9		1:43.050	29.683	39.621	33.746	235.8	13:25:02.424
10		38:28.427	37:09.158	43.199	36.070	175.3	14:02:42.986	10		1:46.705 P	29.603	39.520	37.582	237.3	13:26:49.129
11		1:46.575	30.671	41.137	34.767	233.7	14:04:29.561	11		26:16.814	24:58.916	42.640	35.258	170.8	13:53:05.943
12		1:45.529	30.139	40.975	34.415	234.7	14:06:15.090	12		1:45.551	30.753	40.762	34.036	223.6	13:54:51.494
13		1:45.050	30.298	40.404	34.348	236.8	14:08:00.140	13		1:43.137	29.808	39.632	33.697	234.7	13:56:34.631
14		2:53.738 P	30.778	1:27.972	54.988	209.3	14:10:53.878	14		1:42.523	29.541	39.418	33.564	235.8	13:58:17.154
15		24:43.964	23:25.883	43.015	35.066	170.8	14:35:37.842	15		1:42.324	29.540	39.308	33.476	236.3	13:59:59.478
16		1:47.121	30.684	41.341	35.096	232.7	14:37:24.963	16		1:48.581	29.550	42.915	36.116	236.8	14:01:48.059
17		1:45.635	30.509	40.805	34.321	234.7	14:39:10.598	17		1:42.432	29.536	39.354	33.542	236.3	14:03:30.491
18		1:45.016	30.171	40.613	34.232	234.2	14:40:55.614	18		1:42.169	29.486	39.301	33.382	236.8	14:05:12.660
19		1:44.249	30.008	40.138	34.103	235.8	14:42:39.863	19		1:46.728 P	29.442	39.550	37.736	236.8	14:06:59.388
20		1:45.365	30.330	40.566	34.469	235.2	14:44:25.228	20		50:00.996	48:41.938	43.203	35.855	174.7	14:57:00.384
21		1:56.916 P	30.280	40.139	46.497	236.8	14:46:22.144	21		1:47.443	31.102	41.768	34.573	223.6	14:58:47.827
22		31:26.753	30:09.824	42.047	34.882	175.6	15:17:48.897	22		1:43.350	29.785	39.854	33.711	232.2	15:00:31.177
23		1:46.097	30.446	40.876	34.775	233.2	15:19:34.994	23		1:42.454	29.634	39.411	33.409	234.7	15:02:13.631
24		1:45.070	30.487	40.441	34.142	235.2	15:21:20.064	24		1:42.821	29.575	39.618	33.628	235.8	15:03:56.452
25		1:44.737	30.358	40.227	34.152	235.8	15:23:04.801	25		1:42.497	29.524	39.423	33.550	235.8	15:05:38.949
26		1:44.322	30.037	40.296	33.989	236.3	15:24:49.123	26		1:50.286 P	29.473	40.930	39.883	234.2	15:07:29.235
27		1:44.586	30.088	40.447	34.051	235.2	15:26:33.709	27		21:32.839	20:14.173	43.530	35.136	170.3	15:29:02.074
28		1:50.540 P	30.247	40.406	39.887	236.3	15:28:24.249	28		1:45.900	30.983	40.777	34.140	222.2	15:30:47.974
29		45:04.697	43:47.405	42.482	34.810	175.6	16:13:28.946	29		1:42.090	29.571	39.227	33.292	233.7	15:32:30.064
30		1:46.380	30.495	41.717	34.168	233.7	16:15:15.326	30		1:41.916	29.347	39.232	33.337	234.7	15:34:11.980
31		1:44.873	30.120	40.385	34.368	234.7	16:17:00.199	31		1:47.581	31.402	42.233	33.946	233.2	15:35:59.561
32		1:44.284	30.165	40.191	33.928	235.2	16:18:44.483	32		1:42.102	29.356	39.390	33.356	232.7	15:37:41.663
33		1:44.630	30.043	40.372	34.215	234.7	16:20:29.113	33		1:49.189 P	30.194	39.824	39.171	233.7	15:39:30.852
34		1:44.421	29.886	40.634	33.901	235.8	16:22:13.534	34		48:45.265	47:28.726	42.191	34.348	173.9	16:28:16.117
35		1:46.805	29.833	42.544	34.428	235.8	16:24:00.339	35		1:43.716	29.945	39.947	33.824	232.7	16:29:59.833
36		1:44.008	30.037	39.888	34.083	238.9	16:25:44.347	36		1:42.788	29.650	39.556	33.582	234.7	16:31:42.621
37		1:53.264 P	30.076	40.519	42.669	236.3	16:27:37.611	37		1:42.950	29.552	39.839	33.559	235.2	16:33:25.571
38		18:56.522	17:39.608	42.028	34.886	175.6	16:46:34.133	38		1:42.422	29.568	39.365	33.489	235.8	16:35:07.993
39		1:43.819	30.001	40.061	33.757	233.2	16:48:17.952	39		1:42.477	29.597	39.414	33.466	235.8	16:36:50.470
40		1:43.755	29.765	40.232	33.758	235.2	16:50:01.707	40		1:42.287	29.532	39.313	33.442	236.8	16:38:32.757
41		1:43.720	29.768	39.892	34.060	235.2	16:51:45.427	41		1:42.836	29.855	39.468	33.513	235.8	16:40:15.593
42		1:44.071	29.795	39.580	34.696	234.7	16:53:29.498	42		1:42.398	29.546	39.422	33.430	235.2	16:41:57.991
43		1:43.486	29.730	39.816	33.940	235.2	16:55:12.984	43		1:42.362	29.475	39.471	33.416	235.2	16:43:40.353
44		1:48.603 P	29.819	39.984	38.800	235.8	16:57:01.587	44		1:42.881	29.531	39.477	33.873	235.8	16:45:23.234
45		8:55.421	7:32.292	46.544	36.585	171.9	17:05:57.008	45		1:42.402	29.472	39.364	33.566	238.4	16:47:05.636
46		2:01.096	32.862	49.637	38.597	231.2	17:07:58.104	46		1:42.508	29.416	39.579	33.513	237.3	16:48:48.144
47		1:43.335	29.919	39.856	33.560	235.2	17:09:41.439	47		1:50.585 P	30.062	41.221	39.302	237.3	16:50:38.729
48		1:42.771	29.682	39.358	33.731	236.3	17:11:24.210	48		36:55.395	35:36.222	43.787	35.386	170.6	17:27:34.124
49		1:43.005	29.698	39.722	33.585	236.8	17:13:07.215	49		1:46.514	31.278	41.008	34.228	222.6	17:29:20.638
50		1:42.838	29.576	39.571	33.691	236.8	17:14:50.053	50		1:41.828	29.442	39.106	33.280	234.2	17:31:02.466
51		1:44.414	29.638	40.044	34.732	236.8	17:16:34.467	51		1:41.771	29.397	39.101	33.273	235.2	17:32:44.237
52		1:43.651	29.697	39.701	34.253	237.3	17:18:18.118	52		1:56.280	32.103	44.635	39.542	213.4	17:34:40.517
53		1:54.829 P	29.638	41.292	43.899	236.8	17:20:12.947	53		1:41.912	29.503	39.125	33.284	233.7	17:36:22.429
54								54		1:52.398 P	30.085	41.046	41.267	234.7	17:38:14.827





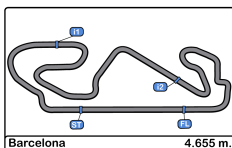


**Circuito de Barcelona**  
**Euroformula Open**  
**Private test - 2**  
**Best Sectors Results**



Sector - 1				Sector - 2				Sector - 3				Ideal Lap vs Best Lap				
Clas	Nº	Driver	Time	Nº	Driver	Time	Nº	Driver	Time	Clas	Nº	Driver	Ideal Lap	Best Lap	Clas	
1	18	Pierre Louis Chovet	28.646	8	TBN	37.338	8	TBN	31.771	1	8	TBN	1:37.870	1:37.986	1	
2	8	TBN	28.761	18	Pierre Louis Chovet	37.466	1	Christian Hahn	32.069	2	18	Pierre Louis Chovet	1:38.214	1:38.214	2	
3	1	Christian Hahn	28.805	1	Christian Hahn	37.641	11	Brad Benavides	32.093	3	1	Christian Hahn	1:38.515	1:38.530	3	
4	22	Patrick Schott	28.848	22	Patrick Schott	37.660	18	Pierre Louis Chovet	32.102	4	11	Brad Benavides	1:38.711	1:38.959	5	
5	11	Brad Benavides	28.860	11	Brad Benavides	37.758	5	Dev Gore	32.225	5	22	Patrick Schott	1:38.855	1:39.122	6	
6	5	Dev Gore	28.879	5	Dev Gore	37.763	22	Patrick Schott	32.347	6	5	Dev Gore	1:38.867	1:38.954	4	
7	101	Oscar Piastri	29.347	101	Oscar Piastri	39.101	2	Lorenzo Colombo	33.187	7	101	Oscar Piastri	1:41.721	1:41.771	7	
8	4	Alexander Smolyar	29.381	4	Alexander Smolyar	39.104	4	Alexander Smolyar	33.259	8	4	Alexander Smolyar	1:41.744	1:41.931	8	
9	2	Lorenzo Colombo	29.459	2	Lorenzo Colombo	39.195	101	Oscar Piastri	33.273	9	2	Lorenzo Colombo	1:41.841	1:41.945	9	
10	87	Casper Tobias Hansen	29.576	87	Casper Tobias Hansen	39.358	87	Casper Tobias Hansen	33.560	10	87	Casper Tobias Hansen	1:42.494	1:42.771	10	
11	85	Casper Pilgaard	30.061	85	Casper Pilgaard	40.139	85	Casper Pilgaard	33.801	11	85	Casper Pilgaard	1:44.001	1:44.216	11	
12	30	Mateo Nannini	31.120	30	Mateo Nannini	40.927	30	Mateo Nannini	34.270	12	30	Mateo Nannini	1:46.317	1:46.613	12	



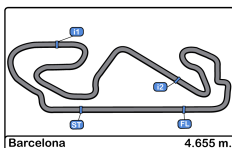


Circuito de Barcelona  
Euroformula Open  
Private test - 2  
Best 5 Lap Times



Cls	Nº	Entrant	Nat	Driver	Nat	Cat	Cls	Chassis	Team	Best 1		Best 2		Best 3		Best 4		Best 5	
										Time	Lap	Time	Lap	Time	Lap	Time	Lap	Time	Lap
1	8	Drivex School	ESP	TBN		EFO	1	Dallara F312	Drivex School	<b>1:37.986</b>	28	1:38.043	26	1:38.505	20	1:38.618	21	1:38.645	13
2	18	Campos Racing	ESP	Pierre Louis Chovet	FRA	EFO	2	Dallara F312	Campos Racing	<b>1:38.214</b>	33	1:38.493	32	1:38.702	34	1:39.063	35	1:39.105	31
3	1	RP Motorsport	ITA	Christian Hahn	BRA	EFO	3	Dallara F312	RP Motorsport	<b>1:38.530</b>	45	1:38.772	52	1:38.840	31	1:38.848	44	1:38.954	54
4	5	Carlin Motorsport	GBR	Dev Gore	USA	EFO	4	Dallara F312	Carlin Motorsport	<b>1:38.954</b>	51	1:39.066	50	1:39.214	54	1:39.462	53	1:39.606	44
5	11	Campos Racing	ESP	Brad Benavides	USA	EFO	5	Dallara F312	Campos Racing	<b>1:38.959</b>	35	1:39.157	33	1:39.232	19	1:39.327	17	1:39.348	18
6	22	Drivex School	ESP	Patrick Schott	CHE	EFO	6	Dallara F312	Drivex School	<b>1:39.122</b>	15	1:39.130	23	1:39.142	22	1:39.162	24	1:39.163	9
7	101	R-ACE GP	FRA	Oscar Piastri	AUS	RE	1	F.Renault 2.0	R-ACE GP	<b>1:41.771</b>	51	1:41.828	50	1:41.912	53	1:41.916	30	1:42.090	29
8	4	R-ACE GP	FRA	Alexander Smolyar	RUS	RE	2	F.Renault 2.0	R-ACE GP	<b>1:41.931</b>	54	1:42.029	52	1:42.237	30	1:42.313	33	1:42.351	19
9	2	R-ACE GP	FRA	Lorenzo Colombo	USA	RE	3	F.Renault 2.0	R-ACE GP	<b>1:41.945</b>	52	1:42.020	29	1:42.103	30	1:42.158	49	1:42.206	18
10	87	Fortec Motorsports	GBR	Casper Tobias Hansen	DNK	RE	4	F.Renault 2.0	Fortec Motorsports	<b>1:42.771</b>	48	1:42.838	50	1:43.005	49	1:43.335	47	1:43.486	43
11	85	Fortec Motorsports	GBR	Casper Pilgaard	DNK	RE	5	F.Renault 2.0	Fortec Motorsports	<b>1:44.216</b>	50	1:44.429	52	1:44.450	49	1:44.502	51	1:44.653	48
12	30	Drivex School	ESP	Mateo Nannini	ITA	F4	1	Dallara F4	Drivex School	<b>1:46.613</b>	29	1:46.629	32	1:46.666	28	1:46.739	27	1:46.823	30



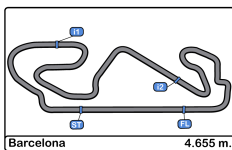


**Circuito de Barcelona**  
**Euroformula Open**  
**Private test - 2**  
**Best 5 Top Speeds**



Cls	Nº	Entrant	Nat	Driver	Nat	Cat	Cls	Chassis	Team	Top 1		Top 2		Top 3		Top 4		Top 5		Avg
										Km/h	Lap	Km/h	Lap	Km/h	Lap	Km/h	Lap	Km/h	Lap	
1	87	Fortec Motorsports	GBR	Casper Tobias Hansen	DNK	RE	1	F.Renault 2.0	Fortec Motorsports	238.9	36	237.3	7	237.3	52	236.8	6	236.8	8	237.4
2	2	R-ACE GP	FRA	Lorenzo Colombo	USA	RE	2	F.Renault 2.0	R-ACE GP	238.4	19	238.4	43	237.8	4	237.8	26	237.8	41	238.0
3	101	R-ACE GP	FRA	Oscar Piastri	AUS	RE	3	F.Renault 2.0	R-ACE GP	238.4	5	238.4	6	238.4	45	237.3	7	237.3	10	237.9
4	4	R-ACE GP	FRA	Alexander Smolyar	RUS	RE	4	F.Renault 2.0	R-ACE GP	237.3	4	237.3	25	237.3	43	236.8	18	236.8	20	237.1
5	1	RP Motorsport	ITA	Christian Hahn	BRA	EFO	1	Dallara F312	RP Motorsport	236.3	4	235.2	5	235.2	9	234.7	7	234.2	3	235.1
6	22	Drivex School	ESP	Patrick Schott	CHE	EFO	2	Dallara F312	Drivex School	235.8	6	234.7	2	231.2	3	231.2	5	231.2	19	232.8
7	11	Campos Racing	ESP	Brad Benavides	USA	EFO	3	Dallara F312	Campos Racing	234.7	28	232.2	20	232.2	36	231.7	27	231.7	34	232.5
8	18	Campos Racing	ESP	Pierre Louis Chovet	FRA	EFO	4	Dallara F312	Campos Racing	234.2	25	234.2	33	233.2	4	233.2	35	232.7	8	233.5
9	85	Fortec Motorsports	GBR	Casper Pilgaard	DNK	RE	5	F.Renault 2.0	Fortec Motorsports	234.2	9	233.7	8	233.7	11	233.7	32	233.7	52	233.8
10	5	Carlin Motorsport	GBR	Dev Gore	USA	EFO	5	Dallara F312	Carlin Motorsport	233.2	39	232.7	41	232.2	14	232.2	15	232.2	45	232.5
11	8	Drivex School	ESP	TBN		EFO	6	Dallara F312	Drivex School	231.7	27	231.2	26	230.7	9	230.7	15	230.7	25	231.0
12	30	Drivex School	ESP	Mateo Nannini	ITA	F4	1	Dallara F4	Drivex School	226.4	4	225.4	5	225.4	33	225.0	6	225.0	29	225.4



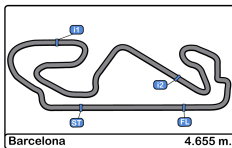


**Circuito de Barcelona**  
**Euroformula Open**  
**Private test - 2**  
**Fastest Laps Sequence**



Lap	Time of Day	Session Time	Nº	Entrant	Nat	Driver	Nat	Cat	Chassis	Team	Time	Km/h
2	13:05:33.492	5:33.492	85	Fortec Motorsports	GBR	Casper Pilgaard	DNK	REN	F.Renault 2.0	Fortec Motorsports	1:52.731	148.6
3	13:07:22.251	7:22.251	85	Fortec Motorsports	GBR	Casper Pilgaard	DNK	REN	F.Renault 2.0	Fortec Motorsports	1:48.759	154.0
4	13:09:10.483	9:10.483	85	Fortec Motorsports	GBR	Casper Pilgaard	DNK	REN	F.Renault 2.0	Fortec Motorsports	1:48.232	154.8
5	13:10:58.362	10:58.362	85	Fortec Motorsports	GBR	Casper Pilgaard	DNK	REN	F.Renault 2.0	Fortec Motorsports	1:47.879	155.3
6	13:12:45.542	12:45.542	85	Fortec Motorsports	GBR	Casper Pilgaard	DNK	REN	F.Renault 2.0	Fortec Motorsports	1:47.180	156.3
2	13:13:32.712	13:32.712	4	R-ACE GP	FRA	Alexander Smolyar	RUS	REN	F.Renault 2.0	R-ACE GP	1:45.617	158.6
3	13:14:37.782	14:37.782	101	R-ACE GP	FRA	Oscar Piastri	AUS	REN	F.Renault 2.0	R-ACE GP	1:43.836	161.3
3	13:15:16.413	15:16.413	4	R-ACE GP	FRA	Alexander Smolyar	RUS	REN	F.Renault 2.0	R-ACE GP	1:43.701	161.5
4	13:16:21.081	16:21.081	101	R-ACE GP	FRA	Oscar Piastri	AUS	REN	F.Renault 2.0	R-ACE GP	1:43.299	162.2
6	13:19:48.357	19:48.357	101	R-ACE GP	FRA	Oscar Piastri	AUS	REN	F.Renault 2.0	R-ACE GP	1:43.129	162.4
8	13:23:19.374	23:19.374	101	R-ACE GP	FRA	Oscar Piastri	AUS	REN	F.Renault 2.0	R-ACE GP	1:42.846	162.9
7	13:25:33.800	25:33.800	2	R-ACE GP	FRA	Lorenzo Colombo	USA	REN	F.Renault 2.0	R-ACE GP	1:42.818	162.9
8	13:27:16.525	27:16.525	2	R-ACE GP	FRA	Lorenzo Colombo	USA	REN	F.Renault 2.0	R-ACE GP	1:42.725	163.1
2	13:36:04.611	36:04.611	5	Carlin Motorsport	GBR	Dev Gore	USA	EFO	Dallara F312	Carlin Motorsport	1:40.805	166.2
3	13:37:45.374	37:45.374	5	Carlin Motorsport	GBR	Dev Gore	USA	EFO	Dallara F312	Carlin Motorsport	1:40.763	166.3
4	13:39:25.637	39:25.637	5	Carlin Motorsport	GBR	Dev Gore	USA	EFO	Dallara F312	Carlin Motorsport	1:40.263	167.1
5	13:41:05.786	41:05.786	5	Carlin Motorsport	GBR	Dev Gore	USA	EFO	Dallara F312	Carlin Motorsport	1:40.149	167.3
6	13:42:45.797	42:45.797	5	Carlin Motorsport	GBR	Dev Gore	USA	EFO	Dallara F312	Carlin Motorsport	1:40.011	167.5
7	13:44:25.802	44:25.802	5	Carlin Motorsport	GBR	Dev Gore	USA	EFO	Dallara F312	Carlin Motorsport	1:40.005	167.5
7	14:04:33.808	1:04:33.808	1	RP Motorsport	ITA	Christian Hahn	BRA	EFO	Dallara F312	RP Motorsport	1:39.997	167.5
10	14:09:39.894	1:09:39.894	1	RP Motorsport	ITA	Christian Hahn	BRA	EFO	Dallara F312	RP Motorsport	1:39.693	168.0
12	14:12:59.207	1:12:59.207	1	RP Motorsport	ITA	Christian Hahn	BRA	EFO	Dallara F312	RP Motorsport	1:39.458	168.4
15	14:17:57.912	1:17:57.912	1	RP Motorsport	ITA	Christian Hahn	BRA	EFO	Dallara F312	RP Motorsport	1:39.369	168.6
16	14:19:37.059	1:19:37.059	1	RP Motorsport	ITA	Christian Hahn	BRA	EFO	Dallara F312	RP Motorsport	1:39.147	169.0



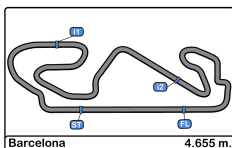


Circuito de Barcelona  
Euroformula Open  
Private test - 2  
Fastest Laps Sequence



Lap	Time of Day	Session Time	Nº	Entrant	Nat	Driver	Nat	Cat	Chassis	Team	Time	Km/h
15	15:26:52.568	2:26:52.568	22	Drivex School	ESP	Patrick Schott	CHE	EFO	Dallara F312	Drivex School	<b>1:39.122</b>	169.0
11	15:43:33.695	2:43:33.695	8	Drivex School	ESP	TBN		EFO	Dallara F312	Drivex School	<b>1:39.012</b>	169.2
13	15:46:54.242	2:46:54.242	8	Drivex School	ESP	TBN		EFO	Dallara F312	Drivex School	<b>1:38.645</b>	169.8
32	16:45:45.194	3:45:45.194	18	Campos Racing	ESP	Pierre Louis Chovet	FRA	EFO	Dallara F312	Campos Racing	<b>1:38.493</b>	170.1
33	16:47:23.408	3:47:23.408	18	Campos Racing	ESP	Pierre Louis Chovet	FRA	EFO	Dallara F312	Campos Racing	<b>1:38.214</b>	170.6
26	17:52:28.978	4:52:28.978	8	Drivex School	ESP	TBN		EFO	Dallara F312	Drivex School	<b>1:38.043</b>	170.9
28	17:55:53.322	4:55:53.322	8	Drivex School	ESP	TBN		EFO	Dallara F312	Drivex School	<b>1:37.986</b>	171.0





Circuit de Barcelona  
Euroformula Open  
Private test - 2  
Event Best Maximum Speed



Nº	Entrant	Nat	Driver	Nat	Cat	Clas	Chassis	Team	Km/h	Session
87	Fortec Motorsports	GBR	Casper Tobias Hansen	DNK	REN	1	F.Renault 2.0	Fortec Motorsports	238.9	Private test - 2
101	R-ACE GP	FRA	Oscar Piastrri	AUS	REN	2	F.Renault 2.0	R-ACE GP	238.4	Private test - 2
2	R-ACE GP	FRA	Lorenzo Colombo	USA	REN	3	F.Renault 2.0	R-ACE GP	238.4	Private test - 2
18	Campos Racing	ESP	Pierre Louis Chovet	FRA	EFO	1	Dallara F312	Campos Racing	237.3	Private test - 1
4	R-ACE GP	FRA	Alexander Smolyar	RUS	REN	4	F.Renault 2.0	R-ACE GP	237.3	Private test - 2
1	RP Motorsport	ITA	Christian Hahn	BRA	EFO	2	Dallara F312	RP Motorsport	236.3	Private test - 2
11	Campos Racing	ESP	Brad Benavides	USA	EFO	3	Dallara F312	Campos Racing	235.8	Private test - 1
22	Drivex School	ESP	Patrick Schott	CHE	EFO	4	Dallara F312	Drivex School	235.8	Private test - 2
58	Drivex School	ESP	Javier Gonzalez	MEX	EFO	5	Dallara F312	Drivex School	234.7	Private test - 1
8	Drivex School	ESP	TBN		EFO	6	Dallara F312	Drivex School	234.2	Private test - 1
5	Carlin Motorsport	GBR	Dev Gore	USA	EFO	7	Dallara F312	Carlin Motorsport	234.2	Private test - 1
85	Fortec Motorsports	GBR	Casper Pilgaard	DNK	REN	5	F.Renault 2.0	Fortec Motorsports	234.2	Private test - 2
30	Drivex School	ESP	Mateo Nannini	ITA	F4	1	Dallara F4	Drivex School	227.8	Private test - 1







**Circuit de Barcelona**  
**Euroformula Open**  
**Private test - 2**  
**Pit Stop Analysis**



<b>1</b>	Christian Hahn	EFO	RP Motorsport
Dallara F312			

Nr.	In Day Time	In Time	Out Time	Pit Time	T. Pit Time	Handicap	Penalty
1	14:21:49.123	14:21:49.123	15:15:19.563	53:30.44	53:30.440		
2	15:29:06.716	15:29:06.716	15:33:08.397	4:01.681	57:32.121		
3	15:38:50.373	15:38:50.373	15:47:53.263	9:02.890	1:06:35.0		11
4	15:57:58.656	15:57:58.656	16:36:50.355	38:51.69	1:45:26.7		10
5	16:48:44.624	16:48:44.624	16:54:23.055	5:38.431	1:51:05.1		41
6	17:06:41.004	17:06:41.004	17:17:12.247	10:31.24	2:01:36.3		84

<b>2</b>	Lorenzo Colombo	REN	R-ACE GP
F.Renault 2.0			

Nr.	In Day Time	In Time	Out Time	Pit Time	T. Pit Time	Handicap	Penalty
1	13:11:45.669	13:11:45.669	13:12:43.199	57.530	57.530		
2	13:18:10.097	13:18:10.097	13:20:24.597	2:14.500	3:12.030		
3	13:30:51.874	13:30:51.874	13:51:37.905	20:46.03	23:58.061		1
4	14:07:26.857	14:07:26.857	14:54:47.424	47:20.56	1:11:18.6		28
5	15:07:03.059	15:07:03.059	15:27:29.637	20:26.57	1:31:45.2		06
6	15:39:56.281	15:39:56.281	16:26:42.780	46:46.49	2:18:31.7		05
7	16:49:24.155	16:49:24.155	17:26:00.304	36:36.14	2:55:07.8		54

<b>4</b>	Alexander Smolyar	REN	R-ACE GP
F.Renault 2.0			

Nr.	In Day Time	In Time	Out Time	Pit Time	T. Pit Time	Handicap	Penalty
1	13:18:43.078	13:18:43.078	13:20:34.088	1:51.010	1:51.010		
2	13:33:03.285	13:33:03.285	13:51:59.603	18:56.31	20:47.328		8
3	14:07:51.642	14:07:51.642	14:54:23.954	46:32.31	1:07:19.6		40
4	15:06:58.106	15:06:58.106	15:27:50.333	20:52.22	1:28:11.8		67
5	15:40:24.165	15:40:24.165	16:27:00.939	46:36.77	2:14:48.6		41
6	16:51:18.685	16:51:18.685	17:26:15.103	34:56.41	2:49:45.0		59

<b>5</b>	Dev Gore	EFO	Carlin Motorsport
Dallara F312			

Nr.	In Day Time	In Time	Out Time	Pit Time	T. Pit Time	Handicap	Penalty
1	14:01:27.850	14:01:27.850	14:46:01.422	44:33.57	44:33.572		2
2	15:14:47.832	15:14:47.832	15:56:45.630	41:57.79	1:26:31.3		70
3	16:15:47.511	16:15:47.511	16:25:55.572	10:08.06	1:36:39.4		31

<b>8</b>	TBN	EFO	Drivex School
Dallara F312			

Nr.	In Day Time	In Time	Out Time	Pit Time	T. Pit Time	Handicap	Penalty
1	15:18:34.539	15:18:34.539	15:23:20.795	4:46.256	4:46.256		
2	15:33:35.441	15:33:35.441	15:40:07.680	6:32.239	11:18.495		
3	15:50:14.794	15:50:14.794	17:20:59.899	1:30:45.1	1:42:03.6		00

4	17:22:50.163	17:22:50.163	17:25:48.521	2:58.358	1:45:01.9		58
5	17:35:51.460	17:35:51.460	17:43:57.245	8:05.785	1:53:07.7		43

<b>11</b>	Brad Benavides	EFO	Campos Racing
Dallara F312			

Nr.	In Day Time	In Time	Out Time	Pit Time	T. Pit Time	Handicap	Penalty
1	14:23:23.836	14:23:23.836	14:33:17.036	9:53.200	9:53.200		
2	14:44:58.475	14:44:58.475	14:55:41.339	10:42.86	20:36.064		4
3	15:07:24.373	15:07:24.373	16:14:01.235	1:06:36.8	1:27:12.9		26
4	16:27:26.729	16:27:26.729	16:39:08.652	11:41.92	1:38:54.8		49

<b>18</b>	Pierre Louis Chovet	EFO	Campos Racing
Dallara F312			

Nr.	In Day Time	In Time	Out Time	Pit Time	T. Pit Time	Handicap	Penalty
1	14:15:09.320	14:15:09.320	14:15:36.006	26.686	26.686		
2	14:46:20.276	14:46:20.276	16:13:39.995	1:27:19.7	1:27:46.4		05
3	16:28:58.832	16:28:58.832	16:38:34.803	9:35.971	1:37:22.3		76

<b>22</b>	Patrick Schott	EFO	Drivex School
Dallara F312			

Nr.	In Day Time	In Time	Out Time	Pit Time	T. Pit Time	Handicap	Penalty
1	15:10:07.479	15:10:07.479	15:20:10.339	10:02.86	10:02.860		0
2	15:30:32.627	15:30:32.627	16:35:27.674	1:04:55.0	1:14:57.9		07

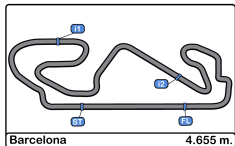
<b>30</b>	Mateo Nannini	F4	Drivex School
Dallara F4			

Nr.	In Day Time	In Time	Out Time	Pit Time	T. Pit Time	Handicap	Penalty
1	14:12:11.344	14:12:11.344	14:12:36.114	24.770	24.770		
2	14:38:55.666	14:38:55.666	15:30:34.499	51:38.83	52:03.603		3
3	15:45:23.501	15:45:23.501	15:55:57.712	10:34.21	1:02:37.8		14
4	16:14:30.207	16:14:30.207	16:59:57.780	45:27.57	1:48:05.3		87
5	17:16:24.078	17:16:24.078	17:29:54.306	13:30.22	2:01:35.6		15
6	17:31:51.343	17:31:51.343	17:32:14.854	23.511	2:01:59.1		26
7	17:34:30.840	17:34:30.840	17:34:54.862	24.022	2:02:23.1		48

<b>85</b>	Casper Pilgaard	REN	Fortec Motorsports
F.Renault 2.0			

Nr.	In Day Time	In Time	Out Time	Pit Time	T. Pit Time	Handicap	Penalty
1	13:21:44.676	13:21:44.676	13:47:43.394	25:58.71	25:58.718		8
2	14:02:06.079	14:02:06.079	14:31:38.826	29:32.74	55:31.465		7
3	14:45:59.199	14:45:59.199	15:19:35.444	33:36.24	1:29:07.7		10
4	15:34:05.262	15:34:05.262	16:10:43.181	36:37.91	2:05:45.6		29
5	16:26:48.574	16:26:48.574	17:02:11.221	35:22.64	2:41:08.2		76





**Circuit de Barcelona**  
**Euroformula Open**  
**Private test - 2**  
**Pit Stop Analysis**



**87**

Casper Tobias Hansen      REN      Fortec Motorsports

F.Renault 2.0

Nr.	In Day Time	In Time	Out Time	Pit Time	T. Pit Time	Handicap	Penalty
1	13:24:11.391	13:24:11.391	14:00:50.697	36:39.306	36:39.306		
				6			
2	14:10:49.885	14:10:49.885	14:33:45.736	22:55.851	59:35.157		
3	14:46:18.430	14:46:18.430	15:15:59.117	29:40.687	1:29:15.844		
4	15:28:21.380	15:28:21.380	16:11:39.022	43:17.642	2:12:33.486		
5	16:27:34.868	16:27:34.868	16:44:45.439	17:10.571	2:29:44.057		
6	16:56:58.610	16:56:58.610	17:04:00.074	7:01.464	2:36:45.521		

**101**

Oscar Piastrì      REN      R-ACE GP

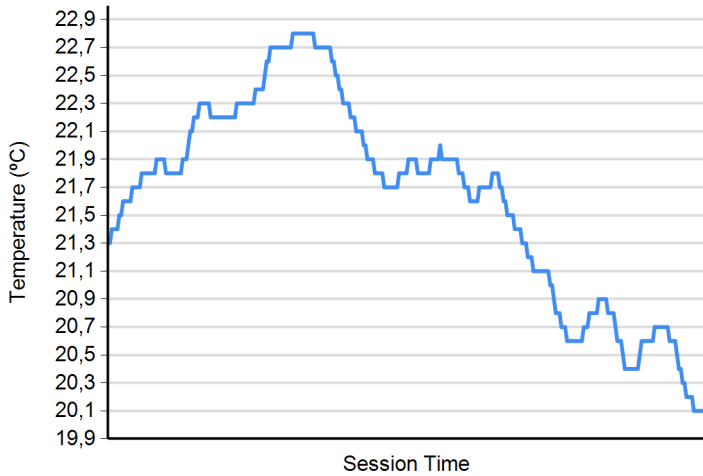
F.Renault 2.0

Nr.	In Day Time	In Time	Out Time	Pit Time	T. Pit Time	Handicap	Penalty
1	13:26:46.696	13:26:46.696	13:51:15.589	24:28.893	24:28.893		
				3			
2	14:06:56.955	14:06:56.955	14:55:08.692	48:11.737	1:12:40.630		
3	15:07:26.655	15:07:26.655	15:27:09.396	19:42.741	1:32:23.371		
4	15:39:28.408	15:39:28.408	16:26:27.068	46:58.660	2:19:22.031		
5	16:50:36.293	16:50:36.293	17:25:41.342	35:05.049	2:54:27.080		

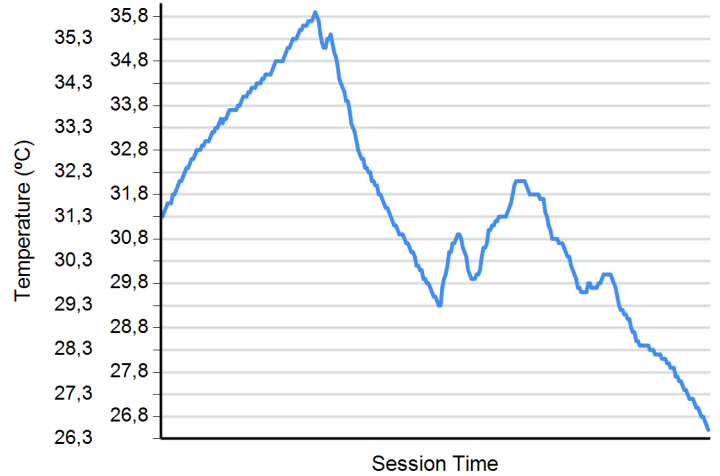




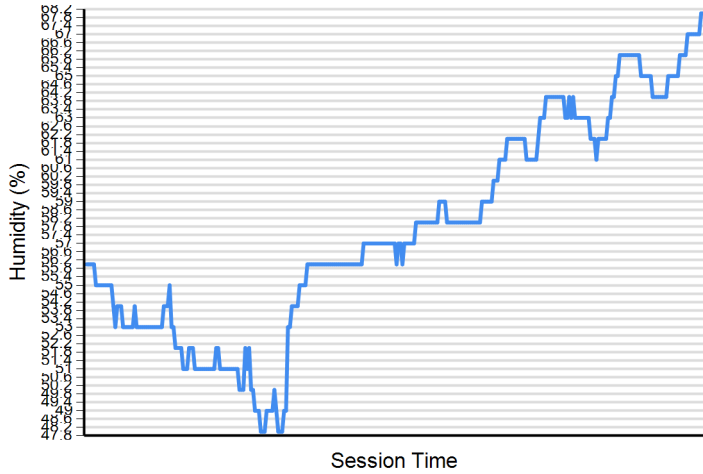
**Air Temperature**



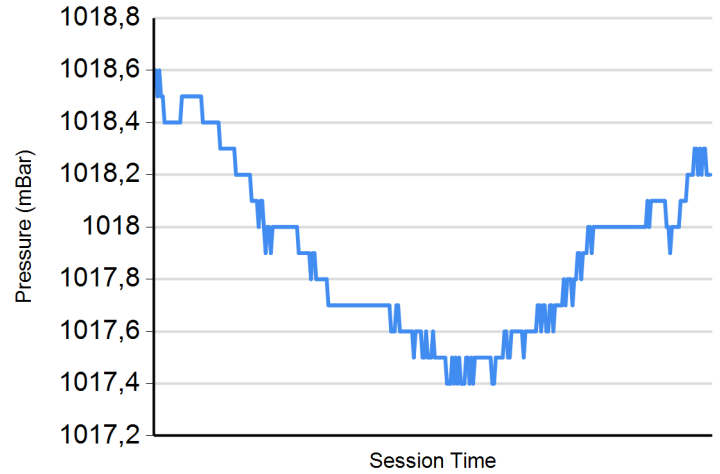
**Track Temperature**



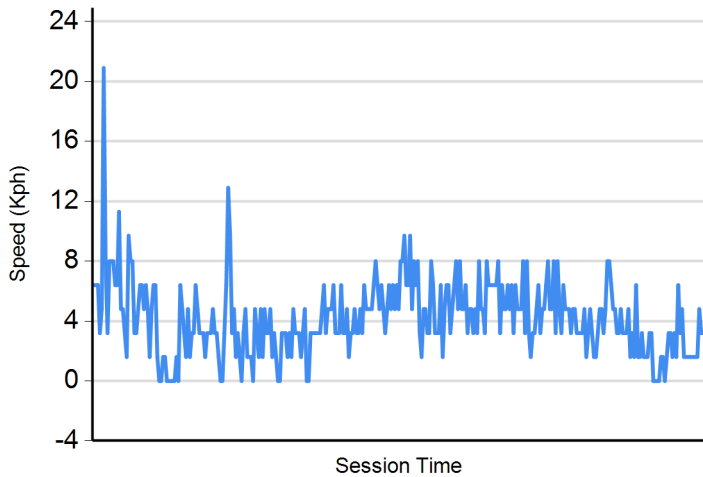
**Humidity**



**Pressure**

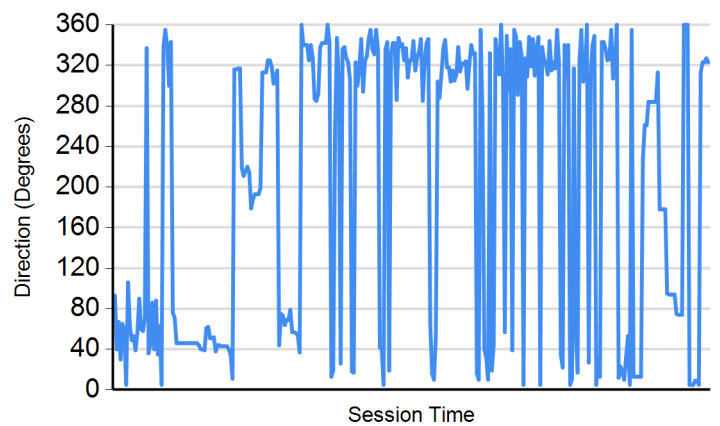


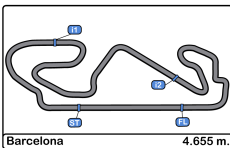
**Wind Speed**



**Wind direction**

North = 0°/360° Est = 90° South = 180° West = 270°





**Circuito de Barcelona**  
**Euroformula Open**  
**Private test**  
**Combined Results**



Cls	Nº	Entrant	Nat	Driver	Nat	Cat	Cls	Chassis	Team	Laps	Private test - 1	Private test - 2	Best	Gap	Interval	Km/h		
1	8	Drivex School	ESP	TBN		EFO	1	Dallara F312	Drivex School	35	1:38.627	5	<b>1:37.986</b>	28	<b>1:37.986</b>		171.0	
2	58	Drivex School	ESP	Javier Gonzalez	MEX	EFO	2	Dallara F312	Drivex School	38	<b>1:38.053</b>	35	<b>1:38.053</b>	0.067	0.067	170.9		
3	18	Campos Racing	ESP	Pierre Louis Chovet	FRA	EFO	3	Dallara F312	Campos Racing	81	1:38.953	34	<b>1:38.214</b>	33	<b>1:38.214</b>	0.228	0.161	170.6
4	1	RP Motorsport	ITA	Christian Hahn	BRA	EFO	4	Dallara F312	RP Motorsport	93	1:38.924	35	<b>1:38.530</b>	45	<b>1:38.530</b>	0.544	0.316	170.0
5	22	Drivex School	ESP	Patrick Schott	CHE	EFO	5	Dallara F312	Drivex School	70	<b>1:38.715</b>	44	1:39.122	15	<b>1:38.715</b>	0.729	0.185	169.7
6	5	Carlin Motorsport	GBR	Dev Gore	USA	EFO	6	Dallara F312	Carlin Motorsport	105	1:38.967	36	<b>1:38.954</b>	51	<b>1:38.954</b>	0.968	0.239	169.3
7	11	Campos Racing	ESP	Brad Benavides	USA	EFO	7	Dallara F312	Campos Racing	79	1:39.093	31	<b>1:38.959</b>	35	<b>1:38.959</b>	0.973	0.005	169.3
8	101	R-ACE GP	FRA	Oscar Piastri	AUS	RE	1	F.Renault 2.0	R-ACE GP	54			<b>1:41.771</b>	51	<b>1:41.771</b>	3.785	2.812	164.6
9	4	R-ACE GP	FRA	Alexander Smolyar	RUS	RE	2	F.Renault 2.0	R-ACE GP	55			<b>1:41.931</b>	54	<b>1:41.931</b>	3.945	0.160	164.4
10	2	R-ACE GP	FRA	Lorenzo Colombo	USA	RE	3	F.Renault 2.0	R-ACE GP	53			<b>1:41.945</b>	52	<b>1:41.945</b>	3.959	0.014	164.3
11	87	Fortec Motorsports	GBR	Casper Tobias Hansen	DNK	RE	4	F.Renault 2.0	Fortec Motorsports	53			<b>1:42.771</b>	48	<b>1:42.771</b>	4.785	0.826	163.0
12	85	Fortec Motorsports	GBR	Casper Pilgaard	DNK	RE	5	F.Renault 2.0	Fortec Motorsports	54			<b>1:44.216</b>	50	<b>1:44.216</b>	6.230	1.445	160.8
13	30	Drivex School	ESP	Mateo Nannini	ITA	F4	1	Dallara F4	Drivex School	88	1:47.170	27	<b>1:46.613</b>	29	<b>1:46.613</b>	8.627	2.397	157.1

Published at:.....

<b>Stewards:</b>	<b>Race Director:</b>	<b>Timekeeper:</b>

