

Circuit de Barcelona
Euroformula Open
Private test - 1
Provisional Results



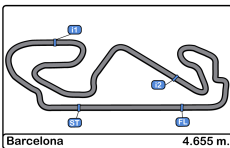
Clas	Nº	Entrant	Nat	Driver	Nat	Cat	Clas	Chassis	Team	Laps	Best	Time	Gap	Interval	Km/h
1	58	Drivex School	ESP	Javier Gonzalez	MEX	EFO	1	Dallara F312	Drivex School	38	35	1:38.053			170.9
2	8	Drivex School	ESP	TBN		EFO	2	Dallara F312	Drivex School	6	5	1:38.627	0.574	0.574	169.9
3	22	Drivex School	ESP	Patrick Schott	CHE	EFO	3	Dallara F312	Drivex School	45	44	1:38.715	0.662	0.088	169.7
4	1	RP Motorsport	ITA	Christian Hahn	BRA	EFO	4	Dallara F312	RP Motorsport	38	35	1:38.924	0.871	0.209	169.4
5	18	Campos Racing	ESP	Pierre Louis Chovet	FRA	EFO	5	Dallara F312	Campos Racing	45	34	1:38.953	0.900	0.029	169.3
6	5	Carlin Motorsport	GBR	Dev Gore	USA	EFO	6	Dallara F312	Carlin Motorsport	50	36	1:38.967	0.914	0.014	169.3
7	11	Campos Racing	ESP	Brad Benavides	USA	EFO	7	Dallara F312	Campos Racing	43	31	1:39.093	1.040	0.126	169.1
8	30	Drivex School	ESP	Mateo Nannini	ITA	F4	1	Dallara F4	Drivex School	38	27	1:47.170	9.117	8.077	156.3

Published at:.....

Track Temp: 27.5 °C Air Temp: 20.1 °C Humidity: 64 % Track Status: DRY

Stewards:	Race Director:	Timekeeper: 
------------------	-----------------------	---





Circuit de Barcelona
Euroformula Open
Private test - 1
Provisional Results by Class



Clas	Nº	Entrant	Nat	Driver	Nat	Cat	Clas	Chassis	Team	Laps	Best	Time	Gap	Interval	Km/h
EFO															
1	58	Drivex School	ESP	Javier Gonzalez	MEX	EFO	1	Dallara F312	Drivex School	38	35	1:38.053			170.9
2	8	Drivex School	ESP	TBN		EFO	2	Dallara F312	Drivex School	6	5	1:38.627	0.574	0.574	169.9
3	22	Drivex School	ESP	Patrick Schott	CHE	EFO	3	Dallara F312	Drivex School	45	44	1:38.715	0.662	0.088	169.7
4	1	RP Motorsport	ITA	Christian Hahn	BRA	EFO	4	Dallara F312	RP Motorsport	38	35	1:38.924	0.871	0.209	169.4
5	18	Campos Racing	ESP	Pierre Louis Chovet	FRA	EFO	5	Dallara F312	Campos Racing	45	34	1:38.953	0.900	0.029	169.3
6	5	Carlin Motorsport	GBR	Dev Gore	USA	EFO	6	Dallara F312	Carlin Motorsport	50	36	1:38.967	0.914	0.014	169.3
7	11	Campos Racing	ESP	Brad Benavides	USA	EFO	7	Dallara F312	Campos Racing	43	31	1:39.093	1.040	0.126	169.1
F4															
1	30	Drivex School	ESP	Mateo Nannini	ITA	F4	1	Dallara F4	Drivex School	38	27	1:47.170			156.3

Published at:.....

Track Temp: 27.5 °C Air Temp: 20.1 °C Humidity: 64 % Track Status: DRY

Stewards:	Race Director:	Timekeeper: 
-----------	----------------	---





Circuit de Barcelona
Euroformula Open
Private test - 1
Lap Analysis



1 Christian Hahn EFO Dallara F312 **5** Dev Gore EFO Dallara F312
 RP Motorsport Carlin Motorsport

Lap	D	Time	Sector 1	Sector 2	Sector 3	T. Spd	Elapsed	Lap	D	Time	Sector 1	Sector 2	Sector 3	T. Spd	Elapsed
1		9:30:18.966	9:29:02.120	41.939	34.907	146.1	9:30:18.966	1		9:06:19.726	9:05:01.258	43.547	34.921	159.5	9:06:19.726
2		1:43.272	30.568	39.095	33.609	227.8	9:32:02.238	2		1:44.310	30.462	39.971	33.877	225.4	9:08:04.036
3		1:41.656	29.462	38.507	33.687	231.2	9:33:43.894	3		1:42.807	29.779	39.423	33.605	228.3	9:09:46.843
4		1:41.662	29.387	39.040	33.235	231.7	9:35:25.556	4		1:42.089	29.694	39.008	33.387	229.7	9:11:28.932
5		1:40.463	29.013	38.359	33.091	234.2	9:37:06.019	5		1:41.606	29.578	38.690	33.338	230.7	9:13:10.538
6		1:40.197	29.075	38.421	32.701	235.2	9:38:46.216	6		1:41.359	29.469	38.564	33.326	229.7	9:14:51.897
7		1:48.198 P	28.886	38.695	40.617	234.7	9:40:34.414	7		1:44.935	29.571	41.115	34.249	231.7	9:16:36.832
8		8:59.745	7:47.191	39.318	33.236	171.7	9:49:34.159	8		1:50.260 P	29.451	38.734	42.075	230.7	9:18:27.092
9		1:40.301	29.169	38.260	32.872	230.7	9:51:14.460	9		11:41.525	10:25.458	41.895	34.172	163.6	9:30:08.617
10		1:40.260	28.835	38.208	33.217	233.7	9:52:54.720	10		1:41.581	29.625	38.562	33.394	228.8	9:31:50.198
11		1:39.896	28.947	38.130	32.819	233.7	9:54:34.616	11		1:41.096	29.475	38.487	33.134	230.2	9:33:31.294
12		1:40.140	28.869	37.981	33.290	233.7	9:56:14.756	12		1:41.244	29.337	38.603	33.304	231.2	9:35:12.538
13		1:46.680 P	28.970	37.967	39.743	232.7	9:58:01.436	13		1:43.609	29.271	41.058	33.280	232.7	9:36:56.147
14		6:13.548	4:56.987	42.531	34.030	156.5	10:04:14.984	14		1:40.536	29.321	38.438	32.777	230.7	9:38:36.683
15		1:42.840	30.967	38.849	33.024	225.0	10:05:57.824	15		1:58.356	31.608	41.830	44.918	230.7	9:40:35.039
16		1:39.533	29.131	38.064	32.338	228.3	10:07:37.357	16		1:40.470	29.516	38.244	32.710	231.2	9:42:15.509
17		2:05.115 P	29.027	46.341	49.747	230.2	10:09:42.472	17		1:40.243	29.216	38.279	32.748	230.2	9:43:55.752
18		15:54.659	14:32.723	46.173	35.763	104.9	10:25:37.131	18		2:03.757 P	29.217	46.013	48.527	231.2	9:45:59.509
19		1:43.837	32.061	39.242	32.534	173.0	10:27:20.968	19		12:13.471	10:54.438	44.870	34.163	164.6	9:58:12.980
20		1:39.304	28.958	38.159	32.187	231.2	10:29:00.272	20		1:40.237	29.339	38.205	32.693	229.2	9:59:53.217
21		1:41.978	29.604	37.946	34.428	232.7	10:30:42.250	21		1:39.709	29.022	37.781	32.906	231.7	10:01:32.926
22		1:43.209	29.086	40.543	33.580	231.7	10:32:25.459	22		1:39.881	29.095	38.209	32.577	230.7	10:03:12.807
23		1:40.294	29.061	37.853	33.380	231.7	10:34:05.753	23		1:39.462	28.986	37.773	32.703	231.7	10:04:52.269
24		1:39.221	28.963	37.742	32.516	231.2	10:35:44.974	24		1:39.736	29.159	37.895	32.682	230.7	10:06:32.005
25		1:52.364 P	32.711	42.092	37.561	232.2	10:37:37.338	25		1:45.401 P	29.046	38.049	38.306	230.2	10:08:17.406
26		45:14.342	44:00.239	40.909	33.194	138.4	11:22:51.680	26		11:33.301	10:17.152	42.171	33.978	159.5	10:19:50.707
27		1:39.762	29.254	38.124	32.384	228.8	11:24:31.442	27		1:39.626	29.401	37.961	32.264	226.8	10:21:30.333
28		1:39.483	28.934	38.066	32.483	232.2	11:26:10.925	28		1:39.080	28.987	37.738	32.355	229.2	10:23:09.413
29		1:39.353	28.940	38.040	32.373	232.7	11:27:50.278	29		1:39.136	29.015	37.672	32.449	230.2	10:24:48.549
30		1:54.266 P	29.032	45.634	39.600	232.7	11:29:44.544	30		1:39.318	29.013	37.776	32.529	230.2	10:26:27.867
31		6:08.797	4:53.131	42.053	33.613	113.8	11:35:53.341	31		2:02.333	33.696	50.639	37.998	230.7	10:28:30.200
32		1:48.338	32.942	40.856	34.540	193.2	11:37:41.679	32		1:39.370	29.149	37.819	32.402	229.7	10:30:09.570
33		1:39.736	28.907	38.341	32.488	233.7	11:39:21.415	33		1:59.852 P	28.930	44.059	46.863	231.2	10:32:09.422
34		1:39.003	28.856	37.837	32.310	234.2	11:41:00.418	34		12:11.316	10:55.188	41.697	34.431	160.9	10:44:20.738
35		1:38.924	28.787	37.976	32.161	234.7	11:42:39.342	35		1:40.664	29.356	38.487	32.821	227.3	10:46:01.402
36		1:39.035	28.807	38.013	32.215	235.2	11:44:18.377	36		1:38.967	29.111	37.709	32.147	229.2	10:47:40.369
37		1:38.971	28.733	37.909	32.329	235.2	11:45:57.348	37		1:39.114	28.958	37.785	32.371	229.2	10:49:19.483
38		1:47.566 P	28.907	40.880	37.779	234.2	11:47:44.914	38		1:39.069	28.963	37.812	32.294	229.7	10:50:58.552
								39		2:10.027 P	29.056	51.353	49.618	230.7	10:53:08.579
								40		42:46.570	41:33.878	39.688	33.004	159.5	11:35:55.149
								41		1:40.028	29.200	38.300	32.528	230.2	11:37:35.177
								42		1:39.572	29.040	38.160	32.372	232.2	11:39:14.749
								43		1:39.278	28.894	37.974	32.410	232.2	11:40:54.027
								44		1:39.500	28.900	38.080	32.520	232.2	11:42:33.527
								45		1:39.409	28.900	38.036	32.473	232.7	11:44:12.936
								46		1:57.683 P	28.984	44.715	43.984	232.7	11:46:10.619
								47		8:27.959	7:14.253	40.464	33.242	152.1	11:54:38.578
								48		1:39.749	29.118	38.094	32.537	231.2	11:56:18.327
								49		1:39.538	28.965	37.991	32.582	233.7	11:57:57.865
								50		1:39.042	28.877	37.771	32.394	233.7	11:59:36.907





Circuit de Barcelona
Euroformula Open
Private test - 1
Lap Analysis



8

TBN

EFO

Dallara F312

18

Pierre Louis Chovet

EFO

Dallara F312

Drivex School

Campos Racing

Lap	D	Time	Sector 1	Sector 2	Sector 3	T. Spd	Elapsed	Lap	D	Time	Sector 1	Sector 2	Sector 3	T. Spd	Elapsed
1		11:53:35.285	11:52:18.899	40.288	36.098	160.9	11:53:35.285	1		9:06:44.875	9:05:10.301	52.102	42.472	145.9	9:06:44.875
2		1:39.506	29.113	38.105	32.288	230.7	11:55:14.791	2		2:00.677	38.622	45.046	37.009	158.1	9:08:45.552
3		1:38.990	28.859	37.884	32.247	233.2	11:56:53.781	3		1:52.526	32.886	42.403	37.237	228.3	9:10:38.078
4		1:38.799	28.983	37.900	31.916	234.2	11:58:32.580	4		1:48.062	31.582	41.388	35.092	232.7	9:12:26.140
5		1:38.627	28.790	37.753	32.084	234.2	12:00:11.207	5		1:45.821	30.568	40.189	35.064	229.2	9:14:11.961
6		2:00.946 P	35.128	46.198	39.620	203.7	12:02:12.153	6		1:43.985	30.211	39.882	33.892	235.8	9:15:55.946

11

Brad Benavides

EFO

Dallara F312

Campos Racing

Lap	D	Time	Sector 1	Sector 2	Sector 3	T. Spd	Elapsed	Lap	D	Time	Sector 1	Sector 2	Sector 3	T. Spd	Elapsed
1		9:12:26.641	9:11:10.914	41.612	34.115	160.2	9:12:26.641	7		1:58.507 P	29.937	39.834	48.736	233.7	9:17:54.453
2		1:44.173	30.444	39.927	33.802	228.8	9:14:10.814	8		9:16.816	7:58.747	42.975	35.094	181.5	9:27:11.269
3		1:41.993	29.634	38.983	33.376	229.2	9:15:52.807	9		1:44.526	30.503	40.065	33.958	228.3	9:28:55.795
4		4:11.406 P	29.673	39.038	3:02.695	229.7	9:20:04.213	10		1:42.808	29.880	39.263	33.665	229.7	9:30:38.603
5		9:59.460	8:43.110	42.674	33.676	170.3	9:30:03.673	11		1:42.669	29.981	39.153	33.535	230.2	9:32:21.272
6		1:42.023	29.836	39.093	33.094	225.9	9:31:45.696	12		1:42.006	29.718	39.143	33.145	230.2	9:34:03.278
7		1:49.180	34.885	40.990	33.305	227.8	9:33:34.876	13		1:41.634	29.788	38.827	33.019	232.7	9:35:44.912
8		1:44.601	29.484	38.542	36.575	230.7	9:35:19.477	14		1:55.150 P	29.693	38.510	46.947	232.7	9:37:40.062
9		1:41.449	29.402	38.758	33.289	232.7	9:37:00.926	15		9:53.416	8:32.751	43.516	37.149	170.6	9:47:33.478
10		1:40.786	29.364	38.570	32.852	233.2	9:38:41.712	16		1:49.088	34.019	41.068	34.001	178.8	9:49:22.566
11		1:40.939	29.225	38.826	32.888	233.2	9:40:22.651	17		1:41.347	29.747	38.691	32.909	229.7	9:51:03.913
12		1:48.914 P	29.293	40.352	39.269	229.7	9:42:11.565	18		1:40.732	29.450	38.524	32.758	230.7	9:52:44.645
13		9:09.022	7:55.713	39.857	33.452	167.1	9:51:20.587	19		1:40.133	29.308	38.316	32.509	232.2	9:54:24.778
14		1:41.120	29.409	38.658	33.053	230.2	9:53:01.707	20		1:40.260	29.270	38.319	32.671	233.7	9:56:05.038
15		1:40.774	29.344	38.497	32.933	230.7	9:54:42.481	21		1:40.216	29.244	38.203	32.769	231.7	9:57:45.254
16		1:44.119	31.722	39.084	33.313	230.2	9:56:26.600	22		1:51.687 P	29.306	38.279	44.102	231.2	9:59:36.941
17		1:40.878	29.455	38.657	32.766	228.3	9:58:07.478	23		30:01.936	28:39.113	43.291	39.532	180.0	10:29:38.877
18		1:40.217	29.279	38.273	32.665	229.2	9:59:47.695	24		1:44.652	31.799	39.380	33.473	201.8	10:31:23.529
19		1:48.745 P	30.002	39.741	39.002	229.2	10:01:36.440	25		1:41.289	29.664	38.629	32.996	231.7	10:33:04.818
20		27:59.862	26:46.360	40.273	33.229	147.1	10:29:36.302	26		1:41.035	29.328	38.637	33.070	231.7	10:34:45.853
21		1:40.638	29.358	38.625	32.655	227.3	10:31:16.940	27		1:40.623	29.531	38.298	32.794	232.2	10:36:26.476
22		1:40.228	29.205	38.315	32.708	229.2	10:32:57.168	28		1:40.094	29.250	38.031	32.813	232.2	10:38:06.570
23		1:39.820	29.166	38.089	32.565	229.2	10:34:36.988	29		1:40.406	29.255	38.302	32.849	232.2	10:39:46.976
24		1:39.804	29.116	38.188	32.500	229.2	10:36:16.792	30		1:51.344 P	29.128	38.554	43.662	233.2	10:41:38.320
25		1:39.492	29.092	37.936	32.464	230.2	10:37:56.284	31		9:40.779	8:18.796	46.132	35.851	137.2	10:51:19.099
26		1:39.523	29.204	37.916	32.403	229.2	10:39:35.807	32		1:45.412	33.272	38.707	33.433	178.5	10:53:04.511
27		1:47.116 P	29.180	38.271	39.665	230.2	10:41:22.923	33		1:39.500	29.198	37.868	32.434	230.7	10:54:44.011
28		8:08.006	6:54.221	40.753	33.032	149.3	10:49:30.929	34		1:38.953	29.123	37.667	32.163	230.2	10:56:22.964
29		1:40.424	29.476	38.459	32.489	225.9	10:51:11.353	35		1:39.243	29.077	37.719	32.447	231.2	10:58:02.207
30		1:39.578	29.173	37.964	32.441	228.8	10:52:50.931	36		1:39.006	29.022	37.640	32.344	232.2	10:59:41.213
31		1:39.093	29.095	37.772	32.226	228.8	10:54:30.024	37		1:39.068	28.990	37.765	32.313	231.7	11:01:20.281
32		1:39.125	29.053	37.824	32.248	229.2	10:56:09.149	38		1:55.614 P	28.975	43.512	43.127	232.2	11:03:15.895
33		1:39.105	29.037	37.693	32.375	229.7	10:57:48.254	39		43:09.469	41:53.926	40.990	34.553	180.6	11:46:25.364
34		1:39.274	29.005	37.807	32.462	228.3	10:59:27.528	40		1:41.046	29.427	38.688	32.931	228.8	11:48:06.410
35		1:39.313	29.074	37.727	32.512	229.2	11:01:06.841	41		1:40.626	29.251	38.282	33.093	232.2	11:49:47.036
36		1:45.554 P	29.182	38.738	37.634	229.2	11:02:52.395	42		1:40.044	29.158	38.322	32.564	234.7	11:51:27.080
37		42:34.271	41:22.099	39.422	32.750	181.8	11:45:26.666	43		1:39.825	29.005	38.208	32.612	235.8	11:53:06.905
38		1:43.408	29.248	38.626	35.534	231.7	11:47:10.074	44		1:39.494	28.906	38.026	32.562	237.3	11:54:46.399
39		1:40.049	29.277	38.189	32.583	230.7	11:48:50.123	45		1:57.192 P	28.964	42.536	45.692	236.3	11:56:43.591
40		1:39.937	28.999	38.162	32.776	233.7	11:50:30.060								
41		1:39.454	28.980	37.988	32.486	233.7	11:52:09.514								
42		1:39.801	28.869	38.309	32.623	235.8	11:53:49.315								
43		1:50.085 P	28.848	41.394	39.843	233.7	11:55:39.400								





Circuit de Barcelona
Euroformula Open
Private test - 1
Lap Analysis



22

Patrick Schott

EFO

Dallara F312

30

Mateo Nannini

F4

Dallara F4

Drivex School

Drivex School

Lap	D	Time	Sector 1	Sector 2	Sector 3	T. Spd	Elapsed	Lap	D	Time	Sector 1	Sector 2	Sector 3	T. Spd	Elapsed
1		9:07:09.832	9:05:50.943	43.380	35.509	175.3	9:07:09.832	1		9:19:35.729	9:17:50.539	57.035	48.155	98.5	9:19:35.729
2		1:43.475	30.279	39.266	33.930	226.8	9:08:53.307	2		4:16.746	2:48.481	48.987	39.278	169.2	9:23:52.475
3		1:42.418	29.633	38.599	34.186	229.7	9:10:35.725	3		2:00.038	36.119	46.213	37.706	197.0	9:25:52.513
4		1:41.103	29.646	38.260	33.197	229.7	9:12:16.828	4		1:54.656	33.635	44.470	36.551	220.4	9:27:47.169
5		1:41.215	29.448	38.815	32.952	229.7	9:13:58.043	5		1:52.047	32.535	43.569	35.943	221.7	9:29:39.216
6		1:40.919	29.320	38.558	33.041	229.7	9:15:38.962	6		1:50.758	32.427	42.800	35.531	222.2	9:31:29.974
7		1:41.386	29.330	38.836	33.220	230.7	9:17:20.348	7		1:50.013	32.096	42.585	35.332	222.6	9:33:19.987
8		1:54.255	30.168	46.433	37.654	230.7	9:19:14.603	8		1:49.570	31.887	42.499	35.184	223.1	9:35:09.557
9		1:47.820	P 29.464	38.719	39.637	227.8	9:21:02.423	9		1:53.600	31.680	44.422	37.498	224.0	9:37:03.157
10		10:17.494	9:03.554	40.321	33.619	178.8	9:31:19.917	10		1:56.935	P 31.679	43.287	41.969	226.4	9:39:00.092
11		1:41.050	29.687	38.438	32.925	224.5	9:33:00.967	11		12:22.936	10:52.175	50.174	40.587	137.0	9:51:23.028
12		1:40.478	29.332	38.446	32.700	226.8	9:34:41.445	12		1:59.283	36.561	45.225	37.497	204.5	9:53:22.311
13		1:40.159	29.329	38.171	32.659	228.8	9:36:21.604	13		1:51.393	32.725	43.044	35.624	225.4	9:55:13.704
14		1:39.975	29.297	38.064	32.614	228.8	9:38:01.579	14		1:49.446	31.891	42.276	35.279	223.1	9:57:03.150
15		1:39.864	29.179	38.055	32.630	229.2	9:39:41.443	15		1:48.719	31.701	42.074	34.944	222.6	9:58:51.869
16		1:54.830	P 29.302	38.086	47.442	228.3	9:41:36.273	16		1:56.838	36.979	43.986	35.873	222.6	10:00:48.707
17		10:38.195	9:26.098	38.957	33.140	183.3	9:52:14.468	17		1:48.984	31.814	41.880	35.290	223.1	10:02:37.691
18		1:40.403	29.359	38.302	32.742	227.8	9:53:54.871	18		1:48.451	31.587	41.744	35.120	223.6	10:04:26.142
19		1:40.370	29.279	38.174	32.917	228.8	9:55:35.241	19		1:56.832	P 31.702	42.801	42.329	223.6	10:06:22.974
20		1:40.007	29.281	38.004	32.722	228.8	9:57:15.248	20		24:40.398	23:11.763	49.958	38.677	130.2	10:31:03.372
21		1:39.869	29.201	37.997	32.671	228.3	9:58:55.117	21		1:57.748	35.105	44.488	38.155	202.2	10:33:01.120
22		1:45.943	P 29.207	38.185	38.551	229.2	10:00:41.060	22		1:51.629	33.491	42.847	35.291	213.0	10:34:52.749
23		11:24.530	10:04.755	44.930	34.845	171.4	10:12:05.590	23		1:48.114	31.476	41.810	34.828	224.5	10:36:40.863
24		1:44.474	30.998	39.849	33.627	221.3	10:13:50.064	24		1:47.367	31.205	41.444	34.718	225.4	10:38:28.230
25		1:39.529	29.275	37.901	32.353	225.4	10:15:29.593	25		1:47.337	31.254	41.367	34.716	224.5	10:40:15.567
26		1:39.586	29.138	38.025	32.423	226.8	10:17:09.179	26		1:47.196	31.206	41.485	34.505	225.0	10:42:02.763
27		1:39.479	29.144	37.795	32.540	226.8	10:18:48.658	27		1:47.170	31.134	41.379	34.657	224.0	10:43:49.933
28		1:39.462	29.145	37.779	32.538	227.8	10:20:28.120	28		1:55.466	P 31.692	42.529	41.245	223.6	10:45:45.399
29		1:39.666	29.211	37.869	32.586	227.8	10:22:07.786	29		55:57.391	54:35.273	45.781	36.337	150.8	11:41:42.790
30		1:39.362	29.145	37.705	32.512	228.3	10:23:47.148	30		1:50.649	32.358	43.151	35.140	221.3	11:43:33.439
31		1:53.013	P 29.121	40.700	43.192	228.3	10:25:40.161	31		1:48.149	31.648	41.815	34.686	223.1	11:45:21.588
32		54:59.228	53:47.077	39.245	32.906	179.7	11:20:39.389	32		1:48.514	31.363	41.442	35.709	224.5	11:47:10.102
33		1:39.527	29.198	38.058	32.271	227.8	11:22:18.916	33		1:47.556	31.307	41.550	34.699	227.8	11:48:57.658
34		1:39.015	29.066	37.715	32.234	230.2	11:23:57.931	34		1:47.288	31.108	41.568	34.612	227.3	11:50:44.946
35		1:39.057	28.986	37.774	32.297	229.7	11:25:36.988	35		1:47.376	31.211	41.504	34.661	227.3	11:52:32.322
36		1:39.414	29.041	37.824	32.549	230.2	11:27:16.402	36		1:47.183	31.182	41.381	34.620	227.3	11:54:19.505
37		1:39.378	29.128	37.885	32.365	229.2	11:28:55.780	37		1:47.747	31.144	41.509	35.094	226.8	11:56:07.252
38		1:51.022	P 29.029	38.011	43.982	229.2	11:30:46.802	38		1:56.921	P 31.340	42.642	42.939	226.4	11:58:04.173
39		9:26.041	8:09.551	41.946	34.544	155.3	11:40:12.843								
40		1:42.350	30.169	38.887	33.294	228.8	11:41:55.193								
41		1:38.995	28.994	37.805	32.196	231.2	11:43:34.188								
42		1:38.744	28.955	37.639	32.150	234.7	11:45:12.932								
43		1:38.756	28.950	37.669	32.137	230.2	11:46:51.688								
44		1:38.715	28.924	37.536	32.255	230.2	11:48:30.403								
45		2:19.064	P 28.904	56.405	53.755	231.7	11:50:49.467								





Circuit de Barcelona
Euroformula Open
Private test - 1
Lap Analysis



58

Javier Gonzalez

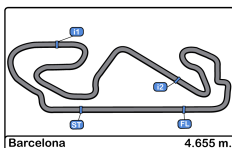
EFO

Dallara F312

Drivex School

Lap	D	Time	Sector 1	Sector 2	Sector 3	T. Spd	Elapsed
1		9:06:53.294	9:05:31.223	46.560	35.511	151.6	9:06:53.294
2		1:48.786	32.338	42.639	33.809	192.8	9:08:42.080
3		1:42.413	29.783	39.236	33.394	227.3	9:10:24.493
4		1:41.530	29.531	38.906	33.093	228.8	9:12:06.023
5		1:40.928	29.379	38.699	32.850	229.7	9:13:46.951
6		1:41.032	29.414	38.617	33.001	229.7	9:15:27.983
7		1:40.864	29.359	38.633	32.872	231.2	9:17:08.847
8		1:47.932 P	29.341	38.553	40.038	230.7	9:18:56.779
9		11:16.332	9:59.438	42.523	34.371	175.3	9:30:13.111
10		1:43.254	30.726	39.336	33.192	200.7	9:31:56.365
11		1:39.624	29.171	38.065	32.388	230.2	9:33:35.989
12		1:42.932	28.971	39.801	34.160	234.7	9:35:18.921
13		1:40.293	29.147	38.061	33.085	232.2	9:36:59.214
14		1:39.641	29.030	38.183	32.428	233.2	9:38:38.855
15		1:39.451	28.953	38.078	32.420	233.7	9:40:18.306
16		1:51.624 P	29.072	42.881	39.671	231.2	9:42:09.930
17		9:29.523	8:12.863	42.824	33.836	160.4	9:51:39.453
18		1:42.881	30.183	39.243	33.455	222.6	9:53:22.334
19		1:39.056	29.053	37.828	32.175	231.2	9:55:01.390
20		1:38.914	28.985	37.711	32.218	232.2	9:56:40.304
21		1:38.974	28.960	37.756	32.258	231.7	9:58:19.278
22		1:47.378	28.948	37.688	40.742	232.2	10:00:06.656
23		1:52.394 P	29.038	37.742	45.614	231.2	10:01:59.050
24		34:38.703	33:23.274	41.210	34.219	157.2	10:36:37.753
25		1:39.719	29.252	38.067	32.400	228.3	10:38:17.472
26		1:39.090	29.024	37.722	32.344	231.2	10:39:56.562
27		1:38.751	28.841	37.668	32.242	231.7	10:41:35.313
28		1:38.894	28.886	37.712	32.296	231.2	10:43:14.207
29		1:38.830	28.914	37.694	32.222	231.2	10:44:53.037
30		1:44.826 P	28.830	37.728	38.268	231.2	10:46:37.863
31		10:34.785	9:14.573	44.455	35.757	158.3	10:57:12.648
32		1:43.446	30.566	39.677	33.203	206.5	10:58:56.094
33		1:38.314	28.902	37.420	31.992	228.3	11:00:34.408
34		1:38.216	28.800	37.451	31.965	229.2	11:02:12.624
35		1:38.053	28.857	37.253	31.943	230.2	11:03:50.677
36		1:55.417	28.882	49.494	37.041	230.2	11:05:46.094
37		1:38.304	28.898	37.384	32.022	228.8	11:07:24.398
38		1:48.244 P	31.211	38.821	38.212	229.7	11:09:12.642



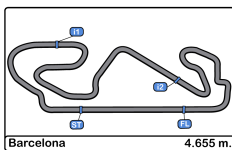


Circuit de Barcelona
Euroformula Open
Private test - 1
Best Sectors Results



Sector - 1				Sector - 2				Sector - 3				Ideal Lap vs Best Lap				
Clas	Nº	Driver	Time	Nº	Driver	Time	Nº	Driver	Time	Clas	Nº	Driver	Ideal Lap	Best Lap	Clas	
1	1	Christian Hahn	28.733	58	Javier Gonzalez	37.253	8	TBN	31.916	1	58	Javier Gonzalez	1:37.996	1:38.053	1	
2	8	TBN	28.790	22	Patrick Schott	37.536	58	Javier Gonzalez	31.943	2	8	TBN	1:38.459	1:38.627	2	
3	58	Javier Gonzalez	28.800	18	Pierre Louis Chovet	37.640	22	Patrick Schott	32.137	3	22	Patrick Schott	1:38.577	1:38.715	3	
4	11	Brad Benavides	28.848	5	Dev Gore	37.672	5	Dev Gore	32.147	4	1	Christian Hahn	1:38.636	1:38.924	4	
5	5	Dev Gore	28.877	11	Brad Benavides	37.693	1	Christian Hahn	32.161	5	5	Dev Gore	1:38.696	1:38.967	6	
6	22	Patrick Schott	28.904	1	Christian Hahn	37.742	18	Pierre Louis Chovet	32.163	6	18	Pierre Louis Chovet	1:38.709	1:38.953	5	
7	18	Pierre Louis Chovet	28.906	8	TBN	37.753	11	Brad Benavides	32.226	7	11	Brad Benavides	1:38.767	1:39.093	7	
8	30	Mateo Nannini	31.108	30	Mateo Nannini	41.367	30	Mateo Nannini	34.505	8	30	Mateo Nannini	1:46.980	1:47.170	8	



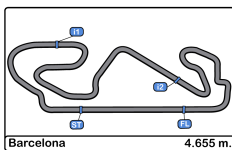


Circuit de Barcelona
Euroformula Open
Private test - 1
Best 5 Lap Times



Cls	Nº	Entrant	Nat	Driver	Nat	Cat	Cls	Chassis	Team	Best 1		Best 2		Best 3		Best 4		Best 5	
										Time	Lap	Time	Lap	Time	Lap	Time	Lap	Time	Lap
1	58	Drivex School	ESP	Javier Gonzalez	MEX	EFO	1	Dallara F312	Drivex School	1:38.053	35	1:38.216	34	1:38.304	37	1:38.314	33	1:38.751	27
2	8	Drivex School	ESP	TBN		EFO	2	Dallara F312	Drivex School	1:38.627	5	1:38.799	4	1:38.990	3	1:39.506	2	2:00.946	6
3	22	Drivex School	ESP	Patrick Schott	CHE	EFO	3	Dallara F312	Drivex School	1:38.715	44	1:38.744	42	1:38.756	43	1:38.995	41	1:39.015	34
4	1	RP Motorsport	ITA	Christian Hahn	BRA	EFO	4	Dallara F312	RP Motorsport	1:38.924	35	1:38.971	37	1:39.003	34	1:39.035	36	1:39.221	24
5	18	Campos Racing	ESP	Pierre Louis Chovet	FRA	EFO	5	Dallara F312	Campos Racing	1:38.953	34	1:39.006	36	1:39.068	37	1:39.243	35	1:39.494	44
6	5	Carlin Motorsport	GBR	Dev Gore	USA	EFO	6	Dallara F312	Carlin Motorsport	1:38.967	36	1:39.042	50	1:39.069	38	1:39.080	28	1:39.114	37
7	11	Campos Racing	ESP	Brad Benavides	USA	EFO	7	Dallara F312	Campos Racing	1:39.093	31	1:39.105	33	1:39.125	32	1:39.274	34	1:39.313	35
8	30	Drivex School	ESP	Mateo Nannini	ITA	F4	1	Dallara F4	Drivex School	1:47.170	27	1:47.183	36	1:47.196	26	1:47.288	34	1:47.337	25



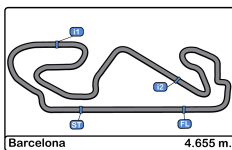


Circuit de Barcelona
Euroformula Open
Private test - 1
Best 5 Top Speeds



Cls	Nº	Entrant	Nat	Driver	Nat	Cat	Cls	Chassis	Team	Top 1		Top 2		Top 3		Top 4		Top 5		Avg
										Km/h	Lap	Km/h	Lap	Km/h	Lap	Km/h	Lap	Km/h	Lap	
1	18	Campos Racing	ESP	Pierre Louis Chovet	FRA	EFO	1	Dallara F312	Campos Racing	237.3	44	236.3	45	235.8	6	235.8	43	234.7	42	236.0
2	11	Campos Racing	ESP	Brad Benavides	USA	EFO	2	Dallara F312	Campos Racing	235.8	42	233.7	40	233.7	41	233.7	43	233.2	10	234.0
3	1	RP Motorsport	ITA	Christian Hahn	BRA	EFO	3	Dallara F312	RP Motorsport	235.2	6	235.2	36	235.2	37	234.7	7	234.7	35	235.0
4	22	Drivex School	ESP	Patrick Schott	CHE	EFO	4	Dallara F312	Drivex School	234.7	42	231.7	45	231.2	41	230.7	7	230.7	8	231.8
5	58	Drivex School	ESP	Javier Gonzalez	MEX	EFO	5	Dallara F312	Drivex School	234.7	12	233.7	15	233.2	14	232.2	13	232.2	20	233.2
6	5	Carlin Motorsport	GBR	Dev Gore	USA	EFO	6	Dallara F312	Carlin Motorsport	234.2	51	233.7	49	233.7	50	232.7	13	232.7	45	233.4
7	8	Drivex School	ESP	TBN		EFO	7	Dallara F312	Drivex School	234.2	4	234.2	5	233.2	3	230.7	2	203.7	6	227.2
8	30	Drivex School	ESP	Mateo Nannini	ITA	F4	1	Dallara F4	Drivex School	227.8	33	227.3	34	227.3	35	227.3	36	226.8	37	227.3



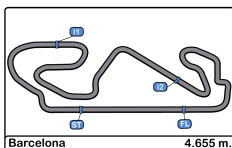


Circuito de Barcelona
Euroformula Open
Private test - 1
Fastest Laps Sequence



Lap	Time of Day	Session Time	Nº	Entrant	Nat	Driver	Nat	Cat	Chassis	Team	Time	Km/h
2	9:08:04.036	8:04.036	5	Carlin Motorsport	GBR	Dev Gore	USA	EFO	Dallara F312	Carlin Motorsport	1:44.310	160.6
2	9:08:53.307	8:53.307	22	Drivex School	ESP	Patrick Schott	CHE	EFO	Dallara F312	Drivex School	1:43.475	161.9
3	9:09:46.843	9:46.843	5	Carlin Motorsport	GBR	Dev Gore	USA	EFO	Dallara F312	Carlin Motorsport	1:42.807	163.0
3	9:10:24.493	10:24.493	58	Drivex School	ESP	Javier Gonzalez	MEX	EFO	Dallara F312	Drivex School	1:42.413	163.6
4	9:11:28.932	11:28.932	5	Carlin Motorsport	GBR	Dev Gore	USA	EFO	Dallara F312	Carlin Motorsport	1:42.089	164.1
4	9:12:06.023	12:06.023	58	Drivex School	ESP	Javier Gonzalez	MEX	EFO	Dallara F312	Drivex School	1:41.530	165.0
4	9:12:16.828	12:16.828	22	Drivex School	ESP	Patrick Schott	CHE	EFO	Dallara F312	Drivex School	1:41.103	165.7
5	9:13:46.951	13:46.951	58	Drivex School	ESP	Javier Gonzalez	MEX	EFO	Dallara F312	Drivex School	1:40.928	166.0
6	9:15:38.962	15:38.962	22	Drivex School	ESP	Patrick Schott	CHE	EFO	Dallara F312	Drivex School	1:40.919	166.0
7	9:17:08.847	17:08.847	58	Drivex School	ESP	Javier Gonzalez	MEX	EFO	Dallara F312	Drivex School	1:40.864	166.1
11	9:33:35.989	33:35.989	58	Drivex School	ESP	Javier Gonzalez	MEX	EFO	Dallara F312	Drivex School	1:39.624	168.2
15	9:40:18.306	40:18.306	58	Drivex School	ESP	Javier Gonzalez	MEX	EFO	Dallara F312	Drivex School	1:39.451	168.5
19	9:55:01.390	55:01.390	58	Drivex School	ESP	Javier Gonzalez	MEX	EFO	Dallara F312	Drivex School	1:39.056	169.1
20	9:56:40.304	56:40.304	58	Drivex School	ESP	Javier Gonzalez	MEX	EFO	Dallara F312	Drivex School	1:38.914	169.4
27	10:41:35.313	1:41:35.313	58	Drivex School	ESP	Javier Gonzalez	MEX	EFO	Dallara F312	Drivex School	1:38.751	169.6
33	11:00:34.408	2:00:34.408	58	Drivex School	ESP	Javier Gonzalez	MEX	EFO	Dallara F312	Drivex School	1:38.314	170.4
34	11:02:12.624	2:02:12.624	58	Drivex School	ESP	Javier Gonzalez	MEX	EFO	Dallara F312	Drivex School	1:38.216	170.6
35	11:03:50.677	2:03:50.677	58	Drivex School	ESP	Javier Gonzalez	MEX	EFO	Dallara F312	Drivex School	1:38.053	170.9





Circuit de Barcelona
Euroformula Open
Private test - 1
Event Best Maximum Speed



<u>Nº</u>	<u>Entrant</u>	<u>Nat</u>	<u>Driver</u>	<u>Nat</u>	<u>Cat</u>	<u>Clas</u>	<u>Chassis</u>	<u>Team</u>	<u>Km/h</u>	<u>Session</u>
18	Campos Racing	ESP	Pierre Louis Chovet	FRA	EFO 1		Dallara F312	Campos Racing	237.3	Private test - 1
11	Campos Racing	ESP	Brad Benavides	USA	EFO 2		Dallara F312	Campos Racing	235.8	Private test - 1
1	RP Motorsport	ITA	Christian Hahn	BRA	EFO 3		Dallara F312	RP Motorsport	235.2	Private test - 1
58	Drivex School	ESP	Javier Gonzalez	MEX	EFO 4		Dallara F312	Drivex School	234.7	Private test - 1
22	Drivex School	ESP	Patrick Schott	CHE	EFO 5		Dallara F312	Drivex School	234.7	Private test - 1
8	Drivex School	ESP	TBN		EFO 6		Dallara F312	Drivex School	234.2	Private test - 1
5	Carlin Motorsport	GBR	Dev Gore	USA	EFO 7		Dallara F312	Carlin Motorsport	234.2	Private test - 1
30	Drivex School	ESP	Mateo Nannini	ITA	F4 1		Dallara F4	Drivex School	227.8	Private test - 1





Circuit de Barcelona
Euroformula Open
Private test - 1
Pit Stop Analysis



1 Christian Hahn EFO RP Motorsport
 Dallara F312

Nr.	In Day Time	In Time	Out Time	Pit Time	T. Pit Time	Handicap	Penalty
1	9:40:31.823	9:40:31.823	9:47:50.018	7:18.195	7:18.195		
2	9:57:58.896	9:57:58.896	10:02:23.080	4:24.184	11:42.379		
3	10:09:39.793	10:09:39.793	10:23:36.585	13:56.792	25:39.171		
4	10:37:35.380	10:37:35.380	11:21:02.251	43:26.871	1:09:06.042		
5	11:29:41.389	11:29:41.389	11:33:59.202	4:17.813	1:13:23.855		

5 Dev Gore EFO Carlin Motorsport
 Dallara F312

Nr.	In Day Time	In Time	Out Time	Pit Time	T. Pit Time	Handicap	Penalty
1	9:18:24.621	9:18:24.621	9:28:19.491	9:54.870	9:54.870		
2	9:45:56.964	9:45:56.964	9:56:21.054	10:24.090	20:18.960		
3	10:08:14.920	10:08:14.920	10:18:00.512	9:45.592	30:04.552		
4	10:32:06.942	10:32:06.942	10:42:31.068	10:24.126	40:28.678		
5	10:53:05.042	10:53:05.042	11:34:10.682	41:05.640	1:21:34.318		
6	11:46:08.190	11:46:08.190	11:52:51.312	6:43.122	1:28:17.440		

11 Brad Benavides EFO Campos Racing
 Dallara F312

Nr.	In Day Time	In Time	Out Time	Pit Time	T. Pit Time	Handicap	Penalty
1	9:20:01.748	9:20:01.748	9:28:15.223	8:13.475	8:13.475		
2	9:42:09.110	9:42:09.110	9:49:36.573	7:27.463	15:40.938		
3	10:01:33.985	10:01:33.985	10:27:49.853	26:15.868	41:56.806		
4	10:41:20.509	10:41:20.509	10:47:44.348	6:23.839	48:20.645		
5	11:02:50.110	11:02:50.110	11:43:45.063	40:54.953	1:29:15.598		

18 Pierre Louis Chovet EFO Campos Racing
 Dallara F312

Nr.	In Day Time	In Time	Out Time	Pit Time	T. Pit Time	Handicap	Penalty
1	9:59:34.097	9:59:34.097	10:27:44.324	28:10.227	28:10.227		
2	10:41:35.565	10:41:35.565	10:49:20.530	7:44.965	35:55.192		
3	11:03:13.385	11:03:13.385	11:44:37.804	41:24.419	1:17:19.611		

22 Patrick Schott EFO Drivex School
 Dallara F312

Nr.	In Day Time	In Time	Out Time	Pit Time	T. Pit Time	Handicap	Penalty
1	9:21:00.019	9:21:00.019	9:29:33.486	8:33.467	8:33.467		
2	9:41:33.800	9:41:33.800	9:50:32.827	8:59.027	17:32.494		
3	10:00:39.613	10:00:39.613	10:10:09.709	9:30.096	27:02.590		
4	10:25:37.711	10:25:37.711	11:18:56.972	53:19.261	1:20:21.851		
5	11:30:45.331	11:30:45.331	11:38:20.597	7:35.266	1:27:57.117		

30 Mateo Nannini F4 Drivex School
 Dallara F4

Nr.	In Day Time	In Time	Out Time	Pit Time	T. Pit Time	Handicap	Penalty
1	9:19:33.057	9:19:33.057	9:21:46.817	2:13.760	2:13.760		

2	9:38:57.552	9:38:57.552	9:49:12.116	10:14.564	12:28.324		
3	10:06:20.394	10:06:20.394	10:28:53.231	22:32.837	35:01.161		
4	10:45:42.788	10:45:42.788	11:39:43.300	54:00.512	1:29:01.673		

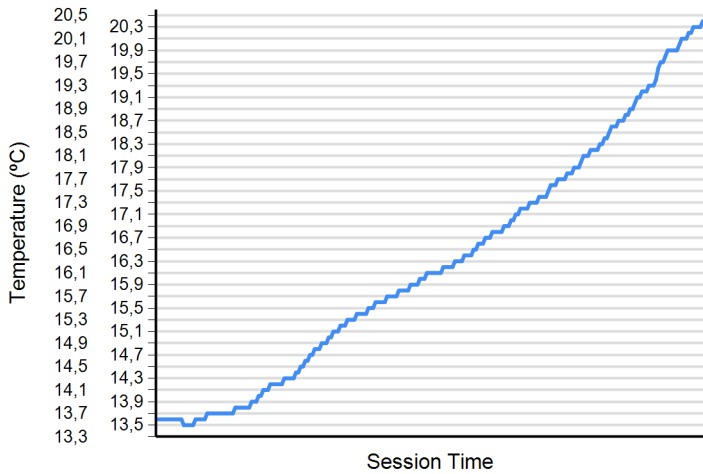
58 Javier Gonzalez EFO Drivex School
 Dallara F312

Nr.	In Day Time	In Time	Out Time	Pit Time	T. Pit Time	Handicap	Penalty
1	9:18:54.321	9:18:54.321	9:28:21.922	9:27.601	9:27.601		
2	9:42:07.453	9:42:07.453	9:49:50.154	7:42.701	17:10.302		
3	10:01:56.580	10:01:56.580	10:34:48.515	32:51.935	50:02.237		
4	10:46:35.395	10:46:35.395	10:55:16.369	8:40.974	58:43.211		

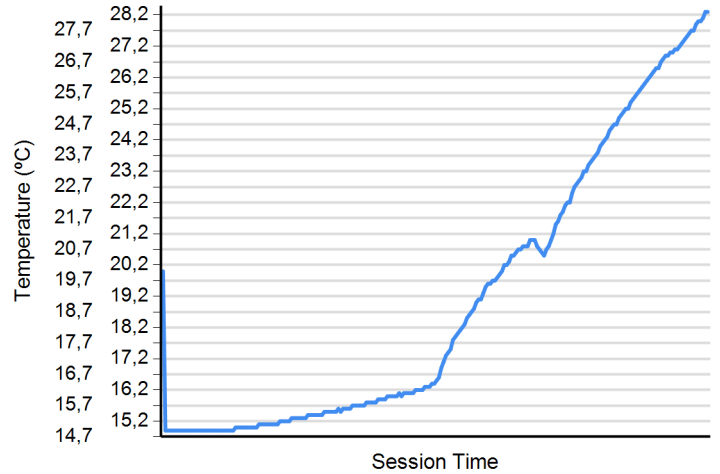




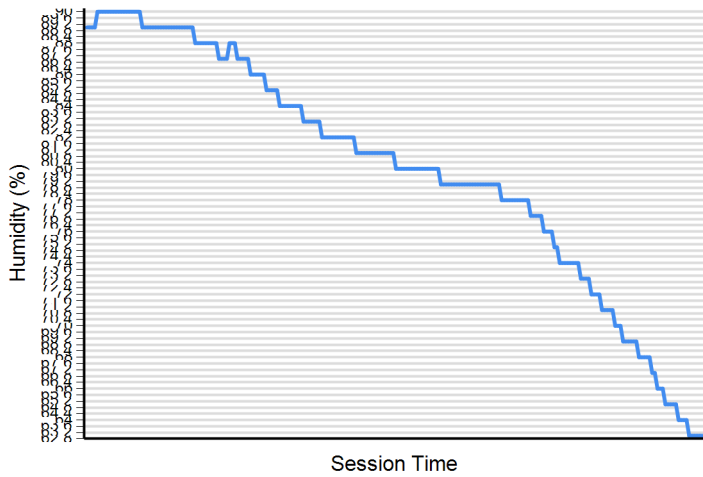
Air Temperature



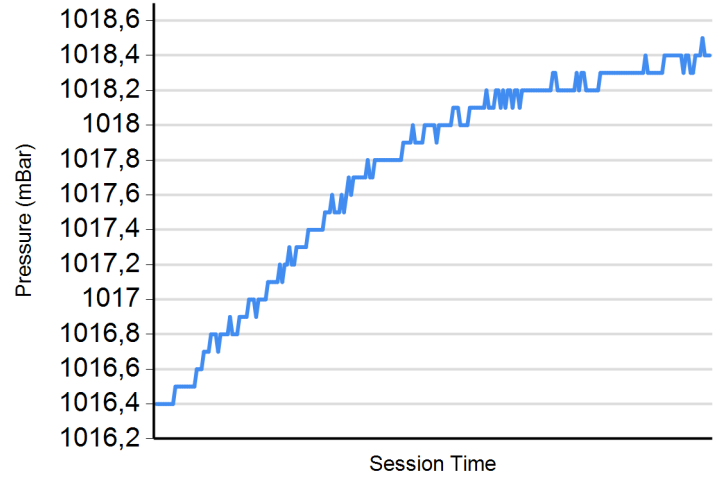
Track Temperature



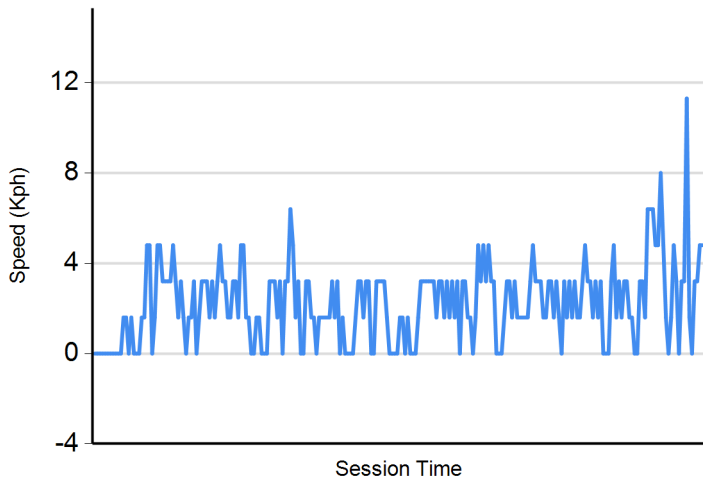
Humidity



Pressure



Wind Speed



Wind direction

North = 0°/360° Est = 90° South = 180° West = 270°

