




Alpine ELF Europa Cup

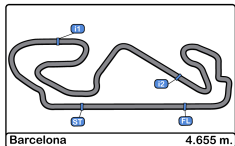
Barcelona

20th – 21th October 2018

Results booklet



Provided by Colegio de Cronometradores S.L.
www.cronococa.com



Circuit de Barcelona
Alpine ELF Europa Cup
Free Practice - 1
Provisional Results



Cls	Nº	Driver	Nat	Team	Level	Category	Laps	Best	Time	Gap	Interval	Km/h
1	14	Julien Neveu	FRA	AUTOSPORT GP	Inter C		14	12	1:58.118			141.8
2	15	Gael Castelli	FRA	MILAN COMPETITION	Inter C		7	5	1:58.233	0.115	0.115	141.7
3	69	Laurent Hurgon	FRA	AUTOSPORT GP-PATRICK ROGER	Inter C	Gentleman	12	9	1:58.278	0.160	0.045	141.6
4	21	Marc Guillot	FRA	MILAN COMPETITION	Inter C		13	8	1:58.526	0.408	0.248	141.3
5	8	Nicolas Milan	FRA	MILAN COMPETITION	Inter C		14	8	1:58.611	0.493	0.085	141.2
6	2	Vincent Beltoise	FRA	CMR - CCF	Inter C		13	10	1:58.729	0.611	0.118	141.1
7	76	Pierre Sancin�na	FRA	CMR	Inter C		12	4	1:58.860	0.742	0.131	140.9
8	11	Sylvain Noel	FRA	RACING TECHNOLOGY	Inter C	Gentleman	12	8	1:59.298	1.180	0.438	140.4
9	4	Mathieu Blaise	FRA	RACING TECHNOLOGY	Inter D		13	11	1:59.967	1.849	0.669	139.6
10	17	Jean-Baptiste Mela	FRA	AUTOSPORT GP	Inter C	Junior	3	2	2:01.278	3.160	1.311	138.1
11	9	Marc de Fulgencio	ESP	TEAM VRT	Inter B	Junior	4	3	2:01.421	3.303	0.143	138.0
12	110	Jaime Hernandez	ESP	RACING TECHNOLOGY	Inter C		12	11	2:02.141	4.023	0.720	137.2
13	77	Thomas Padovani	EST	MILAN COMPETITION	Inter C		8	4	2:02.316	4.198	0.175	137.0
14	33	Gr�gory Romano	MCO	CMR	Inter D	Gentleman	11	11	2:03.372	5.254	1.056	135.8
15	7	Franc Rouxel	FRA	AUTOMECA	Inter D	Gentleman	13	11	2:04.247	6.129	0.875	134.8
16	18	Pierre Macchi	FRA	AUTOSPORT GP	Inter D	Gentleman	13	10	2:04.721	6.603	0.474	134.3
17	3	Denis Gibaud	FRA	MILAN COMPETITION	Inter C	Gentleman	13	8	2:04.740	6.622	0.019	134.3
18	5	St�phane Proux	FRA	AUTOMECA	Inter D		13	12	2:06.460	8.342	1.720	132.5

Published at:.....

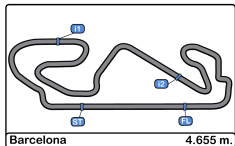
Track Temp: 22.6  C Air Temp: 23.1  C Humidity: 62 % Track Status: DRY

Stewards:

Race Director:

Timekeeper:





Circuit de Barcelona
Alpine ELF Europa Cup
Free Practice - 1
Provisional Results by Class



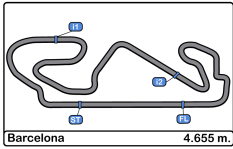
Cls	Nº	Driver	Nat	Team	Level	Category	Laps	Best	Time	Gap	Interval	Km/h
Inter B												
1	9	Marc de Fulgencio	ESP	TEAM VRT	Inter B	Junior	4	3	2:01.421			138.0
Inter C												
1	14	Julien Neveu	FRA	AUTOSPORT GP	Inter C		14	12	1:58.118			141.8
2	15	Gael Castelli	FRA	MILAN COMPETITION	Inter C		7	5	1:58.233	0.115	0.115	141.7
3	69	Laurent Hurgon	FRA	AUTOSPORT GP-PATRICK ROGER	Inter C	Gentleman	12	9	1:58.278	0.160	0.045	141.6
4	21	Marc Guillot	FRA	MILAN COMPETITION	Inter C		13	8	1:58.526	0.408	0.248	141.3
5	8	Nicolas Milan	FRA	MILAN COMPETITION	Inter C		14	8	1:58.611	0.493	0.085	141.2
6	2	Vincent Beltoise	FRA	CMR - CCF	Inter C		13	10	1:58.729	0.611	0.118	141.1
7	76	Pierre Sancin�na	FRA	CMR	Inter C		12	4	1:58.860	0.742	0.131	140.9
8	11	Sylvain Noel	FRA	RACING TECHNOLOGY	Inter C	Gentleman	12	8	1:59.298	1.180	0.438	140.4
9	17	Jean-Baptiste Mela	FRA	AUTOSPORT GP	Inter C	Junior	3	2	2:01.278	3.160	1.980	138.1
10	110	Jaime Hernandez	ESP	RACING TECHNOLOGY	Inter C		12	11	2:02.141	4.023	0.863	137.2
11	77	Thomas Padovani	EST	MILAN COMPETITION	Inter C		8	4	2:02.316	4.198	0.175	137.0
12	3	Denis Gibaud	FRA	MILAN COMPETITION	Inter C	Gentleman	13	8	2:04.740	6.622	2.424	134.3
Inter D												
1	4	Mathieu Blaise	FRA	RACING TECHNOLOGY	Inter D		13	11	1:59.967			139.6
2	33	Gr�gory Romano	MCO	CMR	Inter D	Gentleman	11	11	2:03.372	3.405	3.405	135.8
3	7	Franc Rouxel	FRA	AUTOMECA	Inter D	Gentleman	13	11	2:04.247	4.280	0.875	134.8
4	18	Pierre Macchi	FRA	AUTOSPORT GP	Inter D	Gentleman	13	10	2:04.721	4.754	0.474	134.3
5	5	St�phane Proux	FRA	AUTOMECA	Inter D		13	12	2:06.460	6.493	1.739	132.5

Published at:.....

Track Temp: **22.6 °C** Air Temp: **23.1 °C** Humidity: **62 %** Track Status: **DRY**

Stewards:	Race Director:	Timekeeper:
------------------	-----------------------	------------------------





Circuito de Barcelona
Alpine ELF Europa Cup
Free Practice - 1
Lap Analysis



2 Vincent Beltoise **5** Stéphane Proux
 CMR - CCF AUTOMECA

Lap D	Time	Sector 1	Sector 2	Sector 3	T. Spd	Elapsed	Lap D	Time	Sector 1	Sector 2	Sector 3	T. Spd	Elapsed
1	12:34:11.188	12:32:41.574	48.781	40.833		12:34:11.188	1	12:35:08.090	12:33:26.717	55.681	45.692		12:35:08.090
2	2:01.731	34.719	47.889	39.123		12:36:12.919	2	2:18.259	39.981	52.890	45.388		12:37:26.349
3	1:59.818	34.179	46.962	38.677		12:38:12.737	3	2:14.838	38.440	52.593	43.805		12:39:41.187
4	1:59.194	33.989	46.515	38.690		12:40:11.931	4	2:18.130	38.521	53.050	46.559		12:41:59.317
5	2:00.003	33.962	47.057	38.984		12:42:11.934	5	2:27.090	39.025	59.452	48.613		12:44:26.407
6	2:11.450 P	33.763	51.112	46.575		12:44:23.384	6	2:16.251	38.727	52.959	44.565		12:46:42.658
7	4:32.814	3:07.020	46.831	38.963		12:48:56.198	7	2:13.767	37.575	51.076	45.116		12:48:56.425
8	1:59.913	33.871	47.591	38.451		12:50:56.111	8	2:13.393	39.098	50.700	43.595		12:51:09.818
9	1:58.880	33.715	46.603	38.562		12:52:54.991	9	2:10.470	37.069	51.262	42.139		12:53:20.288
10	1:58.729	33.733	46.504	38.492		12:54:53.720	10	2:09.656	36.183	50.812	42.661		12:55:29.944
11	1:58.980	33.817	46.674	38.489		12:56:52.700	11	2:07.226	36.030	49.787	41.409		12:57:37.170
12	2:04.700	34.179	49.598	40.923		12:58:57.400	12	2:06.460	35.898	49.292	41.270		12:59:43.630
13	2:16.563 P	33.844	46.474	56.245		13:01:13.963	13	2:41.109 P	36.080	1:03.015	1:02.014		13:02:24.739

3 Denis Gibaud **7** Franc Rouxel
 MILAN COMPETITION AUTOMECA

Lap D	Time	Sector 1	Sector 2	Sector 3	T. Spd	Elapsed	Lap D	Time	Sector 1	Sector 2	Sector 3	T. Spd	Elapsed
1	12:34:57.746	12:33:15.386	55.838	46.522		12:34:57.746	1	12:34:36.125	12:32:59.623	53.630	42.872		12:34:36.125
2	2:14.409	37.320	53.108	43.981		12:37:12.155	2	2:10.665	36.755	51.706	42.204		12:36:46.790
3	2:13.579	36.975	52.368	44.236		12:39:25.734	3	2:12.207	37.265	52.386	42.556		12:38:58.997
4	2:09.833	36.524	50.962	42.347		12:41:35.567	4	2:10.181	36.951	51.338	41.892		12:41:09.178
5	2:08.278	35.668	51.092	41.518		12:43:43.845	5	2:10.501	36.199	52.497	41.805		12:43:19.679
6	2:08.688	35.393	50.118	43.177		12:45:52.533	6	2:08.656	36.199	51.340	41.117		12:45:28.335
7	2:06.657	35.654	49.590	41.413		12:47:59.190	7	2:16.582 P	35.475	49.215	51.892		12:47:44.917
8	2:04.740	35.042	48.925	40.773		12:50:03.930	8	3:29.157	1:57.897	49.653	41.607		12:51:14.074
9	2:06.085	35.341	49.405	41.339		12:52:10.015	9	2:06.753	35.465	49.900	41.388		12:53:20.827
10	2:05.115	35.427	49.085	40.603		12:54:15.130	10	2:07.219	35.843	49.225	42.151		12:55:28.046
11	2:06.908	35.665	49.523	41.720		12:56:22.038	11	2:04.247	35.352	48.678	40.217		12:57:32.293
12	2:05.467	35.111	49.414	40.942		12:58:27.505	12	2:06.206	36.178	49.080	40.948		12:59:38.499
13	2:20.868 P	34.986	48.903	56.979		13:00:48.373	13	2:40.857 P	35.127	59.282	1:06.448		13:02:19.356

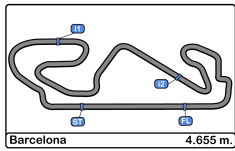
4 Mathieu Blaise **8** Nicolas Milan
 RACING TECHNOLOGY MILAN COMPETITION

Lap D	Time	Sector 1	Sector 2	Sector 3	T. Spd	Elapsed	Lap D	Time	Sector 1	Sector 2	Sector 3	T. Spd	Elapsed
1	12:34:27.628	12:32:56.436	50.429	40.763		12:34:27.628	1	12:35:00.171	12:33:31.375	49.272	39.524		12:35:00.171
2	2:05.447	36.052	49.243	40.152		12:36:33.075	2	2:01.738	35.220	47.476	39.042		12:37:01.909
3	2:02.203	34.851	48.142	39.210		12:38:35.278	3	1:59.621	33.892	46.944	38.785		12:39:01.530
4	2:03.687	34.656	48.818	40.213		12:40:38.965	4	2:00.085	34.312	47.115	38.658		12:41:01.615
5	2:03.740	34.756	48.915	40.069		12:42:42.705	5	2:00.190	33.828	47.184	39.178		12:43:01.805
6	2:02.329	34.660	48.176	39.493		12:44:45.034	6	1:59.941	34.503	46.888	38.550		12:45:01.746
7	2:18.440 P	34.367	48.287	55.786		12:47:03.474	7	1:58.750	33.499	46.726	38.525		12:47:00.496
8	3:57.732	2:30.759	47.965	39.008		12:51:01.206	8	1:58.611	33.440	46.442	38.729		12:48:59.107
9	2:00.747	34.284	47.122	39.341		12:53:01.953	9	1:58.965	34.036	46.331	38.598		12:50:58.072
10	2:00.590	34.520	46.968	39.102		12:55:02.543	10	1:58.713	33.621	46.467	38.625		12:52:56.785
11	1:59.967	33.978	47.235	38.754		12:57:02.510	11	2:05.255	36.863	48.847	39.545		12:55:02.040
12	2:01.360	34.177	47.987	39.196		12:59:03.870	12	1:58.883	33.949	46.562	38.372		12:57:00.923
13	2:23.641 P	34.714	48.529	1:00.398		13:01:27.511	13	1:58.689	33.949	46.372	38.368		12:58:59.612
							14	2:24.875 P	34.039	51.918	58.918		13:01:24.487

9 Marc de Fulgencio TEAM VRT

Lap D	Time	Sector 1	Sector 2	Sector 3	T. Spd	Elapsed
1	12:54:16.404	12:52:46.448	49.634	40.322		12:54:16.404
2	2:02.052	34.593	48.013	39.446		12:56:18.456
3	2:01.421	34.131	47.792	39.498		12:58:19.877
4	2:10.503 P	34.065	47.190	49.248		13:00:30.380





Circuito de Barcelona
Alpine ELF Europa Cup
Free Practice - 1
Lap Analysis



11 Sylvain Noel

18 Pierre Macchi

RACING TECHNOLOGY

AUTOSPORT GP

Lap	D	Time	Sector 1	Sector 2	Sector 3	T. Spd	Elapsed	Lap	D	Time	Sector 1	Sector 2	Sector 3	T. Spd	Elapsed
1		12:34:26.761	12:32:55.423	50.093	41.245		12:34:26.761	1		12:34:58.868	12:33:22.222	53.893	42.753		12:34:58.868
2		2:05.650	35.951	48.052	41.647		12:36:32.411	2		2:09.278	37.673	49.952	41.653		12:37:08.146
3		2:00.745	34.756	46.999	38.990		12:38:33.156	3	1	2:38.003	36.301	50.299	1:11.403		12:39:46.149
4		2:12.127 P	36.078	48.748	47.301		12:40:45.283	4	1	2:19.526 P	35.907	51.284	52.335		12:42:05.675
5		3:54.681	2:27.293	48.573	38.815		12:44:39.964	5	1	4:48.291	3:13.423	50.587	44.281		12:46:53.966
6		2:01.123	34.920	47.008	39.195		12:46:41.087	6	1	2:09.685	35.685	50.830	43.170		12:49:03.651
7		2:01.374	35.142	47.087	39.145		12:48:42.461	7	1	2:07.123	35.563	49.951	41.609		12:51:10.774
8		1:59.298	33.928	46.800	38.570		12:50:41.759	8	1	2:07.306	36.389	49.991	40.926		12:53:18.080
9		2:12.759 P	35.418	51.757	45.584		12:52:54.518	9	1	2:07.924	36.080	50.378	41.466		12:55:26.004
10		4:17.174	2:51.932	46.635	38.607		12:57:11.692	10	1	2:04.721	34.909	48.782	41.030		12:57:30.725
11		1:59.600	34.001	46.715	38.884		12:59:11.292	11	1	2:08.450	37.040	48.964	42.446		12:59:39.175
12		2:17.545 P	34.036	46.576	56.933		13:01:28.837	12	1	2:11.888	35.862	49.577	46.449		13:01:51.063
13	1	3:12.585 P		48.242	1:14.627		13:05:03.648								

14 Julien Neveu

21 Marc Guillot

AUTOSPORT GP

MILAN COMPETITION

Lap	D	Time	Sector 1	Sector 2	Sector 3	T. Spd	Elapsed	Lap	D	Time	Sector 1	Sector 2	Sector 3	T. Spd	Elapsed
1		12:34:19.598	12:32:49.196	50.597	39.805		12:34:19.598	1		12:34:48.852	12:33:15.496	52.201	41.155		12:34:48.852
2		2:00.724	34.416	47.380	38.928		12:36:20.322	2		2:02.581	36.311	47.316	38.954		12:36:51.433
3		1:59.401	33.955	47.004	38.442		12:38:19.723	3		2:10.817	33.935	49.388	47.494		12:39:02.250
4		1:59.068	33.694	46.730	38.644		12:40:18.791	4		1:59.858	33.814	47.192	38.852		12:41:02.108
5		1:59.211	33.835	46.821	38.555		12:42:18.002	5		1:59.972	33.647	47.210	39.115		12:43:02.080
6		2:08.819 P	33.701	46.830	48.288		12:44:26.821	6		1:59.212	33.609	46.954	38.649		12:45:01.292
7		3:51.919	2:26.180	47.060	38.679		12:48:18.740	7		1:58.588	33.696	46.508	38.384		12:46:59.880
8		1:58.488	33.704	46.391	38.393		12:50:17.228	8		1:58.526	33.651	46.425	38.450		12:48:58.406
9		1:58.317	33.500	46.513	38.304		12:52:15.545	9		1:59.234	34.097	46.263	38.874		12:50:57.640
10		1:59.703	33.429	46.245	40.029		12:54:15.248	10		1:59.636	34.499	46.302	38.835		12:52:57.276
11		1:59.422	34.744	46.453	38.225		12:56:14.670	11		2:15.697 P	35.566	49.321	50.810		12:55:12.973
12		1:58.118	33.535	46.177	38.406		12:58:12.788	12		3:41.740	2:16.111	46.685	38.944		12:58:54.713
13		1:58.283	33.584	46.191	38.508		13:00:11.071	13		2:16.343 P	33.853	48.020	54.470		13:01:11.056
14		2:23.997 P	35.060	49.548	59.389		13:02:35.068								

15 Gael Castelli

33 Grégory Romano

MILAN COMPETITION

CMR

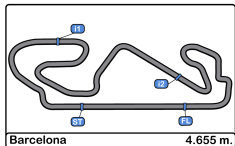
Lap	D	Time	Sector 1	Sector 2	Sector 3	T. Spd	Elapsed	Lap	D	Time	Sector 1	Sector 2	Sector 3	T. Spd	Elapsed
1		12:49:08.737	12:47:43.095	47.071	38.571		12:49:08.737	1		12:34:58.123	12:33:21.004	53.799	43.320		12:34:58.123
2		1:59.117	33.822	46.345	38.950		12:51:07.854	2		2:12.851	37.207	50.155	45.489		12:37:10.974
3		1:58.957	33.865	46.509	38.583		12:53:06.811	3		2:10.241	37.359	50.831	42.051		12:39:21.215
4		1:58.518	33.724	46.359	38.435		12:55:05.329	4		2:08.006	36.538	50.301	41.167		12:41:29.221
5		1:58.233	33.778	46.130	38.325		12:57:03.562	5		2:08.804	36.185	50.359	42.260		12:43:38.025
6		1:59.136	33.611	46.774	38.751		12:59:02.698	6		2:26.785 P	36.144	53.519	57.122		12:46:04.810
7		2:22.787 P	33.589	49.848	59.350		13:01:25.485	7		4:31.447	2:59.160	49.903	42.384		12:50:36.257
8								8		2:07.716	37.213	49.522	40.981		12:52:43.973
9								9		2:05.096	35.868	48.816	40.412		12:54:49.069
10								10		2:06.609	35.259	48.952	42.398		12:56:55.678
11								11		2:03.372	35.012	48.297	40.063		12:58:59.050
12								12			35.073	5:20.149			

17 Jean-Baptiste Mela

AUTOSPORT GP

Lap	D	Time	Sector 1	Sector 2	Sector 3	T. Spd	Elapsed	Lap	D	Time	Sector 1	Sector 2	Sector 3	T. Spd	Elapsed
1		12:34:51.306	12:33:22.399	48.898	40.009		12:34:51.306								
2		2:01.278	34.393	47.586	39.299		12:36:52.584								
3		2:01.380	33.848	48.247	39.285		12:38:53.964								
4			34.050												





Circuito de Barcelona
Alpine ELF Europa Cup
Free Practice - 1
Lap Analysis



69

Laurent Hurgon

AUTOSPORT GP-PATRICK
ROGER

Lap D	Time	Sector 1	Sector 2	Sector 3	T. Spd	Elapsed
1	12:34:18.477	12:32:48.656	49.862	39.959		12:34:18.477
2	2:01.211	34.550	47.906	38.755		12:36:19.688
3	1:59.618	34.067	46.816	38.735		12:38:19.306
4	1:59.093	33.885	46.597	38.611		12:40:18.399
5	2:00.317	34.401	47.248	38.668		12:42:18.716
6	2:00.890	33.976	47.521	39.393		12:44:19.606
7	2:10.526 P	33.883	49.132	47.511		12:46:30.132
8	4:23.457	2:58.474	46.728	38.255		12:50:53.589
9	1:58.278	33.614	46.285	38.379		12:52:51.867
10	2:07.906 P	34.016	46.703	47.187		12:54:59.773
11	3:33.565	2:05.907	47.475	40.183		12:58:33.338
12	2:20.554 P	33.875	46.307	1:00.372		13:00:53.892

110

Jaime Hernandez

RACING TECHNOLOGY

Lap D	Time	Sector 1	Sector 2	Sector 3	T. Spd	Elapsed
1	12:35:09.488	12:33:35.430	52.144	41.914		12:35:09.488
2	2:07.625	36.924	49.731	40.970		12:37:17.113
3	2:06.338	35.133	49.398	41.807		12:39:23.451
4	2:06.660	35.603	49.830	41.227		12:41:30.111
5	2:06.936	35.588	50.347	41.001		12:43:37.047
6	2:18.931 P	35.604	49.079	54.248		12:45:55.978
7	4:27.971	2:59.061	48.234	40.676		12:50:23.949
8	2:03.767	35.328	48.196	40.243		12:52:27.716
9	2:03.271	34.898	48.356	40.017		12:54:30.987
10	2:03.232	35.297	48.060	39.875		12:56:34.219
11	2:02.141	34.684	47.562	39.895		12:58:36.360
12	2:21.829 P	34.804	47.651	59.374		13:00:58.189

76

Pierre Sancinena

CMR

Lap D	Time	Sector 1	Sector 2	Sector 3	T. Spd	Elapsed
1	12:34:20.296	12:32:52.418	48.410	39.468		12:34:20.296
2	2:02.630	34.411	47.116	41.103		12:36:22.926
3	1:59.216	33.764	46.858	38.594		12:38:22.142
4	1:58.860	33.688	46.585	38.587		12:40:21.002
5	2:06.185 P	33.725	47.279	45.181		12:42:27.187
6	4:25.657	2:58.525	46.807	40.325		12:46:52.844
7	1:59.233	33.953	46.496	38.784		12:48:52.077
8	2:00.073	34.831	46.572	38.670		12:50:52.150
9	1:59.135	33.747	46.770	38.618		12:52:51.285
10	2:10.353 P	35.779	48.634	45.940		12:55:01.638
11	4:29.947	3:04.572	46.771	38.604		12:59:31.585
12	2:20.712 P	33.712	52.173	54.827		13:01:52.297

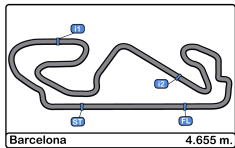
77

Thomas Padovani

MILAN COMPETITION

Lap D	Time	Sector 1	Sector 2	Sector 3	T. Spd	Elapsed
1	12:34:36.346	12:33:05.049	49.908	41.389		12:34:36.346
2	2:06.121	36.785	48.995	40.341		12:36:42.467
3	2:03.488	35.597	48.243	39.648		12:38:45.955
4	2:02.316	34.924	47.867	39.525		12:40:48.271
5	2:36.449 P	34.811	49.091	1:12.547		12:43:24.720
6	6:36.241	5:06.330	49.323	40.588		12:50:00.961
7	2:04.690	34.896	47.780	42.014		12:52:05.651
8	2:16.459 P	35.928	49.958	50.573		12:54:22.110



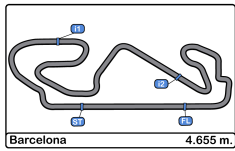


Circuito de Barcelona
Alpine ELF Europa Cup
Free Practice - 1
Best Sectors Results



Sector - 1			Sector - 2			Sector - 3			Ideal Lap vs Best Lap						
Clas	Nº	Driver	Time	Nº	Driver	Time	Nº	Driver	Time	Clas	Nº	Driver	Ideal Lap	Best Lap	Clas
1	14	Julien Neveu	33.429	15	Gael Castelli	46.130	14	Julien Neveu	38.225	1	14	Julien Neveu	1:57.831	1:58.118	1
2	8	Nicolas Milan	33.440	14	Julien Neveu	46.177	69	Laurent Hurgon	38.255	2	15	Gael Castelli	1:58.044	1:58.233	2
3	15	Gael Castelli	33.589	21	Marc Guillot	46.263	15	Gael Castelli	38.325	3	8	Nicolas Milan	1:58.139	1:58.611	5
4	21	Marc Guillot	33.609	69	Laurent Hurgon	46.285	8	Nicolas Milan	38.368	4	69	Laurent Hurgon	1:58.154	1:58.278	3
5	69	Laurent Hurgon	33.614	8	Nicolas Milan	46.331	21	Marc Guillot	38.384	5	21	Marc Guillot	1:58.256	1:58.526	4
6	76	Pierre Sancinéna	33.688	2	Vincent Beltoise	46.474	2	Vincent Beltoise	38.451	6	2	Vincent Beltoise	1:58.640	1:58.729	6
7	2	Vincent Beltoise	33.715	76	Pierre Sancinéna	46.496	11	Sylvain Noel	38.570	7	76	Pierre Sancinéna	1:58.771	1:58.860	7
8	17	Jean-Baptiste Mela	33.848	11	Sylvain Noel	46.576	76	Pierre Sancinéna	38.587	8	11	Sylvain Noel	1:59.074	1:59.298	8
9	11	Sylvain Noel	33.928	4	Mathieu Blaise	46.968	4	Mathieu Blaise	38.754	9	4	Mathieu Blaise	1:59.700	1:59.967	9
10	4	Mathieu Blaise	33.978	9	Marc de Fulgencio	47.190	17	Jean-Baptiste Mela	39.285	10	9	Marc de Fulgencio	2:00.701	2:01.421	11
11	9	Marc de Fulgencio	34.065	110	Jaime Hernandez	47.562	9	Marc de Fulgencio	39.446	11	17	Jean-Baptiste Mela	2:00.719	2:01.278	10
12	11	Jaime Hernandez	34.684	17	Jean-Baptiste Mela	47.586	77	Thomas Padovani	39.525	12	77	Thomas Padovani	2:02.116	2:02.316	13
13	77	Thomas Padovani	34.811	77	Thomas Padovani	47.780	110	Jaime Hernandez	39.875	13	110	Jaime Hernandez	2:02.121	2:02.141	12
14	18	Pierre Macchi	34.909	33	Grégory Romano	48.297	33	Grégory Romano	40.063	14	33	Grégory Romano	2:03.372	2:03.372	14
15	3	Denis Gibaud	34.986	7	Franc Rouxel	48.678	7	Franc Rouxel	40.217	15	7	Franc Rouxel	2:04.022	2:04.247	15
16	33	Grégory Romano	35.012	18	Pierre Macchi	48.782	3	Denis Gibaud	40.603	16	3	Denis Gibaud	2:04.492	2:04.740	17
17	7	Franc Rouxel	35.127	3	Denis Gibaud	48.903	18	Pierre Macchi	40.926	17	18	Pierre Macchi	2:04.617	2:04.721	16
18	5	Stéphane Proux	35.898	5	Stéphane Proux	49.292	5	Stéphane Proux	41.270	18	5	Stéphane Proux	2:06.460	2:06.460	18



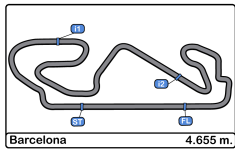


Circuito de Barcelona
Alpine ELF Europa Cup
Free Practice - 1
Best 5 Lap Times



Cls	Nº	Driver	Nat	Team	Level	Category	Best 1		Best 2		Best 3		Best 4		Best 5	
							Time	Lap	Time	Lap	Time	Lap	Time	Lap	Time	Lap
1	14	Julien Neveu	FRA	AUTOSPORT GP	Inter C		1:58.118	12	1:58.283	13	1:58.317	9	1:58.488	8	1:59.068	4
2	15	Gael Castelli	FRA	MILAN COMPETITION	Inter C		1:58.233	5	1:58.518	4	1:58.957	3	1:59.117	2	1:59.136	6
3	69	Laurent Hurgon	FRA	AUTOSPORT GP-PATRICK	Inter C	Gentleman	1:58.278	9	1:59.093	4	1:59.618	3	2:00.317	5	2:00.890	6
4	21	Marc Guillot	FRA	MILAN COMPETITION	Inter C		1:58.526	8	1:58.588	7	1:59.212	6	1:59.234	9	1:59.636	10
5	8	Nicolas Milan	FRA	MILAN COMPETITION	Inter C		1:58.611	8	1:58.689	13	1:58.713	10	1:58.750	7	1:58.883	12
6	2	Vincent Beltoise	FRA	CMR - CCF	Inter C		1:58.729	10	1:58.880	9	1:58.980	11	1:59.194	4	1:59.818	3
7	76	Pierre Sancinéna	FRA	CMR	Inter C		1:58.860	4	1:59.135	9	1:59.216	3	1:59.233	7	2:00.073	8
8	11	Sylvain Noel	FRA	RACING TECHNOLOGY	Inter C	Gentleman	1:59.298	8	1:59.600	11	2:00.745	3	2:01.123	6	2:01.374	7
9	4	Mathieu Blaise	FRA	RACING TECHNOLOGY	Inter D		1:59.967	11	2:00.590	10	2:00.747	9	2:01.360	12	2:02.203	3
10	17	Jean-Baptiste Mela	FRA	AUTOSPORT GP	Inter C	Junior	2:01.278	2	2:01.380	3						
11	9	Marc de Fulgencio	ESP	TEAM VRT	Inter B	Junior	2:01.421	3	2:02.052	2						
12	110	Jaime Hernandez	ESP	RACING TECHNOLOGY	Inter C		2:02.141	11	2:03.232	10	2:03.271	9	2:03.767	8	2:06.338	3
13	77	Thomas Padovani	EST	MILAN COMPETITION	Inter C		2:02.316	4	2:03.488	3	2:04.690	7	2:06.121	2	2:16.459	8
14	33	Grégory Romano	MC	CMR	Inter D	Gentleman	2:03.372	11	2:05.096	9	2:06.609	10	2:07.716	8	2:08.006	4
15	7	Franc Rouxel	FRA	AUTOMECA	Inter D	Gentleman	2:04.247	11	2:06.206	12	2:06.753	9	2:07.219	10	2:08.656	6
16	18	Pierre Macchi	FRA	AUTOSPORT GP	Inter D	Gentleman	2:04.721	10	2:07.123	7	2:07.306	8	2:07.924	9	2:08.450	11
17	3	Denis Gibaud	FRA	MILAN COMPETITION	Inter C	Gentleman	2:04.740	8	2:05.115	10	2:05.467	12	2:06.085	9	2:06.657	7
18	5	Stéphane Proux	FRA	AUTOMECA	Inter D		2:06.460	12	2:07.226	11	2:09.656	10	2:10.470	9	2:13.393	8



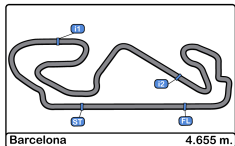


Circuito de Barcelona
Alpine ELF Europa Cup
Free Practice - 1
Fastest Laps Sequence



Lap	Time of Day	Session Time	Nº	Driver	Nat	Team	Level	Category	Time	Km/h
2	12:36:12.919	6:12.919	2	Vincent Beltoise	FRA	CMR - CCF	Inter C		2:01.731	137.6
2	12:36:19.688	6:19.688	69	Laurent Hurgon	FRA	AUTOSPORT GP-PATRICK ROGER	Inter C	Gentleman	2:01.211	138.2
2	12:36:20.322	6:20.322	14	Julien Neveu	FRA	AUTOSPORT GP	Inter C		2:00.724	138.8
3	12:38:12.737	8:12.737	2	Vincent Beltoise	FRA	CMR - CCF	Inter C		1:59.818	139.8
3	12:38:19.306	8:19.306	69	Laurent Hurgon	FRA	AUTOSPORT GP-PATRICK ROGER	Inter C	Gentleman	1:59.618	140.0
3	12:38:19.723	8:19.723	14	Julien Neveu	FRA	AUTOSPORT GP	Inter C		1:59.401	140.3
3	12:38:22.142	8:22.142	76	Pierre Sancinéna	FRA	CMR	Inter C		1:59.216	140.5
4	12:40:11.931	10:11.931	2	Vincent Beltoise	FRA	CMR - CCF	Inter C		1:59.194	140.5
4	12:40:18.399	10:18.399	69	Laurent Hurgon	FRA	AUTOSPORT GP-PATRICK ROGER	Inter C	Gentleman	1:59.093	140.7
4	12:40:18.791	10:18.791	14	Julien Neveu	FRA	AUTOSPORT GP	Inter C		1:59.068	140.7
4	12:40:21.002	10:21.002	76	Pierre Sancinéna	FRA	CMR	Inter C		1:58.860	140.9
7	12:46:59.880	16:59.880	21	Marc Guillot	FRA	MILAN COMPETITION	Inter C		1:58.588	141.3
8	12:48:58.406	18:58.406	21	Marc Guillot	FRA	MILAN COMPETITION	Inter C		1:58.526	141.3
8	12:50:17.228	20:17.228	14	Julien Neveu	FRA	AUTOSPORT GP	Inter C		1:58.488	141.4
9	12:52:15.545	22:15.545	14	Julien Neveu	FRA	AUTOSPORT GP	Inter C		1:58.317	141.6
9	12:52:51.867	22:51.867	69	Laurent Hurgon	FRA	AUTOSPORT GP-PATRICK ROGER	Inter C	Gentleman	1:58.278	141.6
5	12:57:03.562	27:03.562	15	Gael Castelli	FRA	MILAN COMPETITION	Inter C		1:58.233	141.7
12	12:58:12.788	28:12.788	14	Julien Neveu	FRA	AUTOSPORT GP	Inter C		1:58.118	141.8





Circuito de Barcelona
Alpine ELF Europa Cup
Free Practice - 1
Pit Stop Analysis



2 Vincent Beltoise CMR - CCF

Nr.	In Day Time	In Time	Out Time	Pit Time	T. Pit Time	Handicap	Penalty
1	12:44:20.991	12:44:20.991	12:46:56.707	2:35.716	2:35.716		

4 Mathieu Blaise RACING TECHNOLOGY

Nr.	In Day Time	In Time	Out Time	Pit Time	T. Pit Time	Handicap	Penalty
1	12:46:59.583	12:46:59.583	12:48:56.183	1:56.600	1:56.600		

7 Franc Rouxel Gentleman AUTOMECA

Nr.	In Day Time	In Time	Out Time	Pit Time	T. Pit Time	Handicap	Penalty
1	12:47:42.041	12:47:42.041	12:49:06.575	1:24.534	1:24.534		

11 Sylvain Noel Gentleman RACING TECHNOLOGY

Nr.	In Day Time	In Time	Out Time	Pit Time	T. Pit Time	Handicap	Penalty
1	12:40:42.595	12:40:42.595	12:42:38.756	1:56.161	1:56.161		
2	12:52:52.058	12:52:52.058	12:55:13.081	2:21.023	4:17.184		

14 Julien Neveu AUTOSPORT GP

Nr.	In Day Time	In Time	Out Time	Pit Time	T. Pit Time	Handicap	Penalty
1	12:44:24.263	12:44:24.263	12:46:19.183	1:54.920	1:54.920		

18 Pierre Macchi Gentleman AUTOSPORT GP
 Pierre Combot

Nr.	In Day Time	In Time	Out Time	Pit Time	T. Pit Time	Handicap	Penalty
1	12:42:02.423	12:42:02.423	12:44:42.801	2:40.378	2:40.378		

21 Marc Guillot MILAN COMPETITION

Nr.	In Day Time	In Time	Out Time	Pit Time	T. Pit Time	Handicap	Penalty
1	12:55:09.626	12:55:09.626	12:56:55.242	1:45.616	1:45.616		

33 Grégory Romano Gentleman CMR

Nr.	In Day Time	In Time	Out Time	Pit Time	T. Pit Time	Handicap	Penalty
1	12:46:01.979	12:46:01.979	12:48:25.873	2:23.894	2:23.894		

69 Laurent Hurgon Gentleman AUTOSPORT GP-PATRICK ROGER

Nr.	In Day Time	In Time	Out Time	Pit Time	T. Pit Time	Handicap	Penalty
1	12:46:27.482	12:46:27.482	12:48:52.160	2:24.678	2:24.678		
2	12:54:56.564	12:54:56.564	12:56:30.007	1:33.443	3:58.121		

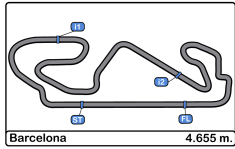
76 Pierre Sancin na CMR

Nr.	In Day Time	In Time	Out Time	Pit Time	T. Pit Time	Handicap	Penalty
1	12:42:24.780	12:42:24.780	12:44:52.371	2:27.591	2:27.591		
2	12:54:58.997	12:54:58.997	12:57:31.709	2:32.712	5:00.303		

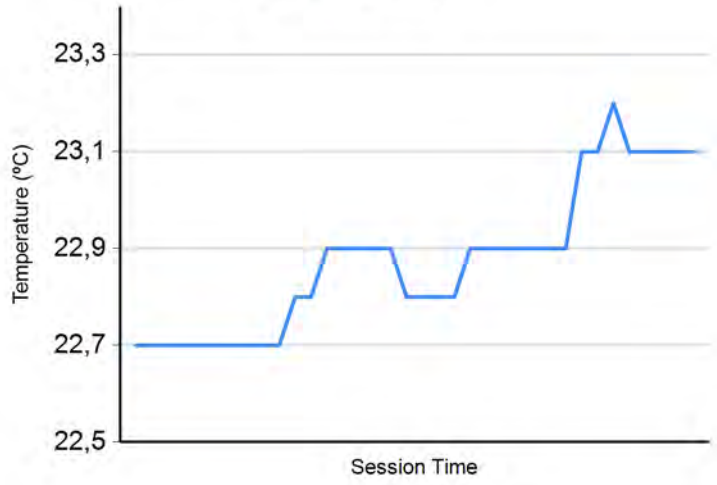
77 Thomas Padovani MILAN COMPETITION

Nr.	In Day Time	In Time	Out Time	Pit Time	T. Pit Time	Handicap	Penalty
1	12:43:22.313	12:43:22.313	12:47:53.390	4:31.077	4:31.077		

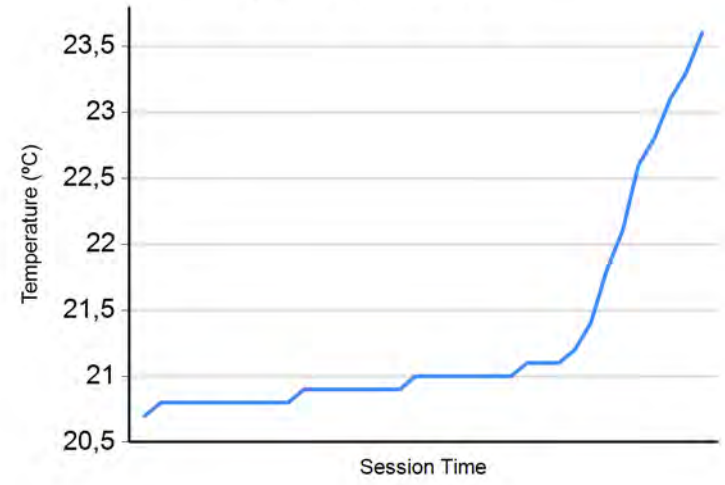




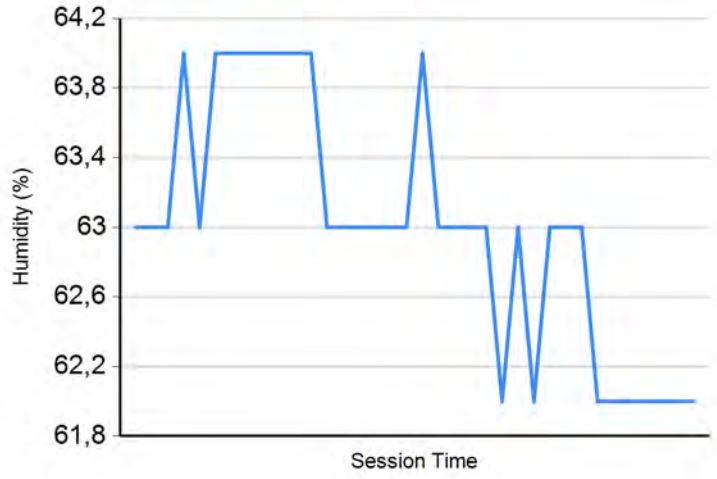
Air Temperature



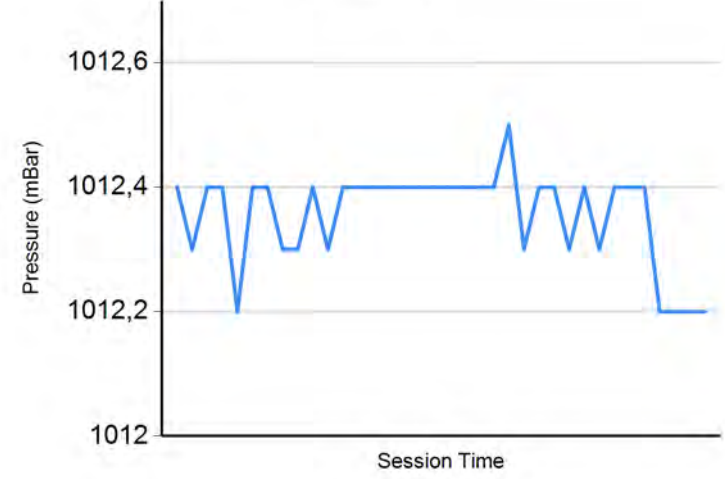
Track Temperature



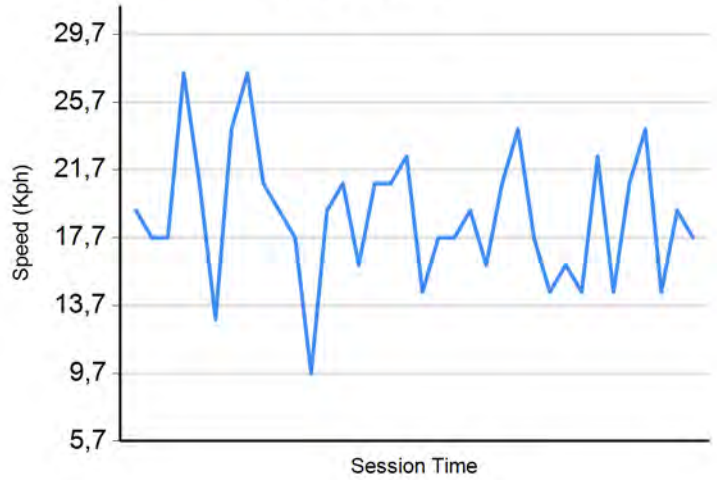
Humidity



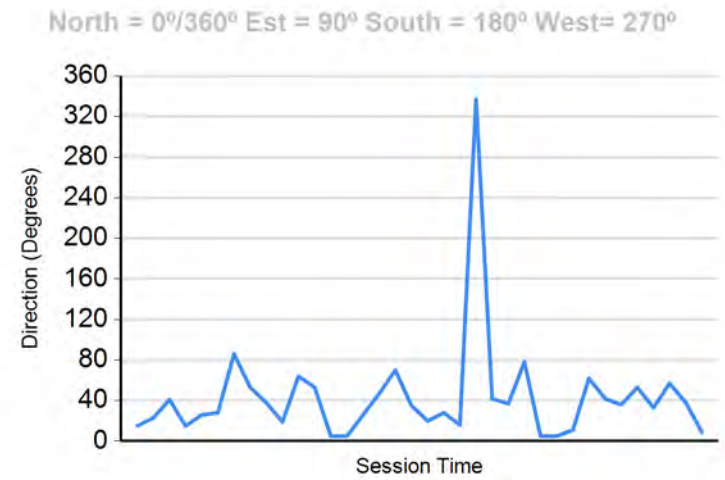
Pressure

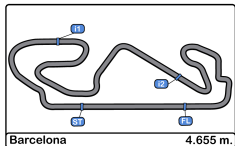


Wind Speed



Wind direction





Circuit de Barcelona
Alpine ELF Europa Cup
Free Practice - 2
Provisional Results



Cls	Nº	Driver	Nat	Team	Level	Category	Laps	Best	Time	Gap	Interval	Km/h
1	8	Nicolas Milan	FRA	MILAN COMPETITION	Inter C		12	6	1:57.188			143.0
2	21	Marc Guillot	FRA	MILAN COMPETITION	Inter C		12	8	1:57.345	0.157	0.157	142.8
3	76	Pierre Sancinéna	FRA	CMR	Inter C		8	3	1:57.378	0.190	0.033	142.7
4	15	Gael Castelli	FRA	MILAN COMPETITION	Inter C		12	7	1:57.563	0.375	0.185	142.5
5	69	Laurent Hurgon	FRA	AUTOSPORT GP-PATRICK ROGER	Inter C	Gentleman	8	7	1:57.651	0.463	0.088	142.4
6	18	Pierre Macchi	FRA	AUTOSPORT GP	Inter C		9	6	1:57.837	0.649	0.186	142.2
7	11	Sylvain Noel	FRA	RACING TECHNOLOGY	Inter C	Gentleman	10	8	1:57.943	0.755	0.106	142.0
8	17	Jean-Baptiste Mela	FRA	AUTOSPORT GP	Inter C	Junior	12	10	1:58.065	0.877	0.122	141.9
9	2	Vincent Beltoise	FRA	CMR - CCF	Inter C		12	8	1:58.345	1.157	0.280	141.6
10	14	Julien Neveu	FRA	AUTOSPORT GP	Inter C		10	7	1:58.547	1.359	0.202	141.3
11	4	Mathieu Blaise	FRA	RACING TECHNOLOGY	Inter D		12	6	1:59.113	1.925	0.566	140.6
12	77	Thomas Padovani	EST	MILAN COMPETITION	Inter C		12	9	1:59.160	1.972	0.047	140.6
13	9	Marc de Fulgencio	ESP	TEAM VRT	Inter B	Junior	13	11	1:59.732	2.544	0.572	139.9
14	110	Jaime Hernandez	ESP	RACING TECHNOLOGY	Inter C	Gentleman	12	11	2:00.702	3.514	0.970	138.8
15	33	Grégory Romano	MCO	CMR	Inter D	Gentleman	11	10	2:03.137	5.949	2.435	136.0
16	7	Franc Rouxel	FRA	AUTOMECA	Inter D	Gentleman	12	7	2:03.434	6.246	0.297	135.7
17	5	Stéphane Proux	FRA	AUTOMECA	Inter D		10	8	2:03.487	6.299	0.053	135.7
18	3	Denis Gibaud	FRA	MILAN COMPETITION	Inter C	Gentleman	13	8	2:03.774	6.586	0.287	135.3

Published at:.....

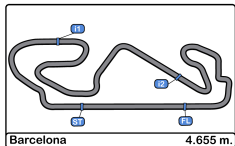
Track Temp: 24.0 °C Air Temp: 22.1 °C Humidity: 65 % Track Status: DRY

Stewards:

Race Director:

Timekeeper:






Circuito de Barcelona
Alpine ELF Europa Cup
Free Practice - 2
Provisional Results by Class



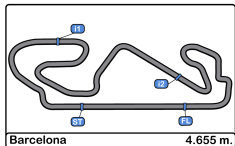
Cls	Nº	Driver	Nat	Team	Level	Category	Laps	Best	Time	Gap	Interval	Km/h
Inter B												
1	9	Marc de Fulgencio	ESP	TEAM VRT	Inter B	Junior	13	11	1:59.732			139.9
Inter C												
1	8	Nicolas Milan	FRA	MILAN COMPETITION	Inter C		12	6	1:57.188			143.0
2	21	Marc Guillot	FRA	MILAN COMPETITION	Inter C		12	8	1:57.345	0.157	0.157	142.8
3	76	Pierre Sancin�ena	FRA	CMR	Inter C		8	3	1:57.378	0.190	0.033	142.7
4	15	Gael Castelli	FRA	MILAN COMPETITION	Inter C		12	7	1:57.563	0.375	0.185	142.5
5	69	Laurent Hurgon	FRA	AUTOSPORT GP-PATRICK ROGER	Inter C	Gentleman	8	7	1:57.651	0.463	0.088	142.4
6	18	Pierre Macchi	FRA	AUTOSPORT GP	Inter C		9	6	1:57.837	0.649	0.186	142.2
7	11	Sylvain Noel	FRA	RACING TECHNOLOGY	Inter C	Gentleman	10	8	1:57.943	0.755	0.106	142.0
8	17	Jean-Baptiste Mela	FRA	AUTOSPORT GP	Inter C	Junior	12	10	1:58.065	0.877	0.122	141.9
9	2	Vincent Beltoise	FRA	CMR - CCF	Inter C		12	8	1:58.345	1.157	0.280	141.6
10	14	Julien Neveu	FRA	AUTOSPORT GP	Inter C		10	7	1:58.547	1.359	0.202	141.3
11	77	Thomas Padovani	EST	MILAN COMPETITION	Inter C		12	9	1:59.160	1.972	0.613	140.6
12	110	Jaime Hernandez	ESP	RACING TECHNOLOGY	Inter C	Gentleman	12	11	2:00.702	3.514	1.542	138.8
13	3	Denis Gibaud	FRA	MILAN COMPETITION	Inter C	Gentleman	13	8	2:03.774	6.586	3.072	135.3
Inter D												
1	4	Mathieu Blaise	FRA	RACING TECHNOLOGY	Inter D		12	6	1:59.113			140.6
2	33	Gr�egory Romano	MCO	CMR	Inter D	Gentleman	11	10	2:03.137	4.024	4.024	136.0
3	7	Franc Rouxel	FRA	AUTOMECA	Inter D	Gentleman	12	7	2:03.434	4.321	0.297	135.7
4	5	St�ephane Proux	FRA	AUTOMECA	Inter D		10	8	2:03.487	4.374	0.053	135.7

Published at:.....

Track Temp: **24.0 °C** Air Temp: **22.1 °C** Humidity: **65 %** Track **DRY**

Stewards:	Race Director:	Timekeeper: 
------------------	-----------------------	---





Circuito de Barcelona
Alpine ELF Europa Cup
Free Practice - 2
Lap Analysis



2

Vincent Beltoise

5

Stéphane Proux

CMR - CCF

AUTOMECA

Lap D	Time	Sector 1	Sector 2	Sector 3	T. Spd	Elapsed	Lap D	Time	Sector 1	Sector 2	Sector 3	T. Spd	Elapsed
1	16:46:18.085	16:44:48.574	49.835	39.676		16:46:18.085	1	16:46:03.846	16:44:33.428	49.735	40.683		16:46:03.846
2	1:59.215	34.184	46.578	38.453		16:48:17.300	2	2:07.518	35.824	49.783	41.911		16:48:11.364
3	1:58.963	34.171	46.320	38.472		16:50:16.263	3	2:08.010	36.342	49.713	41.955		16:50:19.374
4	1:59.471	33.905	46.097	39.469		16:52:15.734	4	2:09.427	37.049	51.288	41.090		16:52:28.801
5	1:58.562	33.904	46.356	38.302		16:54:14.296	5	2:05.371	35.879	49.173	40.319		16:54:34.172
6	1:58.515	33.796	46.374	38.345		16:56:12.811	6	2:13.816 P	35.827	48.967	49.022		16:56:47.988
7	1:58.722	33.673	46.596	38.453		16:58:11.533	7	3:45.705	2:15.208	49.747	40.750		17:00:33.693
8	1:58.345	33.547	46.290	38.508		17:00:09.878	8	2:03.487	35.130	48.269	40.088		17:02:37.180
9	2:04.502 P	33.751	45.961	44.790		17:02:14.380	9	2:03.951	34.894	48.518	40.539		17:04:41.131
10	4:42.413	3:15.477	46.842	40.094		17:06:56.793	10	2:15.395	42.098	51.845	41.452		17:06:56.526
11	1:59.425	33.843	46.038	39.544		17:08:56.218	11		37.063				
12	2:19.297 P	34.543	46.422	58.332		17:11:15.515							

3

Denis Gibaud

7

Franc Rouxel

MILAN COMPETITION

AUTOMECA

Lap D	Time	Sector 1	Sector 2	Sector 3	T. Spd	Elapsed	Lap D	Time	Sector 1	Sector 2	Sector 3	T. Spd	Elapsed
1	16:45:54.815	16:44:16.436	52.880	45.499		16:45:54.815	1	16:46:37.058	16:45:02.186	52.484	42.388		16:46:37.058
2	2:07.930	35.379	51.069	41.482		16:48:02.745	2	2:10.374	37.160	52.095	41.119		16:48:47.432
3	2:07.651	35.768	50.543	41.340		16:50:10.396	3	2:04.988	35.548	48.987	40.453		16:50:52.420
4	2:05.271	35.297	49.083	40.891		16:52:15.667	4	2:04.925	35.671	48.833	40.421		16:52:57.345
5	2:05.096	35.219	49.016	40.861		16:54:20.763	5	2:05.107	35.529	49.289	40.289		16:55:02.452
6	2:03.929	34.784	48.521	40.624		16:56:24.692	6	2:04.710	35.544	48.686	40.480		16:57:07.162
7	2:12.272	39.114	51.982	41.176		16:58:36.964	7	2:03.434	35.228	48.346	39.860		16:59:10.596
8	2:03.774	34.673	48.740	40.361		17:00:40.738	8	2:13.370 P	34.862	48.742	49.766		17:01:23.966
9	2:04.139	34.821	48.783	40.535		17:02:44.877	9	3:29.041	1:59.286	48.798	40.957		17:04:53.007
10	2:03.880	34.633	48.206	41.041		17:04:48.757	10	2:04.386	34.958	48.601	40.827		17:06:57.393
11	2:03.853	34.688	48.651	40.514		17:06:52.610	11	2:03.452	35.071	48.290	40.091		17:09:00.845
12	2:04.225	34.661	48.327	41.237		17:08:56.835	12	3:10.503 P	49.302	1:08.872	1:12.329		17:12:11.348
13	2:51.037 P	42.028	59.719	1:09.290		17:11:47.872							

4

Mathieu Blaise

8

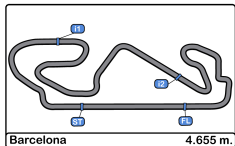
Nicolas Milan

RACING TECHNOLOGY

MILAN COMPETITION

Lap D	Time	Sector 1	Sector 2	Sector 3	T. Spd	Elapsed	Lap D	Time	Sector 1	Sector 2	Sector 3	T. Spd	Elapsed
1	16:46:19.552	16:44:49.733	49.906	39.913		16:46:19.552	1	16:47:15.992	16:45:44.469	50.825	40.698		16:47:15.992
2	1:59.762	34.002	46.987	38.773		16:48:19.314	2	2:02.399	35.501	47.780	39.118		16:49:18.391
3	2:00.075	33.808	47.014	39.253		16:50:19.389	3	1:58.581	33.596	46.824	38.161		16:51:16.972
4	1:59.232	33.956	46.744	38.532		16:52:18.621	4	1:58.266	33.391	46.659	38.216		16:53:15.238
5	2:00.029	33.817	47.438	38.774		16:54:18.650	5	1:57.243	33.349	45.918	37.976		16:55:12.481
6	1:59.113	33.764	46.935	38.414		16:56:17.763	6	1:57.188	33.338	45.843	38.007		16:57:09.669
7	2:11.454 P	33.724	47.515	50.215		16:58:29.217	7	2:13.769	33.352	57.596	42.821		16:59:23.438
8	4:17.376	2:47.771	50.435	39.170		17:02:46.593	8	1:57.987	33.922	45.821	38.244		17:01:21.425
9	2:00.081	33.846	47.616	38.619		17:04:46.674	9	1:57.639	33.405	46.031	38.203		17:03:19.064
10	1:59.687	34.124	46.792	38.771		17:06:46.361	10	1:57.595	33.419	46.044	38.132		17:05:16.659
11	1:59.793	34.054	46.589	39.150		17:08:46.154	11	2:10.471	33.545	56.432	40.494		17:07:27.130
12	2:19.533 P	34.847	49.890	54.796		17:11:05.687	12	2:27.527 P	35.246	50.610	1:01.671		17:09:54.657





Circuito de Barcelona
Alpine ELF Europa Cup
Free Practice - 2
Lap Analysis



9

Marc de Fulgencio

15

Gael Castelli

TEAM VRT

MILAN COMPETITION

Lap D	Time	Sector 1	Sector 2	Sector 3	T. Spd	Elapsed
1	16:46:01.055	16:44:30.695	49.824	40.536		16:46:01.055
2	2:03.681	34.680	48.634	40.367		16:48:04.736
3	2:02.213	34.478	48.407	39.328		16:50:06.949
4	2:01.278	34.244	47.615	39.419		16:52:08.227
5	2:00.743	34.266	47.464	39.013		16:54:08.970
6	2:07.436	36.852	50.941	39.643		16:56:16.406
7	2:00.613	34.184	47.191	39.238		16:58:17.019
8	1:59.799	33.992	47.005	38.802		17:00:16.818
9	1:59.750	33.924	46.797	39.029		17:02:16.568
10	2:00.632	34.093	47.026	39.513		17:04:17.200
11	1:59.732	34.026	46.643	39.063		17:06:16.932
12	2:00.098	34.000	46.913	39.185		17:08:17.030
13	2:21.097 P	33.867	53.597	53.633		17:10:38.127

17

Jean-Baptiste Mela

11

Sylvain Noel

AUTOSPORT GP

RACING TECHNOLOGY

Lap D	Time	Sector 1	Sector 2	Sector 3	T. Spd	Elapsed
1	16:45:53.146	16:44:25.644	48.040	39.462		16:45:53.146
2	1:59.893	34.125	47.320	38.448		16:47:53.039
3	1:58.454	33.696	46.377	38.381		16:49:51.493
4	1:58.234	33.629	46.363	38.242		16:51:49.727
5	2:03.960 P	33.418	47.372	43.170		16:53:53.687
6	6:00.229	4:25.031	54.813	40.385		16:59:53.916
7	1:58.362	33.939	46.405	38.018		17:01:52.278
8	1:57.943	33.677	46.265	38.001		17:03:50.221
9	1:57.978	33.579	46.469	37.930		17:05:48.199
10	2:43.133 P	33.981	58.515	1:10.637		17:08:31.332

Lap D	Time	Sector 1	Sector 2	Sector 3	T. Spd	Elapsed
1	16:45:58.652	16:44:31.852	47.370	39.430		16:45:58.652
2	2:00.562	33.999	47.760	38.803		16:47:59.214
3	1:59.101	33.785	46.578	38.738		16:49:58.315
4	1:59.192	33.886	46.684	38.622		16:51:57.507
5	1:58.114	33.508	46.064	38.542		16:53:55.621
6	1:58.078	33.542	46.054	38.482		16:55:53.699
7	2:05.489 P	34.062	46.796	44.631		16:57:59.188
8	3:37.081	2:11.901	46.635	38.545		17:01:36.269
9	1:58.656	33.727	46.433	38.496		17:03:34.925
10	1:58.065	33.625	46.163	38.277		17:05:32.990
11	1:58.108	33.630	46.205	38.273		17:07:31.098
12	2:16.478 P	33.567	47.219	55.692		17:09:47.576

14

Julien Neveu

AUTOSPORT GP

Lap D	Time	Sector 1	Sector 2	Sector 3	T. Spd	Elapsed
1	16:46:40.518	16:45:11.334	49.736	39.448		16:46:40.518
2	2:00.745	34.102	47.700	38.943		16:48:41.263
3	1:59.193	34.028	46.743	38.422		16:50:40.456
4	2:06.616 P	33.873	46.479	46.264		16:52:47.072
5	5:07.786	3:42.503	46.585	38.698		16:57:54.858
6	2:05.752	34.280	49.262	42.210		17:00:00.610
7	1:58.547	33.724	46.357	38.466		17:01:59.157
8	1:59.793	33.732	47.206	38.855		17:03:58.950
9	1:58.786	33.740	46.506	38.540		17:05:57.736
10	2:09.045 P	35.207	47.250	46.588		17:08:06.781

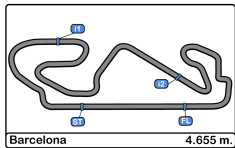
18

Pierre Macchi

AUTOSPORT GP

Lap D	Time	Sector 1	Sector 2	Sector 3	T. Spd	Elapsed
1	16:46:42.516	16:45:11.942	50.125	40.449		16:46:42.516
2	2:01.276	34.308	47.898	39.070		16:48:43.792
3	1:59.785	34.252	46.904	38.629		16:50:43.577
4	1:58.578	33.914	46.259	38.405		16:52:42.155
5	1:57.984	33.713	46.003	38.268		16:54:40.139
6	1:57.837	33.607	46.008	38.222		16:56:37.976
7	2:11.988	33.623	48.345	50.020		16:58:49.964
8	2:05.025 P	33.802	46.311	44.912		17:00:54.989
9	8:27.039 P	6:51.791	46.933	48.315		17:09:22.028





Circuito de Barcelona
Alpine ELF Europa Cup
Free Practice - 2
Lap Analysis



21

Marc Guilloit

77

Thomas Padovani

MILAN COMPETITION

MILAN COMPETITION

Lap D	Time	Sector 1	Sector 2	Sector 3	T. Spd	Elapsed	Lap D	Time	Sector 1	Sector 2	Sector 3	T. Spd	Elapsed
1	16:47:15.759	16:45:43.486	51.241	41.032		16:47:15.759	1	16:45:44.734	16:44:15.163	49.541	40.030		16:45:44.734
2	2:02.227	35.180	47.882	39.165		16:49:17.986	2	2:02.102	34.987	47.724	39.391		16:47:46.836
3	1:58.480	33.837	46.141	38.502		16:51:16.466	3	2:02.565	34.563	48.049	39.953		16:49:49.401
4	1:57.953	33.703	46.028	38.222		16:53:14.419	4	2:02.647	35.567	47.702	39.378		16:51:52.048
5	1:57.785	33.536	46.031	38.218		16:55:12.204	5	2:01.018	34.635	47.230	39.153		16:53:53.066
6	1:58.265	34.107	45.915	38.243		16:57:10.469	6	2:00.141	34.284	46.839	39.018		16:55:53.207
7	2:13.245	33.554	57.365	42.326		16:59:23.714	7	2:01.604	34.981	47.153	39.470		16:57:54.811
8	1:57.345	33.213	45.795	38.337		17:01:21.059	8	2:02.826	34.823	48.589	39.414		16:59:57.637
9	1:58.478	34.076	46.046	38.356		17:03:19.537	9	1:59.160	33.994	46.511	38.655		17:01:56.797
10	1:57.874	33.501	46.097	38.276		17:05:17.411	10	2:08.986 P	34.959	47.089	46.938		17:04:05.783
11	2:10.030	34.196	55.623	40.211		17:07:27.441	11	4:02.290	2:36.361	47.040	38.889		17:08:08.073
12	2:16.762 P	34.226	49.783	52.753		17:09:44.203	12	2:22.495 P	34.480	52.365	55.650		17:10:30.568

33

Grégory Romano

110

Jaime Hernandez

CMR

RACING TECHNOLOGY

Lap D	Time	Sector 1	Sector 2	Sector 3	T. Spd	Elapsed	Lap D	Time	Sector 1	Sector 2	Sector 3	T. Spd	Elapsed
1	16:45:57.837	16:44:26.501	50.189	41.147		16:45:57.837	1	16:46:37.418	16:45:02.780	52.204	42.434		16:46:37.418
2	2:07.965	36.494	49.539	41.932		16:48:05.802	2	2:05.576	35.988	48.941	40.647		16:48:42.994
3	2:05.375	35.920	49.089	40.366		16:50:11.177	3	2:04.301	34.981	48.889	40.431		16:50:47.295
4	2:05.815	35.364	49.015	41.436		16:52:16.992	4	2:02.987	34.909	48.007	40.071		16:52:50.282
5	2:04.227	35.376	48.624	40.227		16:54:21.219	5	2:06.477	37.327	48.902	40.248		16:54:56.759
6	2:03.685	34.891	48.492	40.302		16:56:24.904	6	2:02.714	34.729	47.875	40.110		16:56:59.473
7	2:17.241 P	35.363	49.603	52.275		16:58:42.145	7	2:10.041 P	35.092	47.756	47.193		16:59:09.514
8	4:14.291	2:44.487	48.301	41.503		17:02:56.436	8	3:15.594	1:48.476	47.880	39.238		17:02:25.108
9	2:03.917	35.428	48.391	40.098		17:05:00.353	9	2:01.090	34.902	47.051	39.137		17:04:26.198
10	2:03.137	34.996	48.322	39.819		17:07:03.490	10	2:00.894	34.309	47.175	39.410		17:06:27.092
11	2:17.389 P	34.899	48.799	53.691		17:09:20.879	11	2:00.702	34.536	47.141	39.025		17:08:27.794
12							12	2:35.174 P	35.444	1:00.819	58.911		17:11:02.968

69

Laurent Hurgon

AUTOSPORT GP-PATRICK
ROGER

Lap D	Time	Sector 1	Sector 2	Sector 3	T. Spd	Elapsed
1	16:45:49.529	16:44:21.457	49.101	38.971		16:45:49.529
2	1:58.926	33.939	46.539	38.448		16:47:48.455
3	1:58.481	33.561	46.443	38.477		16:49:46.936
4	1:58.106	33.596	46.156	38.354		16:51:45.042
5	1:57.957	33.477	46.155	38.325		16:53:42.999
6	1:57.770	33.452	46.138	38.180		16:55:40.769
7	1:57.651	33.547	45.983	38.121		16:57:38.420
8	2:10.984 P	34.959	48.176	47.849		16:59:49.404

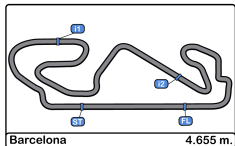
76

Pierre Sancinéna

CMR

Lap D	Time	Sector 1	Sector 2	Sector 3	T. Spd	Elapsed
1	16:46:27.776	16:44:59.368	49.320	39.088		16:46:27.776
2	1:58.062	33.810	46.085	38.167		16:48:25.838
3	1:57.378	33.635	45.781	37.962		16:50:23.216
4	2:03.714	33.505	49.413	40.796		16:52:26.930
5	1:57.443	33.448	45.889	38.106		16:54:24.373
6	2:06.653 P	33.749	47.329	45.575		16:56:31.026
7	8:53.638 P	7:16.896	51.343	45.399		17:05:24.664
8	2:57.262 P	1:20.430	49.279	47.553		17:08:21.926



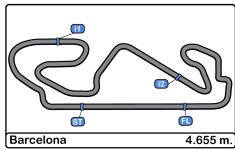


Circuit de Barcelona
Alpine ELF Europa Cup
Free Practice - 2
Best Sectors Results



Sector - 1				Sector - 2				Sector - 3				Ideal Lap vs Best Lap			
Clas	Nº	Driver	Time	Nº	Driver	Time	Nº	Driver	Time	Clas	Nº	Driver	Ideal Lap	Best Lap	Clas
1	21	Marc Guillot	33.213	76	Pierre Sancinéna	45.781	11	Sylvain Noel	37.930	1	8	Nicolas Milan	1:57.135	1:57.188	1
2	8	Nicolas Milan	33.338	21	Marc Guillot	45.795	76	Pierre Sancinéna	37.962	2	76	Pierre Sancinéna	1:57.191	1:57.378	3
3	11	Sylvain Noel	33.418	8	Nicolas Milan	45.821	8	Nicolas Milan	37.976	3	21	Marc Guillot	1:57.226	1:57.345	2
4	76	Pierre Sancinéna	33.448	2	Vincent Beltoise	45.961	15	Gael Castelli	38.047	4	15	Gael Castelli	1:57.519	1:57.563	4
5	69	Laurent Hurgon	33.452	69	Laurent Hurgon	45.983	69	Laurent Hurgon	38.121	5	69	Laurent Hurgon	1:57.556	1:57.651	5
6	15	Gael Castelli	33.461	18	Pierre Combot	46.003	21	Marc Guillot	38.218	6	11	Sylvain Noel	1:57.613	1:57.943	7
7	17	Jean-Baptiste Mela	33.508	15	Gael Castelli	46.011	18	Pierre Combot	38.222	7	2	Vincent Beltoise	1:57.810	1:58.345	9
8	2	Vincent Beltoise	33.547	17	Jean-Baptiste Mela	46.054	17	Jean-Baptiste Mela	38.273	8	18	Pierre Macchi	1:57.832	1:57.837	6
9	18	Pierre Combot	33.607	11	Sylvain Noel	46.265	2	Vincent Beltoise	38.302	9	17	Jean-Baptiste Mela	1:57.835	1:58.065	8
10	14	Julien Neveu	33.724	14	Julien Neveu	46.357	4	Mathieu Blaise	38.414	10	14	Julien Neveu	1:58.503	1:58.547	10
11	4	Mathieu Blaise	33.724	77	Thomas Padovani	46.511	14	Julien Neveu	38.422	11	4	Mathieu Blaise	1:58.727	1:59.113	11
12	9	Marc de Fulgencio	33.867	4	Mathieu Blaise	46.589	77	Thomas Padovani	38.655	12	77	Thomas Padovani	1:59.160	1:59.160	12
13	77	Thomas Padovani	33.994	9	Marc de Fulgencio	46.643	9	Marc de Fulgencio	38.802	13	9	Marc de Fulgencio	1:59.312	1:59.732	13
14	11	Jaime Hernandez	34.309	110	Jaime Hernandez	47.051	110	Jaime Hernandez	39.025	14	110	Jaime Hernandez	2:00.385	2:00.702	14
15	3	Denis Gibaud	34.633	3	Denis Gibaud	48.206	33	Grégory Romano	39.819	15	33	Grégory Romano	2:03.011	2:03.137	15
16	7	Franc Rouxel	34.862	5	Stéphane Proux	48.269	7	Franc Rouxel	39.860	16	7	Franc Rouxel	2:03.012	2:03.434	16
17	33	Grégory Romano	34.891	7	Franc Rouxel	48.290	5	Stéphane Proux	40.088	17	3	Denis Gibaud	2:03.200	2:03.774	18
18	5	Stéphane Proux	34.894	33	Grégory Romano	48.301	3	Denis Gibaud	40.361	18	5	Stéphane Proux	2:03.251	2:03.487	17



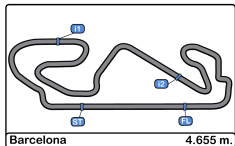


Circuito de Barcelona
Alpine ELF Europa Cup
Free Practice - 2
Best 5 Lap Times



Cls	Nº	Driver	Nat	Team	Level	Category	Best 1		Best 2		Best 3		Best 4		Best 5	
							Time	Lap	Time	Lap	Time	Lap	Time	Lap	Time	Lap
1	8	Nicolas Milan	FRA	MILAN COMPETITION	Inter C		1:57.188	6	1:57.243	5	1:57.595	10	1:57.639	9	1:57.987	8
2	21	Marc Guillot	FRA	MILAN COMPETITION	Inter C		1:57.345	8	1:57.785	5	1:57.874	10	1:57.953	4	1:58.265	6
3	76	Pierre Sancinena	FRA	CMR	Inter C		1:57.378	3	1:57.443	5	1:58.062	2	2:03.714	4	2:06.653	6
4	15	Gael Castelli	FRA	MILAN COMPETITION	Inter C		1:57.563	7	1:57.734	5	1:57.838	6	1:57.874	11	1:58.660	4
5	69	Laurent Hurgon	FRA	AUTOSPORT GP-PATRICK ROFFO	Inter C	Gentleman	1:57.651	7	1:57.770	6	1:57.957	5	1:58.106	4	1:58.481	3
6	18	Pierre Macchi	FRA	AUTOSPORT GP	Inter C		1:57.837	6	1:57.984	5	1:58.578	4	1:59.785	3	2:01.276	2
7	11	Sylvain Noel	FRA	RACING TECHNOLOGY	Inter C	Gentleman	1:57.943	8	1:57.978	9	1:58.234	4	1:58.362	7	1:58.454	3
8	17	Jean-Baptiste Mela	FRA	AUTOSPORT GP	Inter C	Junior	1:58.065	10	1:58.078	6	1:58.108	11	1:58.114	5	1:58.656	9
9	2	Vincent Beltoise	FRA	CMR - CCF	Inter C		1:58.345	8	1:58.515	6	1:58.562	5	1:58.722	7	1:58.963	3
10	14	Julien Neveu	FRA	AUTOSPORT GP	Inter C		1:58.547	7	1:58.786	9	1:59.193	3	1:59.793	8	2:00.745	2
11	4	Mathieu Blaise	FRA	RACING TECHNOLOGY	Inter D		1:59.113	6	1:59.232	4	1:59.687	10	1:59.762	2	1:59.793	11
12	77	Thomas Padovani	EST	MILAN COMPETITION	Inter C		1:59.160	9	2:00.141	6	2:01.018	5	2:01.604	7	2:02.102	2
13	9	Marc de Fulgencio	ESP	TEAM VRT	Inter B	Junior	1:59.732	11	1:59.750	9	1:59.799	8	2:00.098	12	2:00.613	7
14	110	Jaime Hernandez	ESP	RACING TECHNOLOGY	Inter C	Gentleman	2:00.702	11	2:00.894	10	2:01.090	9	2:02.714	6	2:02.987	4
15	33	Grégory Romano	MC	CMR	Inter D	Gentleman	2:03.137	10	2:03.685	6	2:03.917	9	2:04.227	5	2:05.375	3
16	7	Franc Rouxel	FRA	AUTOMECA	Inter D	Gentleman	2:03.434	7	2:04.386	10	2:04.710	6	2:04.925	4	2:04.988	3
17	5	Stéphane Proux	FRA	AUTOMECA	Inter D		2:03.487	8	2:03.951	9	2:05.371	5	2:07.518	2	2:08.010	3
18	3	Denis Gibaud	FRA	MILAN COMPETITION	Inter C	Gentleman	2:03.774	8	2:03.853	11	2:03.880	10	2:03.929	6	2:04.139	9



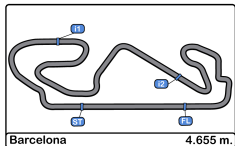


Circuito de Barcelona
Alpine ELF Europa Cup
Free Practice - 2
Fastest Laps Sequence



Lap	Time of Day	Session Time	Nº	Driver	Nat	Team	Level	Category	Time	Km/h
2	16:47:46.836	2:46.836	77	Thomas Padovani	EST	MILAN COMPETITION	Inter C		2:02.102	137.2
2	16:47:48.455	2:48.455	69	Laurent Hurgon	FRA	AUTOSPORT GP-PATRICK ROGER	Inter C	Gentleman	1:58.926	140.9
2	16:48:25.838	3:25.838	76	Pierre Sancinéna	FRA	CMR	Inter C		1:58.062	141.9
3	16:50:23.216	5:23.216	76	Pierre Sancinéna	FRA	CMR	Inter C		1:57.378	142.7
5	16:55:12.481	10:12.481	8	Nicolas Milan	FRA	MILAN COMPETITION	Inter C		1:57.243	142.9
6	16:57:09.669	12:09.669	8	Nicolas Milan	FRA	MILAN COMPETITION	Inter C		1:57.188	143.0





Circuito de Barcelona
Alpine ELF Europa Cup
Free Practice - 2
Pit Stop Analysis



2 Vincent Beltoise CMR - CCF

Nr.	In Day Time	In Time	Out Time	Pit Time	T. Pit Time	Handicap	Penalty
1	17:02:11.872	17:02:11.872	17:04:56.395	2:44.523	2:44.523		

4 Mathieu Blaise RACING TECHNOLOGY

Nr.	In Day Time	In Time	Out Time	Pit Time	T. Pit Time	Handicap	Penalty
1	16:58:26.822	16:58:26.822	17:00:42.869	2:16.047	2:16.047		

5 Stéphane Proux AUTOMECA

Nr.	In Day Time	In Time	Out Time	Pit Time	T. Pit Time	Handicap	Penalty
1	16:56:45.251	16:56:45.251	16:58:28.078	1:42.827	1:42.827		

7 Franc Rouxel Gentleman AUTOMECA

Nr.	In Day Time	In Time	Out Time	Pit Time	T. Pit Time	Handicap	Penalty
1	17:01:21.538	17:01:21.538	17:02:47.764	1:26.226	1:26.226		

11 Sylvain Noel Gentleman RACING TECHNOLOGY

Nr.	In Day Time	In Time	Out Time	Pit Time	T. Pit Time	Handicap	Penalty
1	16:53:51.223	16:53:51.223	16:57:41.283	3:50.060	3:50.060		

14 Julien Neveu AUTOSPORT GP

Nr.	In Day Time	In Time	Out Time	Pit Time	T. Pit Time	Handicap	Penalty
1	16:52:44.558	16:52:44.558	16:55:53.388	3:08.830	3:08.830		

15 Gael Castelli MILAN COMPETITION

Nr.	In Day Time	In Time	Out Time	Pit Time	T. Pit Time	Handicap	Penalty
1	16:59:45.596	16:59:45.596	17:01:59.671	2:14.075	2:14.075		

17 Jean-Baptiste Mela Junior AUTOSPORT GP

Nr.	In Day Time	In Time	Out Time	Pit Time	T. Pit Time	Handicap	Penalty
1	16:57:56.780	16:57:56.780	16:59:37.414	1:40.634	1:40.634		

18 Pierre Macchi AUTOSPORT GP

Pierre Combot

Nr.	In Day Time	In Time	Out Time	Pit Time	T. Pit Time	Handicap	Penalty
1	17:00:52.100	17:00:52.100	17:07:11.387	6:19.287	6:19.287		

33 Grégory Romano Gentleman CMR

Nr.	In Day Time	In Time	Out Time	Pit Time	T. Pit Time	Handicap	Penalty
1	16:58:39.687	16:58:39.687	17:00:51.262	2:11.575	2:11.575		

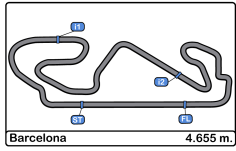
76 Pierre Sancinena CMR

Nr.	In Day Time	In Time	Out Time	Pit Time	T. Pit Time	Handicap	Penalty
1	16:56:28.596	16:56:28.596	17:03:14.362	6:45.766	6:45.766		
2	17:05:22.256	17:05:22.256	17:06:11.909	49.653	7:35.419		

77 Thomas Padovani MILAN COMPETITION

Nr.	In Day Time	In Time	Out Time	Pit Time	T. Pit Time	Handicap	Penalty
1	17:04:03.390	17:04:03.390	17:06:07.739	2:04.349	2:04.349		

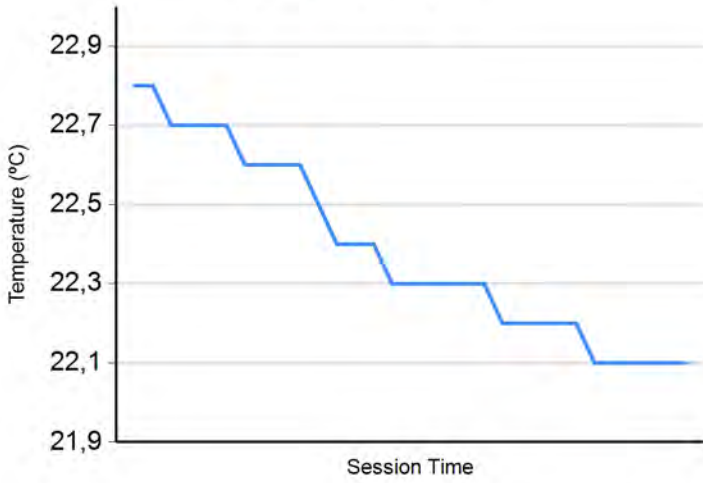




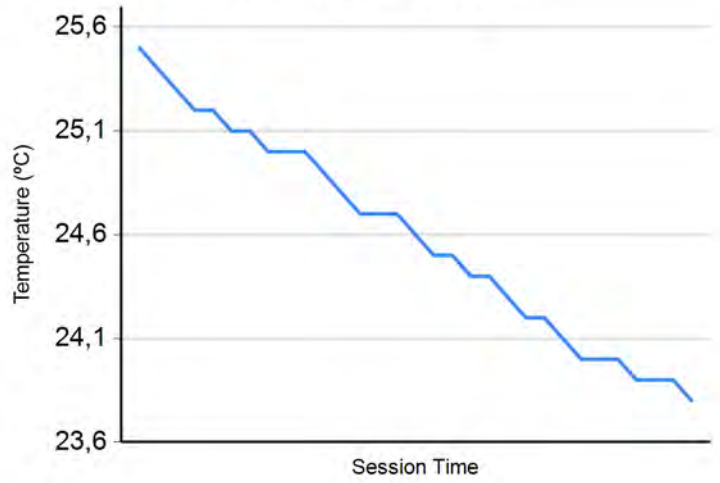
Circuito de Barcelona
Alpine ELF Europa Cup
Free Practice - 2
Weather Report



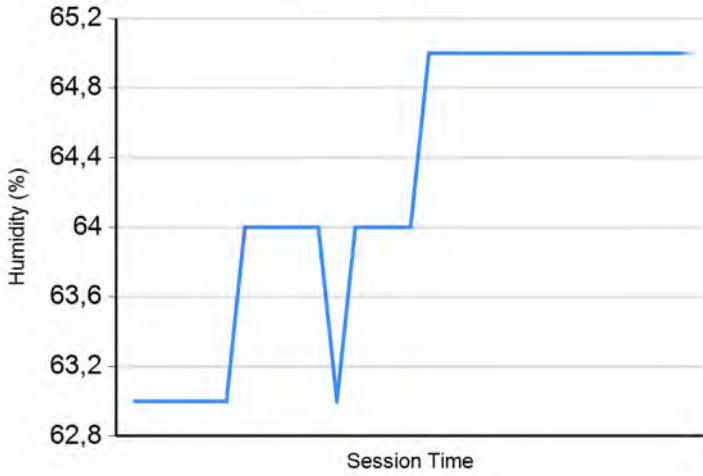
Air Temperature



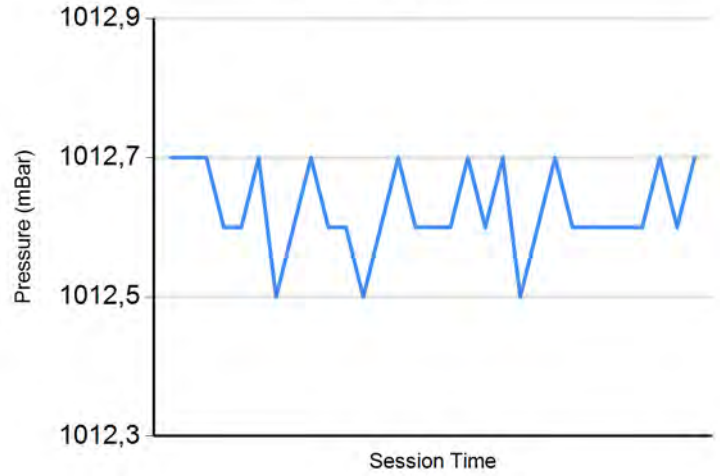
Track Temperature



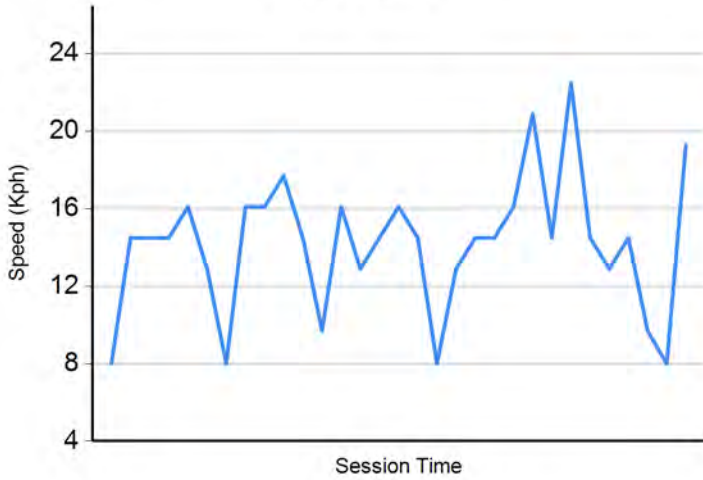
Humidity



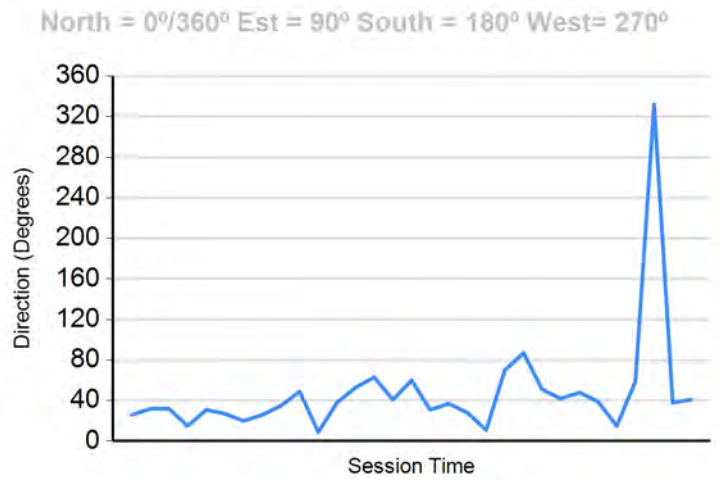
Pressure

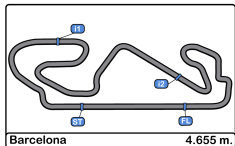


Wind Speed



Wind direction





Circuito de Barcelona
Alpine ELF Europa Cup
Free Practice 1 - 2
Results

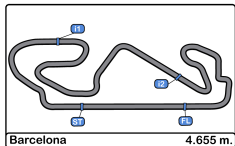


Cls	Nº	Driver	Nat	Team	Level	Cls	Category	Laps	Free Practice - 1	Free Practice - 2	Best	Gap	Interval	Km/h		
1	8	Nicolas Milan	FRA	MILAN COMPETITION	Inter C	1		26	1:58.611	8	1:57.188	6	1:57.188		143.0	
2	21	Marc Guillot	FRA	MILAN COMPETITION	Inter C	2		25	1:58.526	8	1:57.345	8	1:57.345	0.157	0.157	142.8
3	76	Pierre Sancinéna	FRA	CMR	Inter C	3		20	1:58.860	4	1:57.378	3	1:57.378	0.190	0.033	142.7
4	15	Gael Castelli	FRA	MILAN COMPETITION	Inter C	4		19	1:58.233	5	1:57.563	7	1:57.563	0.375	0.185	142.5
5	69	Laurent Hurgon	FRA	AUTOSPORT GP-PATRICK ROGER	Inter C	5	Gentleman	20	1:58.278	9	1:57.651	7	1:57.651	0.463	0.088	142.4
6	18	Pierre Macchi	FRA	AUTOSPORT GP	Inter C	6		22	2:04.721	10	1:57.837	6	1:57.837	0.649	0.186	142.2
7	11	Sylvain Noel	FRA	RACING TECHNOLOGY	Inter C	7	Gentleman	22	1:59.298	8	1:57.943	8	1:57.943	0.755	0.106	142.0
8	17	Jean-Baptiste Mela	FRA	AUTOSPORT GP	Inter C	8	Junior	15	2:01.278	2	1:58.065	10	1:58.065	0.877	0.122	141.9
9	14	Julien Neveu	FRA	AUTOSPORT GP	Inter C	9		24	1:58.118	12	1:58.547	7	1:58.118	0.930	0.053	141.8
10	2	Vincent Beltoise	FRA	CMR - CCF	Inter C	10		25	1:58.729	10	1:58.345	8	1:58.345	1.157	0.227	141.6
11	4	Mathieu Blaise	FRA	RACING TECHNOLOGY	Inter D	1		25	1:59.967	11	1:59.113	6	1:59.113	1.925	0.768	140.6
12	77	Thomas Padovani	EST	MILAN COMPETITION	Inter C	11		20	2:02.316	4	1:59.160	9	1:59.160	1.972	0.047	140.6
13	9	Marc de Fulgencio	ESP	TEAM VRT	Inter B	1	Junior	17	2:01.421	3	1:59.732	11	1:59.732	2.544	0.572	139.9
14	110	Jaime Hernandez	ESP	RACING TECHNOLOGY	Inter C	12	Gentleman	24	2:02.141	11	2:00.702	11	2:00.702	3.514	0.970	138.8
15	33	Grégory Romano	MC	CMR	Inter D	2	Gentleman	22	2:03.372	11	2:03.137	10	2:03.137	5.949	2.435	136.0
16	7	Franc Rouxel	FRA	AUTOMECA	Inter D	3	Gentleman	25	2:04.247	11	2:03.434	7	2:03.434	6.246	0.297	135.7
17	5	Stéphane Proux	FRA	AUTOMECA	Inter D	4		23	2:06.460	12	2:03.487	8	2:03.487	6.299	0.053	135.7
18	3	Denis Gibaud	FRA	MILAN COMPETITION	Inter C	13	Gentleman	26	2:04.740	8	2:03.774	8	2:03.774	6.586	0.287	135.3

Published at:.....

Stewards:	Race Director:	Timekeeper:
------------------	-----------------------	------------------------





Circuito de Barcelona
Alpine ELF Europa Cup
Qualifying - 1
Provisional Results



Cls	Nº	Driver	Nat	Team	Level	Category	Laps	Best	Time	Gap	Interval	Km/h
1	8	Nicolas Milan	FRA	MILAN COMPETITION	Inter C		10	10	2:07.754			131.1
2	21	Marc Guillot	FRA	MILAN COMPETITION	Inter C		11	11	2:07.812	0.058	0.058	131.1
3	17	Jean-Baptiste Mela	FRA	AUTOSPORT GP	Inter C	Junior	13	13	2:08.515	0.761	0.703	130.3
4	14	Julien Neveu	FRA	AUTOSPORT GP	Inter C		10	5	2:09.345	1.591	0.830	129.5
5	11	Sylvain Noel	FRA	RACING TECHNOLOGY	Inter C	Gentleman	9	9	2:09.483	1.729	0.138	129.4
6	15	Gael Castelli	FRA	MILAN COMPETITION	Inter C		8	2	2:09.932	2.178	0.449	128.9
7	69	Laurent Hurgon	FRA	AUTOSPORT GP-PATRICK ROGER	Inter C	Gentleman	12	11	2:10.412	2.658	0.480	128.5
8	76	Pierre Sancin�na	FRA	CMR	Inter C		9	9	2:11.160	3.406	0.748	127.7
9	77	Thomas Padovani	EST	MILAN COMPETITION	Inter C		12	2	2:11.330	3.576	0.170	127.6
10	110	Jaime Hernandez	ESP	RACING TECHNOLOGY	Inter C	Gentleman	8	2	2:11.514	3.760	0.184	127.4
11	9	Marc de Fulgencio	ESP	TEAM VRT	Inter B	Junior	9	9	2:11.821	4.067	0.307	127.1
12	2	Vincent Beltoise	FRA	CMR - CCF	Inter C		9	7	2:11.913	4.159	0.092	127.0
13	4	Mathieu Blaise	FRA	RACING TECHNOLOGY	Inter D		8	7	2:12.991	5.237	1.078	126.0
14	33	Gr�gory Romano	MCO	CMR	Inter D	Gentleman	12	6	2:13.691	5.937	0.700	125.3
15	5	St�phane Proux	FRA	AUTOMECA	Inter D		11	10	2:15.352	7.598	1.661	123.8
16	18	Pierre Macchi	FRA	AUTOSPORT GP	Inter D	Gentleman	10	6	2:15.448	7.694	0.096	123.7
17	3	Denis Gibaud	FRA	MILAN COMPETITION	Inter C	Gentleman	11	10	2:15.732	7.978	0.284	123.4
18	7	Franc Rouxel	FRA	AUTOMECA	Inter D	Gentleman	10	7	2:17.059	9.305	1.327	122.2

Published at:.....

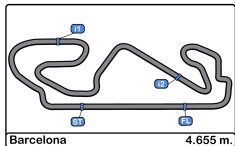
Track Temp: **16.9 °C** Air Temp: **18.8 °C** Humidity: **81 %** Track Status: **WET**

Stewards:

Race Director:

Timekeeper:






Circuito de Barcelona
Alpine ELF Europa Cup
Qualifying - 1
Provisional Results by Class



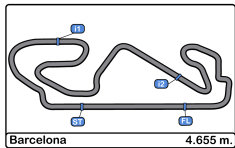
Cls	Nº	Driver	Nat	Team	Level	Category	Laps	Best	Time	Gap	Interval	Km/h
Inter B												
1	9	Marc de Fulgencio	ESP	TEAM VRT	Inter B	Junior	9	9	2:11.821			127.1
Inter C												
1	8	Nicolas Milan	FRA	MILAN COMPETITION	Inter C		10	10	2:07.754			131.1
2	21	Marc Guillot	FRA	MILAN COMPETITION	Inter C		11	11	2:07.812	0.058	0.058	131.1
3	17	Jean-Baptiste Mela	FRA	AUTOSPORT GP	Inter C	Junior	13	13	2:08.515	0.761	0.703	130.3
4	14	Julien Neveu	FRA	AUTOSPORT GP	Inter C		10	5	2:09.345	1.591	0.830	129.5
5	11	Sylvain Noel	FRA	RACING TECHNOLOGY	Inter C	Gentleman	9	9	2:09.483	1.729	0.138	129.4
6	15	Gael Castelli	FRA	MILAN COMPETITION	Inter C		8	2	2:09.932	2.178	0.449	128.9
7	69	Laurent Hurgon	FRA	AUTOSPORT GP-PATRICK ROGER	Inter C	Gentleman	12	11	2:10.412	2.658	0.480	128.5
8	76	Pierre Sancinéna	FRA	CMR	Inter C		9	9	2:11.160	3.406	0.748	127.7
9	77	Thomas Padovani	EST	MILAN COMPETITION	Inter C		12	2	2:11.330	3.576	0.170	127.6
10	110	Jaime Hernandez	ESP	RACING TECHNOLOGY	Inter C	Gentleman	8	2	2:11.514	3.760	0.184	127.4
11	2	Vincent Beltoise	FRA	CMR - CCF	Inter C		9	7	2:11.913	4.159	0.399	127.0
12	3	Denis Gibaud	FRA	MILAN COMPETITION	Inter C	Gentleman	11	10	2:15.732	7.978	3.819	123.4
Inter D												
1	4	Mathieu Blaise	FRA	RACING TECHNOLOGY	Inter D		8	7	2:12.991			126.0
2	33	Grégory Romano	MCO	CMR	Inter D	Gentleman	12	6	2:13.691	0.700	0.700	125.3
3	5	Stéphane Proux	FRA	AUTOMECA	Inter D		11	10	2:15.352	2.361	1.661	123.8
4	18	Pierre Macchi	FRA	AUTOSPORT GP	Inter D	Gentleman	10	6	2:15.448	2.457	0.096	123.7
5	7	Franc Rouxel	FRA	AUTOMECA	Inter D	Gentleman	10	7	2:17.059	4.068	1.611	122.2

Published at:.....

Track Temp: **16.9 °C** Air Temp: **18.8 °C** Humidity: **81 %** Track **WET**

Stewards:	Race Director:	Timekeeper: 
------------------	-----------------------	---





Circuito de Barcelona
Alpine ELF Europa Cup
Qualifying - 1
Lap Analysis



2 Vincent Beltoise

7 Franc Rouxel

CMR - CCF

AUTOMECA

Lap D	Time	Sector 1	Sector 2	Sector 3	T. Spd	Elapsed
1	9:47:36.166	9:45:55.918	51.732	48.516		9:47:36.166
2	2:13.790	37.396	52.185	44.209		9:49:49.956
3	2:14.327	37.950	52.041	44.336		9:52:04.283
4	2:13.587	37.466	51.611	44.510		9:54:17.870
5	2:21.211 P	37.626	52.789	50.796		9:56:39.081
6	8:33.274	6:48.049	51.661	53.564		10:05:12.355
7	2:11.913	36.890	51.536	43.487		10:07:24.268
8	2:13.255	37.821	51.589	43.845		10:09:37.523
9	2:17.841 P	37.268	52.125	48.448		10:11:55.364

Lap D	Time	Sector 1	Sector 2	Sector 3	T. Spd	Elapsed
1	9:50:08.329	9:48:24.519	57.658	46.152		9:50:08.329
2	2:20.778	38.938	53.756	48.084		9:52:29.107
3	2:19.146	39.682	53.849	45.615		9:54:48.253
4	2:18.904	40.134	53.721	45.049		9:57:07.157
5	2:19.456	38.923	53.530	47.003		9:59:26.613
6	2:18.901	39.570	53.070	46.261		10:01:45.514
7	2:17.059	38.190	53.200	45.669		10:04:02.573
8	2:27.864 P	38.756	53.240	55.868		10:06:30.437
9	6:18.463	4:23.347	1:03.482	51.634		10:12:48.900
10	2:27.266	44.761	54.877	47.628		10:15:16.166
11		43.914	58.120			

3 Denis Gibaud

8 Nicolas Milan

MILAN COMPETITION

MILAN COMPETITION

Lap D	Time	Sector 1	Sector 2	Sector 3	T. Spd	Elapsed
1	9:54:15.349	9:52:26.953	1:01.379	47.017		9:54:15.349
2	2:19.242	39.259	53.895	46.088		9:56:34.591
3	2:16.395	38.370	53.261	44.764		9:58:50.986
4	2:17.466	39.086	53.223	45.157		10:01:08.452
5	2:16.536	38.353	53.488	44.695		10:03:24.988
6	2:17.756	38.715	53.264	45.777		10:05:42.744
7	2:18.961	38.545	54.471	45.945		10:08:01.705
8	2:16.513	38.049	53.590	44.874		10:10:18.218
9	2:16.823	38.344	53.410	45.069		10:12:35.041
10	2:15.732	38.336	52.721	44.675		10:14:50.773
11	2:17.081	38.616	52.974	45.491		10:17:07.854
12		46.630	1:08.448			

Lap D	Time	Sector 1	Sector 2	Sector 3	T. Spd	Elapsed
1	9:56:55.997	9:55:12.310	56.464	47.223		9:56:55.997
2	2:18.102	39.096	53.278	45.728		9:59:14.099
3	2:15.882	38.404	52.612	44.866		10:01:29.981
4	2:13.416	37.937	51.618	43.861		10:03:43.397
5	2:12.570	37.336	51.655	43.579		10:05:55.967
6	2:12.212	37.486	50.780	43.946		10:08:08.179
7	2:10.239	36.934	50.341	42.964		10:10:18.418
8	2:09.898	36.881	50.477	42.540		10:12:28.316
9	2:09.267	36.745	50.129	42.393		10:14:37.583
10	2:07.754	36.659	49.574	41.521		10:16:45.337
11		40.663	1:00.076			

4 Mathieu Blaise

9 Marc de Fulgencio

RACING TECHNOLOGY

TEAM VRT

Lap D	Time	Sector 1	Sector 2	Sector 3	T. Spd	Elapsed
1	9:58:04.377	9:56:27.507	52.355	44.515		9:58:04.377
2	2:14.407	38.810	51.707	43.890		10:00:18.784
3	2:14.312	37.849	52.070	44.393		10:02:33.096
4	2:13.796	37.670	52.079	44.047		10:04:46.892
5	2:26.243 P	38.071	52.962	55.210		10:07:13.135
6	3:38.442	2:02.893	51.637	43.912		10:10:51.577
7	2:12.991	37.773	51.282	43.936		10:13:04.568
8	2:13.975	37.599	52.258	44.118		10:15:18.543
9		42.705	57.643			

Lap D	Time	Sector 1	Sector 2	Sector 3	T. Spd	Elapsed
1	9:57:02.747	9:55:15.328	58.395	49.024		9:57:02.747
2	2:22.637	40.875	55.306	46.456		9:59:25.384
3	2:20.794	39.437	53.439	47.918		10:01:46.178
4	2:18.479	39.095	53.670	45.714		10:04:04.657
5	2:17.248	39.109	53.134	45.005		10:06:21.905
6	2:20.081	42.940	52.732	44.409		10:08:41.986
7	2:14.081	38.278	52.094	43.709		10:10:56.067
8	2:13.680	37.862	51.777	44.041		10:13:09.747
9	2:11.821	37.693	51.177	42.951		10:15:21.568
10		44.367	1:00.184			

5 Stéphane Proux

11 Sylvain Noel

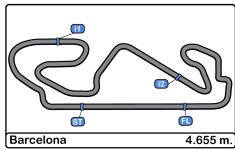
AUTOMECA

RACING TECHNOLOGY

Lap D	Time	Sector 1	Sector 2	Sector 3	T. Spd	Elapsed
1	9:48:01.874 P	9:45:57.218	1:04.790	59.866		9:48:01.874
2	5:24.951	3:44.543	54.891	45.517		9:53:26.825
3	2:18.212	39.684	52.280	46.248		9:55:45.037
4	2:22.429	40.995	53.614	47.820		9:58:07.466
5	2:18.375	39.519	53.741	45.115		10:00:25.841
6	2:16.403	38.751	52.684	44.968		10:02:42.244
7	2:16.470	38.507	53.342	44.621		10:04:58.714
8	2:23.936 P	37.958	52.223	53.755		10:07:22.650
9	3:50.470	2:13.166	52.990	44.314		10:11:13.120
10	2:15.352	37.511	52.969	44.872		10:13:28.472
11	2:18.511	38.156	52.313	48.042		10:15:46.983
12		47.826	57.896			

Lap D	Time	Sector 1	Sector 2	Sector 3	T. Spd	Elapsed
1	9:53:48.330	9:52:14.113	51.094	43.123		9:53:48.330
2	2:11.360	37.002	50.296	44.062		9:55:59.690
3	2:10.599	36.840	50.418	43.341		9:58:10.289
4	2:19.344 P	37.045	51.953	50.346		10:00:29.633
5	7:28.515	5:49.301	53.535	45.679		10:07:58.148
6	2:09.970	36.565	50.324	43.081		10:10:08.118
7	2:13.469	37.076	51.750	44.643		10:12:21.587
8	2:29.801	37.024	1:03.533	49.244		10:14:51.388
9	2:09.483	36.571	50.311	42.601		10:17:00.871
10		41.940	57.707			





Circuito de Barcelona
Alpine ELF Europa Cup
Qualifying - 1
Lap Analysis



14

Julien Neveu

18

Pierre Macchi

AUTOSPORT GP

AUTOSPORT GP

Lap D	Time	Sector 1	Sector 2	Sector 3	T. Spd	Elapsed	Lap D	Time	Sector 1	Sector 2	Sector 3	T. Spd	Elapsed
1	9:52:01.942	9:50:24.261	53.257	44.424		9:52:01.942	1 1	9:47:40.014	9:46:01.364	53.223	45.427		9:47:40.014
2	2:15.111	41.167	50.597	43.347		9:54:17.053	2 1	2:15.737	39.220	51.880	44.637		9:49:55.751
3	2:10.430	36.978	50.273	43.179		9:56:27.483	3 1	2:30.351	38.605	52.309	59.437		9:52:26.102
4	2:09.843	36.617	50.589	42.637		9:58:37.326	4 1	2:28.268	37.917	53.312	57.039		9:54:54.370
5	2:09.345	36.364	50.204	42.777		10:00:46.671	5 1	2:34.577	44.674	56.827	53.076		9:57:28.947
6	2:17.710 P	36.533	50.552	50.625		10:03:04.381	6 1	2:15.448	37.709	52.676	45.063		9:59:44.395
7	4:37.439	2:52.315	57.654	47.470		10:07:41.820	7 1	2:15.649	38.261	52.181	45.207		10:02:00.044
8	2:20.175	40.031	53.846	46.298		10:10:01.995	8 1	2:25.205 P	37.837	52.370	54.998		10:04:25.249
9	2:21.657	38.677	57.030	45.950		10:12:23.652	9 1	5:37.823	3:39.199	51.939	1:06.685		10:10:03.072
10	2:16.126	37.814	52.658	45.654		10:14:39.778	10 1	2:49.747	38.082	1:27.718	43.947		10:12:52.819
11		37.686	53.319				11 1		37.712	52.876			

15

Gael Castelli

21

Marc Guillot

MILAN COMPETITION

MILAN COMPETITION

Lap D	Time	Sector 1	Sector 2	Sector 3	T. Spd	Elapsed	Lap D	Time	Sector 1	Sector 2	Sector 3	T. Spd	Elapsed
1	9:55:31.908	9:53:58.985	50.315	42.608		9:55:31.908	1	9:53:12.052 P	9:51:16.007	59.150	56.895		9:53:12.052
2	2:09.932	36.687	50.322	42.923		9:57:41.840	2	3:41.484	1:54.030	59.173	48.281		9:56:53.536
3	2:17.976 P	37.109	50.848	50.019		9:59:59.816	3	2:19.923	39.634	54.115	46.174		9:59:13.459
4	4:37.890 P	2:44.944	59.490	53.456		10:04:37.706	4	2:18.565	40.104	53.346	45.115		10:01:32.024
5	3:59.002	2:20.182	53.991	44.829		10:08:36.708	5	2:15.615	38.233	52.981	44.401		10:03:47.639
6	2:12.739	38.682	51.161	42.896		10:10:49.447	6	2:13.240	37.967	51.567	43.706		10:06:00.879
7	2:11.256	37.538	50.877	42.841		10:13:00.703	7	2:12.291	38.057	51.103	43.131		10:08:13.170
8	2:10.512	37.703	50.305	42.504		10:15:11.215	8	2:10.911	37.568	50.648	42.695		10:10:24.081
9		40.753	52.786				9	2:11.264	37.269	51.226	42.769		10:12:35.345
							10	2:08.833	37.082	49.977	41.774		10:14:44.178
							11	2:07.812	36.940	49.234	41.638		10:16:51.990
							12		40.913	54.832			

17

Jean-Baptiste Mela

33

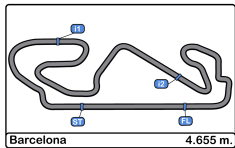
Grégory Romano

AUTOSPORT GP

CMR

Lap D	Time	Sector 1	Sector 2	Sector 3	T. Spd	Elapsed	Lap D	Time	Sector 1	Sector 2	Sector 3	T. Spd	Elapsed
1	9:47:19.037	9:45:46.182	50.442	42.413		9:47:19.037	1	9:47:38.694	9:45:59.426	52.719	46.549		9:47:38.694
2	2:09.737	36.644	50.413	42.680		9:49:28.774	2	2:14.890	38.404	52.248	44.238		9:49:53.584
3	2:35.700	57.983	53.820	43.897		9:52:04.474	3	2:14.515	38.595	51.767	44.153		9:52:08.099
4	2:11.003	36.599	50.601	43.803		9:54:15.477	4	2:14.394	38.240	52.243	43.911		9:54:22.493
5	2:13.581	37.402	52.520	43.659		9:56:29.058	5	2:15.115	38.141	52.221	44.753		9:56:37.608
6	2:12.013	37.460	51.269	43.284		9:58:41.071	6	2:13.691	37.762	52.005	43.924		9:58:51.299
7	2:18.113 P	37.466	51.446	49.201		10:00:59.184	7	2:37.568 P	37.862	51.670	1:08.036		10:01:28.867
8	4:36.528	2:51.315	57.332	47.881		10:05:35.712	8	4:46.894	3:09.927	51.882	45.085		10:06:15.761
9	2:19.298	41.257	53.543	44.498		10:07:55.010	9	2:15.366	38.160	52.323	44.883		10:08:31.127
10	2:14.921	38.500	52.857	43.564		10:10:09.931	10	2:14.627	38.131	52.355	44.141		10:10:45.754
11	2:12.363	38.003	51.764	42.596		10:12:22.294	11	2:16.283	38.587	52.574	45.122		10:13:02.037
12	2:09.918	37.175	50.697	42.046		10:14:32.212	12	2:14.348	38.382	52.103	43.863		10:15:16.385
13	2:08.515	36.779	49.822	41.914		10:16:40.727	13		43.391	1:03.729			
14		36.968	49.523										





Circuito de Barcelona
Alpine ELF Europa Cup
Qualifying - 1
Lap Analysis



69

Laurent Hurgon

AUTOSPORT GP-PATRICK
 ROGER

Lap D	Time	Sector 1	Sector 2	Sector 3	T. Spd	Elapsed
1	9:47:22.264	9:45:45.647	52.345	44.272		9:47:22.264
2	2:13.260	37.533	51.319	44.408		9:49:35.524
3	2:13.199	37.375	51.711	44.113		9:51:48.723
4	2:13.442	37.649	51.470	44.323		9:54:02.165
5	2:20.377 P	37.271	51.600	51.506		9:56:22.542
6	5:40.128	3:56.565	55.007	48.556		10:02:02.670
7	2:17.299	39.187	52.897	45.215		10:04:19.969
8	2:14.873	38.162	51.705	45.006		10:06:34.842
9	2:12.614	37.679	50.897	44.038		10:08:47.456
10	2:10.558	37.078	50.299	43.181		10:10:58.014
11	2:10.412	37.043	50.526	42.843		10:13:08.426
12	2:10.580	36.987	50.433	43.160		10:15:19.006
13		42.791	53.673			

110

Jaime Hernandez

RACING TECHNOLOGY

Lap D	Time	Sector 1	Sector 2	Sector 3	T. Spd	Elapsed
1	9:58:04.516	9:56:28.471	51.874	44.171		9:58:04.516
2	2:11.514	37.308	51.259	42.947		10:00:16.030
3	2:11.839	37.660	50.778	43.401		10:02:27.869
4	2:12.942	37.817	51.273	43.852		10:04:40.811
5	2:12.955	38.092	51.460	43.403		10:06:53.766
6	2:23.576 P	38.202	51.762	53.612		10:09:17.342
7	3:48.820	2:13.933	51.006	43.881		10:13:06.162
8	2:14.698	37.487	51.166	46.045		10:15:20.860
9		44.468	59.364			

76

Pierre Sancinena

CMR

Lap D	Time	Sector 1	Sector 2	Sector 3	T. Spd	Elapsed
1	9:54:03.209	9:52:26.992	52.447	43.770		9:54:03.209
2	2:11.671	36.958	51.263	43.450		9:56:14.880
3	2:11.207	37.126	50.768	43.313		9:58:26.087
4	2:11.919	37.174	51.210	43.535		10:00:38.006
5	2:22.657 P	37.307	55.078	50.272		10:03:00.663
6	5:51.282	4:17.442	50.761	43.079		10:08:51.945
7	2:11.287	37.170	51.176	42.941		10:11:03.232
8	2:11.398	37.169	50.924	43.305		10:13:14.630
9	2:11.160	37.187	50.875	43.098		10:15:25.790
10		42.399	59.212			

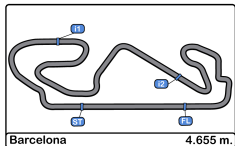
77

Thomas Padovani

MILAN COMPETITION

Lap D	Time	Sector 1	Sector 2	Sector 3	T. Spd	Elapsed
1	9:47:31.002	9:45:54.216	52.584	44.202		9:47:31.002
2	2:11.330	37.167	51.245	42.918		9:49:42.332
3	2:11.734	38.063	50.541	43.130		9:51:54.066
4	2:11.687	37.114	51.169	43.404		9:54:05.753
5	2:11.495	37.102	51.054	43.339		9:56:17.248
6	2:11.586	37.083	51.007	43.496		9:58:28.834
7	2:11.758	37.318	51.051	43.389		10:00:40.592
8	2:19.078 P	37.155	51.528	50.395		10:02:59.670
9	5:15.921	3:28.578	59.134	48.209		10:08:15.591
10	2:20.033	41.220	53.479	45.334		10:10:35.624
11	2:15.424	38.595	52.400	44.429		10:12:51.048
12	2:14.554	38.339	52.600	43.615		10:15:05.602
13		41.879	57.045			



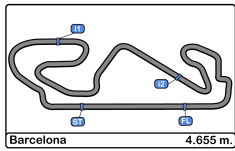


Circuito de Barcelona
Alpine ELF Europa Cup
Qualifying - 1
Best Sectors Results



Sector - 1			Sector - 2			Sector - 3			Ideal Lap vs Best Lap						
Clas	Nº	Driver	Time	Nº	Driver	Time	Nº	Driver	Time	Clas	Nº	Driver	Ideal Lap	Best Lap	Clas
1	14	Julien Neveu	36.364	21	Marc Guillot	49.234	8	Nicolas Milan	41.521	1	8	Nicolas Milan	2:07.754	2:07.754	1
2	11	Sylvain Noel	36.565	17	Jean-Baptiste Mela	49.523	21	Marc Guillot	41.638	2	21	Marc Guillot	2:07.812	2:07.812	2
3	17	Jean-Baptiste Mela	36.599	8	Nicolas Milan	49.574	17	Jean-Baptiste Mela	41.914	3	17	Jean-Baptiste Mela	2:08.036	2:08.515	3
4	8	Nicolas Milan	36.659	14	Julien Neveu	50.204	15	Gael Castelli	42.504	4	14	Julien Neveu	2:09.205	2:09.345	4
5	15	Gael Castelli	36.687	11	Sylvain Noel	50.296	11	Sylvain Noel	42.601	5	11	Sylvain Noel	2:09.462	2:09.483	5
6	2	Vincent Beltoise	36.890	69	Laurent Hurgon	50.299	14	Julien Neveu	42.637	6	15	Gael Castelli	2:09.496	2:09.932	6
7	21	Marc Guillot	36.940	15	Gael Castelli	50.305	69	Laurent Hurgon	42.843	7	69	Laurent Hurgon	2:10.129	2:10.412	7
8	76	Pierre Sancinéna	36.958	77	Thomas Padovani	50.541	77	Thomas Padovani	42.918	8	77	Thomas Padovani	2:10.542	2:11.330	9
9	69	Laurent Hurgon	36.987	76	Pierre Sancinéna	50.761	76	Pierre Sancinéna	42.941	9	76	Pierre Sancinéna	2:10.660	2:11.160	8
10	77	Thomas Padovani	37.083	110	Jaime Hernandez	50.778	110	Jaime Hernandez	42.947	10	110	Jaime Hernandez	2:11.033	2:11.514	10
11	11	Jaime Hernandez	37.308	9	Marc de Fulgencio	51.177	9	Marc de Fulgencio	42.951	11	9	Marc de Fulgencio	2:11.821	2:11.821	11
12	5	Stéphane Proux	37.511	4	Mathieu Blaise	51.282	2	Vincent Beltoise	43.487	12	2	Vincent Beltoise	2:11.913	2:11.913	12
13	4	Mathieu Blaise	37.599	2	Vincent Beltoise	51.536	33	Grégory Romano	43.863	13	4	Mathieu Blaise	2:12.771	2:12.991	13
14	9	Marc de Fulgencio	37.693	33	Grégory Romano	51.670	4	Mathieu Blaise	43.890	14	33	Grégory Romano	2:13.295	2:13.691	14
15	18	Pierre Macchi	37.709	18	Pierre Macchi	51.880	18	Pierre Macchi	43.947	15	18	Pierre Macchi	2:13.536	2:15.448	16
16	33	Grégory Romano	37.762	5	Stéphane Proux	52.223	5	Stéphane Proux	44.314	16	5	Stéphane Proux	2:14.048	2:15.352	15
17	3	Denis Gibaud	38.049	3	Denis Gibaud	52.721	3	Denis Gibaud	44.675	17	3	Denis Gibaud	2:15.445	2:15.732	17
18	7	Franc Rouxel	38.190	7	Franc Rouxel	53.070	7	Franc Rouxel	45.049	18	7	Franc Rouxel	2:16.309	2:17.059	18



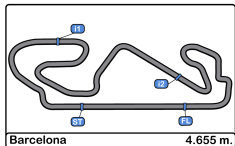


Circuito de Barcelona
Alpine ELF Europa Cup
Qualifying - 1
Best 5 Lap Times



Cls	Nº	Driver	Nat	Team	Level	Category	Best 1		Best 2		Best 3		Best 4		Best 5	
							Time	Lap	Time	Lap	Time	Lap	Time	Lap	Time	Lap
1	8	Nicolas Milan	FRA	MILAN COMPETITION	Inter C		2:07.754	10	2:09.267	9	2:09.898	8	2:10.239	7	2:12.212	6
2	21	Marc Guillot	FRA	MILAN COMPETITION	Inter C		2:07.812	11	2:08.833	10	2:10.911	8	2:11.264	9	2:12.291	7
3	17	Jean-Baptiste Mela	FRA	AUTOSPORT GP	Inter C	Junior	2:08.515	13	2:09.737	2	2:09.918	12	2:11.003	4	2:12.013	6
4	14	Julien Neveu	FRA	AUTOSPORT GP	Inter C		2:09.345	5	2:09.843	4	2:10.430	3	2:15.111	2	2:16.126	10
5	11	Sylvain Noel	FRA	RACING TECHNOLOGY	Inter C	Gentleman	2:09.483	9	2:09.970	6	2:10.599	3	2:11.360	2	2:13.469	7
6	15	Gael Castelli	FRA	MILAN COMPETITION	Inter C		2:09.932	2	2:10.512	8	2:11.256	7	2:12.739	6	2:17.976	3
7	69	Laurent Hurgon	FRA	AUTOSPORT GP-PATRICK BOFFA	Inter C	Gentleman	2:10.412	11	2:10.558	10	2:10.580	12	2:12.614	9	2:13.199	3
8	76	Pierre Sancinéna	FRA	CMR	Inter C		2:11.160	9	2:11.207	3	2:11.287	7	2:11.398	8	2:11.671	2
9	77	Thomas Padovani	EST	MILAN COMPETITION	Inter C		2:11.330	2	2:11.495	5	2:11.586	6	2:11.687	4	2:11.734	3
10	110	Jaime Hernandez	ESP	RACING TECHNOLOGY	Inter C	Gentleman	2:11.514	2	2:11.839	3	2:12.942	4	2:12.955	5	2:14.698	8
11	9	Marc de Fulgencio	ESP	TEAM VRT	Inter B	Junior	2:11.821	9	2:13.680	8	2:14.081	7	2:17.248	5	2:18.479	4
12	2	Vincent Beltoise	FRA	CMR - CCF	Inter C		2:11.913	7	2:13.255	8	2:13.587	4	2:13.790	2	2:14.327	3
13	4	Mathieu Blaise	FRA	RACING TECHNOLOGY	Inter D		2:12.991	7	2:13.796	4	2:13.975	8	2:14.312	3	2:14.407	2
14	33	Grégory Romano	MC	CMR	Inter D	Gentleman	2:13.691	6	2:14.348	12	2:14.394	4	2:14.515	3	2:14.627	10
15	5	Stéphane Proux	FRA	AUTOMECA	Inter D		2:15.352	10	2:16.403	6	2:16.470	7	2:18.212	3	2:18.375	5
16	18	Pierre Macchi	FRA	AUTOSPORT GP	Inter D	Gentleman	2:15.448	6	2:15.649	7	2:15.737	2	2:25.205	8	2:28.268	4
17	3	Denis Gibaud	FRA	MILAN COMPETITION	Inter C	Gentleman	2:15.732	10	2:16.395	3	2:16.513	8	2:16.536	5	2:16.823	9
18	7	Franc Rouxel	FRA	AUTOMECA	Inter D	Gentleman	2:17.059	7	2:18.901	6	2:18.904	4	2:19.146	3	2:19.456	5



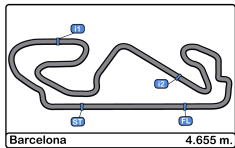


Circuito de Barcelona
Alpine ELF Europa Cup
Qualifying - 1
Fastest Laps Sequence



Lap	Time of Day	Session Time	Nº	Driver	Nat	Team	Level	Category	Time	Km/h
2	9:49:28.774	4:28.774	17	Jean-Baptiste Mela	FRA	AUTOSPORT GP	Inter C	Junior	2:09.737	129.1
5	10:00:46.671	15:46.671	14	Julien Neveu	FRA	AUTOSPORT GP	Inter C		2:09.345	129.5
9	10:14:37.583	29:37.583	8	Nicolas Milan	FRA	MILAN COMPETITION	Inter C		2:09.267	129.6
10	10:14:44.178	29:44.178	21	Marc Guillot	FRA	MILAN COMPETITION	Inter C		2:08.833	130.0
13	10:16:40.727	31:40.727	17	Jean-Baptiste Mela	FRA	AUTOSPORT GP	Inter C	Junior	2:08.515	130.3
10	10:16:45.337	31:45.337	8	Nicolas Milan	FRA	MILAN COMPETITION	Inter C		2:07.754	131.1





Circuito de Barcelona
Alpine ELF Europa Cup
Qualifying - 1
Pit Stop Analysis



2 Vincent Beltoise CMR - CCF

Nr.	In Day Time	In Time	Out Time	Pit Time	T. Pit Time	Handicap	Penalty
1	9:56:36.692	9:56:36.692	10:02:50.401	6:13.709	6:13.709		

4 Mathieu Blaise RACING TECHNOLOGY

Nr.	In Day Time	In Time	Out Time	Pit Time	T. Pit Time	Handicap	Penalty
1	10:07:10.750	10:07:10.750	10:08:38.467	1:27.717	1:27.717		

5 Stéphane Proux AUTOMECA

Nr.	In Day Time	In Time	Out Time	Pit Time	T. Pit Time	Handicap	Penalty
1	9:47:59.150	9:47:59.150	9:51:05.328	3:06.178	3:06.178		
2	10:07:19.507	10:07:19.507	10:08:58.391	1:38.884	4:45.062		

7 Franc Rouxel Gentleman AUTOMECA

Nr.	In Day Time	In Time	Out Time	Pit Time	T. Pit Time	Handicap	Penalty
1	10:06:27.964	10:06:27.964	10:10:04.105	3:36.141	3:36.141		

11 Sylvain Noel Gentleman RACING TECHNOLOGY

Nr.	In Day Time	In Time	Out Time	Pit Time	T. Pit Time	Handicap	Penalty
1	10:00:26.866	10:00:26.866	10:05:35.955	5:09.089	5:09.089		

14 Julien Neveu AUTOSPORT GP

Nr.	In Day Time	In Time	Out Time	Pit Time	T. Pit Time	Handicap	Penalty
1	10:03:01.807	10:03:01.807	10:05:12.560	2:10.753	2:10.753		

15 Gael Castelli MILAN COMPETITION

Nr.	In Day Time	In Time	Out Time	Pit Time	T. Pit Time	Handicap	Penalty
1	9:59:57.421	9:59:57.421	10:02:03.412	2:05.991	2:05.991		
2	10:04:35.075	10:04:35.075	10:06:18.929	1:43.854	3:49.845		

17 Jean-Baptiste Mela Junior AUTOSPORT GP

Nr.	In Day Time	In Time	Out Time	Pit Time	T. Pit Time	Handicap	Penalty
1	10:00:56.790	10:00:56.790	10:03:06.498	2:09.708	2:09.708		

18 Pierre Macchi Gentleman AUTOSPORT GP
 Pierre Combot

Nr.	In Day Time	In Time	Out Time	Pit Time	T. Pit Time	Handicap	Penalty
1	10:04:21.392	10:04:21.392	10:07:21.509	3:00.117	3:00.117		

21 Marc Guillot MILAN COMPETITION

Nr.	In Day Time	In Time	Out Time	Pit Time	T. Pit Time	Handicap	Penalty
1	9:53:08.981	9:53:08.981	9:54:24.640	1:15.659	1:15.659		

33 Grégory Romano Gentleman CMR

Nr.	In Day Time	In Time	Out Time	Pit Time	T. Pit Time	Handicap	Penalty
1	10:01:26.267	10:01:26.267	10:04:01.533	2:35.266	2:35.266		

69 Laurent Hurgon Gentleman AUTOSPORT GP-PATRICK ROGER

Nr.	In Day Time	In Time	Out Time	Pit Time	T. Pit Time	Handicap	Penalty
1	9:56:19.033	9:56:19.033	9:59:37.412	3:18.379	3:18.379		

76 Pierre Sancinena CMR

Nr.	In Day Time	In Time	Out Time	Pit Time	T. Pit Time	Handicap	Penalty
1	10:02:58.161	10:02:58.161	10:06:42.535	3:44.374	3:44.374		

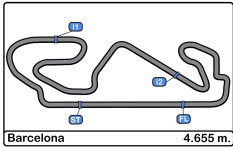
77 Thomas Padovani MILAN COMPETITION

Nr.	In Day Time	In Time	Out Time	Pit Time	T. Pit Time	Handicap	Penalty
1	10:02:57.019	10:02:57.019	10:05:24.982	2:27.963	2:27.963		

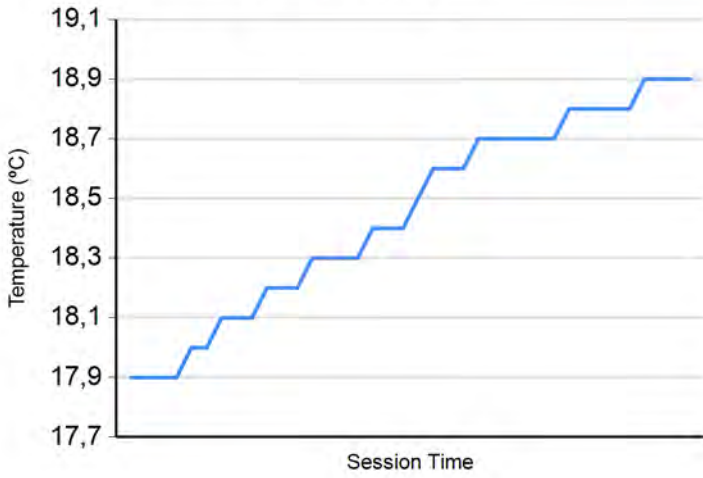
110 Jaime Hernandez Gentleman RACING TECHNOLOGY

Nr.	In Day Time	In Time	Out Time	Pit Time	T. Pit Time	Handicap	Penalty
1	10:09:14.921	10:09:14.921	10:10:53.496	1:38.575	1:38.575		

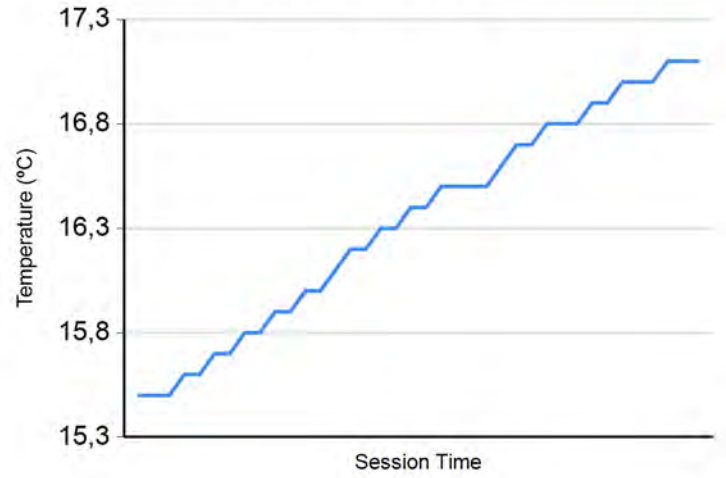




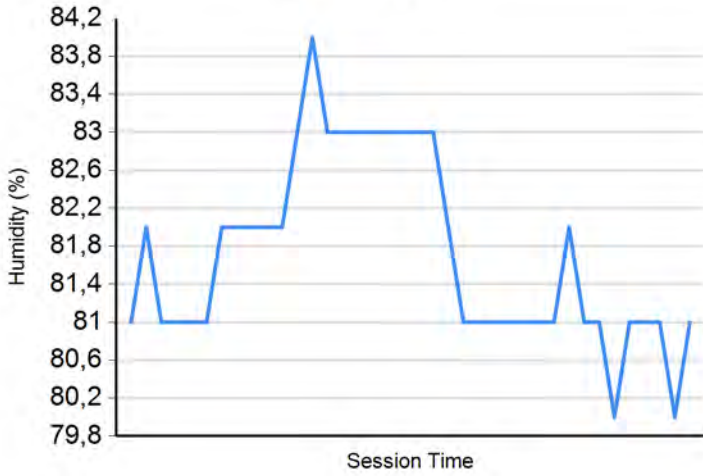
Air Temperature



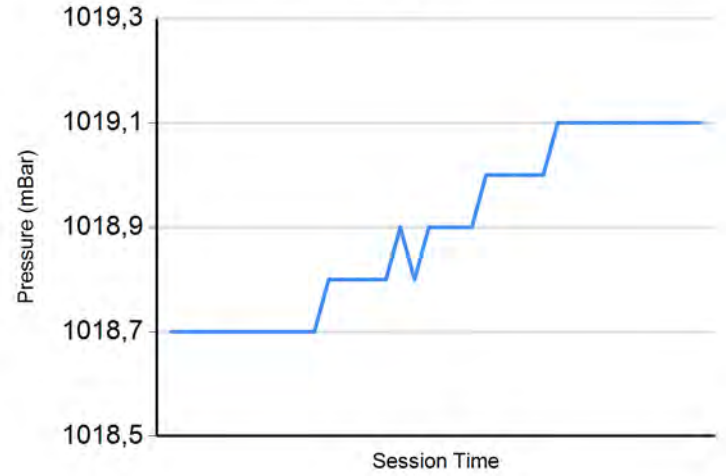
Track Temperature



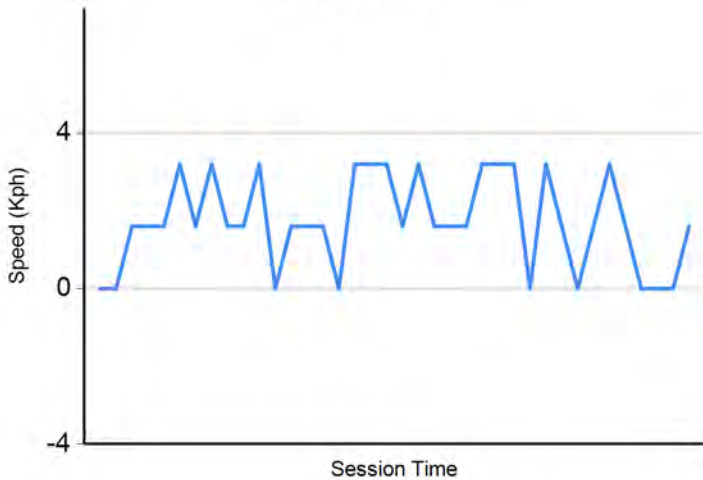
Humidity



Pressure

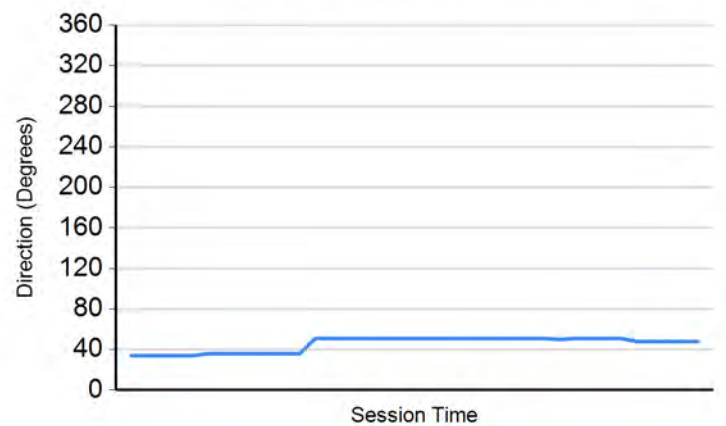


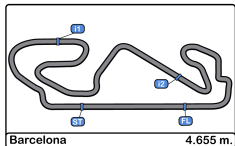
Wind Speed



Wind direction

North = 0°/360° Est = 90° South = 180° West = 270°





Circuito de Barcelona
Alpine ELF Europa Cup
Qualifying - 1
Final Results



Cls	Nº	Driver	Nat	Team	Level	Category	Laps	Best	Time	Gap	Interval	Km/h
1	8	Nicolas Milan	FRA	MILAN COMPETITION	Inter C		10	10	2:07.754			131.1
2	21	Marc Guillot	FRA	MILAN COMPETITION	Inter C		11	11	2:07.812	0.058	0.058	131.1
3	17	Jean-Baptiste Mela	FRA	AUTOSPORT GP	Inter C	Junior	13	13	2:08.515	0.761	0.703	130.3
4	14	Julien Neveu	FRA	AUTOSPORT GP	Inter C		10	5	2:09.345	1.591	0.830	129.5
5	11	Sylvain Noel	FRA	RACING TECHNOLOGY	Inter C	Gentleman	9	9	2:09.483	1.729	0.138	129.4
6	15	Gael Castelli	FRA	MILAN COMPETITION	Inter C		8	2	2:09.932	2.178	0.449	128.9
7	69	Laurent Hurgon	FRA	AUTOSPORT GP-PATRICK ROGER	Inter C	Gentleman	12	11	2:10.412	2.658	0.480	128.5
8	76	Pierre Sancinéna	FRA	CMR	Inter C		9	9	2:11.160	3.406	0.748	127.7
9	77	Thomas Padovani	EST	MILAN COMPETITION	Inter C		12	2	2:11.330	3.576	0.170	127.6
10	110	Jaime Hernandez	ESP	RACING TECHNOLOGY	Inter C	Gentleman	8	2	2:11.514	3.760	0.184	127.4
11	9	Marc de Fulgencio	ESP	TEAM VRT	Inter B	Junior	9	9	2:11.821	4.067	0.307	127.1
12	2	Vincent Beltoise	FRA	CMR - CCF	Inter C		9	7	2:11.913	4.159	0.092	127.0
13	4	Mathieu Blaise	FRA	RACING TECHNOLOGY	Inter D		8	7	2:12.991	5.237	1.078	126.0
14	33	Grégory Romano	MCO	CMR	Inter D	Gentleman	12	6	2:13.691	5.937	0.700	125.3
15	5	Stéphane Proux	FRA	AUTOMECA	Inter D		11	10	2:15.352	7.598	1.661	123.8
16	18	Pierre Macchi	FRA	AUTOSPORT GP	Inter D	Gentleman	10	6	2:15.448	7.694	0.096	123.7
17	3	Denis Gibaud	FRA	MILAN COMPETITION	Inter C	Gentleman	11	10	2:15.732	7.978	0.284	123.4
18	7	Franc Rouxel	FRA	AUTOMECA	Inter D	Gentleman	10	7	2:17.059	9.305	1.327	122.2

Published at:.....

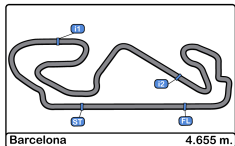
Track Temp: **16.9 °C** Air Temp: **18.8 °C** Humidity: **81 %** Track Status: **WET**

Stewards:

Race Director:

Timekeeper:



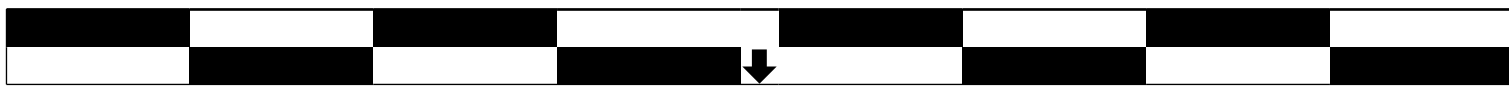


Circuito de Barcelona
Alpine ELF Europa Cup
Race - 1



Starting Grid

17	3	Denis Gibaud	2:15.732	18	7	Franc Rouxel	2:17.059
15	5	Stéphane Proux	2:15.352	16	18	Pierre Macchi	2:15.448
13	4	Mathieu Blaise	2:12.991	14	33	Grégory Romano	2:13.691
11	9	Marc de Fulgencio	2:11.821	12	2	Vincent Beltoise	2:11.913
9	77	Thomas Padovani	2:11.330	10	110	Jaime Hernandez	2:11.514
7	69	Laurent Hurgon	2:10.412	8	76	Pierre Sancinéna	2:11.160
5	11	Sylvain Noel	2:09.483	6	15	Gael Castelli	2:09.932
3	17	Jean-Baptiste Mela	2:08.515	4	14	Julien Neveu	2:09.345
1	8	Nicolas Milan	2:07.754	2	21	Marc Guillot	2:07.812



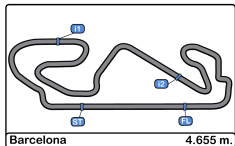
Pole

Published at:.....

Stewards:

Timekeeper:





Circuito de Barcelona
Alpine ELF Europa Cup
Race - 1
Provisional Results



Cls	Nº	Driver	Nat	Team	Level	Category	Laps	Total Time	Gap	Interval	Km/h	Best	Time	Km/h
1	8	Nicolas Milan	FRA	MILAN COMPETITION	Inter C		14	28:47.249			135.8	9	1:57.733	142.3
2	21	Marc Guillot	FRA	MILAN COMPETITION	Inter C		14	28:47.391	0.142	0.142	135.8	6	1:57.684	142.3
3	15	Gael Castelli	FRA	MILAN COMPETITION	Inter C		14	28:49.310	2.061	1.919	135.6	9	1:57.552	142.5
4	14	Julien Neveu	FRA	AUTOSPORT GP	Inter C		14	28:50.269	3.020	0.959	135.5	9	1:57.823	142.2
5	11	Sylvain Noel	FRA	RACING TECHNOLOGY	Inter C	Gentleman	14	28:51.742	4.493	1.473	135.4	4	1:57.946	142.0
6	76	Pierre Sancin�ena	FRA	CMR	Inter C		14	28:52.298	5.049	0.556	135.4	8	1:57.704	142.3
7	9	Marc de Fulgencio	ESP	TEAM VRT	Inter B	Junior	14	29:05.137	17.888	12.839	134.4	3	1:58.899	140.9
8	4	Mathieu Blaise	FRA	RACING TECHNOLOGY	Inter D		14	29:14.570	27.321	9.433	133.7	5	1:59.103	140.7
9	17	Jean-Baptiste Mela	FRA	AUTOSPORT GP	Inter C	Junior	14	29:22.987	35.738	8.417	133.0	4	1:57.906	142.1
10	77	Thomas Padovani	EST	MILAN COMPETITION	Inter C		14	29:25.386	38.137	2.399	132.8	4	1:59.241	140.5
11	33	Gr�egory Romano	MC	CMR	Inter D	Gentleman	14	29:54.145	1:06.896	28.759	130.7	11	2:02.354	136.9
12	7	Franc Rouxel	FRA	AUTOMECA	Inter D	Gentleman	14	30:23.280	1:36.031	29.135	128.6	8	2:03.415	135.7
13	5	St�ephane Proux	FRA	AUTOMECA	Inter D		14	30:29.740	1:42.491	6.460	128.2	11	2:04.351	134.7
14	110	Jaime Hernandez	ESP	RACING TECHNOLOGY	Inter C	Gentleman	12	30:29.404	2 Laps	2 Laps	109.9	8	2:00.383	139.2
Not classified: (Requirements: 75% of number laps of leader = 11 Laps)														
	69	Laurent Hurgon	FRA	AUTOSPORT GP-PATRICK ROGER	Inter C	Gentleman	10	20:53.523	4 Laps	2 Laps	133.6	6	1:57.906	142.1
	3	Denis Gibaud	FRA	MILAN COMPETITION	Inter C	Gentleman	6	15:33.795	8 Laps	4 Laps	107.6	5	2:03.902	135.2
	2	Vincent Beltoise	FRA	CMR - CCF	Inter C		3	7:08.181	11 Laps	3 Laps	117.4	3	1:59.447	140.2
	18	Pierre Macchi	FRA	AUTOSPORT GP	Inter D	Gentleman	1	6:05.838	13 Laps	2 Laps	45.8	1	6:05.838	45.8

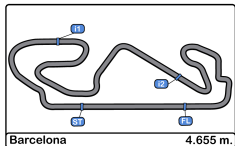
Fastest lap Gael Castelli in 1:57.552 at 142.6 Km/h in lap 9

Published at:.....

Track Temp: **27.9  C** Air Temp: **24.2  C** Humidity: **52 %** Track Status: **DRY**

Stewards:	Race Director:	Timekeeper:
------------------	-----------------------	------------------------





Circuito de Barcelona
Alpine ELF Europa Cup
Race - 1
Provisional Results by Class



Cla	Nº	Driver	Nat	Team	Level	Category	Laps	Total Time	Gap	Interval	Km/h	Best	Time	Km/h
Inter B														
1	9	Marc de Fulgencio	ESP	TEAM VRT	Inter B	Junior	14	29:05.137			134.4	3	1:58.899	140.9
Inter C														
1	8	Nicolas Milan	FRA	MILAN COMPETITION	Inter C		14	28:47.249			135.8	9	1:57.733	142.3
2	21	Marc Guillot	FRA	MILAN COMPETITION	Inter C		14	28:47.391	0.142	0.142	135.8	6	1:57.684	142.3
3	15	Gael Castelli	FRA	MILAN COMPETITION	Inter C		14	28:49.310	2.061	1.919	135.6	9	1:57.552	142.5
4	14	Julien Neveu	FRA	AUTOSPORT GP	Inter C		14	28:50.269	3.020	0.959	135.5	9	1:57.823	142.2
5	11	Sylvain Noel	FRA	RACING TECHNOLOGY	Inter C	Gentleman	14	28:51.742	4.493	1.473	135.4	4	1:57.946	142.0
6	76	Pierre Sancinéna	FRA	CMR	Inter C		14	28:52.298	5.049	0.556	135.4	8	1:57.704	142.3
7	17	Jean-Baptiste Mela	FRA	AUTOSPORT GP	Inter C	Junior	14	29:22.987	35.738	30.689	133.0	4	1:57.906	142.1
8	77	Thomas Padovani	EST	MILAN COMPETITION	Inter C		14	29:25.386	38.137	2.399	132.8	4	1:59.241	140.5
9	110	Jaime Hernandez	ESP	RACING TECHNOLOGY	Inter C	Gentleman	12	30:29.404	2 Laps	2 Laps	109.9	8	2:00.383	139.2
Not classified: (Requirements: 75% of number laps of leader = 11 Laps)														
69		Laurent Hurgon	FRA	AUTOSPORT GP-PATRICK ROGER	Inter C	Gentleman	10	20:53.523	4 Laps	2 Laps	133.6	6	1:57.906	142.1
3		Denis Gibaud	FRA	MILAN COMPETITION	Inter C	Gentleman	6	15:33.795	8 Laps	4 Laps	107.6	5	2:03.902	135.2
2		Vincent Beltoise	FRA	CMR - CCF	Inter C		3	7:08.181	11 Laps	3 Laps	117.4	3	1:59.447	140.2
Inter D														
1	4	Mathieu Blaise	FRA	RACING TECHNOLOGY	Inter D		14	29:14.570			133.7	5	1:59.103	140.7
2	33	Grégory Romano	MC	CMR	Inter D	Gentleman	14	29:54.145	1:06.896	39.575	130.7	11	2:02.354	136.9
3	7	Franc Rouxel	FRA	AUTOMECA	Inter D	Gentleman	14	30:23.280	1:36.031	29.135	128.6	8	2:03.415	135.7
4	5	Stéphane Proux	FRA	AUTOMECA	Inter D		14	30:29.740	1:42.491	6.460	128.2	11	2:04.351	134.7
Not classified: (Requirements: 75% of number laps of leader = 11 Laps)														
18		Pierre Macchi	FRA	AUTOSPORT GP	Inter D	Gentleman	1	6:05.838	13 Laps	13 Laps	45.8	1	6:05.838	45.8

Fastest lap Gael Castelli in 1:57.552 at 142.6 Km/h in lap 9

Published at:.....

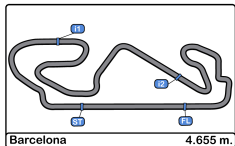
Track Temp: **27.9 °C** Air Temp: **24.2 °C** Humidity: **52 %** Track Status: **DRY**

Stewards:

Race Director:

Timekeeper:





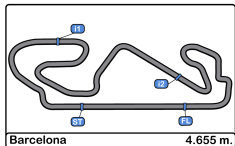
Circuito de Barcelona
Alpine ELF Europa Cup
Race - 1



Provisional Classification by Driver Fastest Lap

Cls	Nº	Driver	Nat	Team	Level	Category	Laps	Best	Time	Gap	Interval	Km/h
1	15	Gael Castelli	FRA	MILAN COMPETITION	Inter C		14	9	1:57.552			142.5
2	21	Marc Guillot	FRA	MILAN COMPETITION	Inter C		14	6	1:57.684	0.132	0.132	142.3
3	76	Pierre Sancinéna	FRA	CMR	Inter C		14	8	1:57.704	0.152	0.020	142.3
4	8	Nicolas Milan	FRA	MILAN COMPETITION	Inter C		14	9	1:57.733	0.181	0.029	142.3
5	14	Julien Neveu	FRA	AUTOSPORT GP	Inter C		14	9	1:57.823	0.271	0.090	142.2
6	69	Laurent Hurgon	FRA	AUTOSPORT GP-PATRICK ROGER	Inter C	Gentleman	10	6	1:57.906	0.354	0.083	142.1
7	17	Jean-Baptiste Mela	FRA	AUTOSPORT GP	Inter C	Junior	14	4	1:57.906	0.354	0.000	142.1
8	11	Sylvain Noel	FRA	RACING TECHNOLOGY	Inter C	Gentleman	14	4	1:57.946	0.394	0.040	142.0
9	9	Marc de Fulgencio	ESP	TEAM VRT	Inter B	Junior	14	3	1:58.899	1.347	0.953	140.9
10	4	Mathieu Blaise	FRA	RACING TECHNOLOGY	Inter D		14	5	1:59.103	1.551	0.204	140.7
11	77	Thomas Padovani	EST	MILAN COMPETITION	Inter C		14	4	1:59.241	1.689	0.138	140.5
12	2	Vincent Beltoise	FRA	CMR - CCF	Inter C		3	3	1:59.447	1.895	0.206	140.2
13	110	Jaime Hernandez	ESP	RACING TECHNOLOGY	Inter C	Gentleman	12	8	2:00.383	2.831	0.936	139.2
14	33	Grégory Romano	MCO	CMR	Inter D	Gentleman	14	11	2:02.354	4.802	1.971	136.9
15	7	Franc Rouxel	FRA	AUTOMECA	Inter D	Gentleman	14	8	2:03.415	5.863	1.061	135.7
16	3	Denis Gibaud	FRA	MILAN COMPETITION	Inter C	Gentleman	6	5	2:03.902	6.350	0.487	135.2
17	5	Stéphane Proux	FRA	AUTOMECA	Inter D		14	11	2:04.351	6.799	0.449	134.7
18	18	Pierre Macchi	FRA	AUTOSPORT GP	Inter D	Gentleman	1	1	6:05.838	4:08.286	4:01.487	45.8





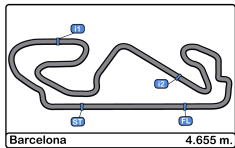
Circuito de Barcelona
Alpine ELF Europa Cup
Race - 1



Distance and Speed Average

Cls	Nº	Driver	Nat	Team	Level	Category	Laps	Distance	Total Time	Km/h
1	8	Nicolas Milan	FRA	MILAN COMPETITION	Inter C		14	65.17	28:47.249	135.8
2	21	Marc Guillot	FRA	MILAN COMPETITION	Inter C		14	65.17	28:47.391	135.8
3	15	Gael Castelli	FRA	MILAN COMPETITION	Inter C		14	65.17	28:49.310	135.6
4	14	Julien Neveu	FRA	AUTOSPORT GP	Inter C		14	65.17	28:50.269	135.5
5	11	Sylvain Noel	FRA	RACING TECHNOLOGY	Inter C	Gentleman	14	65.17	28:51.742	135.4
6	76	Pierre Sancinéna	FRA	CMR	Inter C		14	65.17	28:52.298	135.4
7	9	Marc de Fulgencio	ESP	TEAM VRT	Inter B	Junior	14	65.17	29:05.137	134.4
8	4	Mathieu Blaise	FRA	RACING TECHNOLOGY	Inter D		14	65.17	29:14.570	133.7
9	17	Jean-Baptiste Mela	FRA	AUTOSPORT GP	Inter C	Junior	14	65.17	29:22.987	133.0
10	77	Thomas Padovani	EST	MILAN COMPETITION	Inter C		14	65.17	29:25.386	132.8
11	33	Grégory Romano	MCO	CMR	Inter D	Gentleman	14	65.17	29:54.145	130.7
12	7	Franc Rouxel	FRA	AUTOMECA	Inter D	Gentleman	14	65.17	30:23.280	128.6
13	5	Stéphane Proux	FRA	AUTOMECA	Inter D		14	65.17	30:29.740	128.2
14	110	Jaime Hernandez	ESP	RACING TECHNOLOGY	Inter C	Gentleman	12	55.86	30:29.404	109.9
Not classified: (Requirements: 75% of number laps of leader = 11 Laps)										
	69	Laurent Hurgon	FRA	AUTOSPORT GP-PATRICK ROGER	Inter C	Gentleman	10	46.55	20:53.523	133.6
	3	Denis Gibaud	FRA	MILAN COMPETITION	Inter C	Gentleman	6	27.93	15:33.795	107.6
	2	Vincent Beltoise	FRA	CMR - CCF	Inter C		3	13.96	7:08.181	117.4
	18	Pierre Macchi	FRA	AUTOSPORT GP	Inter D	Gentleman	1	04.65	6:05.838	45.8





Circuito de Barcelona
Alpine ELF Europa Cup
Race - 1
Lap Analysis



2 Vincent Beltoise

CMR - CCF

Lap D	Time	Sector 1	Sector 2	Sector 3	T. Spd	Elapsed
1	2:05.281	38.180	47.044	40.057		2:05.281
2	3:03.453	58.314	1:22.376	42.763		5:08.734
3	1:59.447	33.542	46.528	39.377		7:08.181

7 Franc Rouxel

AUTOMECA

Lap D	Time	Sector 1	Sector 2	Sector 3	T. Spd	Elapsed
1	2:14.237	39.914	49.400	44.923		2:14.237
2	3:00.890	54.687	1:23.165	43.038		5:15.127
3	2:05.237	35.518	49.007	40.712		7:20.364
4	2:07.484	36.586	50.311	40.587		9:27.848
5	2:04.650	35.654	48.641	40.355		11:32.498
6	2:06.170	36.967	48.791	40.412		13:38.668
7	2:13.294	35.039	47.820	50.435		15:51.962
8	2:03.415	35.077	47.913	40.425		17:55.377
9	2:03.503	35.001	48.166	40.336		19:58.880
10	2:06.583	35.088	49.435	42.060		22:05.463
11	2:04.113	35.332	48.778	40.003		24:09.576
12	2:05.407	35.731	48.809	40.867		26:14.983
13	2:03.613	35.101	48.252	40.260		28:18.596
14	2:04.684	35.279	48.752	40.653		30:23.280

3 Denis Gibaud

MILAN COMPETITION

Lap D	Time	Sector 1	Sector 2	Sector 3	T. Spd	Elapsed
1	2:14.724	41.101	50.504	43.119		2:14.724
2	3:02.279	55.051	1:22.972	44.256		5:17.003
3	2:04.033	35.095	48.504	40.434		7:21.036
4	2:04.247	36.014	48.410	39.823		9:25.283
5	2:03.902	35.055	48.534	40.313		11:29.185
6	4:04.610 P	1:13.224	1:31.598	1:19.788		15:33.795

8 Nicolas Milan

MILAN COMPETITION

Lap D	Time	Sector 1	Sector 2	Sector 3	T. Spd	Elapsed
1	2:01.846	37.088	46.335	38.423		2:01.846
2	3:05.264	57.232	1:20.331	47.701		5:07.110
3	1:58.065	33.591	45.964	38.510		7:05.175
4	1:58.201	33.627	46.155	38.419		9:03.376
5	1:58.277	33.673	46.203	38.401		11:01.653
6	1:57.917	33.605	45.946	38.366		12:59.570
7	1:58.759	33.714	46.326	38.719		14:58.329
8	1:58.330	33.606	46.112	38.612		16:56.659
9	1:57.733	33.530	45.948	38.255		18:54.392
10	1:58.108	33.719	45.990	38.399		20:52.500
11	1:58.435	33.688	46.057	38.690		22:50.935
12	1:58.789	33.666	46.306	38.817		24:49.724
13	1:58.578	33.570	46.307	38.701		26:48.302
14	1:58.947	33.865	46.322	38.760		28:47.249

4 Mathieu Blaise

RACING TECHNOLOGY

Lap D	Time	Sector 1	Sector 2	Sector 3	T. Spd	Elapsed
1	2:09.577	41.424	48.768	39.385		2:09.577
2	3:01.864	57.822	1:22.744	41.298		5:11.441
3	2:02.230	33.872	46.932	41.426		7:13.671
4	2:00.270	34.210	46.754	39.306		9:13.941
5	1:59.103	34.383	46.227	38.493		11:13.044
6	1:59.762	33.877	47.248	38.637		13:12.806
7	1:59.443	33.726	46.251	39.466		15:12.249
8	2:00.254	34.456	46.499	39.299		17:12.503
9	1:59.629	34.209	46.505	38.915		19:12.132
10	1:59.540	33.933	46.647	38.960		21:11.672
11	2:00.323	34.186	46.890	39.247		23:11.995
12	1:59.645	33.653	46.930	39.062		25:11.640
13	2:01.905	35.166	47.248	39.491		27:13.545
14	2:01.025	34.334	47.170	39.521		29:14.570

5 Stéphane Proux

AUTOMECA

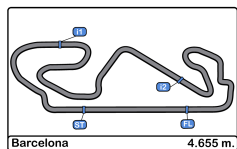
Lap D	Time	Sector 1	Sector 2	Sector 3	T. Spd	Elapsed
1	2:17.706	42.255	53.962	41.489		2:17.706
2	3:01.028	54.354	1:22.472	44.202		5:18.734
3	2:06.089	35.573	49.478	41.038		7:24.823
4	2:06.268	36.325	49.297	40.646		9:31.091
5	2:05.377	35.291	49.334	40.752		11:36.468
6	2:06.020	36.409	49.115	40.496		13:42.488
7	2:05.913	35.509	48.929	41.475		15:48.401
8	2:04.388	35.240	48.631	40.517		17:52.789
9	2:05.414	34.980	48.770	41.664		19:58.203
10	2:06.758	35.479	49.455	41.824		22:04.961
11	2:04.351	35.293	48.779	40.279		24:09.312
12	2:05.430	35.736	48.672	41.022		26:14.742
13	2:05.909	36.221	48.727	40.961		28:20.651
14	2:09.089	36.461	50.298	42.330		30:29.740

9 Marc de Fulgencio

TEAM VRT

Lap D	Time	Sector 1	Sector 2	Sector 3	T. Spd	Elapsed
1	2:06.169	38.755	47.442	39.972		2:06.169
2	3:03.584	58.933	1:23.023	41.628		5:09.753
3	1:58.899	33.714	46.590	38.595		7:08.652
4	1:59.320	34.032	46.624	38.664		9:07.972
5	1:59.327	33.884	46.847	38.596		11:07.299
6	1:59.293	33.814	46.744	38.735		13:06.592
7	1:59.359	33.711	46.920	38.728		15:05.951
8	1:59.360	33.915	46.722	38.723		17:05.311
9	2:00.563	34.024	47.671	38.868		19:05.874
10	1:59.631	34.005	46.879	38.747		21:05.505
11	1:59.696	34.007	46.642	39.047		23:05.201
12	2:00.016	34.157	46.958	38.901		25:05.217
13	1:59.855	34.011	46.973	38.871		27:05.072
14	2:00.065	34.059	46.959	39.047		29:05.137





Circuito de Barcelona
Alpine ELF Europa Cup
Race - 1
Lap Analysis



11

Sylvain Noel

17

Jean-Baptiste Mela

RACING TECHNOLOGY

AUTOSPORT GP

Lap	D	Time	Sector 1	Sector 2	Sector 3	T. Spd	Elapsed	Lap	D	Time	Sector 1	Sector 2	Sector 3	T. Spd	Elapsed
1		2:03.499	37.613	46.374	39.512		2:03.499	1		2:16.844	41.301	51.162	44.381		2:16.844
2		3:04.146	56.782	1:21.939	45.425		5:07.645	2		3:00.380	54.131	1:22.657	43.592		5:17.224
3		1:59.025	33.496	46.635	38.894		7:06.670	3		1:59.717	33.708	46.886	39.123		7:16.941
4		1:57.946	33.747	46.143	38.056		9:04.616	4		1:57.906	33.782	45.872	38.252		9:14.847
5		1:58.930	34.438	46.081	38.411		11:03.546	5		1:59.136	34.579	46.389	38.168		11:13.983
6		1:58.469	34.235	46.156	38.078		13:02.015	6		1:59.274	33.625	46.967	38.682		13:13.257
7		1:58.334	33.789	46.323	38.222		15:00.349	7		1:59.187	33.618	46.388	39.181		15:12.444
8		1:58.070	33.634	45.960	38.476		16:58.419	8		1:58.687	33.919	46.180	38.588		17:11.131
9		1:58.440	33.713	46.073	38.654		18:56.859	9		1:58.283	33.585	46.134	38.564		19:09.414
10		1:58.349	33.670	46.135	38.544		20:55.208	10		2:01.240	33.509	47.296	40.435		21:10.654
11		2:00.802	33.779	47.682	39.341		22:56.010	11		2:00.234	34.831	46.322	39.081		23:10.888
12		1:58.845	33.802	46.563	38.480		24:54.855	12		2:00.055	34.208	47.112	38.735		25:10.943
13		1:58.340	33.729	46.439	38.172		26:53.195	13		2:05.584	35.829	49.037	40.718		27:16.527
14		1:58.547	33.788	46.259	38.500		28:51.742	14		2:06.460	35.783	49.082	41.595		29:22.987

14

Julien Neveu

18

Pierre Macchi

AUTOSPORT GP

AUTOSPORT GP

Lap	D	Time	Sector 1	Sector 2	Sector 3	T. Spd	Elapsed	Lap	D	Time	Sector 1	Sector 2	Sector 3	T. Spd	Elapsed
1		2:04.535	37.916	46.758	39.861		2:04.535	1	1	6:05.838 P	41.029	4:24.479	1:00.330		6:05.838
2		3:03.773	57.576	1:22.089	44.108		5:08.308								
3		1:58.671	33.543	46.278	38.850		7:06.979								
4		1:58.099	33.588	46.262	38.249		9:05.078								
5		1:59.605	34.236	46.065	39.304		11:04.683								
6		1:58.872	33.796	46.623	38.453		13:03.555								
7		1:58.027	33.334	45.991	38.702		15:01.582								
8		1:58.276	33.927	45.984	38.365		16:59.858								
9		1:57.823	33.388	45.828	38.607		18:57.681								
10		1:58.182	33.760	46.019	38.403		20:55.863								
11		1:59.810	33.452	47.026	39.332		22:55.673								
12		1:58.262	33.576	46.126	38.560		24:53.935								
13		1:58.089	33.482	46.167	38.440		26:52.024								
14		1:58.245	33.547	46.179	38.519		28:50.269								

15

Gael Castelli

MILAN COMPETITION

MILAN COMPETITION

Lap	D	Time	Sector 1	Sector 2	Sector 3	T. Spd	Elapsed	Lap	D	Time	Sector 1	Sector 2	Sector 3	T. Spd	Elapsed
1		2:04.723	38.052	46.852	39.819		2:04.723								
2		3:03.831	58.232	1:22.047	43.552		5:08.554								
3		1:58.703	33.569	46.421	38.713		7:07.257								
4		1:58.272	33.636	46.379	38.257		9:05.529								
5		1:59.088	33.775	46.398	38.915		11:04.617								
6		1:58.362	34.072	46.158	38.132		13:02.979								
7		1:58.337	33.619	46.033	38.685		15:01.316								
8		1:59.109	34.190	46.642	38.277		17:00.425								
9		1:57.552	33.523	45.910	38.119		18:57.977								
10		1:58.325	33.809	46.274	38.242		20:56.302								
11		1:58.738	33.400	46.555	38.783		22:55.040								
12		1:58.127	33.729	46.040	38.358		24:53.167								
13		1:57.844	33.616	46.047	38.181		26:51.011								
14		1:58.299	33.798	46.126	38.375		28:49.310								

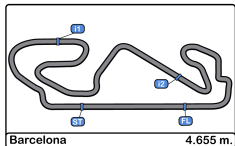
33

Grégory Romano

CMR

Lap	D	Time	Sector 1	Sector 2	Sector 3	T. Spd	Elapsed
1		2:12.555	40.783	49.136	42.636		2:12.555
2		3:01.052	55.529	1:23.018	42.505		5:13.607
3		2:04.585	35.273	48.839	40.473		7:18.192
4		2:04.706	36.672	48.562	39.472		9:22.898
5		2:03.400	35.379	48.244	39.777		11:26.298
6		2:03.081	35.057	48.399	39.625		13:29.379
7		2:03.010	34.818	48.349	39.843		15:32.389
8		2:02.629	34.941	47.916	39.772		17:35.018
9		2:03.001	34.960	48.190	39.851		19:38.019
10		2:03.083	34.881	48.573	39.629		21:41.102
11		2:02.354	34.872	47.963	39.519		23:43.456
12		2:02.660	34.752	48.134	39.774		25:46.116
13		2:04.730	34.769	48.871	41.090		27:50.846
14		2:03.299	35.052	48.324	39.923		29:54.145





Circuito de Barcelona
Alpine ELF Europa Cup
Race - 1
Lap Analysis



69

Laurent Hurgon

AUTOSPORT GP-PATRICK
ROGER

Lap D	Time	Sector 1	Sector 2	Sector 3	T. Spd	Elapsed
1	2:03.638	37.640	46.818	39.180		2:03.638
2	3:04.426	57.599	1:21.746	45.081		5:08.064
3	1:58.270	33.453	46.375	38.442		7:06.334
4	1:57.963	33.618	46.093	38.252		9:04.297
5	1:58.278	33.573	46.331	38.374		11:02.575
6	1:57.906	33.578	46.071	38.257		13:00.481
7	1:58.462	33.706	46.299	38.457		14:58.943
8	1:58.380	33.655	46.279	38.446		16:57.323
9	1:58.237	33.470	46.076	38.691		18:55.560
10	1:57.963	33.652	46.029	38.282		20:53.523
11		33.504	47.415			

110

Jaime Hernandez

RACING TECHNOLOGY

Lap D	Time	Sector 1	Sector 2	Sector 3	T. Spd	Elapsed
1	2:06.340	38.437	48.239	39.664		2:06.340
2	3:04.131	59.459	1:23.030	41.642		5:10.471
3	2:46.344 P	33.898	47.018	1:25.428		7:56.815
4	5:42.072	4:14.068	47.481	40.523		13:38.887
5	2:04.403	34.909	48.000	41.494		15:43.290
6	2:00.760	34.475	47.161	39.124		17:44.050
7	2:00.845	34.589	47.116	39.140		19:44.895
8	2:00.383	34.565	46.717	39.101		21:45.278
9	2:01.005	34.193	47.061	39.751		23:46.283
10	2:00.710	34.292	46.954	39.464		25:46.993
11	2:03.920	34.345	48.556	41.019		27:50.913
12	2:38.491 P	38.245	55.173	1:05.073		30:29.404

76

Pierre Sancinéna

CMR

Lap D	Time	Sector 1	Sector 2	Sector 3	T. Spd	Elapsed
1	2:05.612	37.933	47.463	40.216		2:05.612
2	3:03.486	58.839	1:22.482	42.165		5:09.098
3	1:59.083	33.403	46.446	39.234		7:08.181
4	1:58.222	33.815	45.989	38.418		9:06.403
5	1:58.224	33.744	46.112	38.368		11:04.627
6	1:57.971	33.589	45.986	38.396		13:02.598
7	1:58.469	33.479	46.253	38.737		15:01.067
8	1:57.704	33.459	45.807	38.438		16:58.771
9	1:58.717	33.568	46.068	39.081		18:57.488
10	1:59.347	34.258	46.650	38.439		20:56.835
11	2:00.834	33.946	47.400	39.488		22:57.669
12	1:58.500	33.731	46.235	38.534		24:56.169
13	1:58.153	33.527	46.240	38.386		26:54.322
14	1:57.976	33.590	46.070	38.316		28:52.298

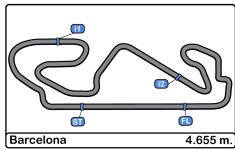
77

Thomas Padovani

MILAN COMPETITION

Lap D	Time	Sector 1	Sector 2	Sector 3	T. Spd	Elapsed
1	2:07.188	40.115	47.503	39.570		2:07.188
2	3:03.705	59.176	1:23.041	41.488		5:10.893
3	2:02.308	33.872	47.108	41.328		7:13.201
4	1:59.241	33.934	46.410	38.897		9:12.442
5	1:59.359	34.050	46.558	38.751		11:11.801
6	1:59.805	33.894	46.330	39.581		13:11.606
7	2:01.463	34.052	46.956	40.455		15:13.069
8	2:10.355	33.846	46.734	49.775		17:23.424
9	1:59.443	34.354	46.365	38.724		19:22.867
10	2:00.395	33.952	46.919	39.524		21:23.262
11	2:01.091	34.292	46.760	40.039		23:24.353
12	2:00.658	34.115	47.077	39.466		25:25.011
13	2:00.511	34.185	47.139	39.187		27:25.522
14	1:59.864	33.992	46.747	39.125		29:25.386





Circuit de Barcelona
Alpine ELF Europa Cup
Race - 1
Analysis by Lap



Num	Lap Time	Gap
Lap 1		
8	2:01.846	
21	2:03.097	01.251
11	2:03.499	01.653
69	2:03.638	01.792
14	2:04.535	02.689
15	2:04.723	02.877
2	2:05.281	03.435
76	2:05.612	03.766
9	2:06.169	04.323
110	2:06.340	04.494
77	2:07.188	05.342
4	2:09.577	07.731
33	2:12.555	10.709
7	2:14.237	12.391
3	2:14.724	12.878
17	2:16.844	14.998
5	2:17.706	15.860
Num	Lap Time	Gap
Lap 2		
8	3:05.264	
21	3:04.187	00.174
11	3:04.146	00.535
69	3:04.426	00.954
14	3:03.773	01.198
15	3:03.831	01.444
2	3:03.453	01.624
76	3:03.486	01.988
9	3:03.584	02.643
110	3:04.131	03.361
77	3:03.705	03.783
4	3:01.864	04.331
33	3:01.052	06.497
7	3:00.890	08.017
3	3:02.279	09.893
17	3:00.380	10.114
5	3:01.028	11.624
18	6:05.838	1 Lap

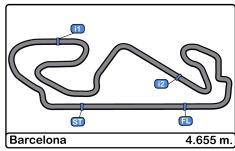
Num	Lap Time	Gap
Lap 3		
8	1:58.065	
21	1:58.289	00.398
69	1:58.270	01.159
11	1:59.025	01.495
14	1:58.671	01.804
15	1:58.703	02.082
2	1:59.447	03.006
76	1:59.083	03.006
9	1:58.899	03.477
77	2:02.308	08.026
4	2:02.230	08.496
17	1:59.717	11.766
33	2:04.585	13.017
7	2:05.237	15.189
3	2:04.033	15.861
5	2:06.089	19.648
110	2:46.344	51.640
Num	Lap Time	Gap
Lap 4		
8	1:58.201	
21	1:58.084	00.281
69	1:57.963	00.921
11	1:57.946	01.240
14	1:58.099	01.702
15	1:58.272	02.153
76	1:58.222	03.027
9	1:59.320	04.596
77	1:59.241	09.066
4	2:00.270	10.565
17	1:57.906	11.471
33	2:04.706	19.522
3	2:04.247	21.907
7	2:07.484	24.472
5	2:06.268	27.715
Num	Lap Time	Gap
Lap 5		
8	1:58.277	
21	1:58.643	00.647
69	1:58.278	00.922

Num	Lap Time	Gap
11	1:58.930	01.893
15	1:59.088	02.964
76	1:58.224	02.974
14	1:59.605	03.030
9	1:59.327	05.646
77	1:59.359	10.148
4	1:59.103	11.391
17	1:59.136	12.330
33	2:03.400	24.645
3	2:03.902	27.532
7	2:04.650	30.845
5	2:05.377	34.815
Num	Lap Time	Gap
Lap 6		
8	1:57.917	
21	1:57.684	00.414
69	1:57.906	00.911
11	1:58.469	02.445
76	1:57.971	03.028
15	1:58.362	03.409
14	1:58.872	03.985
9	1:59.293	07.022
77	1:59.805	12.036
4	1:59.762	13.236
17	1:59.274	13.687
33	2:03.081	29.809
7	2:06.170	39.098
110	5:42.072	2 Laps
5	2:06.020	42.918
Num	Lap Time	Gap
Lap 7		
8	1:58.759	
21	1:58.568	00.223
69	1:58.462	00.614
11	1:58.334	02.020
76	1:58.469	02.738
15	1:58.337	02.987
14	1:58.027	03.253
9	1:59.359	07.622
4	1:59.443	13.920

Num	Lap Time	Gap
17	1:59.187	14.115
77	2:01.463	14.740
33	2:03.010	34.060
3	4:04.610	1 Lap
110	2:04.403	2 Laps
5	2:05.913	50.072
7	2:13.294	53.633
Num	Lap Time	Gap
Lap 8		
8	1:58.330	
21	1:58.234	00.127
69	1:58.380	00.664
11	1:58.070	01.760
76	1:57.704	02.112
14	1:58.276	03.199
15	1:59.109	03.766
9	1:59.360	08.652
17	1:58.687	14.472
4	2:00.254	15.844
77	2:10.355	26.765
33	2:02.629	38.359
110	2:00.760	2 Laps
5	2:04.388	56.130
7	2:03.415	58.718
Num	Lap Time	Gap
Lap 9		
8	1:57.733	
21	1:58.102	00.496
69	1:58.237	01.168
11	1:58.440	02.467
76	1:58.717	03.096
14	1:57.823	03.289
15	1:57.552	03.585
9	2:00.563	11.482
17	1:58.283	15.022
4	1:59.629	17.740
77	1:59.443	28.475
33	2:03.001	43.627
110	2:00.845	2 Laps
5	2:05.414	1:03.811

Num	Lap Time	Gap
7	2:03.503	1:04.488
Num	Lap Time	Gap
Lap 10		
8	1:58.108	
21	1:58.031	00.419
69	1:57.963	01.023
11	1:58.349	02.708
14	1:58.182	03.363
15	1:58.325	03.802
76	1:59.347	04.335
9	1:59.631	13.005
17	2:01.240	18.154
4	1:59.540	19.172
77	2:00.395	30.762
33	2:03.083	48.602
110	2:00.383	2 Laps
5	2:06.758	1:12.461
7	2:06.583	1:12.963
Num	Lap Time	Gap
Lap 11		
8	1:58.435	
21	1:58.163	00.147
15	1:58.738	04.105
14	1:59.810	04.738
11	2:00.802	05.075
76	2:00.834	06.734
9	1:59.696	14.266
17	2:00.234	19.953
4	2:00.323	21.060
77	2:01.091	33.418
33	2:02.354	52.521
110	2:01.005	2 Laps
5	2:04.351	1:18.377
7	2:04.113	1:18.641
Num	Lap Time	Gap
Lap 12		
8	1:58.789	
21	1:58.785	00.143
15	1:58.127	03.443
14	1:58.262	04.211





Circuit de Barcelona
Alpine ELF Europa Cup
Race - 1
Analysis by Lap



Num	Lap Time	Gap	Num	Lap Time	Gap
11	1:58.845	05.131	110	2:38.491	2 Laps
76	1:58.500	06.445	5	2:09.089	1:42.491
9	2:00.016	15.493			
17	2:00.055	21.219			
4	1:59.645	21.916			
77	2:00.658	35.287			
33	2:02.660	56.392			
110	2:00.710	2 Laps			
5	2:05.430	1:25.018			
7	2:05.407	1:25.259			
Num	Lap Time	Gap			

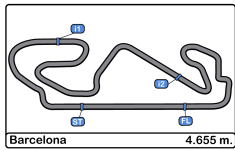
Lap 13

8	1:58.578	
21	1:58.603	00.168
15	1:57.844	02.709
14	1:58.089	03.722
11	1:58.340	04.893
76	1:58.153	06.020
9	1:59.855	16.770
4	2:01.905	25.243
17	2:05.584	28.225
77	2:00.511	37.220
33	2:04.730	1:02.544
110	2:03.920	2 Laps
7	2:03.613	1:30.294
5	2:05.909	1:32.349
Num	Lap Time	Gap

Lap 14

8	1:58.947	
21	1:58.921	00.142
15	1:58.299	02.061
14	1:58.245	03.020
11	1:58.547	04.493
76	1:57.976	05.049
9	2:00.065	17.888
4	2:01.025	27.321
17	2:06.460	35.738
77	1:59.864	38.137
33	2:03.299	1:06.896
7	2:04.684	1:36.031



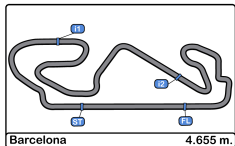


Circuito de Barcelona
Alpine ELF Europa Cup
Race - 1
Best Sectors Results



Sector - 1			Sector - 2			Sector - 3			Ideal Lap vs Best Lap						
Clas	Nº	Driver	Time	Nº	Driver	Time	Nº	Driver	Time	Clas	Nº	Driver	Ideal Lap	Best Lap	Clas
1	14	Julien Neveu	33.334	76	Pierre Sancinéna	45.807	11	Sylvain Noel	38.056	1	14	Julien Neveu	1:57.411	1:57.823	5
2	15	Gael Castelli	33.400	14	Julien Neveu	45.828	15	Gael Castelli	38.119	2	15	Gael Castelli	1:57.429	1:57.552	1
3	76	Pierre Sancinéna	33.403	17	Jean-Baptiste Mela	45.872	21	Marc Guillot	38.155	3	11	Sylvain Noel	1:57.512	1:57.946	8
4	69	Laurent Hurgon	33.453	15	Gael Castelli	45.910	17	Jean-Baptiste Mela	38.168	4	76	Pierre Sancinéna	1:57.526	1:57.704	3
5	21	Marc Guillot	33.455	21	Marc Guillot	45.921	14	Julien Neveu	38.249	5	21	Marc Guillot	1:57.531	1:57.684	2
6	11	Sylvain Noel	33.496	8	Nicolas Milan	45.946	69	Laurent Hurgon	38.252	6	17	Jean-Baptiste Mela	1:57.549	1:57.906	6
7	17	Jean-Baptiste Mela	33.509	11	Sylvain Noel	45.960	8	Nicolas Milan	38.255	7	8	Nicolas Milan	1:57.731	1:57.733	4
8	8	Nicolas Milan	33.530	69	Laurent Hurgon	46.029	76	Pierre Sancinéna	38.316	8	69	Laurent Hurgon	1:57.734	1:57.906	7
9	2	Vincent Beltoise	33.542	4	Mathieu Blaise	46.227	4	Mathieu Blaise	38.493	9	4	Mathieu Blaise	1:58.373	1:59.103	10
10	4	Mathieu Blaise	33.653	77	Thomas Padovani	46.330	9	Marc de Fulgencio	38.595	10	9	Marc de Fulgencio	1:58.896	1:58.899	9
11	9	Marc de Fulgencio	33.711	2	Vincent Beltoise	46.528	77	Thomas Padovani	38.724	11	77	Thomas Padovani	1:58.900	1:59.241	11
12	77	Thomas Padovani	33.846	9	Marc de Fulgencio	46.590	110	Jaime Hernandez	39.101	12	2	Vincent Beltoise	1:59.447	1:59.447	12
13	11	Jaime Hernandez	33.898	110	Jaime Hernandez	46.717	2	Vincent Beltoise	39.377	13	110	Jaime Hernandez	1:59.716	2:00.383	13
14	33	Grégory Romano	34.752	7	Franc Rouxel	47.820	33	Grégory Romano	39.472	14	33	Grégory Romano	2:02.140	2:02.354	14
15	5	Stéphane Proux	34.980	33	Grégory Romano	47.916	3	Denis Gibaud	39.823	15	7	Franc Rouxel	2:02.824	2:03.415	15
16	7	Franc Rouxel	35.001	3	Denis Gibaud	48.410	7	Franc Rouxel	40.003	16	3	Denis Gibaud	2:03.288	2:03.902	16
17	3	Denis Gibaud	35.055	5	Stéphane Proux	48.631	5	Stéphane Proux	40.279	17	5	Stéphane Proux	2:03.890	2:04.351	17
18	18	Macchi - Combot	41.029	18	Macchi - Combot	4:24.479	18	Macchi - Combot	1:00.330	18	18	Pierre Macchi	6:05.838	6:05.838	18



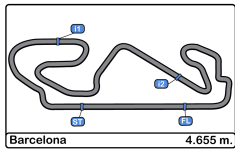


Circuito de Barcelona
Alpine ELF Europa Cup
Race - 1
Leader Sequence



<u>Nº</u>	<u>Driver</u>	<u>Nat</u>	<u>Team</u>	<u>Level</u>	<u>Category</u>	<u>Start Lap</u>	<u>End Lap</u>	<u>Laps</u>	<u>Total Laps</u>
8	Nicolas Milan	FRA	MILAN COMPETITION	Inter C		1	14	14	14



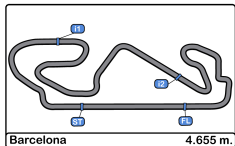


Circuit de Barcelona
Alpine ELF Europa Cup
Race - 1
Best 5 Lap Times



Cls	Nº	Driver	Nat	Team	Level	Category	Best 1		Best 2		Best 3		Best 4		Best 5	
							Time	Lap	Time	Lap	Time	Lap	Time	Lap	Time	Lap
1	15	Gael Castelli	FRA	MILAN COMPETITION	Inter C		1:57.552	9	1:57.844	13	1:58.127	12	1:58.272	4	1:58.299	14
2	21	Marc Guillot	FRA	MILAN COMPETITION	Inter C		1:57.684	6	1:58.031	10	1:58.084	4	1:58.102	9	1:58.163	11
3	76	Pierre Sancinena	FRA	CMR	Inter C		1:57.704	8	1:57.971	6	1:57.976	14	1:58.153	13	1:58.222	4
4	8	Nicolas Milan	FRA	MILAN COMPETITION	Inter C		1:57.733	9	1:57.917	6	1:58.065	3	1:58.108	10	1:58.201	4
5	14	Julien Neveu	FRA	AUTOSPORT GP	Inter C		1:57.823	9	1:58.027	7	1:58.089	13	1:58.099	4	1:58.182	10
6	17	Jean-Baptiste Mela	FRA	AUTOSPORT GP	Inter C	Junior	1:57.906	4	1:58.283	9	1:58.687	8	1:59.136	5	1:59.187	7
7	69	Laurent Hurgon	FRA	AUTOSPORT GP-PATRICK ROGER	Inter C	Gentleman	1:57.906	6	1:57.963	4	1:57.963	10	1:58.237	9	1:58.270	3
8	11	Sylvain Noel	FRA	RACING TECHNOLOGY	Inter C	Gentleman	1:57.946	4	1:58.070	8	1:58.334	7	1:58.340	13	1:58.349	10
9	9	Marc de Fulgencio	ESP	TEAM VRT	Inter B	Junior	1:58.899	3	1:59.293	6	1:59.320	4	1:59.327	5	1:59.359	7
10	4	Mathieu Blaise	FRA	RACING TECHNOLOGY	Inter D		1:59.103	5	1:59.443	7	1:59.540	10	1:59.629	9	1:59.645	12
11	77	Thomas Padovani	EST	MILAN COMPETITION	Inter C		1:59.241	4	1:59.359	5	1:59.443	9	1:59.805	6	1:59.864	14
12	2	Vincent Beltoise	FRA	CMR - CCF	Inter C		1:59.447	3	2:05.281	1	3:03.453	2				
13	110	Jaime Hernandez	ESP	RACING TECHNOLOGY	Inter C	Gentleman	2:00.383	8	2:00.710	10	2:00.760	6	2:00.845	7	2:01.005	9
14	33	Grégory Romano	MC	CMR	Inter D	Gentleman	2:02.354	11	2:02.629	8	2:02.660	12	2:03.001	9	2:03.010	7
15	7	Franc Rouxel	FRA	AUTOMECA	Inter D	Gentleman	2:03.415	8	2:03.503	9	2:03.613	13	2:04.113	11	2:04.650	5
16	3	Denis Gibaud	FRA	MILAN COMPETITION	Inter C	Gentleman	2:03.902	5	2:04.033	3	2:04.247	4	2:14.724	1	3:02.279	2
17	5	Stéphane Proux	FRA	AUTOMECA	Inter D		2:04.351	11	2:04.388	8	2:05.377	5	2:05.414	9	2:05.430	12
18	18	Pierre Macchi	FRA	AUTOSPORT GP	Inter D	Gentleman	6:05.838	1								



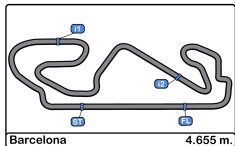


Circuito de Barcelona
Alpine ELF Europa Cup
Race - 1
Fastest Laps Sequence



Lap	Time of Day	Session Time	Nº	Driver	Nat	Team	Level	Category	Time	Km/h
3	13:49:51.105	7:05.105	8	Nicolas Milan	FRA	MILAN COMPETITION	Inter C		1:58.065	141.9
4	13:51:50.227	9:04.227	69	Laurent Hurgon	FRA	AUTOSPORT GP-PATRICK ROGER	Inter C	Gentleman	1:57.963	142.0
4	13:51:50.546	9:04.546	11	Sylvain Noel	FRA	RACING TECHNOLOGY	Inter C	Gentleman	1:57.946	142.0
4	13:52:00.777	9:14.777	17	Jean-Baptiste Mela	FRA	AUTOSPORT GP	Inter C	Junior	1:57.906	142.1
6	13:55:45.914	12:59.914	21	Marc Guillot	FRA	MILAN COMPETITION	Inter C		1:57.684	142.3
9	14:01:43.906	18:57.906	15	Gael Castelli	FRA	MILAN COMPETITION	Inter C		1:57.552	142.5





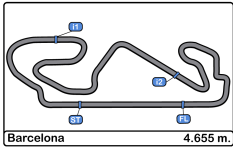
Circuito de Barcelona
Alpine ELF Europa Cup
Race - 1
Lap Chart



LAP

Nr	Pos	Grid	1	2	3	4	5	6	7	8	9	10	11	12	13	14
8	1	8	8	8	8	8	8	8	8	8	8	8	8	8	8	8
21	2	21	21	21	21	21	21	21	21	21	21	21	21	21	21	21
17	3	17	11	11	69	69	69	69	69	69	69	69	15	15	15	15
14	4	14	69	69	11	11	11	11	11	11	11	11	14	14	14	14
11	5	11	14	14	14	14	15	76	76	76	76	14	11	11	11	11
15	6	15	15	15	15	15	76	15	15	14	14	15	76	76	76	76
69	7	69	2	2	2	76	14	14	14	15	15	76	9	9	9	9
76	8	76	76	76	76	9	9	9	9	9	9	9	17	17	4	4
77	9	77	9	9	9	77	77	77	4	17	17	17	4	4	17	17
110	10	110	110	110	77	4	4	4	17	4	4	4	77	77	77	77
9	11	9	77	77	4	17	17	17	77	77	77	77	33	33	33	33
2	12	2	4	4	17	33	33	33	33	33	33	33	5	5	7	7
4	13	4	33	33	33	3	3	7	5	5	5	5	7	7	5	5
33	14	33	7	7	7	7	7	5	7	7	7	7	110	110		
5	15	5	3	3	3	5	5	3	110	110	110	110				
18	16	18	17	17	5	110	110	110								
3	17	3	5	5	110											
7	18	7	18													

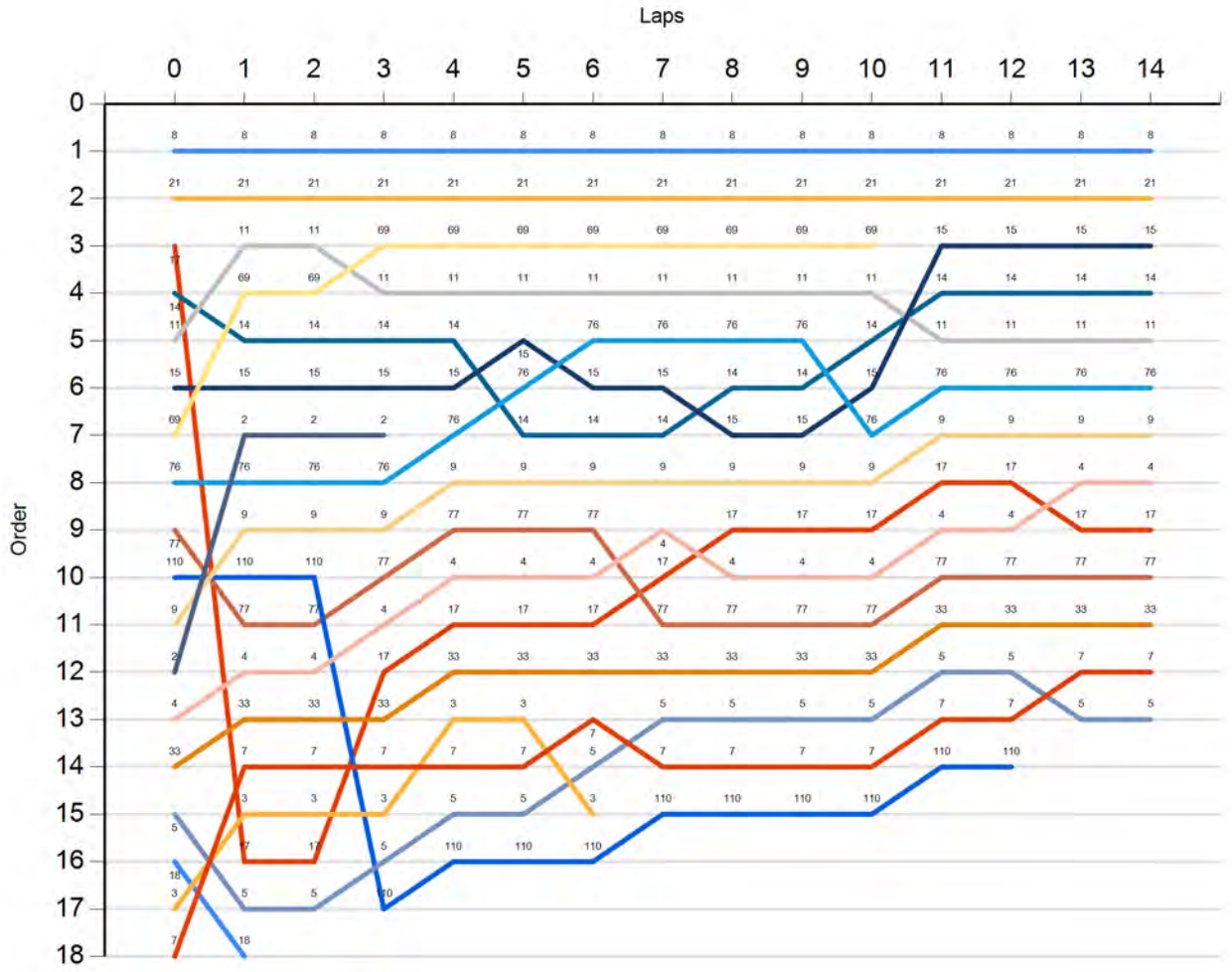


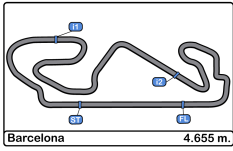


Circuit de Barcelona
 Alpine ELF Europa Cup
 Race - 1
 Graphic Lap Chart



- 8
- 21
- 17
- 14
- 11
- 15
- 69
- 76
- 77
- 110
- 9
- 2
- 4
- 33
- 5
- 18
- 3
- 7



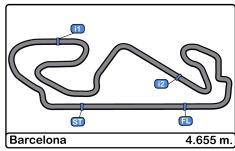


Circuito de Barcelona
Alpine ELF Europa Cup
Race - 1
Pit Stop Analysis

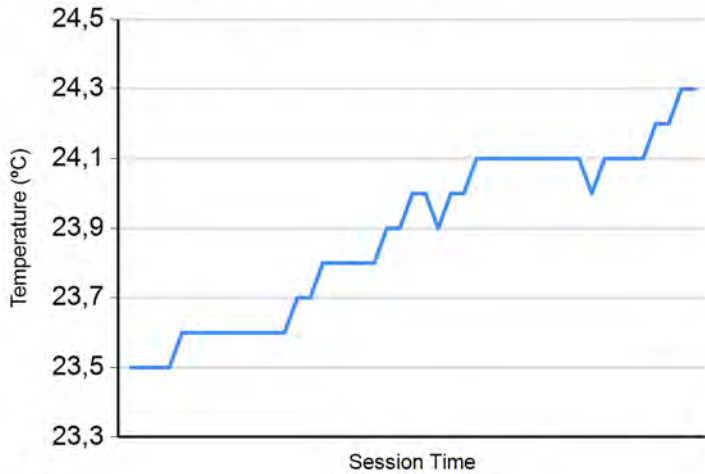


Nº	In Day	Time	Driver	Nat	Team	Nat	Vehicle	In Time	Stop Nº	Pit Time	Handicap	Penalty
----	--------	------	--------	-----	------	-----	---------	---------	---------	----------	----------	---------

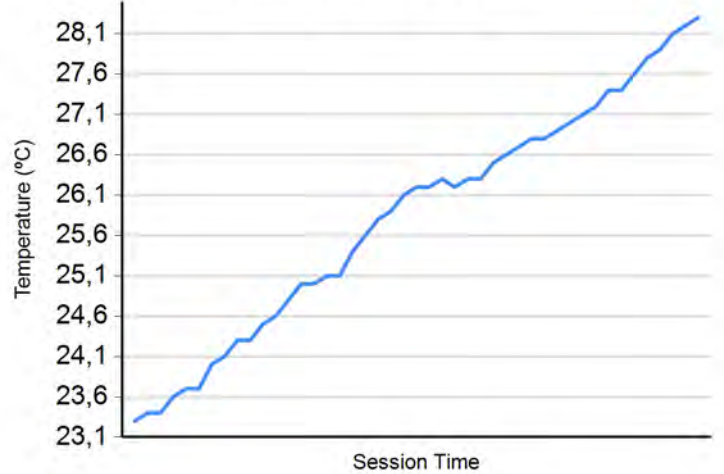




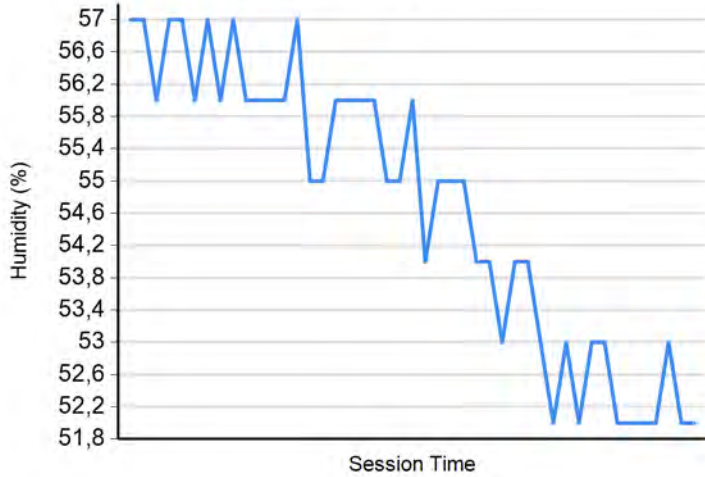
Air Temperature



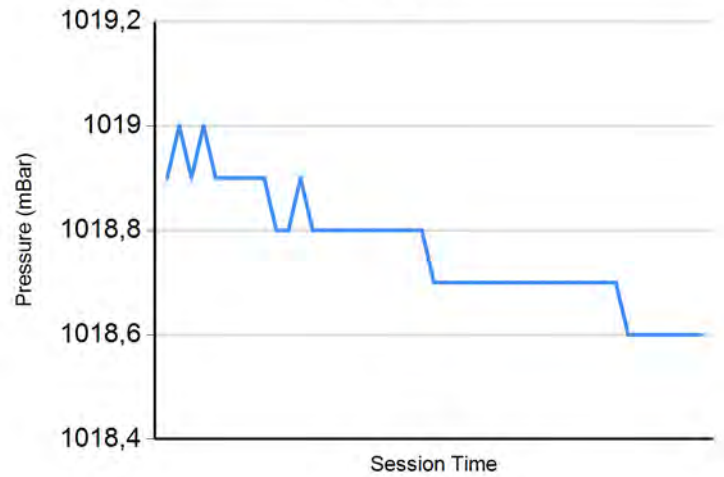
Track Temperature



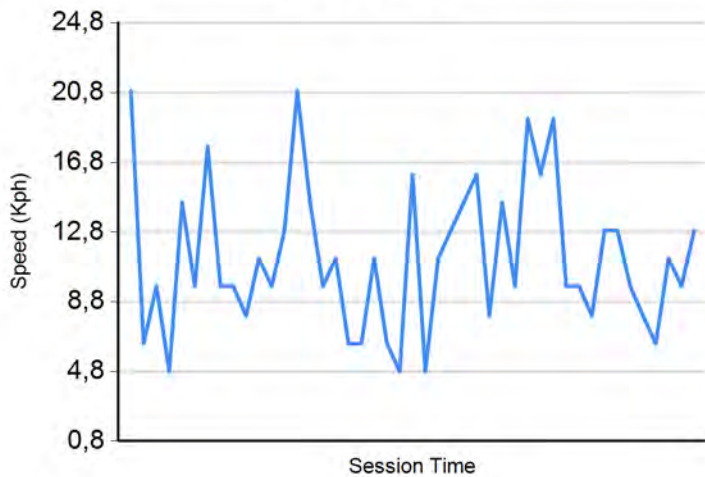
Humidity



Pressure

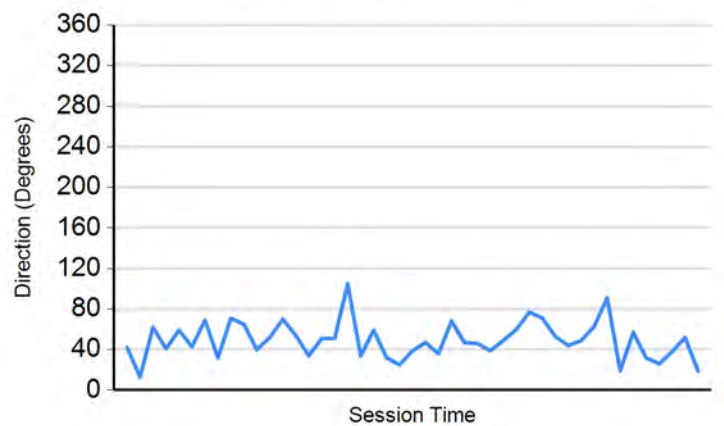


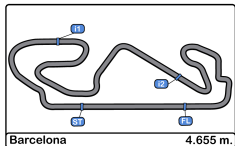
Wind Speed



Wind direction

North = 0°/360° Est = 90° South = 180° West = 270°





Circuito de Barcelona
Alpine ELF Europa Cup
Race - 1
Final Results




Cls	Nº	Driver	Nat	Team	Level	Category	Laps	Total Time	Gap	Interval	Km/h	Best	Time	Km/h
1	8	Nicolas Milan	FRA	MILAN COMPETITION	Inter C		14	28:47.249			135.8	9	1:57.733	142.3
2	21	Marc Guillot	FRA	MILAN COMPETITION	Inter C		14	28:47.391	0.142	0.142	135.8	6	1:57.684	142.3
3	15	Gael Castelli	FRA	MILAN COMPETITION	Inter C		14	28:49.310	2.061	1.919	135.6	9	1:57.552	142.5
4	14	Julien Neveu	FRA	AUTOSPORT GP	Inter C		14	28:50.269	3.020	0.959	135.5	9	1:57.823	142.2
5	11	Sylvain Noel	FRA	RACING TECHNOLOGY	Inter C	Gentleman	14	28:51.742	4.493	1.473	135.4	4	1:57.946	142.0
6	76	Pierre Sancin�ena	FRA	CMR	Inter C		14	28:52.298	5.049	0.556	135.4	8	1:57.704	142.3
7	9	Marc de Fulgencio	ESP	TEAM VRT	Inter B	Junior	14	29:05.137	17.888	12.839	134.4	3	1:58.899	140.9
8	4	Mathieu Blaise	FRA	RACING TECHNOLOGY	Inter D		14	29:14.570	27.321	9.433	133.7	5	1:59.103	140.7
9	17	Jean-Baptiste Mela	FRA	AUTOSPORT GP	Inter C	Junior	14	29:22.987	35.738	8.417	133.0	4	1:57.906	142.1
10	77	Thomas Padovani	EST	MILAN COMPETITION	Inter C		14	29:25.386	38.137	2.399	132.8	4	1:59.241	140.5
11	33	Gr�egory Romano	MC	CMR	Inter D	Gentleman	14	29:54.145	1:06.896	28.759	130.7	11	2:02.354	136.9
12	7	Franc Rouxel	FRA	AUTOMECA	Inter D	Gentleman	14	30:23.280	1:36.031	29.135	128.6	8	2:03.415	135.7
13	5	St�ephane Proux	FRA	AUTOMECA	Inter D		14	30:29.740	1:42.491	6.460	128.2	11	2:04.351	134.7
14	110	Jaime Hernandez	ESP	RACING TECHNOLOGY	Inter C	Gentleman	12	30:29.404	2 Laps	2 Laps	109.9	8	2:00.383	139.2
Not classified: (Requirements: 75% of number laps of leader = 11 Laps)														
	69	Laurent Hurgon	FRA	AUTOSPORT GP-PATRICK ROGER	Inter C	Gentleman	10	20:53.523	4 Laps	2 Laps	133.6	6	1:57.906	142.1
	3	Denis Gibaud	FRA	MILAN COMPETITION	Inter C	Gentleman	6	15:33.795	8 Laps	4 Laps	107.6	5	2:03.902	135.2
	2	Vincent Beltoise	FRA	CMR - CCF	Inter C		3	7:08.181	11 Laps	3 Laps	117.4	3	1:59.447	140.2
	18	Pierre Macchi	FRA	AUTOSPORT GP	Inter D	Gentleman	1	6:05.838	13 Laps	2 Laps	45.8	1	6:05.838	45.8

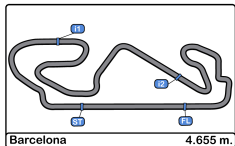
Fastest lap Gael Castelli in 1:57.552 at 142.6 Km/h in lap 9

Published at:.....

Track Temp: **27.9  C** Air Temp: **24.2  C** Humidity: **52 %** Track Status: **DRY**

Stewards:	Race Director:	Timekeeper: 
------------------	-----------------------	---





Circuit de Barcelona
Alpine ELF Europa Cup
Qualifying - 2
Provisional Results



Cls	Nº	Driver	Nat	Team	Level	Category	Laps	Best	Time	Gap	Interval	Km/h
1	76	Pierre Sancinéna	FRA	CMR	Inter C		14	9	1:56.169			144.2
2	69	Laurent Hurgon	FRA	AUTOSPORT GP-PATRICK ROGER	Inter C	Gentleman	11	7	1:56.183	0.014	0.014	144.2
3	21	Marc Guillot	FRA	MILAN COMPETITION	Inter C		13	10	1:56.210	0.041	0.027	144.2
4	15	Gael Castelli	FRA	MILAN COMPETITION	Inter C		14	11	1:56.324	0.155	0.114	144.0
5	8	Nicolas Milan	FRA	MILAN COMPETITION	Inter C		14	12	1:56.400	0.231	0.076	143.9
6	17	Jean-Baptiste Mela	FRA	AUTOSPORT GP	Inter C	Junior	11	7	1:56.510	0.341	0.110	143.8
7	2	Vincent Beltoise	FRA	CMR - CCF	Inter C		13	10	1:56.549	0.380	0.039	143.7
8	18	Pierre Combot	FRA	AUTOSPORT GP	Inter C		15	11	1:57.083	0.914	0.534	143.1
9	77	Thomas Padovani	EST	MILAN COMPETITION	Inter C		14	13	1:57.345	1.176	0.262	142.8
10	9	Marc de Fulgencio	ESP	TEAM VRT	Inter B	Junior	12	10	1:57.433	1.264	0.088	142.7
11	11	Sylvain Noel	FRA	RACING TECHNOLOGY	Inter C	Gentleman	9	3	1:57.434	1.265	0.001	142.7
12	4	Mathieu Blaise	FRA	RACING TECHNOLOGY	Inter D		9	8	1:58.209	2.040	0.775	141.7
13	110	Jaime Hernandez	ESP	RACING TECHNOLOGY	Inter C	Gentleman	8	7	1:59.304	3.135	1.095	140.4
14	3	Denis Gibaud	FRA	MILAN COMPETITION	Inter C	Gentleman	14	9	2:00.241	4.072	0.937	139.3
15	33	Grégory Romano	MCO	CMR	Inter D	Gentleman	11	9	2:01.893	5.724	1.652	137.4
16	7	Franc Rouxel	FRA	AUTOMECA	Inter D	Gentleman	12	12	2:04.134	7.965	2.241	134.9
17	5	Stéphane Proux	FRA	AUTOMECA	Inter D		13	12	2:06.536	10.367	2.402	132.4

Published at:.....

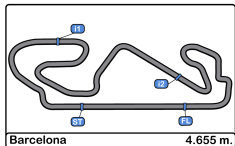
Track Temp: 14.4 °C Air Temp: 14.8 °C Humidity: 90 % Track Status: DRY

Stewards:

Race Director:

Timekeeper:





Circuito de Barcelona
Alpine ELF Europa Cup
Qualifying - 2
Provisional Results by Class



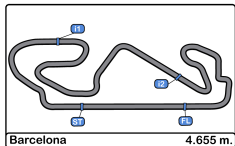
Cls	Nº	Driver	Nat	Team	Level	Category	Laps	Best	Time	Gap	Interval	Km/h
Inter B												
1	9	Marc de Fulgencio	ESP	TEAM VRT	Inter B	Junior	12	10	1:57.433			142.7
Inter C												
1	76	Pierre Sancinena	FRA	CMR	Inter C		14	9	1:56.169			144.2
2	69	Laurent Hurgon	FRA	AUTOSPORT GP-PATRICK ROGER	Inter C	Gentleman	11	7	1:56.183	0.014	0.014	144.2
3	21	Marc Guillot	FRA	MILAN COMPETITION	Inter C		13	10	1:56.210	0.041	0.027	144.2
4	15	Gael Castelli	FRA	MILAN COMPETITION	Inter C		14	11	1:56.324	0.155	0.114	144.0
5	8	Nicolas Milan	FRA	MILAN COMPETITION	Inter C		14	12	1:56.400	0.231	0.076	143.9
6	17	Jean-Baptiste Mela	FRA	AUTOSPORT GP	Inter C	Junior	11	7	1:56.510	0.341	0.110	143.8
7	2	Vincent Beltoise	FRA	CMR - CCF	Inter C		13	10	1:56.549	0.380	0.039	143.7
8	18	Pierre Combot	FRA	AUTOSPORT GP	Inter C		15	11	1:57.083	0.914	0.534	143.1
9	77	Thomas Padovani	EST	MILAN COMPETITION	Inter C		14	13	1:57.345	1.176	0.262	142.8
10	11	Sylvain Noel	FRA	RACING TECHNOLOGY	Inter C	Gentleman	9	3	1:57.434	1.265	0.089	142.7
11	110	Jaime Hernandez	ESP	RACING TECHNOLOGY	Inter C	Gentleman	8	7	1:59.304	3.135	1.870	140.4
12	3	Denis Gibaud	FRA	MILAN COMPETITION	Inter C	Gentleman	14	9	2:00.241	4.072	0.937	139.3
Inter D												
1	4	Mathieu Blaise	FRA	RACING TECHNOLOGY	Inter D		9	8	1:58.209			141.7
2	33	Grégory Romano	MCO	CMR	Inter D	Gentleman	11	9	2:01.893	3.684	3.684	137.4
3	7	Franc Rouxel	FRA	AUTOMECA	Inter D	Gentleman	12	12	2:04.134	5.925	2.241	134.9
4	5	Stéphane Proux	FRA	AUTOMECA	Inter D		13	12	2:06.536	8.327	2.402	132.4

Published at:.....

Track Temp: 14.4 °C Air Temp: 14.8 °C Humidity: 90 % Track Status: DRY

Stewards:	Race Director:	Timekeeper:
------------------	-----------------------	------------------------





Circuito de Barcelona
Alpine ELF Europa Cup
Qualifying - 2
Lap Analysis



2

Vincent Beltoise

5

Stéphane Proux

CMR - CCF

AUTOMECA

Lap D	Time	Sector 1	Sector 2	Sector 3	T. Spd	Elapsed	Lap D	Time	Sector 1	Sector 2	Sector 3	T. Spd	Elapsed
1	9:02:26.326	9:00:53.471	52.750	40.105		9:02:26.326	1	9:03:23.774	9:01:32.720	1:02.511	48.543		9:03:23.774
2	2:01.049	34.106	47.006	39.937		9:04:27.375	2	2:20.150	43.034	52.735	44.381		9:05:43.924
3	1:59.892	34.568	46.701	38.623		9:06:27.267	3	2:16.994	38.950	55.380	42.664		9:08:00.918
4	1:59.169	33.883	46.669	38.617		9:08:26.436	4	2:09.531	37.490	50.264	41.777		9:10:10.449
5	2:01.401 P	33.432	45.614	42.355		9:10:27.837	5	2:11.544	37.138	51.870	42.536		9:12:21.993
6	4:40.259	3:08.417	52.316	39.526		9:15:08.096	6	2:09.480	37.596	50.562	41.322		9:14:31.473
7	1:58.243	34.103	46.297	37.843		9:17:06.339	7	2:09.211	37.429	50.400	41.382		9:16:40.684
8	1:57.247	33.689	45.689	37.869		9:19:03.586	8	2:08.775	37.964	49.532	41.279		9:18:49.459
9	1:56.836	33.465	45.487	37.884		9:21:00.422	9	2:08.149	37.105	49.448	41.596		9:20:57.608
10	1:56.549	33.408	45.597	37.544		9:22:56.971	10	2:08.760	37.594	49.746	41.420		9:23:06.368
11	2:05.236	33.271	49.350	42.615		9:25:02.207	11	2:08.977	36.796	49.542	42.639		9:25:15.345
12	1:58.355	33.391	46.031	38.933		9:27:00.562	12	2:06.536	36.245	49.123	41.168		9:27:21.881
13	2:13.266 P	36.007	51.931	45.328		9:29:13.828	13	2:23.574 P	40.278	51.638	51.658		9:29:45.455

3

Denis Gibaud

7

Franc Rouxel

MILAN COMPETITION

AUTOMECA

Lap D	Time	Sector 1	Sector 2	Sector 3	T. Spd	Elapsed	Lap D	Time	Sector 1	Sector 2	Sector 3	T. Spd	Elapsed
1	9:02:52.037	9:01:13.044	54.054	44.939		9:02:52.037	1	9:03:19.888	9:01:31.461	1:00.889	47.538		9:03:19.888
2	2:06.303	36.057	49.284	40.962		9:04:58.340	2	2:17.337	39.176	53.692	44.469		9:05:37.225
3	2:03.713	35.211	48.049	40.453		9:07:02.053	3	2:11.152	37.544	51.354	42.254		9:07:48.377
4	2:02.865	35.078	47.688	40.099		9:09:04.918	4	2:09.381	36.442	51.190	41.749		9:09:57.758
5	2:02.755	34.633	47.817	40.305		9:11:07.673	5	2:08.098	36.275	50.138	41.685		9:12:05.856
6	2:27.588 P	38.540	53.941	55.107		9:13:35.261	6	2:06.192	35.892	49.711	40.589		9:14:12.048
7	5:01.448	3:26.549	52.425	42.474		9:18:36.709	7	2:06.940	36.030	50.170	40.740		9:16:18.988
8	2:04.147	35.061	48.858	40.228		9:20:40.856	8	2:17.517 P	36.827	49.387	51.303		9:18:36.505
9	2:00.241	34.081	46.968	39.192		9:22:41.097	9	4:03.410	2:32.917	49.864	40.629		9:22:39.915
10	2:02.795	34.402	48.388	40.005		9:24:43.892	10	2:05.290	35.677	49.752	39.861		9:24:45.205
11	2:00.922	34.297	47.154	39.471		9:26:44.814	11	2:04.401	34.894	49.212	40.295		9:26:49.606
12	2:00.684	34.200	47.039	39.445		9:28:45.498	12	2:04.134	35.544	48.613	39.977		9:28:53.740
13	2:00.811	34.322	47.016	39.473		9:30:46.309	13		36.079				
14	3:16.932 P	45.776	1:09.884	1:21.272		9:34:03.241							

4

Mathieu Blaise

8

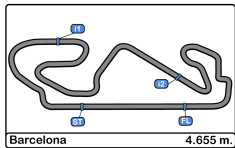
Nicolas Milan

RACING TECHNOLOGY

MILAN COMPETITION

Lap D	Time	Sector 1	Sector 2	Sector 3	T. Spd	Elapsed	Lap D	Time	Sector 1	Sector 2	Sector 3	T. Spd	Elapsed
1	9:03:11.672	9:01:30.502	58.768	42.402		9:03:11.672	1	9:02:25.872	9:00:54.943	50.935	39.994		9:02:25.872
2	2:01.315	35.638	46.846	38.831		9:05:12.987	2	2:00.101	33.959	46.931	39.211		9:04:25.973
3	2:00.032	34.055	46.627	39.350		9:07:13.019	3	1:57.884	33.723	46.059	38.102		9:06:23.857
4	1:59.268	34.238	46.285	38.745		9:09:12.287	4	1:57.035	33.354	45.713	37.968		9:08:20.892
5	1:58.787	33.694	46.189	38.904		9:11:11.074	5	1:56.889	33.250	45.624	38.015		9:10:17.781
6	2:05.771	34.593	52.419	38.759		9:13:16.845	6	2:14.399 P	36.816	47.953	49.630		9:12:32.180
7	1:58.316	33.873	45.974	38.469		9:15:15.161	7	5:47.368	4:11.173	54.417	41.778		9:18:19.548
8	1:58.209	33.555	46.039	38.615		9:17:13.370	8	2:07.804	37.603	49.875	40.326		9:20:27.352
9	2:20.754 P	35.890	48.819	56.045		9:19:34.124	9	1:56.503	33.289	45.342	37.872		9:22:23.855
							10	1:56.438	33.265	45.290	37.883		9:24:20.293
							11	1:57.456	33.233	45.784	38.439		9:26:17.749
							12	1:56.400	33.171	45.445	37.784		9:28:14.149
							13	1:56.524	33.267	45.409	37.848		9:30:10.673
							14	2:54.330 P	41.345	1:02.205	1:10.780		9:33:05.003





Circuito de Barcelona
Alpine ELF Europa Cup
Qualifying - 2
Lap Analysis



9

Marc de Fulgencio

17

Jean-Baptiste Mela

TEAM VRT

AUTOSPORT GP

Lap D	Time	Sector 1	Sector 2	Sector 3	T. Spd	Elapsed
1	9:02:22.895	9:00:45.990	54.213	42.692		9:02:22.895
2	2:03.835	35.413	48.320	40.102		9:04:26.730
3	1:59.928	34.454	46.713	38.761		9:06:26.658
4	2:07.094 P	34.332	46.720	46.042		9:08:33.752
5	4:43.950	3:07.732	53.196	43.022		9:13:17.702
6	2:05.754	35.695	49.937	40.122		9:15:23.456
7	1:59.399	34.129	46.868	38.402		9:17:22.855
8	1:58.155	33.552	46.335	38.268		9:19:21.010
9	1:57.564	33.696	45.833	38.035		9:21:18.574
10	1:57.433	33.549	45.829	38.055		9:23:16.007
11	3:00.789 P	33.533	45.971	1:41.285		9:26:16.796
12	4:31.422 P			6:12.707		9:30:48.218

Lap D	Time	Sector 1	Sector 2	Sector 3	T. Spd	Elapsed
1	9:02:34.233	9:01:03.754	49.929	40.550		9:02:34.233
2	2:00.223	34.413	46.577	39.233		9:04:34.456
3	2:07.281 P	34.020	46.084	47.177		9:06:41.737
4	7:01.367	5:33.730	48.725	38.912		9:13:43.104
5	1:58.112	33.877	46.311	37.924		9:15:41.216
6	1:56.794	33.606	45.295	37.893		9:17:38.010
7	1:56.510	33.294	45.324	37.892		9:19:34.520
8	1:56.755	33.375	45.466	37.914		9:21:31.275
9	2:02.783	36.158	47.967	38.658		9:23:34.058
10	1:56.789	33.418	45.395	37.976		9:25:30.847
11	2:13.761 P	35.020	47.523	51.218		9:27:44.608

11

Sylvain Noel

18

Pierre Combet

RACING TECHNOLOGY

AUTOSPORT GP

Lap D	Time	Sector 1	Sector 2	Sector 3	T. Spd	Elapsed
1	9:15:52.739	9:14:15.850	54.643	42.246		9:15:52.739
2	1:59.870	34.220	47.322	38.328		9:17:52.609
3	1:57.434	33.472	45.483	38.479		9:19:50.043
4	2:13.467	33.237	54.253	45.977		9:22:03.510
5	1:58.162	33.484	45.595	39.083		9:24:01.672
6	1:57.651	33.881	45.595	38.175		9:25:59.323
7	2:27.365	43.387	58.241	45.737		9:28:26.688
8	1:57.477	33.464	45.843	38.170		9:30:24.165
9	2:44.988 P	46.209	57.426	1:01.353		9:33:09.153

Lap D	Time	Sector 1	Sector 2	Sector 3	T. Spd	Elapsed
1	9:02:44.962	9:01:12.421	51.197	41.344		9:02:44.962
2	2:00.124	34.593	46.841	38.690		9:04:45.086
3	1:58.098	33.756	46.298	38.044		9:06:43.184
4	1:57.466	33.561	45.899	38.006		9:08:40.650
5	1:57.230	33.617	45.821	37.792		9:10:37.880
6	2:04.588 P	34.143	46.415	44.030		9:12:42.468
7	5:07.583	3:34.617	52.246	40.720		9:17:50.051
8	1:59.296	34.217	46.361	38.718		9:19:49.347
9	1:58.034	33.567	46.265	38.202		9:21:47.381
10	1:57.709	33.531	45.802	38.376		9:23:45.090
11	1:57.083	33.583	45.548	37.952		9:25:42.173
12	2:03.589	33.994	48.437	41.158		9:27:45.762
13	1:57.262	33.593	45.710	37.959		9:29:43.024
14	1:57.292	33.545	45.782	37.965		9:31:40.316
15	2:24.272 P	36.914	53.097	54.261		9:34:04.588

14

Julien Neveu

AUTOSPORT GP

Lap D	Time	Sector 1	Sector 2	Sector 3	T. Spd	Elapsed
1		9:01:05.220	57.086			

15

Gael Castelli

MILAN COMPETITION

Lap D	Time	Sector 1	Sector 2	Sector 3	T. Spd	Elapsed
1	9:02:26.707	9:00:55.761	51.144	39.802		9:02:26.707
2	2:00.519	34.115	46.938	39.466		9:04:27.226
3	1:59.547	34.167	46.767	38.613		9:06:26.773
4	2:04.956 P	33.924	46.234	44.798		9:08:31.729
5	3:45.863	2:17.548	49.232	39.083		9:12:17.592
6	1:57.579	33.843	45.970	37.766		9:14:15.171
7	1:56.819	33.466	45.603	37.750		9:16:11.990
8	1:56.598	33.296	45.415	37.887		9:18:08.588
9	2:04.143 P	33.388	45.526	45.229		9:20:12.731
10	4:19.029	2:51.213	49.040	38.776		9:24:31.760
11	1:56.324	33.369	45.314	37.641		9:26:28.084
12	1:56.408	33.317	45.417	37.674		9:28:24.492
13	1:56.457	33.398	45.356	37.703		9:30:20.949
14	2:46.245 P	41.916	55.198	1:09.131		9:33:07.194

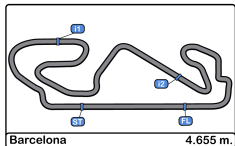
21

Marc Guillot

MILAN COMPETITION

Lap D	Time	Sector 1	Sector 2	Sector 3	T. Spd	Elapsed
1	9:02:25.706	9:00:52.565	52.561	40.580		9:02:25.706
2	2:01.179	34.495	46.829	39.855		9:04:26.885
3	1:57.896	33.919	45.926	38.051		9:06:24.781
4	1:57.708	33.943	45.676	38.089		9:08:22.489
5	1:57.056	33.355	45.704	37.997		9:10:19.545
6	2:13.938 P	35.651	48.829	49.458		9:12:33.483
7	5:46.867	4:13.432	51.448	41.987		9:18:20.350
8	2:07.193	37.508	49.647	40.038		9:20:27.543
9	1:56.864	33.240	45.565	38.059		9:22:24.407
10	1:56.210	33.170	45.172	37.868		9:24:20.617
11	1:56.580	33.212	45.379	37.989		9:26:17.197
12	1:56.263	33.312	45.275	37.676		9:28:13.460
13	2:30.935 P	38.374	58.064	54.497		9:30:44.395





Circuito de Barcelona
Alpine ELF Europa Cup
Qualifying - 2
Lap Analysis



33

Grégory Romano

77

Thomas Padovani

CMR

MILAN COMPETITION

Lap D	Time	Sector 1	Sector 2	Sector 3	T. Spd	Elapsed	Lap D	Time	Sector 1	Sector 2	Sector 3	T. Spd	Elapsed
1	9:03:04.940	9:01:18.232	1:00.868	45.840		9:03:04.940	1	9:02:35.966	9:00:59.930	52.922	43.114		9:02:35.966
2	2:07.635	36.886	49.764	40.985		9:05:12.575	2	2:00.987	34.858	47.080	39.049		9:04:36.953
3	2:02.620	35.290	47.987	39.343		9:07:15.195	3	1:58.959	33.705	46.462	38.792		9:06:35.912
4	2:01.903	34.710	47.818	39.375		9:09:17.098	4	2:06.626 P	34.095	46.473	46.058		9:08:42.538
5	2:19.059 P	34.730	48.008	56.321		9:11:36.157	5	4:50.894	3:19.917	49.616	41.361		9:13:33.432
6	3:55.028	2:24.867	48.138	42.023		9:15:31.185	6	1:59.797	34.585	46.528	38.684		9:15:33.229
7	2:04.505	34.666	49.078	40.761		9:17:35.690	7	1:58.087	33.499	46.145	38.443		9:17:31.316
8	2:04.469	35.317	49.138	40.014		9:19:40.159	8	1:57.999	33.703	45.824	38.472		9:19:29.315
9	2:01.893	34.865	47.822	39.206		9:21:42.052	9	1:58.378	33.767	45.682	38.929		9:21:27.693
10	2:02.018	34.764	47.660	39.594		9:23:44.070	10	1:58.060	33.811	45.694	38.555		9:23:25.753
11	2:37.104 P	36.425	57.273	1:03.406		9:26:21.174	11	2:00.382	33.610	45.897	40.875		9:25:26.135

69

Laurent Hurgon

AUTOSPORT GP-PATRICK
 ROGER

110

Jaime Hernandez

RACING TECHNOLOGY

Lap D	Time	Sector 1	Sector 2	Sector 3	T. Spd	Elapsed	Lap D	Time	Sector 1	Sector 2	Sector 3	T. Spd	Elapsed
1	9:02:31.614	9:00:56.056	56.075	39.483		9:02:31.614	1	9:03:15.738	9:01:21.920	1:07.737	46.081		9:03:15.738
2	1:57.728	33.734	46.039	37.955		9:04:29.342	2	2:06.251	36.303	48.780	41.168		9:05:21.989
3	2:11.368 P	35.439	48.469	47.460		9:06:40.710	3	2:01.144	35.003	47.091	39.050		9:07:23.133
4	6:06.139	4:28.704	54.155	43.280		9:12:46.849	4	2:00.514	34.404	47.062	39.048		9:09:23.647
5	1:59.962	35.494	46.349	38.119		9:14:46.811	5	2:26.143 P	37.816	52.598	55.729		9:11:49.790
6	1:56.591	33.544	45.486	37.561		9:16:43.402	6	6:04.982	4:37.593	47.735	39.654		9:17:54.772
7	1:56.183	33.156	45.491	37.536		9:18:39.585	7	1:59.304	33.970	46.365	38.969		9:19:54.076
8	2:12.270 P	35.999	48.531	47.740		9:20:51.855	8	2:39.956 P	40.735	59.289	59.932		9:22:34.032
9	3:25.532	2:00.560	47.113	37.859		9:24:17.387							
10	1:56.253	33.498	45.153	37.602		9:26:13.640							
11	2:12.033 P	34.690	49.520	47.823		9:28:25.673							

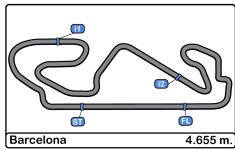
76

Pierre Sancinena

CMR

Lap D	Time	Sector 1	Sector 2	Sector 3	T. Spd	Elapsed
1	9:02:27.462	9:00:53.966	53.763	39.733		9:02:27.462
2	2:00.201	33.796	47.185	39.220		9:04:27.663
3	2:00.464	35.254	46.991	38.219		9:06:28.127
4	2:10.083 P	33.317	49.743	47.023		9:08:38.210
5	4:44.361	3:15.430	49.269	39.662		9:13:22.571
6	1:58.361	34.354	46.165	37.842		9:15:20.932
7	1:57.016	33.562	45.643	37.811		9:17:17.948
8	1:56.423	33.350	45.440	37.633		9:19:14.371
9	1:56.169	33.280	45.213	37.676		9:21:10.540
10	2:04.154	33.254	45.492	45.408		9:23:14.694
11	1:56.909	33.288	45.639	37.982		9:25:11.603
12	2:04.260	33.660	49.142	41.458		9:27:15.863
13	1:56.559	33.315	45.193	38.051		9:29:12.422
14	2:28.001 P	37.273	51.887	58.841		9:31:40.423



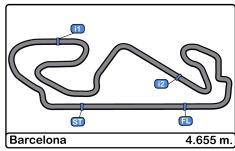


Circuito de Barcelona
Alpine ELF Europa Cup
Qualifying - 2
Best Sectors Results



Sector - 1			Sector - 2			Sector - 3			Ideal Lap vs Best Lap						
Clas	Nº	Driver	Time	Nº	Driver	Time	Nº	Driver	Time	Clas	Nº	Driver	Ideal Lap	Best Lap	Clas
1	69	Laurent Hurgon	33.156	69	Laurent Hurgon	45.153	69	Laurent Hurgon	37.536	1	69	Laurent Hurgon	1:55.845	1:56.183	2
2	21	Marc Guillot	33.170	21	Marc Guillot	45.172	2	Vincent Beltoise	37.544	2	21	Marc Guillot	1:56.018	1:56.210	3
3	8	Nicolas Milan	33.171	76	Pierre Sancinéna	45.193	76	Pierre Sancinéna	37.633	3	76	Pierre Sancinéna	1:56.080	1:56.169	1
4	11	Sylvain Noel	33.237	8	Nicolas Milan	45.290	15	Gael Castelli	37.641	4	8	Nicolas Milan	1:56.245	1:56.400	5
5	76	Pierre Sancinéna	33.254	17	Jean-Baptiste Mela	45.295	21	Marc Guillot	37.676	5	15	Gael Castelli	1:56.251	1:56.324	4
6	2	Vincent Beltoise	33.271	15	Gael Castelli	45.314	8	Nicolas Milan	37.784	6	2	Vincent Beltoise	1:56.302	1:56.549	7
7	17	Jean-Baptiste Mela	33.294	11	Sylvain Noel	45.483	18	Pierre Combot	37.792	7	17	Jean-Baptiste Mela	1:56.481	1:56.510	6
8	15	Gael Castelli	33.296	2	Vincent Beltoise	45.487	17	Jean-Baptiste Mela	37.892	8	18	Pierre Combot	1:56.871	1:57.083	8
9	77	Thomas Padovani	33.499	18	Pierre Combot	45.548	9	Marc de Fulgencio	38.035	9	11	Sylvain Noel	1:56.890	1:57.434	11
10	18	Pierre Combot	33.531	77	Thomas Padovani	45.591	11	Sylvain Noel	38.170	10	77	Thomas Padovani	1:57.325	1:57.345	9
11	9	Marc de Fulgencio	33.533	9	Marc de Fulgencio	45.829	77	Thomas Padovani	38.235	11	9	Marc de Fulgencio	1:57.397	1:57.433	10
12	4	Mathieu Blaise	33.555	4	Mathieu Blaise	45.974	4	Mathieu Blaise	38.469	12	4	Mathieu Blaise	1:57.998	1:58.209	12
13	11	Jaime Hernandez	33.970	110	Jaime Hernandez	46.365	110	Jaime Hernandez	38.969	13	110	Jaime Hernandez	1:59.304	1:59.304	13
14	3	Denis Gibaud	34.081	3	Denis Gibaud	46.968	3	Denis Gibaud	39.192	14	3	Denis Gibaud	2:00.241	2:00.241	14
15	33	Grégory Romano	34.666	33	Grégory Romano	47.660	33	Grégory Romano	39.206	15	33	Grégory Romano	2:01.532	2:01.893	15
16	7	Franc Rouxel	34.894	7	Franc Rouxel	48.613	7	Franc Rouxel	39.861	16	7	Franc Rouxel	2:03.368	2:04.134	16
17	5	Stéphane Proux	36.245	5	Stéphane Proux	49.123	5	Stéphane Proux	41.168	17	5	Stéphane Proux	2:06.536	2:06.536	17
18	14	Julien Neveu	Transpo	14	Julien Neveu	57.086	14	Julien Neveu	Transpo	18	14	Julien Neveu	Transpo	Transpo	18



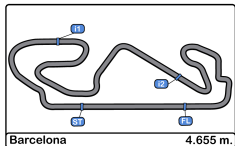


Circuito de Barcelona
Alpine ELF Europa Cup
Qualifying - 2
Best 5 Lap Times



Cls	Nº	Driver	Nat	Team	Level	Category	Best 1		Best 2		Best 3		Best 4		Best 5	
							Time	Lap	Time	Lap	Time	Lap	Time	Lap	Time	Lap
1	76	Pierre Sancinéna	FRA	CMR	Inter C		1:56.169	9	1:56.423	8	1:56.559	13	1:56.909	11	1:57.016	7
2	69	Laurent Hurgon	FRA	AUTOSPORT GP-PATRICK	Inter C	Gentleman	1:56.183	7	1:56.253	10	1:56.591	6	1:57.728	2	1:59.962	5
3	21	Marc Guillot	FRA	MILAN COMPETITION	Inter C		1:56.210	10	1:56.263	12	1:56.580	11	1:56.864	9	1:57.056	5
4	15	Gael Castelli	FRA	MILAN COMPETITION	Inter C		1:56.324	11	1:56.408	12	1:56.457	13	1:56.598	8	1:56.819	7
5	8	Nicolas Milan	FRA	MILAN COMPETITION	Inter C		1:56.400	12	1:56.438	10	1:56.503	9	1:56.524	13	1:56.889	5
6	17	Jean-Baptiste Mela	FRA	AUTOSPORT GP	Inter C	Junior	1:56.510	7	1:56.755	8	1:56.789	10	1:56.794	6	1:58.112	5
7	2	Vincent Beltoise	FRA	CMR - CCF	Inter C		1:56.549	10	1:56.836	9	1:57.247	8	1:58.243	7	1:58.355	12
8	18	Pierre Combot	FRA	AUTOSPORT GP	Inter C		1:57.083	11	1:57.230	5	1:57.262	13	1:57.292	14	1:57.466	4
9	77	Thomas Padovani	EST	MILAN COMPETITION	Inter C		1:57.345	13	1:57.999	8	1:58.060	10	1:58.087	7	1:58.378	9
10	9	Marc de Fulgencio	ESP	TEAM VRT	Inter B	Junior	1:57.433	10	1:57.564	9	1:58.155	8	1:59.399	7	1:59.928	3
11	11	Sylvain Noel	FRA	RACING TECHNOLOGY	Inter C	Gentleman	1:57.434	3	1:57.477	8	1:57.651	6	1:58.162	5	1:59.870	2
12	4	Mathieu Blaise	FRA	RACING TECHNOLOGY	Inter D		1:58.209	8	1:58.316	7	1:58.787	5	1:59.268	4	2:00.032	3
13	110	Jaime Hernandez	ESP	RACING TECHNOLOGY	Inter C	Gentleman	1:59.304	7	2:00.514	4	2:01.144	3	2:06.251	2	2:26.143	5
14	3	Denis Gibaud	FRA	MILAN COMPETITION	Inter C	Gentleman	2:00.241	9	2:00.684	12	2:00.811	13	2:00.922	11	2:02.755	5
15	33	Grégory Romano	MC	CMR	Inter D	Gentleman	2:01.893	9	2:01.903	4	2:02.018	10	2:02.620	3	2:04.469	8
16	7	Franc Rouxel	FRA	AUTOMECA	Inter D	Gentleman	2:04.134	12	2:04.401	11	2:05.290	10	2:06.192	6	2:06.940	7
17	5	Stéphane Proux	FRA	AUTOMECA	Inter D		2:06.536	12	2:08.149	9	2:08.760	10	2:08.775	8	2:08.977	11
18	14	Julien Neveu	FRA	AUTOSPORT GP	Inter C											



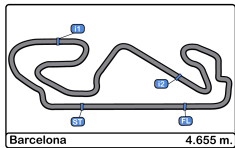


Circuito de Barcelona
Alpine ELF Europa Cup
Qualifying - 2
Fastest Laps Sequence



Lap	Time of Day	Session Time	Nº	Driver	Nat	Team	Level	Category	Time	Km/h
2	9:04:25.973	4:25.973	8	Nicolas Milan	FRA	MILAN COMPETITION	Inter C		2:00.101	139.5
2	9:04:29.342	4:29.342	69	Laurent Hurgon	FRA	AUTOSPORT GP-PATRICK ROGER	Inter C	Gentleman	1:57.728	142.3
4	9:08:20.892	8:20.892	8	Nicolas Milan	FRA	MILAN COMPETITION	Inter C		1:57.035	143.1
5	9:10:17.781	10:17.781	8	Nicolas Milan	FRA	MILAN COMPETITION	Inter C		1:56.889	143.3
7	9:16:11.990	16:11.990	15	Gael Castelli	FRA	MILAN COMPETITION	Inter C		1:56.819	143.4
6	9:16:43.402	16:43.402	69	Laurent Hurgon	FRA	AUTOSPORT GP-PATRICK ROGER	Inter C	Gentleman	1:56.591	143.7
7	9:18:39.585	18:39.585	69	Laurent Hurgon	FRA	AUTOSPORT GP-PATRICK ROGER	Inter C	Gentleman	1:56.183	144.2
9	9:21:10.540	21:10.540	76	Pierre Sancinéna	FRA	CMR	Inter C		1:56.169	144.2





Circuito de Barcelona
Alpine ELF Europa Cup
Qualifying - 2
Pit Stop Analysis



2 Vincent Beltoise CMR - CCF

Nr.	In Day Time	In Time	Out Time	Pit Time	T. Pit Time	Handicap	Penalty
1	9:10:25.433	9:10:25.433	9:12:52.880	2:27.447	2:27.447		

3 Denis Gibaud Gentleman MILAN COMPETITION

Nr.	In Day Time	In Time	Out Time	Pit Time	T. Pit Time	Handicap	Penalty
1	9:13:32.666	9:13:32.666	9:16:20.591	2:47.925	2:47.925		

7 Franc Rouxel Gentleman AUTOMECA

Nr.	In Day Time	In Time	Out Time	Pit Time	T. Pit Time	Handicap	Penalty
1	9:18:33.990	9:18:33.990	9:20:32.926	1:58.936	1:58.936		

8 Nicolas Milan MILAN COMPETITION

Nr.	In Day Time	In Time	Out Time	Pit Time	T. Pit Time	Handicap	Penalty
1	9:12:28.860	9:12:28.860	9:16:00.546	3:31.686	3:31.686		

9 Marc de Fulgencio Junior TEAM VRT

Nr.	In Day Time	In Time	Out Time	Pit Time	T. Pit Time	Handicap	Penalty
1	9:08:31.322	9:08:31.322	9:11:02.574	2:31.252	2:31.252		

15 Gael Castelli MILAN COMPETITION

Nr.	In Day Time	In Time	Out Time	Pit Time	T. Pit Time	Handicap	Penalty
1	9:08:28.601	9:08:28.601	9:10:08.163	1:39.562	1:39.562		
2	9:20:10.199	9:20:10.199	9:22:27.571	2:17.372	3:56.934		

17 Jean-Baptiste Mela Junior AUTOSPORT GP

Nr.	In Day Time	In Time	Out Time	Pit Time	T. Pit Time	Handicap	Penalty
1	9:06:38.323	9:06:38.323	9:11:39.417	5:01.094	5:01.094		

18 Pierre Combot AUTOSPORT GP

Nr.	In Day Time	In Time	Out Time	Pit Time	T. Pit Time	Handicap	Penalty
1	9:12:39.755	9:12:39.755	9:15:35.664	2:55.909	2:55.909		

21 Marc Guillot MILAN COMPETITION

Nr.	In Day Time	In Time	Out Time	Pit Time	T. Pit Time	Handicap	Penalty
1	9:12:30.188	9:12:30.188	9:16:01.691	3:31.503	3:31.503		

33 Grégory Romano Gentleman CMR

Nr.	In Day Time	In Time	Out Time	Pit Time	T. Pit Time	Handicap	Penalty
1	9:11:33.085	9:11:33.085	9:13:25.374	1:52.289	1:52.289		

69 Laurent Hurgon Gentleman AUTOSPORT GP-PATRICK ROGER

Nr.	In Day Time	In Time	Out Time	Pit Time	T. Pit Time	Handicap	Penalty
1	9:06:37.362	9:06:37.362	9:10:28.031	3:50.669	3:50.669		
2	9:20:48.866	9:20:48.866	9:22:17.734	1:28.868	5:19.537		

76 Pierre Sancinéna CMR

Nr.	In Day Time	In Time	Out Time	Pit Time	T. Pit Time	Handicap	Penalty
1	9:08:35.769	9:08:35.769	9:11:16.491	2:40.722	2:40.722		

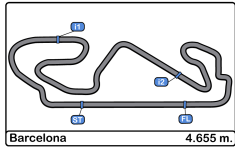
77 Thomas Padovani MILAN COMPETITION

Nr.	In Day Time	In Time	Out Time	Pit Time	T. Pit Time	Handicap	Penalty
1	9:08:40.049	9:08:40.049	9:11:24.978	2:44.929	2:44.929		

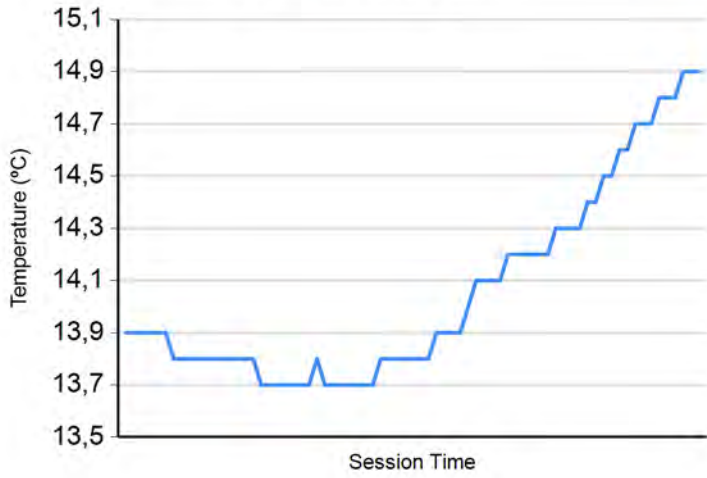
110 Jaime Hernandez Gentleman RACING TECHNOLOGY

Nr.	In Day Time	In Time	Out Time	Pit Time	T. Pit Time	Handicap	Penalty
1	9:11:46.580	9:11:46.580	9:15:47.908	4:01.328	4:01.328		

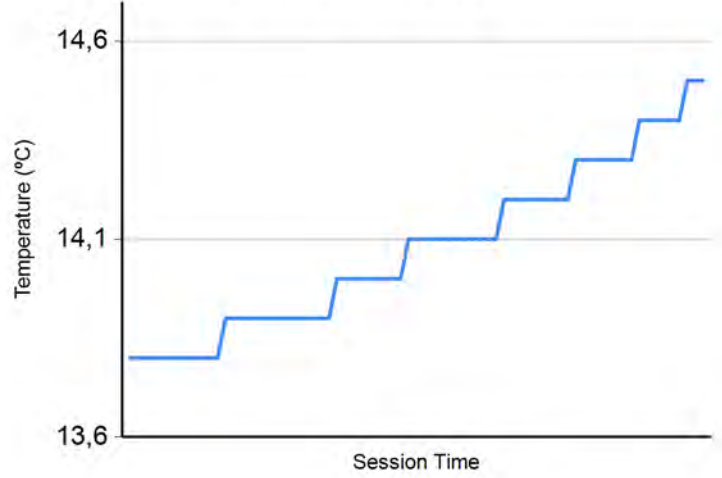




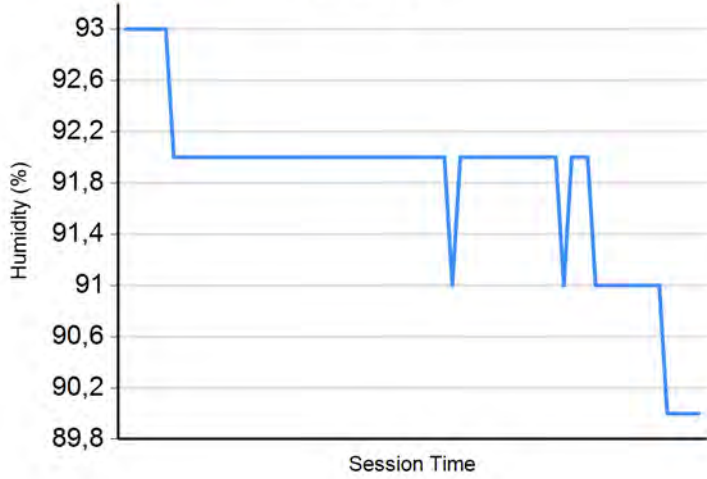
Air Temperature



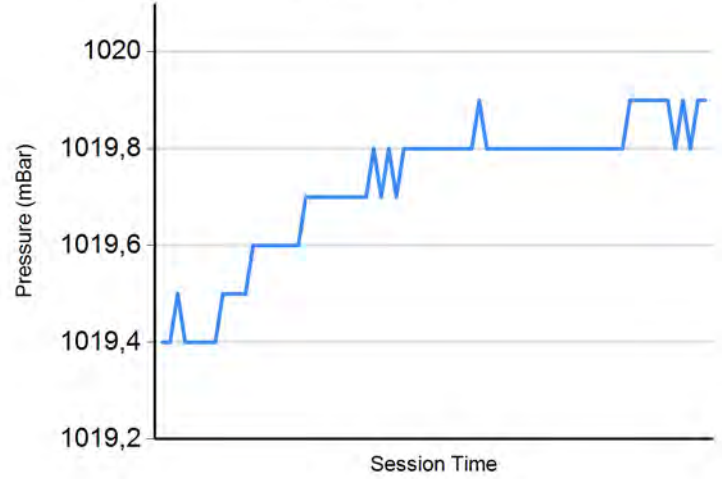
Track Temperature



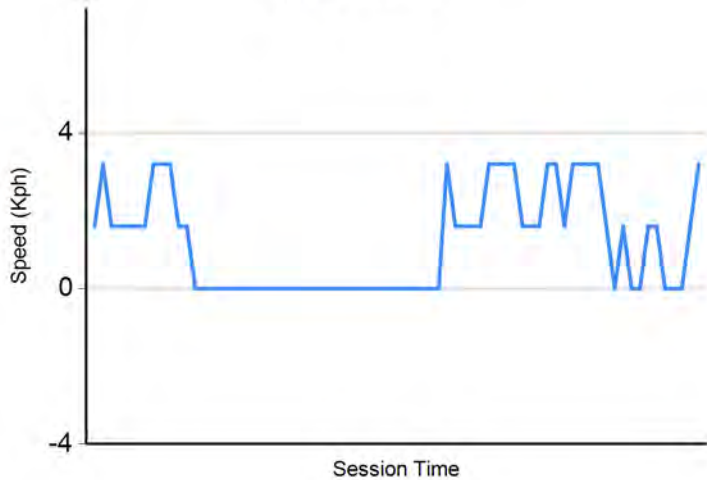
Humidity



Pressure

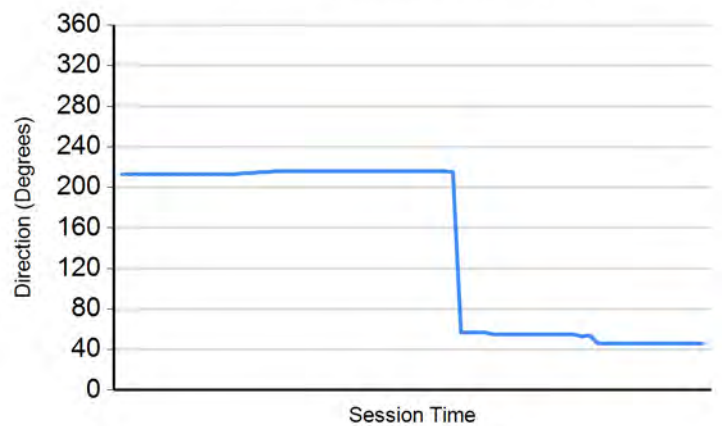


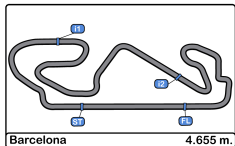
Wind Speed



Wind direction

North = 0°/360° Est = 90° South = 180° West = 270°





Circuit de Barcelona
Alpine ELF Europa Cup
Qualifying - 2




Provisional Results Amended

Cls	Nº	Driver	Nat	Team	Level	Category	Laps	Best	Time	Gap	Interval	Km/h
1	69	Laurent Hurgon	FRA	AUTOSPORT GP-PATRICK ROGER	Inter C	Gentleman	11	10	1:56.253			144.1
2	21	Marc Guillot	FRA	MILAN COMPETITION	Inter C		13	12	1:56.263	0.010	0.010	144.1
3	15	Gael Castelli	FRA	MILAN COMPETITION	Inter C		14	11	1:56.324	0.071	0.061	144.0
4	8	Nicolas Milan	FRA	MILAN COMPETITION	Inter C		14	12	1:56.400	0.147	0.076	143.9
5	76	Pierre Sancin�na	FRA	CMR	Inter C		14	8	1:56.423	0.170	0.023	143.9
6	2	Vincent Beltoise	FRA	CMR - CCF	Inter C		13	10	1:56.549	0.296	0.126	143.7
7	17	Jean-Baptiste Mela	FRA	AUTOSPORT GP	Inter C	Junior	11	8	1:56.755	0.502	0.206	143.5
8	18	Pierre Combot	FRA	AUTOSPORT GP	Inter C		15	11	1:57.083	0.830	0.328	143.1
9	9	Marc de Fulgencio	ESP	TEAM VRT	Inter B	Junior	12	10	1:57.433	1.180	0.350	142.7
10	11	Sylvain Noel	FRA	RACING TECHNOLOGY	Inter C	Gentleman	9	3	1:57.434	1.181	0.001	142.7
11	77	Thomas Padovani	EST	MILAN COMPETITION	Inter C		14	8	1:57.999	1.746	0.565	142.0
12	4	Mathieu Blaise	FRA	RACING TECHNOLOGY	Inter D		9	8	1:58.209	1.956	0.210	141.7
13	110	Jaime Hernandez	ESP	RACING TECHNOLOGY	Inter C	Gentleman	8	7	1:59.304	3.051	1.095	140.4
14	3	Denis Gibaud	FRA	MILAN COMPETITION	Inter C	Gentleman	14	9	2:00.241	3.988	0.937	139.3
15	33	Gr�gory Romano	MCO	CMR	Inter D	Gentleman	11	9	2:01.893	5.640	1.652	137.4
16	7	Franc Rouxel	FRA	AUTOMECA	Inter D	Gentleman	12	12	2:04.134	7.881	2.241	134.9
17	5	St�phane Proux	FRA	AUTOMECA	Inter D		13	9	2:08.149	11.896	4.015	130.7

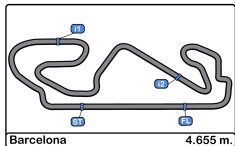
CAR #5 LAP TIME 2:06.536 DELETED TRACK LIMITS
 CAR #17 LAP TIME 1:56.510 DELETED TRACK LIMITS
 CAR #21 LAP TIME 1:56.210 DELETED TRACK LIMITS
 CAR #69 LAP TIME 1:56.183 DELETED TRACK LIMITS
 CAR #76 LAP TIME 1:56.169 DELETED TRACK LIMITS
 CAR #77 LAP TIME 1:57.345 DELETED TRACK LIMITS

Published at:.....

Track Temp: 14.4  C Air Temp: 14.8  C Humidity: 90 % Track Status: DRY

Stewards:	Race Director:	Timekeeper: 
-----------	----------------	---





Circuito de Barcelona
Alpine ELF Europa Cup
Qualifying - 2
Final Results




Cls	Nº	Driver	Nat	Team	Level	Category	Laps	Best	Time	Gap	Interval	Km/h
1	69	Laurent Hurgon	FRA	AUTOSPORT GP-PATRICK ROGER	Inter C	Gentleman	11	10	1:56.253			144.1
2	21	Marc Guillot	FRA	MILAN COMPETITION	Inter C		13	12	1:56.263	0.010	0.010	144.1
3	15	Gael Castelli	FRA	MILAN COMPETITION	Inter C		14	11	1:56.324	0.071	0.061	144.0
4	8	Nicolas Milan	FRA	MILAN COMPETITION	Inter C		14	12	1:56.400	0.147	0.076	143.9
5	76	Pierre Sancin�na	FRA	CMR	Inter C		14	8	1:56.423	0.170	0.023	143.9
6	2	Vincent Beltoise	FRA	CMR - CCF	Inter C		13	10	1:56.549	0.296	0.126	143.7
7	17	Jean-Baptiste Mela	FRA	AUTOSPORT GP	Inter C	Junior	11	8	1:56.755	0.502	0.206	143.5
8	18	Pierre Combot	FRA	AUTOSPORT GP	Inter C		15	11	1:57.083	0.830	0.328	143.1
9	9	Marc de Fulgencio	ESP	TEAM VRT	Inter B	Junior	12	10	1:57.433	1.180	0.350	142.7
10	11	Sylvain Noel	FRA	RACING TECHNOLOGY	Inter C	Gentleman	9	3	1:57.434	1.181	0.001	142.7
11	77	Thomas Padovani	EST	MILAN COMPETITION	Inter C		14	8	1:57.999	1.746	0.565	142.0
12	4	Mathieu Blaise	FRA	RACING TECHNOLOGY	Inter D		9	8	1:58.209	1.956	0.210	141.7
13	110	Jaime Hernandez	ESP	RACING TECHNOLOGY	Inter C	Gentleman	8	7	1:59.304	3.051	1.095	140.4
14	3	Denis Gibaud	FRA	MILAN COMPETITION	Inter C	Gentleman	14	9	2:00.241	3.988	0.937	139.3
15	33	Gr�gory Romano	MCO	CMR	Inter D	Gentleman	11	9	2:01.893	5.640	1.652	137.4
16	7	Franc Rouxel	FRA	AUTOMECA	Inter D	Gentleman	12	12	2:04.134	7.881	2.241	134.9
17	5	St�phane Proux	FRA	AUTOMECA	Inter D		13	9	2:08.149	11.896	4.015	130.7

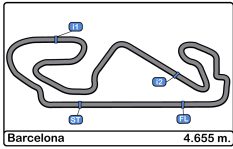
CAR #5 LAP TIME 2:06.536 DELETED TRACK LIMITS
 CAR #17 LAP TIME 1:56.510 DELETED TRACK LIMITS
 CAR #21 LAP TIME 1:56.210 DELETED TRACK LIMITS
 CAR #69 LAP TIME 1:56.183 DELETED TRACK LIMITS
 CAR #76 LAP TIME 1:56.169 DELETED TRACK LIMITS
 CAR #77 LAP TIME 1:57.345 DELETED TRACK LIMITS

Published at:.....

Track Temp: 14.4  C Air Temp: 14.8  C Humidity: 90 % Track Status: DRY

Stewards:	Race Director:	Timekeeper: 
-----------	----------------	---

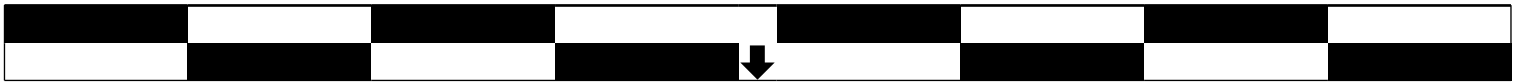




Circuito de Barcelona
 Alpine ELF Europa Cup
 Race - 2
Starting Grid



17	5	Stéphane Proux	2:08.149	18	14	Julien Neveu	
15	33	Grégory Romano	2:01.893	16	7	Franc Rouxel	2:04.134
13	110	Jaime Hernandez	1:59.304	14	3	Denis Gibaud	2:00.241
11	77	Thomas Padovani	1:57.999	12	4	Mathieu Blaise	1:58.209
9	9	Marc de Fulgencio	1:57.433	10	11	Sylvain Noel	1:57.434
7	17	Jean-Baptiste Mela	1:56.755	8	18	Pierre Combot	1:57.083
5	76	Pierre Sancinéna	1:56.423	6	2	Vincent Beltoise	1:56.549
3	15	Gael Castelli	1:56.324	4	8	Nicolas Milan	1:56.400
1	69	Laurent Hurgon	1:56.253	2	21	Marc Guillot	1:56.263

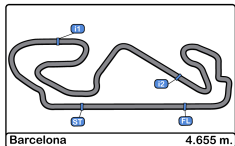


Pole

Published at:.....

Stewards:	Timekeeper:
-----------	-------------





Circuit de Barcelona
Alpine ELF Europa Cup
Race - 2
Provisional Results



Cls	N°	Driver	Nat	Team	Level	Category	Laps	Total Time	Gap	Interval	Km/h	Best	Time	Km/h
1	8	Nicolas Milan	FRA	MILAN COMPETITION	Inter C		14	28:51.586			135.4	6	1:57.447	142.6
2	21	Marc Guillot	FRA	MILAN COMPETITION	Inter C		14	28:52.289	0.703	0.703	135.4	12	1:57.351	142.8
3	14	Julien Neveu	FRA	AUTOSPORT GP	Inter C		14	28:53.524	1.938	1.235	135.3	3	1:57.051	143.1
4	76	Pierre Sancinéna	FRA	CMR	Inter C		14	28:53.911	2.325	0.387	135.3	3	1:57.358	142.7
5	17	Jean-Baptiste Mela	FRA	AUTOSPORT GP	Inter C	Junior	14	28:54.339	2.753	0.428	135.2	10	1:57.111	143.0
6	11	Sylvain Noel	FRA	RACING TECHNOLOGY	Inter C	Gentleman	14	29:01.936	10.350	7.597	134.6	3	1:57.315	142.8
7	77	Thomas Padovani	EST	MILAN COMPETITION	Inter C		14	29:03.020	11.434	1.084	134.6	6	1:57.822	142.2
8	9	Marc de Fulgencio	ESP	TEAM VRT	Inter B	Junior	14	29:03.426	11.840	0.406	134.5	6	1:57.605	142.4
9	69	Laurent Hurgon	FRA	AUTOSPORT GP-PATRICK ROGER	Inter C	Gentleman	14	29:04.439	12.853	1.013	134.4	3	1:57.388	142.7
10	4	Mathieu Blaise	FRA	RACING TECHNOLOGY	Inter D		14	29:06.499	14.913	2.060	134.3	6	1:57.847	142.2
11	110	Jaime Hernandez	ESP	RACING TECHNOLOGY	Inter C	Gentleman	14	29:22.625	31.039	16.126	133.1	12	2:00.120	139.5
12	33	Grégory Romano	MC	CMR	Inter D	Gentleman	14	29:34.166	42.580	11.541	132.2	8	2:00.847	138.6
13	3	Denis Gibaud	FRA	MILAN COMPETITION	Inter C	Gentleman	14	29:40.828	49.242	6.662	131.7	8	2:01.200	138.2
14	2	Vincent Beltoise	FRA	CMR - CCF	Inter C		13	28:33.531	1 Lap	1 Lap	127.1	6	1:57.380	142.7
15	5	Stéphane Proux	FRA	AUTOMECA	Inter D		12	25:42.977	2 Laps	1 Lap	130.3	9	2:02.054	137.2
16	7	Franc Rouxel	FRA	AUTOMECA	Inter D	Gentleman	12	25:43.207	2 Laps	0.230	130.3	11	2:02.086	137.2
Not classified: (Requirements: 75% of number laps of leader = 11 Laps)														
	15	Gael Castelli	FRA	MILAN COMPETITION	Inter C		9	19:02.816	5 Laps	3 Laps	131.9	7	1:57.543	142.5
	18	Pierre Combot	FRA	AUTOSPORT GP	Inter C		2	4:07.405	12 Laps	7 Laps	135.4	2	1:59.199	140.5

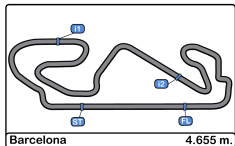
Fastest lap Julien Neveu in 1:57.051 at 143.2 Km/h in lap 3

Published at:.....

Track Temp: **18.1 °C** Air Temp: **21.1 °C** Humidity: **70 %** Track Status: **DRY**

Stewards:	Race Director:	Timekeeper:
------------------	-----------------------	------------------------





Circuito de Barcelona
Alpine ELF Europa Cup
Race - 2
Provisional Results by Class



Cla	Nº	Driver	Nat	Team	Level	Category	Laps	Total Time	Gap	Interval	Km/h	Best	Time	Km/h
Inter B														
1	9	Marc de Fulgencio	ESP	TEAM VRT	Inter B	Junior	14	29:03.426			134.5	6	1:57.605	142.4
Inter C														
1	8	Nicolas Milan	FRA	MILAN COMPETITION	Inter C		14	28:51.586			135.4	6	1:57.447	142.6
2	21	Marc Guillot	FRA	MILAN COMPETITION	Inter C		14	28:52.289	0.703	0.703	135.4	12	1:57.351	142.8
3	14	Julien Neveu	FRA	AUTOSPORT GP	Inter C		14	28:53.524	1.938	1.235	135.3	3	1:57.051	143.1
4	76	Pierre Sancinéna	FRA	CMR	Inter C		14	28:53.911	2.325	0.387	135.3	3	1:57.358	142.7
5	17	Jean-Baptiste Mela	FRA	AUTOSPORT GP	Inter C	Junior	14	28:54.339	2.753	0.428	135.2	10	1:57.111	143.0
6	11	Sylvain Noel	FRA	RACING TECHNOLOGY	Inter C	Gentleman	14	29:01.936	10.350	7.597	134.6	3	1:57.315	142.8
7	77	Thomas Padovani	EST	MILAN COMPETITION	Inter C		14	29:03.020	11.434	1.084	134.6	6	1:57.822	142.2
8	69	Laurent Hurgon	FRA	AUTOSPORT GP-PATRICK ROGER	Inter C	Gentleman	14	29:04.439	12.853	1.419	134.4	3	1:57.388	142.7
9	110	Jaime Hernandez	ESP	RACING TECHNOLOGY	Inter C	Gentleman	14	29:22.625	31.039	18.186	133.1	12	2:00.120	139.5
10	3	Denis Gibaud	FRA	MILAN COMPETITION	Inter C	Gentleman	14	29:40.828	49.242	18.203	131.7	8	2:01.200	138.2
11	2	Vincent Beltoise	FRA	CMR - CCF	Inter C		13	28:33.531	1 Lap	1 Lap	127.1	6	1:57.380	142.7
Not classified: (Requirements: 75% of number laps of leader = 11 Laps)														
15	Gael Castelli	FRA	MILAN COMPETITION	Inter C			9	19:02.816	5 Laps	4 Laps	131.9	7	1:57.543	142.5
18	Pierre Combot	FRA	AUTOSPORT GP	Inter C			2	4:07.405	12 Laps	7 Laps	135.4	2	1:59.199	140.5
Inter D														
1	4	Mathieu Blaise	FRA	RACING TECHNOLOGY	Inter D		14	29:06.499			134.3	6	1:57.847	142.2
2	33	Grégory Romano	MC	CMR	Inter D	Gentleman	14	29:34.166	42.580	27.667	132.2	8	2:00.847	138.6
3	5	Stéphane Proux	FRA	AUTOMECA	Inter D		12	25:42.977	2 Laps	2 Laps	130.3	9	2:02.054	137.2
4	7	Franc Rouxel	FRA	AUTOMECA	Inter D	Gentleman	12	25:43.207	2 Laps	0.230	130.3	11	2:02.086	137.2

Fastest lap Julien Neveu in 1:57.051 at 143.2 Km/h in lap 3

Published at:.....

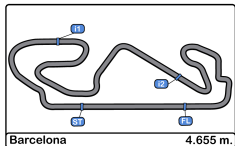
Track Temp: **18.1 °C** Air Temp: **21.1 °C** Humidity: **70 %** Track Status: **DRY**

Stewards:

Race Director:

Timekeeper:





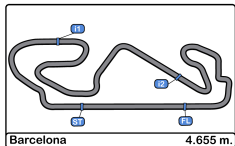
Circuito de Barcelona
Alpine ELF Europa Cup
Race - 2



Provisional Classification by Driver Fastest Lap

Cls	Nº	Driver	Nat	Team	Level	Category	Laps	Best	Time	Gap	Interval	Km/h
1	14	Julien Neveu	FRA	AUTOSPORT GP	Inter C		14	3	1:57.051			143.1
2	17	Jean-Baptiste Mela	FRA	AUTOSPORT GP	Inter C	Junior	14	10	1:57.111	0.060	0.060	143.0
3	11	Sylvain Noel	FRA	RACING TECHNOLOGY	Inter C	Gentleman	14	3	1:57.315	0.264	0.204	142.8
4	21	Marc Guillot	FRA	MILAN COMPETITION	Inter C		14	12	1:57.351	0.300	0.036	142.8
5	76	Pierre Sancin�na	FRA	CMR	Inter C		14	3	1:57.358	0.307	0.007	142.7
6	2	Vincent Beltoise	FRA	CMR - CCF	Inter C		13	6	1:57.380	0.329	0.022	142.7
7	69	Laurent Hurgon	FRA	AUTOSPORT GP-PATRICK ROGER	Inter C	Gentleman	14	3	1:57.388	0.337	0.008	142.7
8	8	Nicolas Milan	FRA	MILAN COMPETITION	Inter C		14	6	1:57.447	0.396	0.059	142.6
9	15	Gael Castelli	FRA	MILAN COMPETITION	Inter C		9	7	1:57.543	0.492	0.096	142.5
10	9	Marc de Fulgencio	ESP	TEAM VRT	Inter B	Junior	14	6	1:57.605	0.554	0.062	142.4
11	77	Thomas Padovani	EST	MILAN COMPETITION	Inter C		14	6	1:57.822	0.771	0.217	142.2
12	4	Mathieu Blaise	FRA	RACING TECHNOLOGY	Inter D		14	6	1:57.847	0.796	0.025	142.2
13	18	Pierre Combot	FRA	AUTOSPORT GP	Inter C		2	2	1:59.199	2.148	1.352	140.5
14	110	Jaime Hernandez	ESP	RACING TECHNOLOGY	Inter C	Gentleman	14	12	2:00.120	3.069	0.921	139.5
15	33	Gr�gory Romano	MCO	CMR	Inter D	Gentleman	14	8	2:00.847	3.796	0.727	138.6
16	3	Denis Gibaud	FRA	MILAN COMPETITION	Inter C	Gentleman	14	8	2:01.200	4.149	0.353	138.2
17	5	St�phane Proux	FRA	AUTOMECA	Inter D		12	9	2:02.054	5.003	0.854	137.2
18	7	Franc Rouxel	FRA	AUTOMECA	Inter D	Gentleman	12	11	2:02.086	5.035	0.032	137.2



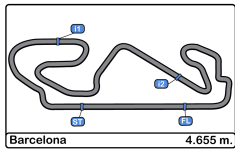


Circuito de Barcelona
Alpine ELF Europa Cup
Race - 2
Distance and Speed Average



Cls	Nº	Driver	Nat	Team	Level	Category	Laps	Distance	Total Time	Km/h
1	8	Nicolas Milan	FRA	MILAN COMPETITION	Inter C		14	65.17	28:51.586	135.4
2	21	Marc Guillot	FRA	MILAN COMPETITION	Inter C		14	65.17	28:52.289	135.4
3	14	Julien Neveu	FRA	AUTOSPORT GP	Inter C		14	65.17	28:53.524	135.3
4	76	Pierre Sancinéna	FRA	CMR	Inter C		14	65.17	28:53.911	135.3
5	17	Jean-Baptiste Mela	FRA	AUTOSPORT GP	Inter C	Junior	14	65.17	28:54.339	135.2
6	11	Sylvain Noel	FRA	RACING TECHNOLOGY	Inter C	Gentleman	14	65.17	29:01.936	134.6
7	77	Thomas Padovani	EST	MILAN COMPETITION	Inter C		14	65.17	29:03.020	134.6
8	9	Marc de Fulgencio	ESP	TEAM VRT	Inter B	Junior	14	65.17	29:03.426	134.5
9	69	Laurent Hurgon	FRA	AUTOSPORT GP-PATRICK ROGER	Inter C	Gentleman	14	65.17	29:04.439	134.4
10	4	Mathieu Blaise	FRA	RACING TECHNOLOGY	Inter D		14	65.17	29:06.499	134.3
11	110	Jaime Hernandez	ESP	RACING TECHNOLOGY	Inter C	Gentleman	14	65.17	29:22.625	133.1
12	33	Grégory Romano	MCO	CMR	Inter D	Gentleman	14	65.17	29:34.166	132.2
13	3	Denis Gibaud	FRA	MILAN COMPETITION	Inter C	Gentleman	14	65.17	29:40.828	131.7
14	2	Vincent Beltoise	FRA	CMR - CCF	Inter C		13	60.51	28:33.531	127.1
15	5	Stéphane Proux	FRA	AUTOMECA	Inter D		12	55.86	25:42.977	130.3
16	7	Franc Rouxel	FRA	AUTOMECA	Inter D	Gentleman	12	55.86	25:43.207	130.3
Not classified: (Requirements: 75% of number laps of leader = 11 Laps)										
	15	Gael Castelli	FRA	MILAN COMPETITION	Inter C		9	41.89	19:02.816	131.9
	18	Pierre Combot	FRA	AUTOSPORT GP	Inter C		2	09.31	4:07.405	135.4





Circuito de Barcelona
Alpine ELF Europa Cup
Race - 2
Lap Analysis



2

Vincent Beltoise

5

Stéphane Proux

CMR - CCF

AUTOMECA

Lap D	Time	Sector 1	Sector 2	Sector 3	T. Spd	Elapsed	Lap D	Time	Sector 1	Sector 2	Sector 3	T. Spd	Elapsed
1	2:06.956	40.987	46.517	39.452		2:06.956	1	2:16.378	45.201	49.761	41.416		2:16.378
2	1:57.560	33.545	45.717	38.298		4:04.516	2	2:05.495	36.267	49.026	40.202		4:21.873
3	1:57.442	33.450	45.788	38.204		6:01.958	3	2:05.724	36.096	48.306	41.322		6:27.597
4	2:20.375	33.503	57.213	49.659		8:22.333	4	2:08.985	35.619	50.763	42.603		8:36.582
5	2:51.025	54.126	1:11.304	45.595		11:13.358	5	2:43.833	49.080	1:10.595	44.158		11:20.415
6	1:57.380	33.535	45.695	38.150		13:10.738	6	2:04.620	35.331	49.023	40.266		13:25.035
7	1:57.932	33.355	46.089	38.488		15:08.670	7	2:03.761	35.226	48.622	39.913		15:28.796
8	1:57.660	33.305	45.956	38.399		17:06.330	8	2:03.257	35.099	47.778	40.380		17:32.053
9	2:55.041 P	33.893	1:33.417	47.731		20:01.371	9	2:02.054	34.695	47.889	39.470		19:34.107
10	2:38.513	1:13.601	46.609	38.303		22:39.884	10	2:03.389	35.208	48.420	39.761		21:37.496
11	1:58.023	33.700	46.338	37.985		24:37.907	11	2:02.856	35.206	47.736	39.914		23:40.352
12	1:57.410	33.675	45.693	38.042		26:35.317	12	2:02.625	35.017	47.512	40.096		25:42.977
13	1:58.214	33.803	45.780	38.631		28:33.531	13		36.278	47.785			
14		33.959	47.056										

3

Denis Gibaud

7

Franc Rouxel

MILAN COMPETITION

AUTOMECA

Lap D	Time	Sector 1	Sector 2	Sector 3	T. Spd	Elapsed	Lap D	Time	Sector 1	Sector 2	Sector 3	T. Spd	Elapsed
1	2:11.117	42.439	48.474	40.204		2:11.117	1	2:15.094	44.386	49.690	41.018		2:15.094
2	2:02.581	34.806	47.958	39.817		4:13.698	2	2:05.834	35.865	49.221	40.748		4:20.928
3	2:01.992	34.447	47.467	40.078		6:15.690	3	2:05.855	35.731	48.825	41.299		6:26.783
4	2:13.332	34.398	48.971	49.963		8:29.022	4	2:09.246	35.853	50.606	42.787		8:36.029
5	2:48.241	52.654	1:10.569	45.018		11:17.263	5	2:43.579	48.603	1:09.342	45.634		11:19.608
6	2:01.384	34.070	47.185	40.129		13:18.647	6	2:04.634	35.314	48.788	40.532		13:24.242
7	2:02.719	35.425	47.635	39.659		15:21.366	7	2:05.444	35.488	49.620	40.336		15:29.686
8	2:01.200	34.294	47.338	39.568		17:22.566	8	2:03.156	35.217	48.195	39.744		17:32.842
9	2:03.186	34.683	48.320	40.183		19:25.752	9	2:03.576	34.918	48.965	39.693		19:36.418
10	2:03.114	35.139	48.201	39.774		21:28.866	10	2:02.181	34.740	47.989	39.452		21:38.599
11	2:02.483	34.580	48.024	39.879		23:31.349	11	2:02.086	34.815	47.858	39.413		23:40.685
12	2:02.900	34.718	48.041	40.141		25:34.249	12	2:02.522	35.185	47.764	39.573		25:43.207
13	2:03.970	36.242	47.681	40.047		27:38.219	13		35.479	47.635			
14	2:02.609	34.910	47.397	40.302		29:40.828							

4

Mathieu Blaise

8

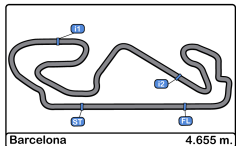
Nicolas Milan

RACING TECHNOLOGY

MILAN COMPETITION

Lap D	Time	Sector 1	Sector 2	Sector 3	T. Spd	Elapsed	Lap D	Time	Sector 1	Sector 2	Sector 3	T. Spd	Elapsed
1	2:11.531	43.039	47.926	40.566		2:11.531	1	2:04.549	40.109	46.054	38.386		2:04.549
2	2:00.011	34.504	46.660	38.847		4:11.542	2	1:57.869	33.656	46.066	38.147		4:02.418
3	1:59.437	33.882	46.810	38.745		6:10.979	3	1:57.578	33.568	45.834	38.176		5:59.996
4	2:16.123	33.872	52.530	49.721		8:27.102	4	2:18.581	33.612	55.350	49.619		8:18.577
5	2:49.099	53.062	1:10.609	45.428		11:16.201	5	2:53.094	53.773	1:11.242	48.079		11:11.671
6	1:57.847	33.560	45.952	38.335		13:14.048	6	1:57.447	33.463	45.849	38.135		13:09.118
7	1:59.125	33.972	46.078	39.075		15:13.173	7	1:57.560	33.611	45.773	38.176		15:06.678
8	1:58.255	33.612	45.960	38.683		17:11.428	8	1:57.715	33.761	45.761	38.193		17:04.393
9	1:58.577	33.685	46.238	38.654		19:10.005	9	1:57.877	33.797	45.772	38.308		19:02.270
10	1:58.989	33.683	46.035	39.271		21:08.994	10	1:57.630	33.596	45.691	38.343		20:59.900
11	1:58.701	33.819	46.020	38.862		23:07.695	11	1:57.605	33.661	45.748	38.196		22:57.505
12	1:59.227	33.830	46.322	39.075		25:06.922	12	1:57.654	33.668	45.678	38.308		24:55.159
13	2:00.061	34.420	46.635	39.006		27:06.983	13	1:58.231	33.739	45.880	38.612		26:53.390
14	1:59.516	34.107	46.525	38.884		29:06.499	14	1:58.196	33.658	45.956	38.582		28:51.586





Circuito de Barcelona
Alpine ELF Europa Cup
Race - 2
Lap Analysis



9

Marc de Fulgencio

15

Gael Castelli

TEAM VRT

MILAN COMPETITION

Lap D	Time	Sector 1	Sector 2	Sector 3	T. Spd	Elapsed
1	2:07.790	41.555	46.907	39.328		2:07.790
2	1:58.884	34.239	46.412	38.233		4:06.674
3	1:58.453	33.833	46.262	38.358		6:05.127
4	2:20.684	33.739	56.917	50.028		8:25.811
5	2:49.129	53.105	1:10.964	45.060		11:14.940
6	1:57.605	33.344	45.911	38.350		13:12.545
7	1:58.097	33.578	45.982	38.537		15:10.642
8	1:57.888	33.540	45.830	38.518		17:08.530
9	1:59.986	33.704	46.636	39.646		19:08.516
10	1:58.474	33.812	46.101	38.561		21:06.990
11	1:58.534	33.762	46.001	38.771		23:05.524
12	1:59.063	33.672	46.162	39.229		25:04.587
13	1:58.503	33.765	45.996	38.742		27:03.090
14	2:00.336	34.854	46.059	39.423		29:03.426

Lap D	Time	Sector 1	Sector 2	Sector 3	T. Spd	Elapsed
1	2:05.199	40.478	46.321	38.400		2:05.199
2	1:57.826	33.617	45.992	38.217		4:03.025
3	1:57.560	33.470	46.015	38.075		6:00.585
4	2:19.427	33.463	56.317	49.647		8:20.012
5	2:52.090	53.926	1:10.887	47.277		11:12.102
6	1:57.655	33.448	45.871	38.336		13:09.757
7	1:57.543	33.506	45.884	38.153		15:07.300
8	1:57.733	33.583	46.076	38.074		17:05.033
9	1:57.783	33.576	45.985	38.222		19:02.816
10		33.733				

17

Jean-Baptiste Mela

AUTOSPORT GP

11

Sylvain Noel

RACING TECHNOLOGY

Lap D	Time	Sector 1	Sector 2	Sector 3	T. Spd	Elapsed
1	2:07.565	41.715	46.629	39.221		2:07.565
2	1:57.511	33.696	45.974	37.841		4:05.076
3	1:57.315	33.216	46.004	38.095		6:02.391
4	2:22.122	33.282	57.896	50.944		8:24.513
5	2:49.352	53.090	1:10.844	45.418		11:13.865
6	1:57.605	33.364	45.999	38.242		13:11.470
7	1:58.382	33.447	45.895	39.040		15:09.852
8	1:57.355	33.585	45.679	38.091		17:07.207
9	2:00.427	33.728	47.645	39.054		19:07.634
10	1:58.981	34.127	46.364	38.490		21:06.615
11	1:58.469	33.971	45.913	38.585		23:05.084
12	1:58.562	33.926	46.186	38.450		25:03.646
13	1:59.218	33.934	46.315	38.969		27:02.864
14	1:59.072	34.241	46.097	38.734		29:01.936

Lap D	Time	Sector 1	Sector 2	Sector 3	T. Spd	Elapsed
1	2:18.662	41.446	46.372	50.844		2:18.662
2	1:57.225	33.581	45.673	37.971		4:15.887
3	1:58.310	34.120	45.799	38.391		6:14.197
4	2:13.809	33.906	49.933	49.970		8:28.006
5	2:48.556	53.036	1:10.362	45.158		11:16.562
6	1:57.659	33.367	46.119	38.173		13:14.221
7	1:57.607	33.502	45.712	38.393		15:11.828
8	1:57.292	33.593	45.377	38.322		17:09.120
9	1:57.819	33.391	46.120	38.308		19:06.939
10	1:57.111	33.491	45.603	38.017		21:04.050
11	1:57.216	33.522	45.473	38.221		23:01.266
12	1:58.048	33.301	46.629	38.118		24:59.314
13	1:57.214	33.343	45.555	38.316		26:56.528
14	1:57.811	33.614	45.828	38.369		28:54.339

18

Pierre Combot

AUTOSPORT GP

14

Julien Neveu

AUTOSPORT GP

Lap D	Time	Sector 1	Sector 2	Sector 3	T. Spd	Elapsed
1	2:08.450	42.837	46.580	39.033		2:08.450
2	1:57.198	33.573	45.824	37.801		4:05.648
3	1:57.051	33.103	45.808	38.140		6:02.699
4	2:22.473	33.310	58.698	50.465		8:25.172
5	2:49.252	53.107	1:10.811	45.334		11:14.424
6	1:57.489	33.422	45.850	38.217		13:11.913
7	1:57.315	33.182	45.882	38.251		15:09.228
8	1:57.370	33.277	45.805	38.288		17:06.598
9	1:57.937	33.822	45.920	38.195		19:04.535
10	1:57.607	33.371	45.975	38.261		21:02.142
11	1:57.735	33.640	45.714	38.381		22:59.877
12	1:57.729	33.578	45.808	38.343		24:57.606
13	1:57.866	33.679	45.872	38.315		26:55.472
14	1:58.052	33.634	45.932	38.486		28:53.524

Lap D	Time	Sector 1	Sector 2	Sector 3	T. Spd	Elapsed
1	2:08.206	42.145	46.870	39.191		2:08.206
2	1:59.199	34.172	46.444	38.583		4:07.405
3		33.393	46.460			

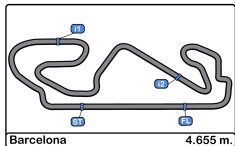
21

Marc Guillot

MILAN COMPETITION

Lap D	Time	Sector 1	Sector 2	Sector 3	T. Spd	Elapsed
1	2:04.818	40.351	46.148	38.319		2:04.818
2	1:57.924	33.711	45.948	38.265		4:02.742
3	1:57.562	33.563	45.834	38.165		6:00.304
4	2:19.182	33.548	56.024	49.610		8:19.486
5	2:52.339	53.748	1:10.849	47.742		11:11.825
6	1:57.687	33.507	45.793	38.387		13:09.512
7	1:57.528	33.450	45.811	38.267		15:07.040
8	1:57.601	33.624	45.835	38.142		17:04.641
9	1:57.882	33.748	45.870	38.264		19:02.523
10	1:57.668	33.589	45.683	38.396		21:00.191
11	1:57.818	33.650	45.723	38.445		22:58.009
12	1:57.351	33.542	45.552	38.257		24:55.360
13	1:58.228	33.760	45.848	38.620		26:53.588
14	1:58.701	33.850	45.957	38.894		28:52.289





Circuito de Barcelona
Alpine ELF Europa Cup
Race - 2
Lap Analysis



33

Grégory Romano

77

Thomas Padovani

CMR

MILAN COMPETITION

Lap D	Time	Sector 1	Sector 2	Sector 3	T. Spd	Elapsed	Lap D	Time	Sector 1	Sector 2	Sector 3	T. Spd	Elapsed
1	2:13.242	43.925	49.208	40.109		2:13.242	1	2:09.049	42.733	46.597	39.719		2:09.049
2	2:04.211	35.257	48.374	40.580		4:17.453	2	1:58.959	33.595	46.425	38.939		4:08.008
3	2:03.434	35.313	48.215	39.906		6:20.887	3	1:58.682	33.633	45.926	39.123		6:06.690
4	2:09.636	35.118	48.829	45.689		8:30.523	4	2:19.795	33.756	56.100	49.939		8:26.485
5	2:48.191	53.342	1:09.423	45.426		11:18.714	5	2:49.171	53.131	1:10.493	45.547		11:15.656
6	2:02.419	34.920	47.826	39.673		13:21.133	6	1:57.822	33.461	45.720	38.641		13:13.478
7	2:01.138	34.608	47.265	39.265		15:22.271	7	1:58.793	33.776	45.856	39.161		15:12.271
8	2:00.847	34.176	47.430	39.241		17:23.118	8	1:58.433	33.898	45.988	38.547		17:10.704
9	2:02.760	34.426	49.448	38.886		19:25.878	9	1:58.573	33.850	45.996	38.727		19:09.277
10	2:01.702	34.616	48.094	38.992		21:27.580	10	1:58.289	33.702	45.968	38.619		21:07.566
11	2:01.080	34.778	47.058	39.244		23:28.660	11	1:58.669	33.599	45.943	39.127		23:06.235
12	2:00.916	34.601	47.225	39.090		25:29.576	12	1:58.732	33.605	45.883	39.244		25:04.967
13	2:01.787	35.303	47.317	39.167		27:31.363	13	1:58.461	33.751	46.028	38.682		27:03.428
14	2:02.803	34.894	47.791	40.118		29:34.166	14	1:59.592	34.185	46.014	39.393		29:03.020

69

Laurent Hurgon

110

Jaime Hernandez

AUTOSPORT GP-PATRICK
ROGER

RACING TECHNOLOGY

Lap D	Time	Sector 1	Sector 2	Sector 3	T. Spd	Elapsed	Lap D	Time	Sector 1	Sector 2	Sector 3	T. Spd	Elapsed
1	2:05.537	40.770	46.465	38.302		2:05.537	1	2:12.216	43.206	48.401	40.609		2:12.216
2	1:58.116	33.440	46.355	38.321		4:03.653	2	2:01.644	34.697	47.473	39.474		4:13.860
3	1:57.388	33.322	45.977	38.089		6:01.041	3	2:02.146	34.752	47.177	40.217		6:16.006
4	2:19.410	33.241	56.516	49.653		8:20.451	4	2:13.718	34.317	49.316	50.085		8:29.724
5	2:51.932	53.865	1:11.166	46.901		11:12.383	5	2:47.944	52.841	1:10.119	44.984		11:17.668
6	1:57.681	33.442	45.905	38.334		13:10.064	6	2:01.006	33.993	47.059	39.954		13:18.674
7	1:57.748	33.438	45.967	38.343		15:07.812	7	2:00.486	34.757	46.801	38.928		15:19.160
8	1:57.789	33.398	46.024	38.367		17:05.601	8	2:00.238	34.614	46.763	38.861		17:19.398
9	1:57.609	33.589	45.661	38.359		19:03.210	9	2:00.473	34.533	46.965	38.975		19:19.871
10	1:59.483	33.538	47.554	38.391		21:02.693	10	2:00.348	34.530	46.755	39.063		21:20.219
11	2:07.064	33.584	46.094	47.386		23:09.757	11	2:00.250	34.506	46.691	39.053		23:20.469
12	1:57.760	33.743	45.589	38.428		25:07.517	12	2:00.120	34.407	46.768	38.945		25:20.589
13	1:58.371	33.789	46.202	38.380		27:05.888	13	2:00.856	34.485	47.078	39.293		27:21.445
14	1:58.551	33.736	46.393	38.422		29:04.439	14	2:01.180	34.481	46.996	39.703		29:22.625

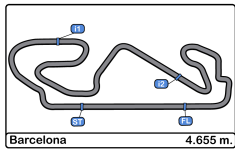
76

Pierre Sancinena

CMR

Lap D	Time	Sector 1	Sector 2	Sector 3	T. Spd	Elapsed
1	2:06.086	40.635	46.509	38.942		2:06.086
2	1:58.128	33.454	45.903	38.771		4:04.214
3	1:57.358	33.421	45.697	38.240		6:01.572
4	2:19.263	33.324	56.435	49.504		8:20.835
5	2:52.037	54.201	1:11.501	46.335		11:12.872
6	1:57.597	33.314	45.873	38.410		13:10.469
7	1:57.972	33.447	45.945	38.580		15:08.441
8	1:57.432	33.330	45.911	38.191		17:05.873
9	1:57.921	33.800	45.879	38.242		19:03.794
10	1:58.184	33.340	46.264	38.580		21:01.978
11	1:58.558	34.045	46.069	38.444		23:00.536
12	1:57.627	33.393	45.777	38.457		24:58.163
13	1:57.859	33.508	45.889	38.462		26:56.022
14	1:57.889	33.596	45.801	38.492		28:53.911



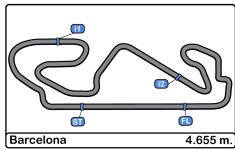


Circuito de Barcelona
Alpine ELF Europa Cup
Race - 2
Analysis by Lap



Num	Lap Time	Gap	Num	Lap Time	Gap	Num	Lap Time	Gap	Num	Lap Time	Gap	Num	Lap Time	Gap
Lap 1			Lap 3			Lap 5			Lap 7			Lap 9		
8	2:04.549		8	1:57.578		8	2:53.094		8	1:57.560		8	1:57.877	
21	2:04.818	00.269	21	1:57.562	00.308	21	2:52.339	00.154	21	1:57.528	00.362	21	1:57.882	00.253
15	2:05.199	00.650	15	1:57.560	00.589	15	2:52.090	00.431	15	1:57.543	00.622	15	1:57.783	00.546
69	2:05.537	00.988	69	1:57.388	01.045	69	2:51.932	00.712	69	1:57.748	01.134	69	1:57.609	00.940
76	2:06.086	01.537	76	1:57.358	01.576	76	2:52.037	01.201	76	1:57.972	01.763	76	1:57.921	01.524
2	2:06.956	02.407	2	1:57.442	01.962	2	2:51.025	01.687	2	1:57.932	01.992	14	1:57.937	02.265
11	2:07.565	03.016	11	1:57.315	02.395	11	2:49.352	02.194	14	1:57.315	02.550	17	1:57.819	04.669
9	2:07.790	03.241	14	1:57.051	02.703	14	2:49.252	02.753	11	1:58.382	03.174	11	2:00.427	05.364
18	2:08.206	03.657	9	1:58.453	05.131	9	2:49.129	03.269	9	1:58.097	03.964	9	1:59.986	06.246
14	2:08.450	03.901	77	1:58.682	06.694	77	2:49.171	03.985	17	1:57.607	05.150	77	1:58.573	07.007
77	2:09.049	04.500	4	1:59.437	10.983	4	2:49.099	04.530	77	1:58.793	05.593	4	1:58.577	07.735
3	2:11.117	06.568	17	1:58.310	14.201	17	2:48.556	04.891	4	1:59.125	06.495	110	2:00.473	17.601
4	2:11.531	06.982	3	2:01.992	15.694	3	2:48.241	05.592	110	2:00.486	12.482	3	2:03.186	23.482
110	2:12.216	07.667	110	2:02.146	16.010	110	2:47.944	05.997	3	2:02.719	14.688	33	2:02.760	23.608
33	2:13.242	08.693	33	2:03.434	20.891	33	2:48.191	07.043	33	2:01.138	15.593	5	2:02.054	31.837
7	2:15.094	10.545	7	2:05.855	26.787	7	2:43.579	07.937	5	2:03.761	22.118	7	2:03.576	34.148
5	2:16.378	11.829	5	2:05.724	27.601	5	2:43.833	08.744	7	2:05.444	23.008	2	2:55.041	59.101
17	2:18.662	14.113												
Num	Lap Time	Gap	Num	Lap Time	Gap	Num	Lap Time	Gap	Num	Lap Time	Gap	Num	Lap Time	Gap
Lap 2			Lap 4			Lap 6			Lap 8			Lap 10		
8	1:57.869		8	2:18.581		8	1:57.447		8	1:57.715		8	1:57.630	
21	1:57.924	00.324	21	2:19.182	00.909	21	1:57.687	00.394	21	1:57.601	00.248	21	1:57.668	00.291
15	1:57.826	00.607	15	2:19.427	01.435	15	1:57.655	00.639	15	1:57.733	00.640	76	1:58.184	02.078
69	1:58.116	01.235	69	2:19.410	01.874	69	1:57.681	00.946	69	1:57.789	01.208	14	1:57.607	02.242
76	1:58.128	01.796	76	2:19.263	02.258	76	1:57.597	01.351	76	1:57.432	01.480	69	1:59.483	02.793
2	1:57.560	02.098	2	2:20.375	03.756	2	1:57.380	01.620	2	1:57.660	01.937	17	1:57.111	04.150
11	1:57.511	02.658	11	2:22.122	05.936	11	1:57.605	02.352	14	1:57.370	02.205	11	1:58.981	06.715
14	1:57.198	03.230	14	2:22.473	06.595	14	1:57.489	02.795	11	1:57.355	02.814	9	1:58.474	07.090
9	1:58.884	04.256	9	2:20.684	07.234	9	1:57.605	03.427	9	1:57.888	04.137	77	1:58.289	07.666
18	1:59.199	04.987	77	2:19.795	07.908	77	1:57.822	04.360	17	1:57.292	04.727	4	1:58.989	09.094
77	1:58.959	05.590	4	2:16.123	08.525	4	1:57.847	04.930	77	1:58.433	06.311	110	2:00.348	20.319
4	2:00.011	09.124	17	2:13.809	09.429	17	1:57.659	05.103	4	1:58.255	07.035	33	2:01.702	27.680
3	2:02.581	11.280	3	2:13.332	10.445	3	2:01.384	09.529	110	2:00.238	15.005	3	2:03.114	28.966
110	2:01.644	11.442	110	2:13.718	11.147	110	2:01.006	09.556	3	2:01.200	18.173	5	2:03.389	37.596
17	1:57.225	13.469	33	2:09.636	11.946	33	2:02.419	12.015	33	2:00.847	18.725	7	2:02.181	38.699
33	2:04.211	15.035	7	2:09.246	17.452	7	2:04.634	15.124	5	2:03.257	27.660	2	2:38.513	1:39.984
7	2:05.834	18.510	5	2:08.985	18.005	5	2:04.620	15.917	7	2:03.156	28.449			
5	2:05.495	19.455												
												Num	Lap Time	Gap
												Lap 11		
												8	1:57.605	
												21	1:57.818	00.504





Circuito de Barcelona
Alpine ELF Europa Cup
Race - 2
Analysis by Lap



Num	Lap Time	Gap	Num	Lap Time	Gap
14	1:57.735	02.372	9	1:58.503	09.700
76	1:58.558	03.031	77	1:58.461	10.038
17	1:57.216	03.761	69	1:58.371	12.498
11	1:58.469	07.579	4	2:00.061	13.593
9	1:58.534	08.019	110	2:00.856	28.055
77	1:58.669	08.730	33	2:01.787	37.973
4	1:58.701	10.190	3	2:03.970	44.829
69	2:07.064	12.252	2	1:58.214	1:40.141

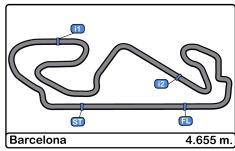
Num	Lap Time	Gap	Num	Lap Time	Gap
110	2:00.250	22.964	33	2:01.080	31.155
33	2:01.080	31.155	3	2:02.483	33.844
3	2:02.483	33.844	5	2:02.856	42.847
5	2:02.856	42.847	7	2:02.086	43.180
7	2:02.086	43.180	2	1:58.023	1:40.402
2	1:58.023	1:40.402			

Num	Lap Time	Gap	Num	Lap Time	Gap
17	1:57.811	02.753	17	1:57.811	02.753
11	1:59.072	10.350	11	1:59.072	10.350
77	1:59.592	11.434	77	1:59.592	11.434
9	2:00.336	11.840	9	2:00.336	11.840
69	1:58.551	12.853	69	1:58.551	12.853
4	1:59.516	14.913	4	1:59.516	14.913
110	2:01.180	31.039	110	2:01.180	31.039
33	2:02.803	42.580	33	2:02.803	42.580
3	2:02.609	49.242	3	2:02.609	49.242

Num	Lap Time	Gap	Num	Lap Time	Gap
77	1:58.732	09.808	77	1:58.732	09.808
4	1:59.227	11.763	4	1:59.227	11.763
69	1:57.760	12.358	69	1:57.760	12.358
110	2:00.120	25.430	110	2:00.120	25.430
33	2:00.916	34.417	33	2:00.916	34.417
3	2:02.900	39.090	3	2:02.900	39.090
5	2:02.625	47.818	5	2:02.625	47.818
7	2:02.522	48.048	7	2:02.522	48.048
2	1:57.410	1:40.158	2	1:57.410	1:40.158

Num	Lap Time	Gap	Num	Lap Time	Gap
8	1:58.231		8	1:58.231	
21	1:58.228	00.198	21	1:58.228	00.198
14	1:57.866	02.082	14	1:57.866	02.082
76	1:57.859	02.632	76	1:57.859	02.632
17	1:57.214	03.138	17	1:57.214	03.138
11	1:59.218	09.474	11	1:59.218	09.474



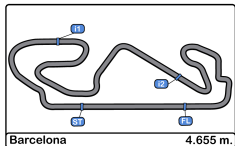


Circuito de Barcelona
Alpine ELF Europa Cup
Race - 2
Best Sectors Results



Sector - 1				Sector - 2				Sector - 3				Ideal Lap vs Best Lap			
Clas	Nº	Driver	Time	Nº	Driver	Time	Nº	Driver	Time	Clas	Nº	Driver	Ideal Lap	Best Lap	Clas
1	14	Julien Neveu	33.103	17	Jean-Baptiste Mela	45.377	14	Julien Neveu	37.801	1	14	Julien Neveu	1:56.618	1:57.051	1
2	11	Sylvain Noel	33.216	21	Marc Guillot	45.552	11	Sylvain Noel	37.841	2	17	Jean-Baptiste Mela	1:56.649	1:57.111	2
3	69	Laurent Hurgon	33.241	69	Laurent Hurgon	45.589	17	Jean-Baptiste Mela	37.971	3	11	Sylvain Noel	1:56.736	1:57.315	3
4	17	Jean-Baptiste Mela	33.301	8	Nicolas Milan	45.678	2	Vincent Beltoise	37.985	4	69	Laurent Hurgon	1:56.919	1:57.388	7
5	2	Vincent Beltoise	33.305	11	Sylvain Noel	45.679	15	Gael Castelli	38.074	5	2	Vincent Beltoise	1:56.983	1:57.380	6
6	76	Pierre Sancinéna	33.314	2	Vincent Beltoise	45.693	69	Laurent Hurgon	38.089	6	21	Marc Guillot	1:57.144	1:57.351	4
7	9	Marc de Fulgencio	33.344	76	Pierre Sancinéna	45.697	8	Nicolas Milan	38.135	7	76	Pierre Sancinéna	1:57.202	1:57.358	5
8	18	Pierre Combet	33.393	14	Julien Neveu	45.714	21	Marc Guillot	38.142	8	8	Nicolas Milan	1:57.276	1:57.447	8
9	15	Gael Castelli	33.448	77	Thomas Padovani	45.720	76	Pierre Sancinéna	38.191	9	15	Gael Castelli	1:57.393	1:57.543	9
10	21	Marc Guillot	33.450	9	Marc de Fulgencio	45.830	9	Marc de Fulgencio	38.233	10	9	Marc de Fulgencio	1:57.407	1:57.605	10
11	77	Thomas Padovani	33.461	15	Gael Castelli	45.871	4	Mathieu Blaise	38.335	11	77	Thomas Padovani	1:57.728	1:57.822	11
12	8	Nicolas Milan	33.463	4	Mathieu Blaise	45.952	77	Thomas Padovani	38.547	12	4	Mathieu Blaise	1:57.847	1:57.847	12
13	4	Mathieu Blaise	33.560	18	Pierre Combet	46.444	18	Pierre Combet	38.583	13	18	Pierre Combet	1:58.420	1:59.199	13
14	11	Jaime Hernandez	33.993	110	Jaime Hernandez	46.691	110	Jaime Hernandez	38.861	14	110	Jaime Hernandez	1:59.545	2:00.120	14
15	3	Denis Gibaud	34.070	33	Grégory Romano	47.058	33	Grégory Romano	38.886	15	33	Grégory Romano	2:00.120	2:00.847	15
16	33	Grégory Romano	34.176	3	Denis Gibaud	47.185	7	Franc Rouxel	39.413	16	3	Denis Gibaud	2:00.823	2:01.200	16
17	5	Stéphane Proux	34.695	5	Stéphane Proux	47.512	5	Stéphane Proux	39.470	17	5	Stéphane Proux	2:01.677	2:02.054	17
18	7	Franc Rouxel	34.740	7	Franc Rouxel	47.635	3	Denis Gibaud	39.568	18	7	Franc Rouxel	2:01.788	2:02.086	18



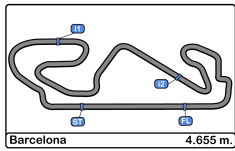


Circuito de Barcelona
Alpine ELF Europa Cup
Race - 2
Leader Sequence



<u>Nº</u>	<u>Driver</u>	<u>Nat</u>	<u>Team</u>	<u>Level</u>	<u>Category</u>	<u>Start Lap</u>	<u>End Lap</u>	<u>Laps</u>	<u>Total Laps</u>
8	Nicolas Milan	FRA	MILAN COMPETITION	Inter C		1	14	14	14



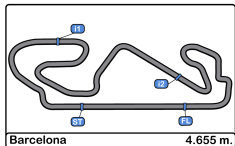


Circuito de Barcelona
Alpine ELF Europa Cup
Race - 2
Best 5 Lap Times



Cls	Nº	Driver	Nat	Team	Level	Category	Best 1		Best 2		Best 3		Best 4		Best 5	
							Time	Lap	Time	Lap	Time	Lap	Time	Lap	Time	Lap
1	14	Julien Neveu	FRA	AUTOSPORT GP	Inter C		1:57.051	3	1:57.198	2	1:57.315	7	1:57.370	8	1:57.489	6
2	17	Jean-Baptiste Mela	FRA	AUTOSPORT GP	Inter C	Junior	1:57.111	10	1:57.214	13	1:57.216	11	1:57.225	2	1:57.292	8
3	11	Sylvain Noel	FRA	RACING TECHNOLOGY	Inter C	Gentleman	1:57.315	3	1:57.355	8	1:57.511	2	1:57.605	6	1:58.382	7
4	21	Marc Guillot	FRA	MILAN COMPETITION	Inter C		1:57.351	12	1:57.528	7	1:57.562	3	1:57.601	8	1:57.668	10
5	76	Pierre Sancinena	FRA	CMR	Inter C		1:57.358	3	1:57.432	8	1:57.597	6	1:57.627	12	1:57.859	13
6	2	Vincent Beltoise	FRA	CMR - CCF	Inter C		1:57.380	6	1:57.410	12	1:57.442	3	1:57.560	2	1:57.660	8
7	69	Laurent Hurgon	FRA	AUTOSPORT GP-PATRICK BOFFA	Inter C	Gentleman	1:57.388	3	1:57.609	9	1:57.681	6	1:57.748	7	1:57.760	12
8	8	Nicolas Milan	FRA	MILAN COMPETITION	Inter C		1:57.447	6	1:57.560	7	1:57.578	3	1:57.605	11	1:57.630	10
9	15	Gael Castelli	FRA	MILAN COMPETITION	Inter C		1:57.543	7	1:57.560	3	1:57.655	6	1:57.733	8	1:57.783	9
10	9	Marc de Fulgencio	ESP	TEAM VRT	Inter B	Junior	1:57.605	6	1:57.888	8	1:58.097	7	1:58.453	3	1:58.474	10
11	77	Thomas Padovani	EST	MILAN COMPETITION	Inter C		1:57.822	6	1:58.289	10	1:58.433	8	1:58.461	13	1:58.573	9
12	4	Mathieu Blaise	FRA	RACING TECHNOLOGY	Inter D		1:57.847	6	1:58.255	8	1:58.577	9	1:58.701	11	1:58.989	10
13	18	Pierre Combot	FRA	AUTOSPORT GP	Inter C		1:59.199	2	2:08.206	1						
14	110	Jaime Hernandez	ESP	RACING TECHNOLOGY	Inter C	Gentleman	2:00.120	12	2:00.238	8	2:00.250	11	2:00.348	10	2:00.473	9
15	33	Grégory Romano	MC	CMR	Inter D	Gentleman	2:00.847	8	2:00.916	12	2:01.080	11	2:01.138	7	2:01.702	10
16	3	Denis Gibaud	FRA	MILAN COMPETITION	Inter C	Gentleman	2:01.200	8	2:01.384	6	2:01.992	3	2:02.483	11	2:02.581	2
17	5	Stéphane Proux	FRA	AUTOMECA	Inter D		2:02.054	9	2:02.625	12	2:02.856	11	2:03.257	8	2:03.389	10
18	7	Franc Rouxel	FRA	AUTOMECA	Inter D	Gentleman	2:02.086	11	2:02.181	10	2:02.522	12	2:03.156	8	2:03.576	9



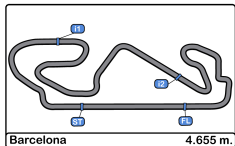


Circuito de Barcelona
Alpine ELF Europa Cup
Race - 2
Fastest Laps Sequence



Lap	Time of Day	Session Time	Nº	Driver	Nat	Team	Level	Category	Time	Km/h
2	12:22:52.452	4:02.452	8	Nicolas Milan	FRA	MILAN COMPETITION	Inter C		1:57.869	142.1
2	12:22:53.059	4:03.059	15	Gael Castelli	FRA	MILAN COMPETITION	Inter C		1:57.826	142.2
2	12:22:54.550	4:04.550	2	Vincent Beltoise	FRA	CMR - CCF	Inter C		1:57.560	142.5
2	12:22:55.110	4:05.110	11	Sylvain Noel	FRA	RACING TECHNOLOGY	Inter C	Gentleman	1:57.511	142.6
2	12:22:55.682	4:05.682	14	Julien Neveu	FRA	AUTOSPORT GP	Inter C		1:57.198	142.9
3	12:24:52.733	6:02.733	14	Julien Neveu	FRA	AUTOSPORT GP	Inter C		1:57.051	143.1





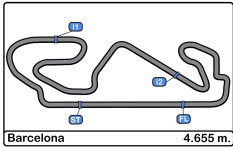
Circuito de Barcelona
Alpine ELF Europa Cup
Race - 2
Lap Chart



LAP

Nr	Pos	Grid	1	2	3	4	5	6	7	8	9	10	11	12	13	14
69	1	69	8	8	8	8	8	8	8	8	8	8	8	8	8	8
21	2	21	21	21	21	21	21	21	21	21	21	21	21	21	21	21
15	3	15	15	15	15	15	15	15	15	15	15	76	14	14	14	14
8	4	8	69	69	69	69	69	69	69	69	69	14	76	76	76	76
76	5	76	76	76	76	76	76	76	76	76	76	69	17	17	17	17
2	6	2	2	2	2	2	2	2	2	2	14	17	11	11	11	11
17	7	17	11	11	11	11	11	11	14	14	17	11	9	9	9	77
18	8	18	9	14	14	14	14	14	11	11	11	9	77	77	77	9
9	9	9	18	9	9	9	9	9	9	9	9	77	4	4	69	69
11	10	11	14	18	77	77	77	77	17	17	77	4	69	69	4	4
77	11	77	77	77	4	4	4	4	77	77	4	110	110	110	110	110
4	12	4	3	4	17	17	17	17	4	4	110	33	33	33	33	33
110	13	110	4	3	3	3	3	3	110	110	3	3	3	3	3	3
3	14	3	110	110	110	110	110	110	3	3	33	5	5	5	2	
33	15	33	33	17	33	33	33	33	33	33	5	7	7	7		
7	16	7	7	33	7	7	7	7	5	5	7	2	2	2		
5	17	5	5	7	5	5	5	5	7	7	2					
14	18	14	17	5												

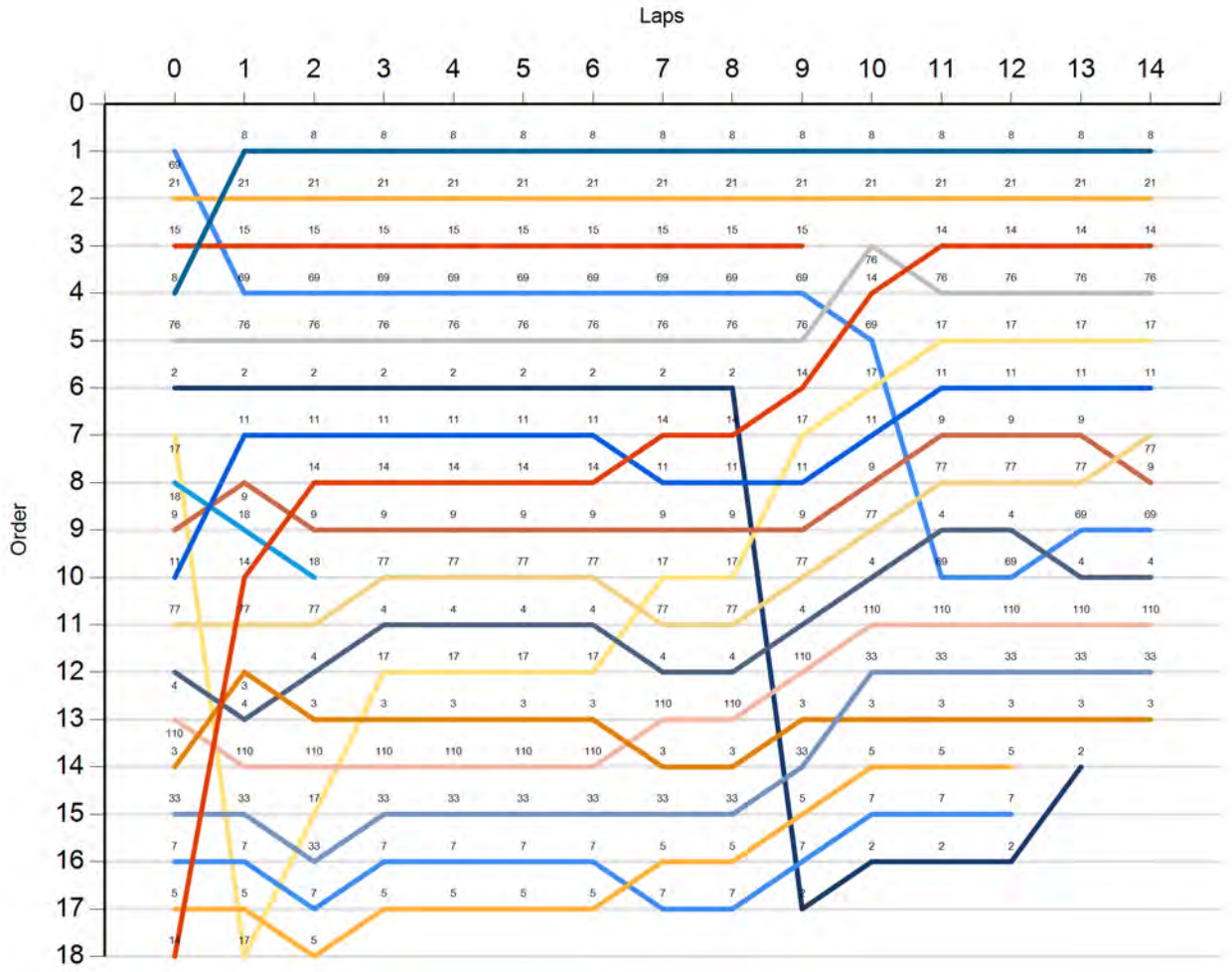


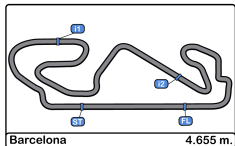


Circuito de Barcelona
 Alpine ELF Europa Cup
 Race - 2
 Graphic Lap Chart



- 69
- 21
- 15
- 8
- 76
- 2
- 17
- 18
- 9
- 11
- 77
- 4
- 110
- 3
- 33
- 7
- 5
- 14



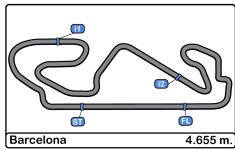


Circuito de Barcelona
Alpine ELF Europa Cup
Race - 2
Pit Stop Analysis

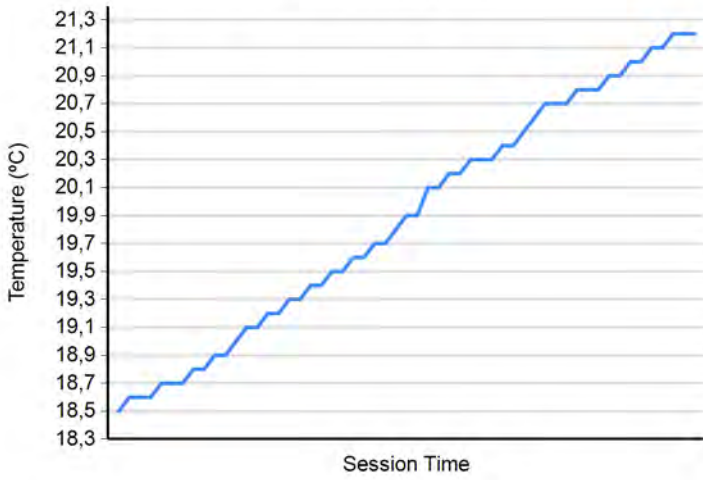


Nº	In Day Time	Driver	Nat	Team	Nat	Vehicle	In Time	Stop Nº	Pit Time	Handicap	Penalty
2	12:38:48.805	Vincent Beltoise	FRA	CMR - CCF	FRA		19:58.771	1	43.021		

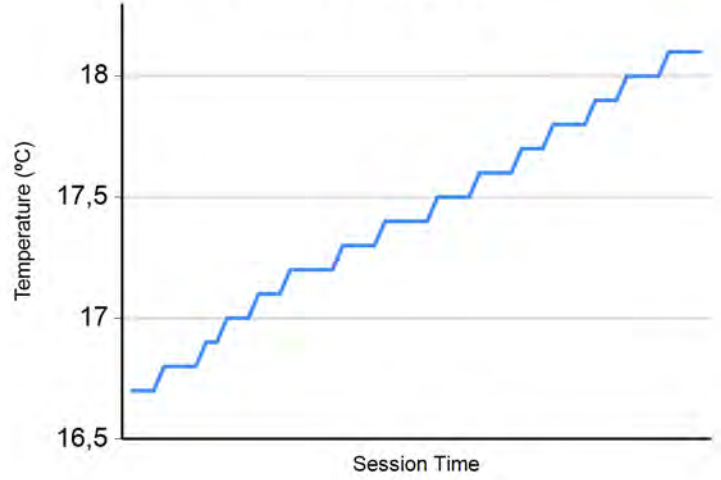




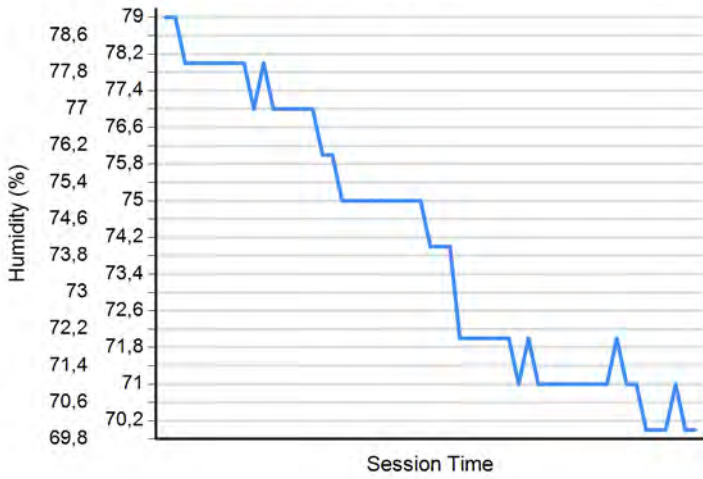
Air Temperature



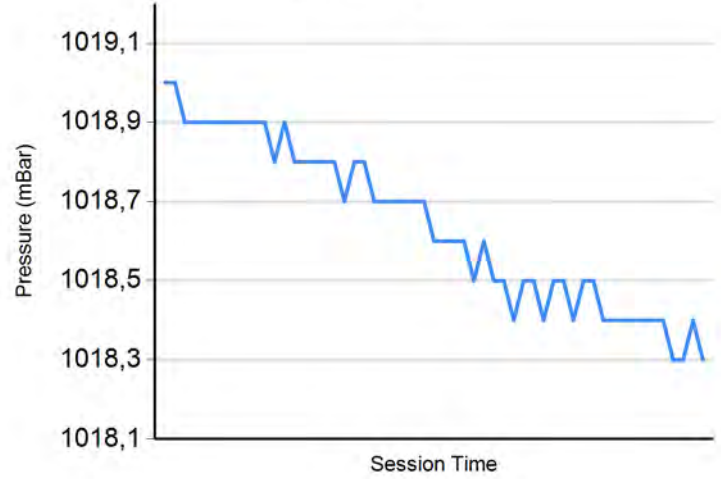
Track Temperature



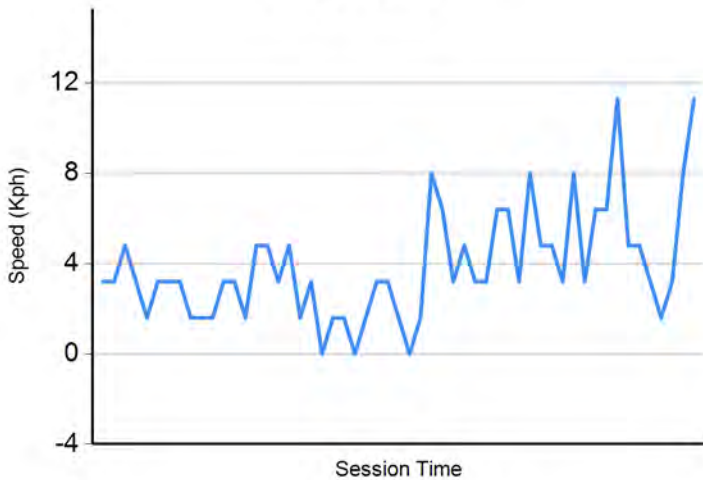
Humidity



Pressure

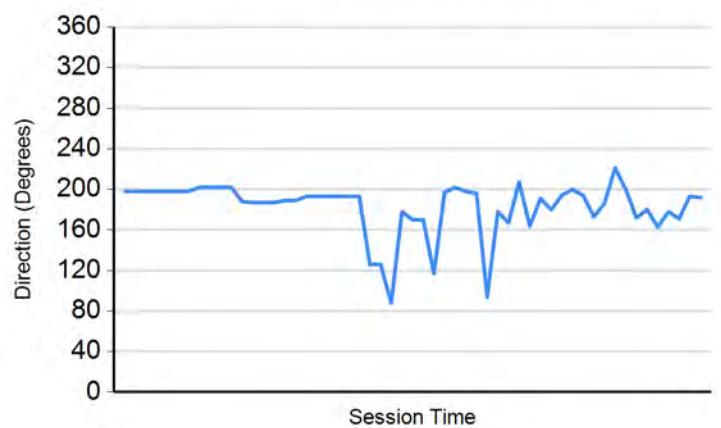


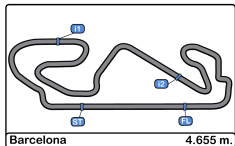
Wind Speed



Wind direction

North = 0°/360° Est = 90° South = 180° West = 270°





Circuit de Barcelona
Alpine ELF Europa Cup
Race - 2
Final Results



Cls	N°	Driver	Nat	Team	Level	Category	Laps	Total Time	Gap	Interval	Km/h	Best	Time	Km/h
1	8	Nicolas Milan	FRA	MILAN COMPETITION	Inter C		14	28:51.586			135.4	6	1:57.447	142.6
2	21	Marc Guillot	FRA	MILAN COMPETITION	Inter C		14	28:52.289	0.703	0.703	135.4	12	1:57.351	142.8
3	14	Julien Neveu	FRA	AUTOSPORT GP	Inter C		14	28:53.524	1.938	1.235	135.3	3	1:57.051	143.1
4	76	Pierre Sancinéna	FRA	CMR	Inter C		14	28:53.911	2.325	0.387	135.3	3	1:57.358	142.7
5	17	Jean-Baptiste Mela	FRA	AUTOSPORT GP	Inter C	Junior	14	28:54.339	2.753	0.428	135.2	10	1:57.111	143.0
6	11	Sylvain Noel	FRA	RACING TECHNOLOGY	Inter C	Gentleman	14	29:01.936	10.350	7.597	134.6	3	1:57.315	142.8
7	77	Thomas Padovani	EST	MILAN COMPETITION	Inter C		14	29:03.020	11.434	1.084	134.6	6	1:57.822	142.2
8	9	Marc de Fulgencio	ESP	TEAM VRT	Inter B	Junior	14	29:03.426	11.840	0.406	134.5	6	1:57.605	142.4
9	69	Laurent Hurgon	FRA	AUTOSPORT GP-PATRICK ROGER	Inter C	Gentleman	14	29:04.439	12.853	1.013	134.4	3	1:57.388	142.7
10	4	Mathieu Blaise	FRA	RACING TECHNOLOGY	Inter D		14	29:06.499	14.913	2.060	134.3	6	1:57.847	142.2
11	110	Jaime Hernandez	ESP	RACING TECHNOLOGY	Inter C	Gentleman	14	29:22.625	31.039	16.126	133.1	12	2:00.120	139.5
12	33	Grégory Romano	MC	CMR	Inter D	Gentleman	14	29:34.166	42.580	11.541	132.2	8	2:00.847	138.6
13	3	Denis Gibaud	FRA	MILAN COMPETITION	Inter C	Gentleman	14	29:40.828	49.242	6.662	131.7	8	2:01.200	138.2
14	2	Vincent Beltoise	FRA	CMR - CCF	Inter C		13	28:33.531	1 Lap	1 Lap	127.1	6	1:57.380	142.7
15	5	Stéphane Proux	FRA	AUTOMECA	Inter D		12	25:42.977	2 Laps	1 Lap	130.3	9	2:02.054	137.2
16	7	Franc Rouxel	FRA	AUTOMECA	Inter D	Gentleman	12	25:43.207	2 Laps	0.230	130.3	11	2:02.086	137.2
Not classified: (Requirements: 75% of number laps of leader = 11 Laps)														
	15	Gael Castelli	FRA	MILAN COMPETITION	Inter C		9	19:02.816	5 Laps	3 Laps	131.9	7	1:57.543	142.5
	18	Pierre Combot	FRA	AUTOSPORT GP	Inter C		2	4:07.405	12 Laps	7 Laps	135.4	2	1:59.199	140.5

Fastest lap Julien Neveu in 1:57.051 at 143.2 Km/h in lap 3

Published at:.....

Track Temp: **18.1 °C** Air Temp: **21.1 °C** Humidity: **70 %** Track Status: **DRY**

Stewards:	Race Director:	Timekeeper:
------------------	-----------------------	------------------------

