




TCR Europe

Rounds 13 & 14

Barcelona

20th – 21th October 2018

Results booklet



Provided by Colegio de Cronometradores S.L.
www.cronococa.com



Circuit de Barcelona
TCR Europe
Free Practice - 1
Provisional Results



Cls	Nº	Driver	Nat	Team	Nat	Vehicle	Laps	Best	Time	Gap	Interval	Km/h
1	25	Mikel Azcona	ESP	PCR Sport	ESP	Cupra TCR	13	8	1:54.931			145.8
2	223	Nathanaël Bertho	FRA	Comtoy Racing	FRA	Audi RS3 LMS TCR	9	4	1:55.439	0.508	0.508	145.1
3	116	Ashley Sutton	GBR	WestCoast Racing	GBR	Volkswagen Golf GTI TCR	10	7	1:55.518	0.587	0.079	145.0
4	9	Attila Tassi	HUN	Hell Energy Racing with KCMG	HUN	Honda Civic Type R FK7 TCR	12	8	1:55.537	0.606	0.019	145.0
5	69	Jean-Karl Vernay	FRA	Leopard Lukoil Team	FRA	Audi RS3 LMS TCR	10	5	1:55.576	0.645	0.039	144.9
6	62	Dušan Borkovic	SRB	Target Competition	SRB	Hyundai i30 N TCR	12	9	1:55.631	0.700	0.055	144.9
7	34	Stian Paulsen	NOR	Stian Paulsen Racing	NOR	Cupra TCR	12	8	1:55.642	0.711	0.011	144.9
8	909	Mike Halder	GER	Hell Energy Racing with KCMG	GER	Honda Civic Type R FK7 TCR	11	8	1:55.712	0.781	0.070	144.8
9	19	Andreas Bäckma	SWE	WestCoast Racing	SWE	Volkswagen Golf GTI TCR	12	8	1:55.726	0.795	0.014	144.8
10	15	Peter Terting	GER	Target Competition	GER	Hyundai i30 N TCR	13	9	1:55.838	0.907	0.112	144.6
11	22	Petr Fulín	CZE	Fulin Race Academy	CZE	Cupra TCR	11	8	1:55.861	0.930	0.023	144.6
12	94	Kris Richard	SUI	Target Competition	SUI	Hyundai i30 N TCR	13	8	1:55.871	0.940	0.010	144.6
13	8	Reece Barr	IRE	Target Competition	IRE	Hyundai i30 N TCR	13	9	1:55.969	1.038	0.098	144.5
14	555	Norbert Michelisz	HUN	M1RA	HUN	Hyundai i30 N TCR	9	7	1:56.043	1.112	0.074	144.4
15	4	Julien Briché	FRA	JSB Compétition	FRA	Peugeot 308 TCR	12	9	1:56.314	1.383	0.271	144.0
16	999	Dániel Nagy	HUN	M1RA	HUN	Hyundai i30 N TCR	11	7	1:56.446	1.515	0.132	143.9
17	99	Josh Files	GBR	Hell Energy Racing with KCMG	GBR	Honda Civic Type R FK7 TCR	10	6	1:56.455	1.524	0.009	143.9
18	23	Francisco Abreu	POR	Sports & You	POR	Peugeot 308 TCR	11	8	1:56.464	1.533	0.009	143.8
19	5	Klim Gavrilov	RUS	LTA Rally	RUS	Volkswagen Golf GTI TCR	11	7	1:56.514	1.583	0.050	143.8
20	88	Maxime Potty	BEL	Comtoy Racing	BEL	Volkswagen Golf GTI TCR	11	9	1:56.624	1.693	0.110	143.6
21	38	Danny Kroes	NED	PCR Sport	NED	Cupra TCR	11	8	1:56.632	1.701	0.008	143.6
22	27	Enrique Hernand	ESP	Sports & You	ESP	Peugeot 308 TCR	12	8	1:56.810	1.879	0.178	143.4
23	126	Jessica Bäckman	SWE	WestCoast Racing	SWE	Volkswagen Golf GTI TCR	12	9	1:57.247	2.316	0.437	142.9
24	17	Martin Ryba	SVK	Brutal Fish Racing Team	SVK	Volkswagen Golf GTI TCR	11	5	1:57.342	2.411	0.095	142.8
25	32	Oliver Taylor	GBR	Pyro Motorsport	GBR	Honda Civic Type R FK7 TCR	11	8	1:57.383	2.452	0.041	142.7
26	42	Stefano Comini	SUI	Autodis Racing by THX	SUI	Honda Civic Type R FK7 TCR	11	4	1:57.780	2.849	0.397	142.2
27	10	Viktor Davidovski	MKD	PSS Racing Team	MKD	Honda Civic Type R FK7 TCR	12	11	1:57.884	2.953	0.104	142.1
28	35	M. Sathienthirakul	THA	Monlau Competición	THA	Cupra TCR	12	11	1:57.886	2.955	0.002	142.1
29	11	Jens Reno Møller	DEN	Reno Racing	DEN	Honda Civic Type R FK7 TCR	10	9	1:58.033	3.102	0.147	141.9
30	21	Marie Baus-Coppens	FRA	JSB Compétition	FRA	Cupra TCR DSG	12	8	1:58.178	3.247	0.145	141.8
31	28	Jean-Laurent Navarro	FRA	MN Développement	FRA	Volkswagen Golf GTI TCR	12	8	1:58.589	3.658	0.411	141.3
32	111	Nikola Miljković	SRB	LEIN Racing	SRB	Cupra TCR	10	9	1:58.656	3.725	0.067	141.2

Published at:.....

Track Temp: **20.6 °C** Air Temp: **22.4 °C** Humidity: **64 %** Track Status: **DRY**

Stewards:

Race Director:

Timekeeper:





Circuit de Barcelona

TCR Europe

Free Practice - 1

Lap Analysis



4

Julien Briché

Peugeot 308 TCR

9

Attila Tassi

Honda Civic Type R FK7 TCR

JSB Compétition

Hell Energy Racing with KCMG

Lap	D	Time	Sector 1	Sector 2	Sector 3	T. Spd	Elapsed	Lap	D	Time	Sector 1	Sector 2	Sector 3	T. Spd	Elapsed
1		11:57:46.864	11:56:11.825	52.862	42.177	123.5	11:57:46.864	1		11:57:14.837	11:55:47.937	46.819	40.081	147.9	11:57:14.837
2		2:31.327 P	34.009	58.195	59.123	227.8	12:00:18.191	2		2:11.347 P	32.972	48.084	50.291	237.3	11:59:26.184
3		5:09.587	3:36.354	48.148	45.085	123.9	12:05:27.778	3		5:42.110	4:16.429	47.617	38.064	142.2	12:05:08.294
4		2:29.825	33.098	1:17.956	38.771	244.8	12:07:57.603	4		1:56.608	32.934	45.639	38.035	238.9	12:07:04.902
5		2:08.104	41.611	47.307	39.186	242.1	12:10:05.707	5		1:55.719	32.932	45.175	37.612	238.9	12:09:00.621
6		2:22.124 P	33.005	48.070	1:01.049	243.2	12:12:27.831	6		2:04.064 P	32.914	45.103	46.047	238.9	12:11:04.685
7		4:48.857	3:24.063	45.980	38.814	158.3	12:17:16.688	7		7:04.400	5:38.618	45.435	40.347	154.7	12:18:09.085
8		1:56.388	32.953	45.460	37.975	241.6	12:19:13.076	8		1:55.537	32.764	45.031	37.742	238.9	12:20:04.622
9		1:56.314	32.931	45.292	38.091	241.6	12:21:09.390	9		1:56.600	33.022	45.519	38.059	240.5	12:22:01.222
10		2:00.450	34.090	47.855	38.505	242.1	12:23:09.840	10		1:57.405	33.016	45.979	38.410	240.5	12:23:58.627
11		1:56.463	32.958	45.390	38.115	243.7	12:25:06.303	11		1:56.553	33.125	45.435	37.993	240.0	12:25:55.180
12		2:22.953 P	33.563	51.265	58.125	241.6	12:27:29.256	12		2:19.499 P	37.670	51.064	50.765	201.4	12:28:14.679

5

Klim Gavrilov

Volkswagen Golf GTI TCR

10

Viktor Davidovski

Honda Civic Type R FK7 TCR

LTA Rally

PSS Racing Team

Lap	D	Time	Sector 1	Sector 2	Sector 3	T. Spd	Elapsed	Lap	D	Time	Sector 1	Sector 2	Sector 3	T. Spd	Elapsed
1		11:58:17.950	11:56:39.445	53.882	44.623	117.2	11:58:17.950	1		11:58:17.765	11:56:32.366	57.416	47.983	119.6	11:58:17.765
2		3:04.977 P	51.040	1:08.530	1:05.407	123.4	12:01:22.927	2		3:03.476 P	49.040	1:08.090	1:06.346	143.6	12:01:21.241
3		4:23.147	2:53.978	47.864	41.305	140.2	12:05:46.074	3		4:24.678	2:52.352	50.758	41.568	155.1	12:05:45.919
4		1:58.896	33.770	46.949	38.177	240.0	12:07:44.970	4		2:02.952	34.854	49.232	38.866	233.2	12:07:48.871
5		2:09.409 P	33.124	45.741	50.544	241.6	12:09:54.379	5		1:58.888	33.311	47.000	38.577	238.9	12:09:47.759
6		7:44.406	6:11.677	50.053	42.676	149.1	12:17:38.785	6		2:19.657 P	33.637	48.219	57.801	238.4	12:12:07.416
7		1:56.514	32.983	45.606	37.925	242.1	12:19:35.299	7		5:25.143	3:56.873	48.425	39.845	166.4	12:17:32.559
8		1:57.929	33.285	46.140	38.504	242.1	12:21:33.228	8		1:57.971	33.003	46.553	38.415	240.0	12:19:30.530
9		1:57.524	33.501	45.829	38.194	241.0	12:23:30.752	9		1:59.417	33.301	47.239	38.877	243.2	12:21:29.947
10		1:57.382	33.238	45.926	38.218	241.0	12:25:28.134	10		1:58.111	33.245	46.447	38.419	239.4	12:23:28.058
11		2:20.311 P	34.370	47.257	58.684	241.0	12:27:48.445	11		1:57.884	33.255	46.455	38.174	238.4	12:25:25.942
12		2:19.685 P	33.336	47.978	58.371	239.4	12:27:45.627	12		2:19.685 P	33.336	47.978	58.371	239.4	12:27:45.627

8

Reece Barr

Hyundai i30 N TCR

11

Jens Reno Møller

Honda Civic Type R FK7 TCR

Target Competition

Reno Racing

Lap	D	Time	Sector 1	Sector 2	Sector 3	T. Spd	Elapsed	Lap	D	Time	Sector 1	Sector 2	Sector 3	T. Spd	Elapsed
1		11:57:22.452	11:55:48.751	52.522	41.179	144.1	11:57:22.452	1		12:05:45.227	12:04:12.851	50.759	41.617	147.7	12:05:45.227
2		2:21.441 P	35.696	48.382	57.363	237.3	11:59:43.893	2		2:01.758	34.477	48.460	38.821	234.2	12:07:46.985
3		5:31.971	3:58.121	52.653	41.197	132.0	12:05:15.864	3		2:04.741	34.017	49.534	41.190	236.3	12:09:51.726
4		1:56.559	33.207	45.276	38.076	241.0	12:07:12.423	4		2:20.616 P	33.864	47.403	59.349	236.3	12:12:12.342
5		1:56.039	32.750	45.206	38.083	241.6	12:09:08.462	5		5:50.430	4:24.295	47.566	38.569	163.6	12:18:02.772
6		2:10.964 P	32.640	45.096	53.228	242.1	12:11:19.426	6		1:58.784	33.951	46.275	38.558	234.7	12:20:01.556
7		5:47.387	4:20.116	48.354	38.917	153.8	12:17:06.813	7		2:00.488	33.622	47.077	39.789	235.2	12:22:02.044
8		1:56.014	32.757	45.167	38.090	240.5	12:19:02.827	8		1:58.170	33.475	46.258	38.437	237.8	12:24:00.214
9		1:55.969	32.667	45.323	37.979	239.4	12:20:58.796	9		1:58.033	33.579	46.076	38.378	237.8	12:25:58.247
10		1:56.014	32.698	45.378	37.938	240.5	12:22:54.810	10		2:20.050 P	35.225	51.735	53.090	236.3	12:28:18.297
11		1:56.044	32.775	45.249	38.020	240.0	12:24:50.854								
12		1:56.422	32.919	45.348	38.155	239.4	12:26:47.276								
13		2:14.766 P	35.121	48.989	50.656	226.8	12:29:02.042								





Circuit de Barcelona
TCR Europe
Free Practice - 1
Lap Analysis



15

Peter Terting

Hyundai i30 N TCR

21

Marie Baus-Coppens

Cupra TCR DSG

Target Competition

JSB Compétition

Lap D	Time	Sector 1	Sector 2	Sector 3	T. Spd	Elapsed	Lap D	Time	Sector 1	Sector 2	Sector 3	T. Spd	Elapsed
1	11:57:19.909	11:55:47.658	52.689	39.562	143.4	11:57:19.909	1	11:57:58.323	11:56:15.233	58.647	44.443	128.2	11:57:58.323
2	2:19.282 P	33.129	48.206	57.947	238.4	11:59:39.191	2	2:39.138 P	36.614	57.185	1:05.339	206.5	12:00:37.461
3	5:35.155	4:02.541	51.695	40.919	139.8	12:05:14.346	3	4:51.407	3:17.622	48.270	45.515	135.5	12:05:28.868
4	1:55.909	32.732	45.284	37.893	241.0	12:07:10.255	4	1:59.960	33.371	47.133	39.456	241.6	12:07:28.828
5	1:56.330	32.772	45.582	37.976	241.0	12:09:06.585	5	1:58.967	33.153	46.327	39.487	242.1	12:09:27.795
6	2:09.303 P	33.232	45.250	50.821	240.5	12:11:15.888	6	2:19.491 P	33.640	48.111	57.740	241.6	12:11:47.286
7	5:44.120	4:16.352	48.957	38.811	161.1	12:17:00.008	7	5:30.508	4:04.962	46.448	39.098	154.5	12:17:17.794
8	1:55.890	32.970	45.401	37.519	235.8	12:18:55.898	8	1:58.178	33.300	46.210	38.668	242.6	12:19:15.972
9	1:55.838	33.049	45.131	37.658	235.8	12:20:51.736	9	1:58.744	33.552	46.164	39.028	242.6	12:21:14.716
10	1:56.329	32.958	45.484	37.887	236.8	12:22:48.065	10	1:59.193	33.753	46.667	38.773	239.4	12:23:13.909
11	1:56.355	33.162	45.447	37.746	237.3	12:24:44.420	11	1:58.639	33.487	46.467	38.685	243.2	12:25:12.548
12	1:56.141	33.135	45.335	37.671	237.3	12:26:40.561	12	2:26.403 P	35.399	49.968	1:01.036	240.5	12:27:38.951
13	2:15.476 P	33.187	46.159	56.130	238.9	12:28:56.037							

17

Martin Ryba

Volkswagen Golf GTI TCR

Brutal Fish Racing Team

22

Petr Fulín

Cupra TCR

Fulin Race Academy

Lap D	Time	Sector 1	Sector 2	Sector 3	T. Spd	Elapsed	Lap D	Time	Sector 1	Sector 2	Sector 3	T. Spd	Elapsed
1	11:58:11.527	11:56:31.975	56.564	42.988	127.0	11:58:11.527	1	11:58:00.107	11:56:27.150	51.249	41.708	120.4	11:58:00.107
2	2:32.627 P	40.699	56.730	55.198	220.8	12:00:44.154	2	2:35.120 P	33.575	57.451	1:04.094	234.7	12:00:35.227
3	4:51.939	3:14.887	49.114	47.938	168.4	12:05:36.093	3	4:57.910	3:21.948	49.685	46.277	157.6	12:05:33.137
4	1:58.164	33.324	45.935	38.905	240.5	12:07:34.257	4	1:56.530	32.747	45.645	38.138	243.2	12:07:29.667
5	1:57.342	33.029	45.789	38.524	243.7	12:09:31.599	5	1:57.567	33.127	45.887	38.553	242.6	12:09:27.234
6	2:19.594 P	33.014	47.182	59.398	242.1	12:11:51.193	6	2:16.625 P	33.228	47.197	56.200	241.0	12:11:43.859
7	5:32.909	4:03.374	50.190	39.345	150.4	12:17:24.102	7	5:52.027	4:16.065	50.061	45.901	107.2	12:17:35.886
8	2:04.006	36.015	49.084	38.907	235.8	12:19:28.108	8	1:55.861	32.803	45.142	37.916	238.9	12:19:31.747
9	1:57.396	33.256	45.761	38.379	237.8	12:21:25.504	9	2:08.608 P	32.978	46.626	49.004	243.2	12:21:40.355
10	1:57.698	33.284	45.897	38.517	237.3	12:23:23.202	10	3:49.789	2:25.999	45.806	37.984	102.5	12:25:30.144
11	2:11.252 P	33.205	46.233	51.814	238.4	12:25:34.454	11	2:31.766 P	44.736	50.745	56.285	100.1	12:28:01.910

19

Andreas Bäckman

Volkswagen Golf GTI TCR

WestCoast Racing

23

Francisco Abreu

Peugeot 308 TCR

Sports & You

Lap D	Time	Sector 1	Sector 2	Sector 3	T. Spd	Elapsed	Lap D	Time	Sector 1	Sector 2	Sector 3	T. Spd	Elapsed
1	11:58:17.376	11:56:33.280	57.051	47.045	125.7	11:58:17.376	1	11:57:51.575	11:56:17.577	52.565	41.433	125.7	11:57:51.575
2	3:01.335 P	48.173	1:08.206	1:04.956	150.4	12:01:18.711	2	2:34.384 P	33.568	1:00.025	1:00.791	241.0	12:00:25.959
3	4:56.232	3:25.715	50.013	40.504	170.6	12:06:14.943	3	5:08.541	3:37.473	46.410	44.658	155.1	12:05:34.500
4	1:57.446	33.726	45.960	37.760	239.4	12:08:12.389	4	1:59.072	33.124	46.173	39.775	245.4	12:07:33.572
5	1:56.779	33.016	45.533	38.230	241.0	12:10:09.168	5	1:57.259	32.917	45.832	38.510	246.5	12:09:30.831
6	2:20.417 P	33.166	51.229	56.022	242.1	12:12:29.585	6	6:01.984 P	4:15.028	54.780	52.176	246.0	12:15:32.815
7	6:04.942	4:38.027	48.501	38.414	167.7	12:18:34.527	7	4:21.814	2:52.823	49.725	39.266	132.1	12:19:54.629
8	1:55.726	32.832	45.365	37.529	239.4	12:20:30.253	8	1:56.464	32.777	45.520	38.167	243.2	12:21:51.093
9	1:56.336	32.917	45.529	37.890	241.0	12:22:26.589	9	1:57.937	33.458	45.965	38.514	243.2	12:23:49.030
10	1:57.126	33.120	45.837	38.169	241.6	12:24:23.715	10	1:57.437	32.808	46.169	38.460	245.4	12:25:46.467
11	1:56.656	33.057	45.621	37.978	240.0	12:26:20.371	11	2:11.348 P	33.939	46.311	51.098	243.7	12:27:57.815
12	2:06.113 P	33.335	47.659	45.119	241.6	12:28:26.484							





Circuit de Barcelona
TCR Europe
Free Practice - 1
Lap Analysis



25

Mikel Azcona

Cupra TCR

32

Oliver Taylor

Honda Civic Type R FK7 TCR

PCR Sport

Pyro Motorsport

Lap	D	Time	Sector 1	Sector 2	Sector 3	T. Spd	Elapsed	Lap	D	Time	Sector 1	Sector 2	Sector 3	T. Spd	Elapsed
1		11:57:42.863	11:56:07.731	53.680	41.452	118.6	11:57:42.863	1		11:57:52.108	11:56:20.156	50.445	41.507	127.0	11:57:52.108
2		2:37.919 P	36.914	1:02.285	58.720	228.8	12:00:20.782	2		2:34.868 P	33.756	1:00.459	1:00.653	237.8	12:00:26.976
3		5:03.254	3:32.028	48.467	42.759	108.5	12:05:24.036	3		5:09.872	3:38.466	47.369	44.037	132.0	12:05:36.848
4		1:55.913	32.982	45.022	37.909	243.2	12:07:19.949	4		1:58.340	33.334	46.118	38.888	238.4	12:07:35.188
5		1:55.633	32.792	45.116	37.725	247.1	12:09:15.582	5		1:57.864	33.216	46.021	38.627	241.0	12:09:33.052
6		2:09.104 P	32.913	44.977	51.214	245.4	12:11:24.686	6		2:19.806 P	33.151	48.020	58.635	240.0	12:11:52.858
7		5:49.347	4:26.242	45.459	37.646	134.3	12:17:14.033	7		5:50.881	4:19.770	47.440	43.671	172.8	12:17:43.739
8		1:54.931	32.638	44.768	37.525	243.2	12:19:08.964	8		1:57.383	33.127	45.891	38.365	239.4	12:19:41.122
9		1:57.436	32.645	45.033	39.758	245.4	12:21:06.400	9		1:57.954	33.192	45.948	38.814	239.4	12:21:39.076
10		1:55.512	32.768	45.149	37.595	244.8	12:23:01.912	10		1:57.606	33.190	45.971	38.445	241.0	12:23:36.682
11		1:55.507	32.805	44.963	37.739	243.2	12:24:57.419	11		2:06.494 P	33.266	46.638	46.590	240.0	12:25:43.176
12		1:55.826	33.001	45.101	37.724	243.7	12:26:53.245								
13		2:28.896 P	40.412	57.813	50.671	175.0	12:29:22.141								

27

Enrique Hernando

Peugeot 308 TCR

34

Stian Paulsen

Cupra TCR

Sports & You

Stian Paulsen Racing

Lap	D	Time	Sector 1	Sector 2	Sector 3	T. Spd	Elapsed	Lap	D	Time	Sector 1	Sector 2	Sector 3	T. Spd	Elapsed
1		11:58:02.460	11:56:28.257	53.050	41.153	131.2	11:58:02.460	1		11:57:43.378	11:56:09.676	52.744	40.958	119.7	11:57:43.378
2		2:36.951 P	36.503	55.293	1:05.155	188.8	12:00:39.411	2		2:40.181 P	37.499	1:03.538	59.144	215.5	12:00:23.559
3		4:54.315	3:18.335	49.724	46.256	173.6	12:05:33.726	3		5:01.339	3:30.433	48.084	42.822	119.7	12:05:24.898
4		1:57.445	33.069	45.777	38.599	240.0	12:07:31.171	4		1:56.390	32.716	45.627	38.047	245.4	12:07:21.288
5		1:58.505	34.020	46.463	38.022	242.1	12:09:29.676	5		1:56.281	32.986	45.259	38.036	245.4	12:09:17.569
6		2:20.036 P	33.108	48.024	58.904	245.4	12:11:49.712	6		2:14.572 P	32.953	45.518	56.101	245.4	12:11:32.141
7		5:49.701	4:17.575	50.041	42.085	143.8	12:17:39.413	7		5:42.695	4:18.650	46.141	37.904	130.9	12:17:14.836
8		1:56.810	33.074	45.480	38.256	244.3	12:19:36.223	8		1:55.642	32.916	45.086	37.640	243.7	12:19:10.478
9		1:57.860	32.934	46.233	38.693	246.0	12:21:34.083	9		1:57.055	33.024	45.301	38.730	244.8	12:21:07.533
10		1:57.836	33.120	46.005	38.711	244.3	12:23:31.919	10		1:55.979	32.690	45.292	37.997	245.4	12:23:03.512
11		1:57.307	33.111	45.829	38.367	243.7	12:25:29.226	11		1:56.880	32.988	45.403	38.489	244.8	12:25:00.392
12		2:26.319 P	37.925	49.014	59.380	157.6	12:27:55.545	12		2:19.077 P	36.116	50.610	52.351	197.4	12:27:19.469

28

Jean-Laurent Navarro

Volkswagen Golf GTI TCR

35

M. Sathienthirakul

Cupra TCR

MN Développement

Monlau Competició

Lap	D	Time	Sector 1	Sector 2	Sector 3	T. Spd	Elapsed	Lap	D	Time	Sector 1	Sector 2	Sector 3	T. Spd	Elapsed
1		11:57:46.279	11:56:13.062	50.868	42.349	143.0	11:57:46.279	1		11:58:19.171	11:56:34.209	59.335	45.627	120.8	11:58:19.171
2		2:28.149 P	33.991	57.897	56.261	237.8	12:00:14.428	2		3:06.860 P	51.079	1:08.720	1:07.061	126.6	12:01:26.031
3		5:26.650	3:50.069	49.703	46.878	148.3	12:05:41.078	3		4:20.574	2:48.346	51.232	40.996	170.3	12:05:46.605
4		1:59.239	33.828	46.775	38.636	239.4	12:07:40.317	4		2:03.391	34.847	49.875	38.669	206.8	12:07:49.996
5		1:58.736	33.386	46.764	38.586	241.0	12:09:39.053	5		1:59.946	33.771	47.135	39.040	240.5	12:09:49.942
6		2:18.578 P	33.525	46.573	58.480	240.0	12:11:57.631	6		2:19.247 P	33.867	48.495	56.885	240.0	12:12:09.189
7		5:33.699	4:04.983	49.187	39.529	145.5	12:17:31.330	7		5:30.692	3:57.026	51.879	41.787	141.7	12:17:39.881
8		1:58.589	33.498	46.416	38.675	237.3	12:19:29.919	8		1:58.285	33.181	46.258	38.846	242.1	12:19:38.166
9		2:12.439	33.443	50.792	48.204	241.0	12:21:42.358	9		2:00.513	34.758	46.952	38.803	211.7	12:21:38.679
10		2:00.772	33.976	47.896	38.900	237.8	12:23:43.130	10		2:01.284	34.166	47.549	39.569	216.8	12:23:39.963
11		1:59.660	33.535	46.722	39.403	240.5	12:25:42.790	11		1:57.886	33.191	46.078	38.617	242.6	12:25:37.849
12		2:27.432 P	38.225	51.076	58.131	202.6	12:28:10.222	12		2:29.569 P	39.701	50.798	59.070	170.3	12:28:07.418





Circuit de Barcelona

TCR Europe

Free Practice - 1

Lap Analysis



38

Danny Kroes

Cupra TCR

88

Maxime Potty

Volkswagen Golf GTI TCR

PCR Sport

Comtoy Racing

Lap D	Time	Sector 1	Sector 2	Sector 3	T. Spd	Elapsed	Lap D	Time	Sector 1	Sector 2	Sector 3	T. Spd	Elapsed
1	11:57:40.145	11:56:04.035	54.215	41.895	141.3	11:57:40.145	1	11:57:32.032	11:55:59.012	52.533	40.487	146.9	11:57:32.032
2	2:22.359 P	33.432	54.965	53.962	238.4	12:00:02.504	2	2:25.424 P	33.134	51.517	1:00.773	235.8	11:59:57.456
3	5:19.577	3:39.959	55.889	43.729	130.5	12:05:22.081	3	5:28.522	3:53.053	49.109	46.360	159.5	12:05:25.978
4	1:57.552	33.028	46.003	38.521	240.0	12:07:19.633	4	1:56.979	33.218	45.621	38.140	240.0	12:07:22.957
5	1:57.223	33.474	45.627	38.122	241.0	12:09:16.856	5	1:57.084	32.996	45.733	38.355	242.1	12:09:20.041
6	2:09.321 P	33.081	45.380	50.860	243.2	12:11:26.177	6	2:13.782 P	33.026	45.576	55.180	241.0	12:11:33.823
7	6:23.678	4:44.408	52.352	46.918	155.1	12:17:49.855	7	7:48.470	6:19.547	50.619	38.304	124.8	12:19:22.293
8	1:56.632	33.145	45.440	38.047	240.0	12:19:46.487	8	1:56.843	33.192	45.537	38.114	237.8	12:21:19.136
9	1:56.927	33.103	45.588	38.236	241.6	12:21:43.414	9	1:56.624	32.992	45.554	38.078	238.4	12:23:15.760
10	1:57.551	33.114	45.944	38.493	243.7	12:23:40.965	10	1:57.304	32.935	45.895	38.474	242.1	12:25:13.064
11	2:04.755 P	32.965	45.961	45.829	244.3	12:25:45.720	11	2:21.754 P	34.605	47.252	59.897	242.6	12:27:34.818

42

Stefano Comini

Honda Civic Type R FK7 TCR

94

Kris Richard

Hyundai i30 N TCR

Autodis Racing by THX

Target Competition

Lap D	Time	Sector 1	Sector 2	Sector 3	T. Spd	Elapsed	Lap D	Time	Sector 1	Sector 2	Sector 3	T. Spd	Elapsed
1	11:57:36.234	11:56:08.247	47.969	40.018	117.7	11:57:36.234	1	11:57:20.653	11:55:50.705	50.289	39.659	139.7	11:57:20.653
2	2:23.047 P	33.750	47.650	1:01.647	233.7	11:59:59.281	2	2:20.549 P	33.700	48.132	58.717	235.8	11:59:41.202
3	8:07.013	6:41.222	46.086	39.705	169.2	12:08:06.294	3	5:33.682	4:00.807	52.034	40.841	132.3	12:05:14.884
4	1:57.780	33.283	45.932	38.565	233.7	12:10:04.074	4	1:56.164	32.823	45.198	38.143	241.0	12:07:11.048
5	2:16.820 P	33.457	46.428	56.935	235.2	12:12:20.894	5	1:56.268	32.955	45.328	37.985	240.5	12:09:07.316
6	4:47.118	3:21.750	46.785	38.583	163.3	12:17:08.012	6	2:09.782 P	32.884	45.268	51.630	241.0	12:11:17.098
7	1:58.206	33.345	46.204	38.657	236.8	12:19:06.218	7	5:44.856	4:21.395	45.634	37.827	157.8	12:17:01.954
8	1:58.415	33.453	46.304	38.658	235.2	12:21:04.633	8	1:55.871	33.054	44.995	37.822	236.3	12:18:57.825
9	2:03.664	33.425	47.105	43.134	234.7	12:23:08.297	9	1:55.927	32.875	45.279	37.773	237.3	12:20:53.752
10	2:02.710	37.558	46.525	38.627	237.8	12:25:11.007	10	1:56.379	32.861	45.549	37.969	238.4	12:22:50.131
11	2:19.947 P	33.596	47.030	59.321	235.8	12:27:30.954	11	1:56.109	32.824	45.399	37.886	239.4	12:24:46.240

62

Dušan Borkovic

Hyundai i30 N TCR

99

Josh Files

Honda Civic Type R FK7 TCR

Target Competition

Hell Energy Racing with KCMG

Lap D	Time	Sector 1	Sector 2	Sector 3	T. Spd	Elapsed	Lap D	Time	Sector 1	Sector 2	Sector 3	T. Spd	Elapsed
1	11:57:18.912	11:55:46.274	53.436	39.202	136.5	11:57:18.912	1	11:57:13.368	11:55:47.577	46.764	39.027	144.3	11:57:13.368
2	2:18.479 P	32.955	48.113	57.411	236.3	11:59:37.391	2	5:56.236 P	33.033	4:30.809	52.394	237.3	12:03:09.604
3	5:36.361	4:04.088	51.620	40.653	128.2	12:05:13.752	3	7:01.637	5:27.577	51.009	43.051	132.5	12:10:11.241
4	1:55.636	32.553	45.224	37.859	239.4	12:07:09.388	4	2:20.125 P	33.572	49.880	56.673	241.6	12:12:31.366
5	1:55.682	32.608	45.227	37.847	241.0	12:09:05.070	5	5:16.214	3:49.573	45.430	41.211	169.2	12:17:47.580
6	2:06.596 P	32.663	45.175	48.758	240.5	12:11:11.666	6	1:56.455	33.001	45.226	38.228	241.0	12:19:44.035
7	5:53.946	4:27.108	48.500	38.338	150.6	12:17:05.612	7	1:56.584	33.027	45.335	38.222	242.6	12:21:40.619
8	2:08.621	38.147	50.833	39.641	238.9	12:19:14.233	8	2:05.971	33.165	52.471	40.335	242.6	12:23:46.590
9	1:55.631	32.541	45.107	37.983	242.1	12:21:09.864	9	1:56.503	32.816	45.330	38.357	242.1	12:25:43.093
10	1:56.372	33.095	45.517	37.760	246.0	12:23:06.236	10	2:29.227 P	38.434	52.076	58.717	169.5	12:28:12.320
11	1:56.171	32.813	45.438	37.920	243.2	12:25:02.407							
12	2:07.429 P	32.930	45.068	49.431	242.1	12:27:09.836							

69

Jean-Karl Vernay

Audi RS3 LMS TCR

111

Nikola Miljković

Cupra TCR

Leopard Lukoil Team

LEIN Racing

Lap D	Time	Sector 1	Sector 2	Sector 3	T. Spd	Elapsed	Lap D	Time	Sector 1	Sector 2	Sector 3	T. Spd	Elapsed
1	11:57:28.415	11:55:54.392	48.470	45.553	157.6	11:57:28.415	1	11:57:53.799	11:56:19.096	52.084	42.619	129.6	11:57:53.799
2	2:27.173 P	33.219	53.540	1:00.414	240.5	11:59:55.588	2	2:36.529 P	35.017	59.709	1:01.803	210.9	12:00:30.328
3	6:09.438	4:38.907	49.236	41.295	147.5	12:06:05.026	3	5:16.610	3:49.832	46.983	39.795	165.6	12:05:46.938
4	1:55.670	32.595	45.164	37.911	242.1	12:08:00.696	4	2:01.879	34.208	47.812	39.859	238.9	12:07:48.817
5	1:55.576	32.729	45.093	37.754	244.3	12:09:56.272	5	2:06.806	39.276	48.869	38.661	168.2	12:09:55.623
6	2:22.956 P	35.520	50.979	56.457	246.5	12:12:19.228	6	2:30.172 P	33.329	54.621	1:02.222	240.5	12:12:25.795
7	7:33.436	6:08.667	46.459	38.310	154.2	12:19:52.664	7	10:12.025	8:43.055	50.018	38.952	107.7	12:22:37.820
8	1:55.865	32.756	45.383	37.726	243.7	12:21:48.529	8	1:58.897	33.442	46.855	38.600	239.4	12:24:36.717
9	1:55.789	32.816	45.148	37.825	243.2	12:23:44.318	9	1:58.656	33.486	46.523	38.647	238.9	12:26:35.373
10	2:07.452 P	32.780	48.278	46.394	247.7	12:25:51.770	10	2:17.916 P	33.409	46.370	58.137	239.4	12:28:53.289





Circuit de Barcelona

TCR Europe

Free Practice - 1

Lap Analysis



116 Ashley Sutton Volkswagen Golf GTI TCR **909** Mike Halder Honda Civic Type R FK7 TCR
 WestCoast Racing Hell Energy Racing with KCMG

Lap D	Time	Sector 1	Sector 2	Sector 3	T. Spd	Elapsed	Lap D	Time	Sector 1	Sector 2	Sector 3	T. Spd	Elapsed
1	11:58:13.902 P	11:56:32.995	52.982	47.925	122.5	11:58:13.902	1	11:57:25.990	11:55:53.360	50.144	42.486	145.5	11:57:25.990
2	7:20.891	5:51.134	46.813	42.944	128.1	12:05:34.793	2	2:20.294 P	34.504	54.209	51.581	225.4	11:59:46.284
3	1:57.825	33.007	46.350	38.468	240.0	12:07:32.618	3	5:25.394	3:58.514	48.674	38.206	142.8	12:05:11.678
4	1:55.792	32.716	45.177	37.899	242.6	12:09:28.410	4	1:56.542	33.021	45.697	37.824	240.0	12:07:08.220
5	2:16.780 P	33.052	46.973	56.755	244.3	12:11:45.190	5	1:55.976	32.817	45.461	37.698	240.5	12:09:04.196
6	5:44.055	4:17.142	48.127	38.786	155.1	12:17:29.245	6	2:03.623 P	32.795	45.174	45.654	240.5	12:11:07.819
7	1:55.518	32.676	45.081	37.761	240.5	12:19:24.763	7	8:12.174	6:46.020	47.597	38.557	125.0	12:19:19.993
8	1:55.661	32.832	44.977	37.852	242.1	12:21:20.424	8	1:55.712	32.890	45.251	37.571	241.6	12:21:15.705
9	2:06.122 P	32.908	45.340	47.874	243.7	12:23:26.546	9	1:57.195	33.009	45.494	38.692	242.1	12:23:12.900
10	2:52.158 P	1:10.670	50.213	51.275	165.3	12:26:18.704	10	1:56.386	32.884	45.389	38.113	242.6	12:25:09.286

126 Jessica Bäckman Volkswagen Golf GTI TCR **999** Daniel Nagy Hyundai i30 N TCR
 WestCoast Racing M1RA

Lap D	Time	Sector 1	Sector 2	Sector 3	T. Spd	Elapsed	Lap D	Time	Sector 1	Sector 2	Sector 3	T. Spd	Elapsed
1	11:58:12.079	11:56:33.440	55.436	43.203	125.5	11:58:12.079	1	11:57:36.230 P	11:55:57.251	50.877	48.102	156.0	11:57:36.230
2	2:34.249 P	40.959	57.652	55.638	210.5	12:00:46.328	2	7:41.974	6:14.046	47.047	40.881	150.8	12:05:18.204
3	4:53.127	3:20.043	47.583	45.501	153.8	12:05:39.455	3	1:57.933	33.275	46.314	38.344	237.8	12:07:16.137
4	1:58.824	33.919	45.995	38.910	239.4	12:07:38.279	4	1:56.665	32.962	45.617	38.086	237.8	12:09:12.802
5	1:57.783	33.714	45.619	38.450	241.0	12:09:36.062	5	2:10.065 P	32.848	45.237	51.980	237.8	12:11:22.867
6	2:19.506 P	33.098	46.959	59.449	240.0	12:11:55.568	6	5:47.872	4:22.659	46.227	38.986	160.7	12:17:10.739
7	5:49.397	4:16.860	49.444	43.093	144.3	12:17:44.965	7	1:56.446	32.957	45.345	38.144	238.9	12:19:07.185
8	1:57.558	33.379	45.727	38.452	240.5	12:19:42.523	8	1:59.748	32.932	46.190	40.626	237.8	12:21:06.933
9	1:57.247	33.082	45.752	38.413	242.1	12:21:39.770	9	1:57.328	33.716	45.564	38.048	240.0	12:23:04.261
10	1:58.647	33.509	46.408	38.730	241.6	12:23:38.417	10	1:56.494	32.907	45.377	38.210	240.5	12:25:00.755
11	1:57.576	33.107	45.753	38.716	241.6	12:25:35.993	11	2:03.137 P	33.057	45.685	44.395	240.0	12:27:03.892
12	2:28.518 P	40.506	50.367	57.645	167.4	12:28:04.511							

223 Nathanaël Berthon Audi RS3 LMS TCR
 Comtoy Racing

Lap D	Time	Sector 1	Sector 2	Sector 3	T. Spd	Elapsed
1	11:58:17.147	11:56:30.983	58.272	47.892	110.3	11:58:17.147
2	2:59.879 P	47.733	1:07.456	1:04.690	156.9	12:01:17.026
3	4:15.358	2:35.682	53.493	46.183	151.0	12:05:32.384
4	1:55.439	32.726	44.791	37.922	241.0	12:07:27.823
5	1:55.481	32.701	45.014	37.766	243.7	12:09:23.304
6	2:15.656 P	32.701	45.509	57.446	243.2	12:11:38.960
7	5:59.015	4:22.899	53.748	42.368	150.4	12:17:37.975
8	1:55.891	32.721	45.023	38.147	243.2	12:19:33.866
9	2:04.355 P	32.719	46.167	45.469	245.4	12:21:38.221

555 Norbert Michelisz Hyundai i30 N TCR
 M1RA

Lap D	Time	Sector 1	Sector 2	Sector 3	T. Spd	Elapsed
1	11:57:45.576 P	11:55:56.700	55.708	53.168	154.7	11:57:45.576
2	8:17.390	6:45.762	51.321	40.307	160.7	12:06:02.966
3	2:13.234 P	36.536	47.942	48.756	200.0	12:08:16.200
4	8:53.825	7:28.577	46.372	38.876	160.2	12:17:10.025
5	1:58.690	33.035	44.985	40.670	235.8	12:19:08.715
6	2:00.198	34.207	47.022	38.969	225.9	12:21:08.913
7	1:56.043	33.056	45.204	37.783	238.4	12:23:04.956
8	1:58.756	32.814	45.127	40.815	240.5	12:25:03.712
9	2:22.915 P	33.380	52.150	57.385	238.9	12:27:26.627





Circuit de Barcelona

TCR Europe

Free Practice - 1

Best Sectors Results



Sector - 1			Sector - 2			Sector - 3			Ideal Lap vs Best Lap						
Clas	Nº	Driver	Time	Nº	Driver	Time	Nº	Driver	Time	Clas	Nº	Driver	Ideal Lap	Best Lap	Clas
1	62	Dušan Borkovic	32.541	25	Mikel Azcona	44.768	15	Peter Terting	37.519	1	25	Mikel Azcona	1:54.931	1:54.931	1
2	69	Jean-Karl Vernay	32.595	223	Nathanaël Berthon	44.791	25	Mikel Azcona	37.525	2	223	Nathanaël Berthon	1:55.258	1:55.439	2
3	25	Mikel Azcona	32.638	116	Ashley Sutton	44.977	19	Andreas Bäckman	37.529	3	62	Dušan Borkovic	1:55.369	1:55.631	6
4	8	Reece Barr	32.640	555	Norbert Michelisz	44.985	909	Mike Halder	37.571	4	15	Peter Terting	1:55.382	1:55.838	10
5	11	Ashley Sutton	32.676	94	Kris Richard	44.995	9	Attila Tassi	37.612	5	9	Attila Tassi	1:55.407	1:55.537	4
6	34	Stian Paulsen	32.690	9	Attila Tassi	45.031	34	Stian Paulsen	37.640	6	116	Ashley Sutton	1:55.414	1:55.518	3
7	22	Nathanaël Berthon	32.701	62	Dušan Borkovic	45.068	69	Jean-Karl Vernay	37.726	7	69	Jean-Karl Vernay	1:55.414	1:55.576	5
8	15	Peter Terting	32.732	34	Stian Paulsen	45.086	62	Dušan Borkovic	37.760	8	34	Stian Paulsen	1:55.416	1:55.642	7
9	22	Petr Fulín	32.747	69	Jean-Karl Vernay	45.093	116	Ashley Sutton	37.761	9	909	Mike Halder	1:55.540	1:55.712	8
10	9	Attila Tassi	32.764	8	Reece Barr	45.096	223	Nathanaël Berthon	37.766	10	555	Norbert Michelisz	1:55.582	1:56.043	14
11	23	Francisco Abreu	32.777	15	Peter Terting	45.131	94	Kris Richard	37.773	11	94	Kris Richard	1:55.591	1:55.871	12
12	90	Mike Halder	32.795	22	Petr Fulín	45.142	555	Norbert Michelisz	37.783	12	8	Reece Barr	1:55.674	1:55.969	13
13	55	Norbert Michelisz	32.814	909	Mike Halder	45.174	22	Petr Fulín	37.916	13	19	Andreas Bäckman	1:55.726	1:55.726	9
14	99	Josh Files	32.816	99	Josh Files	45.226	5	Klim Gavrilov	37.925	14	22	Petr Fulín	1:55.805	1:55.861	11
15	94	Kris Richard	32.823	999	Dániel Nagy	45.237	8	Reece Barr	37.938	15	999	Dániel Nagy	1:56.133	1:56.446	16
16	19	Andreas Bäckman	32.832	4	Julien Briché	45.292	4	Julien Briché	37.975	16	4	Julien Briché	1:56.198	1:56.314	15
17	99	Dániel Nagy	32.848	19	Andreas Bäckman	45.365	27	Enrique Hernando	38.022	17	99	Josh Files	1:56.264	1:56.455	17
18	4	Julien Briché	32.931	38	Danny Kroes	45.380	38	Danny Kroes	38.047	18	38	Danny Kroes	1:56.392	1:56.632	21
19	27	Enrique Hernando	32.934	27	Enrique Hernando	45.480	999	Dániel Nagy	38.048	19	27	Enrique Hernando	1:56.436	1:56.810	22
20	88	Maxime Potty	32.935	23	Francisco Abreu	45.520	88	Maxime Potty	38.078	20	23	Francisco Abreu	1:56.464	1:56.464	18
21	38	Danny Kroes	32.965	88	Maxime Potty	45.537	23	Francisco Abreu	38.167	21	5	Klim Gavrilov	1:56.514	1:56.514	19
22	5	Klim Gavrilov	32.983	5	Klim Gavrilov	45.606	10	Viktor Davidovski	38.174	22	88	Maxime Potty	1:56.550	1:56.624	20
23	10	Viktor Davidovski	33.003	126	Jessica Bäckman	45.619	99	Josh Files	38.222	23	126	Jessica Bäckman	1:57.114	1:57.247	23
24	17	Martin Ryba	33.014	17	Martin Ryba	45.761	32	Oliver Taylor	38.365	24	17	Martin Ryba	1:57.154	1:57.342	24
25	12	Jessica Bäckman	33.082	32	Oliver Taylor	45.891	11	Jens Reno Møller	38.378	25	32	Oliver Taylor	1:57.383	1:57.383	25
26	32	Oliver Taylor	33.127	42	Stefano Comini	45.932	17	Martin Ryba	38.379	26	10	Viktor Davidovski	1:57.624	1:57.884	27
27	21	Marie Baus-Coppen	33.153	11	Jens Reno Møller	46.076	126	Jessica Bäckman	38.413	27	42	Stefano Comini	1:57.780	1:57.780	26
28	35	M. Sathienthirakul	33.181	35	M. Sathienthirakul	46.078	42	Stefano Comini	38.565	28	35	M. Sathienthirakul	1:57.876	1:57.886	28
29	42	Stefano Comini	33.283	21	Marie Baus-Coppen	46.164	28	Jean-Laurent Navarr	38.586	29	11	Jens Reno Møller	1:57.929	1:58.033	29
30	11	Nikola Miljković	33.329	111	Nikola Miljković	46.370	111	Nikola Miljković	38.600	30	21	Marie Baus-Coppen	1:57.985	1:58.178	30
31	28	Jean-Laurent Navarr	33.386	28	Jean-Laurent Navarr	46.416	35	M. Sathienthirakul	38.617	31	111	Nikola Miljković	1:58.299	1:58.656	32
32	11	Jens Reno Møller	33.475	10	Viktor Davidovski	46.447	21	Marie Baus-Coppen	38.668	32	28	Jean-Laurent Navarr	1:58.388	1:58.589	31





Circuit de Barcelona
TCR Europe
Free Practice - 1
Best 5 Lap Times



Cls	Nº	Driver	Nat	Team	Nat	Vehicle	Best 1		Best 2		Best 3		Best 4		Best 5	
							Time	Lap	Time	Lap	Time	Lap	Time	Lap	Time	Lap
1	25	Mikel Azcona	ESP	PCR Sport	ESP	Cupra TCR	1:54.931	8	1:55.507	11	1:55.512	10	1:55.633	5	1:55.826	12
2	223	Nathanaël Berthon	FRA	Comtoy Racing	FRA	Audi RS3 LMS TCR	1:55.439	4	1:55.481	5	1:55.891	8	2:04.355	9	4:15.358	3
3	116	Ashley Sutton	GBR	WestCoast Racing	GBR	Volkswagen Golf GTI TCR	1:55.518	7	1:55.661	8	1:55.792	4	1:57.825	3	2:06.122	9
4	9	Attila Tassi	HUN	Hell Energy Racing with KCMG	HUN	Honda Civic Type R FK7 TCR	1:55.537	8	1:55.719	5	1:56.553	11	1:56.600	9	1:56.608	4
5	69	Jean-Karl Vernay	FRA	Leopard Lukoil Team	FRA	Audi RS3 LMS TCR	1:55.576	5	1:55.670	4	1:55.789	9	1:55.865	8	2:07.452	10
6	62	Dušan Borkovic	SRB	Target Competition	SRB	Hyundai i30 N TCR	1:55.631	9	1:55.636	4	1:55.682	5	1:56.171	11	1:56.372	10
7	34	Stian Paulsen	NOR	Stian Paulsen Racing	NOR	Cupra TCR	1:55.642	8	1:55.979	10	1:56.281	5	1:56.390	4	1:56.880	11
8	909	Mike Halder	GER	Hell Energy Racing with KCMG	GER	Honda Civic Type R FK7 TCR	1:55.712	8	1:55.976	5	1:56.386	10	1:56.542	4	1:57.195	9
9	19	Andreas Bäckman	SW	WestCoast Racing	SW	Volkswagen Golf GTI TCR	1:55.726	8	1:56.336	9	1:56.656	11	1:56.779	5	1:57.126	10
10	15	Peter Terting	GER	Target Competition	GER	Hyundai i30 N TCR	1:55.838	9	1:55.890	8	1:55.909	4	1:56.141	12	1:56.329	10
11	22	Petr Fulín	CZE	Fulin Race Academy	CZE	Cupra TCR	1:55.861	8	1:56.530	4	1:57.567	5	2:08.608	9	2:31.766	11
12	94	Kris Richard	SUI	Target Competition	SUI	Hyundai i30 N TCR	1:55.871	8	1:55.927	9	1:56.109	11	1:56.158	12	1:56.164	4
13	8	Reece Barr	IRE	Target Competition	IRE	Hyundai i30 N TCR	1:55.969	9	1:56.014	8	1:56.014	10	1:56.039	5	1:56.044	11
14	555	Norbert Michelisz	HUN	M1RA	HUN	Hyundai i30 N TCR	1:56.043	7	1:58.690	5	1:58.756	8	2:00.198	6	2:13.234	3
15	4	Julien Briché	FRA	JSB Compétition	FRA	Peugeot 308 TCR	1:56.314	9	1:56.388	8	1:56.463	11	2:00.450	10	2:08.104	5
16	999	Dániel Nagy	HUN	M1RA	HUN	Hyundai i30 N TCR	1:56.446	7	1:56.494	10	1:56.665	4	1:57.328	9	1:57.933	3
17	99	Josh Files	GBR	Hell Energy Racing with KCMG	GBR	Honda Civic Type R FK7 TCR	1:56.455	6	1:56.503	9	1:56.584	7	2:05.971	8	2:29.227	10
18	23	Francisco Abreu	POR	Sports & You	POR	Peugeot 308 TCR	1:56.464	8	1:57.259	5	1:57.437	10	1:57.937	9	1:59.072	4
19	5	Klim Gavrilov	RUS	LTA Rally	RUS	Volkswagen Golf GTI TCR	1:56.514	7	1:57.382	10	1:57.524	9	1:57.929	8	1:58.896	4
20	88	Maxime Potty	BEL	Comtoy Racing	BEL	Volkswagen Golf GTI TCR	1:56.624	9	1:56.843	8	1:56.979	4	1:57.084	5	1:57.304	10
21	38	Danny Kroes	NED	PCR Sport	NED	Cupra TCR	1:56.632	8	1:56.927	9	1:57.223	5	1:57.551	10	1:57.552	4
22	27	Enrique Hernando	ESP	Sports & You	ESP	Peugeot 308 TCR	1:56.810	8	1:57.307	11	1:57.445	4	1:57.836	10	1:57.860	9
23	126	Jessica Bäckman	SW	WestCoast Racing	SW	Volkswagen Golf GTI TCR	1:57.247	9	1:57.558	8	1:57.576	11	1:57.783	5	1:58.647	10
24	17	Martin Ryba	SVK	Brutal Fish Racing Team	SVK	Volkswagen Golf GTI TCR	1:57.342	5	1:57.396	9	1:57.698	10	1:58.164	4	2:04.006	8
25	32	Oliver Taylor	GBR	Pyro Motorsport	GBR	Honda Civic Type R FK7 TCR	1:57.383	8	1:57.606	10	1:57.864	5	1:57.954	9	1:58.340	4
26	42	Stefano Comini	SUI	Autodis Racing by THX	SUI	Honda Civic Type R FK7 TCR	1:57.780	4	1:58.206	7	1:58.415	8	2:02.710	10	2:03.664	9
27	10	Viktor Davidovski	MKD	PSS Racing Team	MKD	Honda Civic Type R FK7 TCR	1:57.884	11	1:57.971	8	1:58.111	10	1:58.888	5	1:59.417	9
28	35	M. Sathienthirakul	THA	Monlau Competición	THA	Cupra TCR	1:57.886	11	1:58.285	8	1:59.946	5	2:00.513	9	2:01.284	10
29	11	Jens Reno Møller	DEN	Reno Racing	DEN	Honda Civic Type R FK7 TCR	1:58.033	9	1:58.170	8	1:58.784	6	2:00.488	7	2:01.758	2
30	21	Marie	FRA	JSB Compétition	FRA	Cupra TCR DSG	1:58.178	8	1:58.639	11	1:58.744	9	1:58.967	5	1:59.193	10
31	28	Jean-Laurent	FRA	MN Développement	FRA	Volkswagen Golf GTI TCR	1:58.589	8	1:58.736	5	1:59.239	4	1:59.660	11	2:00.772	10
32	111	Nikola Miljković	SRB	LEIN Racing	SRB	Cupra TCR	1:58.656	9	1:58.897	8	2:01.879	4	2:06.806	5	2:17.916	10





Circuit de Barcelona

TCR Europe

Free Practice - 1

Best 5 Top Speeds



Cls	Nº	Driver	Nat	Team	Nat	Vehicle	Top 1		Top 2		Top 3		Top 4		Top 5		Avg
							Km/h	Lap	Km/h	Lap	Km/h	Lap	Km/h	Lap	Km/h	Lap	
1	69	Jean-Karl Vernay	FRA	Leopard Lukoil Team	FRA	Audi RS3 LMS TCR	247.7	10	246.5	6	244.3	5	243.7	8	243.2	9	245.1
2	25	Mikel Azcona	ESP	PCR Sport	ESP	Cupra TCR	247.1	5	245.4	6	245.4	9	244.8	10	243.7	12	245.3
3	23	Francisco Abreu	POR	Sports & You	POR	Peugeot 308 TCR	246.5	5	246.0	6	245.4	4	245.4	10	243.7	11	245.4
4	27	Enrique Hernando	ESP	Sports & You	ESP	Peugeot 308 TCR	246.0	9	245.4	6	244.3	8	244.3	10	243.7	11	244.7
5	62	Dušan Borkovic	SRB	Target Competition	SRB	Hyundai i30 N TCR	246.0	10	243.2	11	242.1	9	242.1	12	241.0	5	242.9
6	34	Stian Paulsen	NOR	Stian Paulsen Racing	NOR	Cupra TCR	245.4	4	245.4	5	245.4	6	245.4	10	244.8	9	245.3
7	223	Nathanaël Berthon	FRA	Comtoy Racing	FRA	Audi RS3 LMS TCR	245.4	9	243.7	5	243.2	6	243.2	8	241.0	4	243.3
8	4	Julien Briché	FRA	JSB Compétition	FRA	Peugeot 308 TCR	244.8	4	243.7	11	243.2	6	242.1	5	242.1	10	243.2
9	38	Danny Kroes	NED	PCR Sport	NED	Cupra TCR	244.3	11	243.7	10	243.2	6	241.6	9	241.0	5	242.8
10	116	Ashley Sutton	GBR	WestCoast Racing	GBR	Volkswagen Golf GTI TCR	244.3	5	243.7	9	242.6	4	242.1	8	240.5	7	242.7
11	17	Martin Ryba	SVK	Brutal Fish Racing Team	SVK	Volkswagen Golf GTI TCR	243.7	5	242.1	6	240.5	4	238.4	11	237.8	9	240.5
12	10	Viktor Davidovski	MKD	PSS Racing Team	MKD	Honda Civic Type R FK7 TCR	243.2	9	240.0	8	239.4	10	239.4	12	238.9	5	240.2
13	21	Marie	FRA	JSB Compétition	FRA	Cupra TCR DSG	243.2	11	242.6	8	242.6	9	242.1	5	241.6	4	242.4
14	22	Petr Fulín	CZE	Fulin Race Academy	CZE	Cupra TCR	243.2	4	243.2	9	242.6	5	241.0	6	238.9	8	241.8
15	35	M. Sathienthirakul	THA	Monlau Competición	THA	Cupra TCR	242.6	11	242.1	8	240.5	5	240.0	6	216.8	10	236.4
16	88	Maxime Potty	BEL	Comtoy Racing	BEL	Volkswagen Golf GTI TCR	242.6	11	242.1	5	242.1	10	241.0	6	240.0	4	241.6
17	99	Josh Files	GBR	Hell Energy Racing with KCMG	GBR	Honda Civic Type R FK7 TCR	242.6	7	242.6	8	242.1	9	241.6	4	241.0	6	242.0
18	909	Mike Halder	GER	Hell Energy Racing with KCMG	GER	Honda Civic Type R FK7 TCR	242.6	10	242.1	9	242.1	11	241.6	8	240.5	5	241.8
19	5	Klim Gavrilov	RUS	LTA Rally	RUS	Volkswagen Golf GTI TCR	242.1	7	242.1	8	241.6	5	241.0	9	241.0	10	241.6
20	8	Reece Barr	IRE	Target Competition	IRE	Hyundai i30 N TCR	242.1	6	241.6	5	241.0	4	240.5	8	240.5	10	241.1
21	19	Andreas Bäckman	SW	WestCoast Racing	SW	Volkswagen Golf GTI TCR	242.1	6	241.6	10	241.6	12	241.0	5	241.0	9	241.5
22	126	Jessica Bäckman	SW	WestCoast Racing	SW	Volkswagen Golf GTI TCR	242.1	9	241.6	10	241.6	11	241.0	5	240.5	8	241.3
23	15	Peter Terting	GER	Target Competition	GER	Hyundai i30 N TCR	241.0	4	241.0	5	240.5	6	238.9	13	238.4	2	240.0
24	28	Jean-Laurent	FRA	MN Développement	FRA	Volkswagen Golf GTI TCR	241.0	5	241.0	9	240.5	11	240.0	6	239.4	4	240.4
25	32	Oliver Taylor	GBR	Pyro Motorsport	GBR	Honda Civic Type R FK7 TCR	241.0	5	241.0	10	240.0	6	240.0	11	239.4	8	240.3
26	94	Kris Richard	SUI	Target Competition	SUI	Hyundai i30 N TCR	241.0	4	241.0	6	240.5	5	240.0	13	239.4	11	240.4
27	9	Attila Tassi	HUN	Hell Energy Racing with KCMG	HUN	Honda Civic Type R FK7 TCR	240.5	9	240.5	10	240.0	11	238.9	4	238.9	5	239.7
28	111	Nikola Miljković	SRB	LEIN Racing	SRB	Cupra TCR	240.5	6	239.4	8	239.4	10	238.9	4	238.9	9	239.4
29	555	Norbert Michelisz	HUN	M1RA	HUN	Hyundai i30 N TCR	240.5	8	238.9	9	238.4	7	235.8	5	225.9	6	235.9
30	999	Dániel Nagy	HUN	M1RA	HUN	Hyundai i30 N TCR	240.5	10	240.0	9	240.0	11	238.9	7	237.8	3	239.4
31	11	Jens Reno Møller	DEN	Reno Racing	DEN	Honda Civic Type R FK7 TCR	237.8	8	237.8	9	236.3	3	236.3	4	236.3	10	236.9
32	42	Stefano Comini	SUI	Autodis Racing by THX	SUI	Honda Civic Type R FK7 TCR	237.8	10	236.8	7	235.8	11	235.2	5	235.2	8	236.2

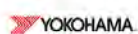




Circuit de Barcelona
 TCR Europe
 Free Practice - 1
 Fastest Laps Sequence



Lap	Time of Day	Session Time	Nº	Driver	Nat	Team	Nat	Vehicle	Time	Km/h
2	12:03:09.604	8:09.604	99	Josh Files	GBR	Hell Energy Racing with KCMG	GBR	Honda Civic Type R FK7 TCR	5:56.236	47.0
3	12:05:08.294	10:08.294	9	Attila Tassi	HUN	Hell Energy Racing with KCMG	HUN	Honda Civic Type R FK7 TCR	5:42.110	48.9
3	12:05:11.678	10:11.678	90	Mike Halder	GER	Hell Energy Racing with KCMG	GER	Honda Civic Type R FK7 TCR	5:25.394	51.5
3	12:05:22.081	10:22.081	38	Danny Kroes	NED	PCR Sport	NED	Cupra TCR	5:19.577	52.4
3	12:05:24.036	10:24.036	25	Mikel Azcona	ESP	PCR Sport	ESP	Cupra TCR	5:03.254	55.2
3	12:05:24.898	10:24.898	34	Stian Paulsen	NOR	Stian Paulsen Racing	NOR	Cupra TCR	5:01.339	55.6
3	12:05:28.868	10:28.868	21	Marie Baus-Cop	FRA	JSB Compétition	FRA	Cupra TCR DSG	4:51.407	57.5
3	12:05:32.384	10:32.384	22	Nathanaël Bertho	FRA	Comtoyou Racing	FRA	Audi RS3 LMS TCR	4:15.358	65.6
4	12:07:04.902	12:04.902	9	Attila Tassi	HUN	Hell Energy Racing with KCMG	HUN	Honda Civic Type R FK7 TCR	1:56.608	143.7
4	12:07:08.220	12:08.220	90	Mike Halder	GER	Hell Energy Racing with KCMG	GER	Honda Civic Type R FK7 TCR	1:56.542	143.7
4	12:07:09.388	12:09.388	62	Dušan Borkovic	SRB	Target Competition	SRB	Hyundai i30 N TCR	1:55.636	144.9
4	12:07:27.823	12:27.823	22	Nathanaël Bertho	FRA	Comtoyou Racing	FRA	Audi RS3 LMS TCR	1:55.439	145.1
8	12:19:08.964	24:08.964	25	Mikel Azcona	ESP	PCR Sport	ESP	Cupra TCR	1:54.931	145.8





Circuit de Barcelona

TCR Europe

Free Practice - 1

Event Best Maximum Speed



Nº	Driver	Nat	Team	Nat	Vehicle	Km/h	Session
69	Jean-Karl Vernay	FRA	Leopard Lukoil Team	FRA	Audi RS3 LMS TCR	247.7	Free Practice - 1
25	Mikel Azcona	ESP	PCR Sport	ESP	Cupra TCR	247.1	Free Practice - 1
23	Francisco Abreu	POR	Sports & You	POR	Peugeot 308 TCR	246.5	Free Practice - 1
27	Enrique Hernand	ESP	Sports & You	ESP	Peugeot 308 TCR	246.0	Free Practice - 1
62	Dušan Borkovic	SRB	Target Competition	SRB	Hyundai i30 N TCR	246.0	Free Practice - 1
34	Stian Paulsen	NOR	Stian Paulsen Racing	NOR	Cupra TCR	245.4	Free Practice - 1
223	Nathanaël Bertho	FRA	Comtoyou Racing	FRA	Audi RS3 LMS TCR	245.4	Free Practice - 1
4	Julien Briché	FRA	JSB Compétition	FRA	Peugeot 308 TCR	244.8	Free Practice - 1
116	Ashley Sutton	GBR	WestCoast Racing	GBR	Volkswagen Golf GTI TCR	244.3	Free Practice - 1
38	Danny Kroes	NED	PCR Sport	NED	Cupra TCR	244.3	Free Practice - 1
17	Martin Ryba	SVK	Brutal Fish Racing Team	SVK	Volkswagen Golf GTI TCR	243.7	Free Practice - 1
22	Petr Fulín	CZE	Fulin Race Academy	CZE	Cupra TCR	243.2	Free Practice - 1
10	Viktor Davidovski	MKD	PSS Racing Team	MKD	Honda Civic Type R FK7 TCR	243.2	Free Practice - 1
21	Marie Baus-Cop	FRA	JSB Compétition	FRA	Cupra TCR DSG	243.2	Free Practice - 1
99	Josh Files	GBR	Hell Energy Racing with KCMG	GBR	Honda Civic Type R FK7 TCR	242.6	Free Practice - 1
909	Mike Halder	GER	Hell Energy Racing with KCMG	GER	Honda Civic Type R FK7 TCR	242.6	Free Practice - 1
35	M. Sathienthirakul	THA	Monlau Competición	THA	Cupra TCR	242.6	Free Practice - 1
88	Maxime Potty	BEL	Comtoyou Racing	BEL	Volkswagen Golf GTI TCR	242.6	Free Practice - 1
8	Reece Barr	IRE	Target Competition	IRE	Hyundai i30 N TCR	242.1	Free Practice - 1
19	Andreas Bäckma	SWE	WestCoast Racing	SWE	Volkswagen Golf GTI TCR	242.1	Free Practice - 1
5	Klim Gavrilov	RUS	LTA Rally	RUS	Volkswagen Golf GTI TCR	242.1	Free Practice - 1
126	Jessica Bäckman	SWE	WestCoast Racing	SWE	Volkswagen Golf GTI TCR	242.1	Free Practice - 1
15	Peter Terting	GER	Target Competition	GER	Hyundai i30 N TCR	241.0	Free Practice - 1
94	Kris Richard	SUI	Target Competition	SUI	Hyundai i30 N TCR	241.0	Free Practice - 1
32	Oliver Taylor	GBR	Pyro Motorsport	GBR	Honda Civic Type R FK7 TCR	241.0	Free Practice - 1
28	Jean-Laurent Nav	FRA	MN Développement	FRA	Volkswagen Golf GTI TCR	241.0	Free Practice - 1
111	Nikola Miljković	SRB	LEIN Racing	SRB	Cupra TCR	240.5	Free Practice - 1
9	Attila Tassi	HUN	Hell Energy Racing with KCMG	HUN	Honda Civic Type R FK7 TCR	240.5	Free Practice - 1
999	Dániel Nagy	HUN	M1RA	HUN	Hyundai i30 N TCR	240.5	Free Practice - 1
555	Norbert Michelisz	HUN	M1RA	HUN	Hyundai i30 N TCR	240.5	Free Practice - 1
11	Jens Reno Møller	DEN	Reno Racing	DEN	Honda Civic Type R FK7 TCR	237.8	Free Practice - 1
42	Stefano Comini	SUI	Autodis Racing by THX	SUI	Honda Civic Type R FK7 TCR	237.8	Free Practice - 1





Circuit de Barcelona

TCR Europe

Free Practice - 1

Pit Stop Analysis



4 Julien Briché Peugeot JSB Compétition
Peugeot 308 TCR

Nr.	In Day Time	In Time	Out Time	Pit Time	T. Pit Time	Handicap	Penalty
1	12:00:15.113	12:00:15.113	12:03:18.144	3:03.031	3:03.031		
2	12:12:24.256	12:12:24.256	12:15:13.919	2:49.663	5:52.694		

5 Klim Gavrilov Volkswagen LTA Rally
Volkswagen Golf GTI TCR

Nr.	In Day Time	In Time	Out Time	Pit Time	T. Pit Time	Handicap	Penalty
1	12:01:19.445	12:01:19.445	12:03:39.336	2:19.891	2:19.891		
2	12:09:52.004	12:09:52.004	12:15:30.053	5:38.049	7:57.940		

8 Reece Barr Hyundai Target Competition
Hyundai i30 N TCR

Nr.	In Day Time	In Time	Out Time	Pit Time	T. Pit Time	Handicap	Penalty
1	11:59:40.471	11:59:40.471	12:03:00.013	3:19.542	3:19.542		
2	12:11:16.464	12:11:16.464	12:15:01.098	3:44.634	7:04.176		

9 Attila Tassi Honda Hell Energy Racing with KCMG
Honda Civic Type R FK7 TCR

Nr.	In Day Time	In Time	Out Time	Pit Time	T. Pit Time	Handicap	Penalty
1	11:59:23.753	11:59:23.753	12:03:05.831	3:42.078	3:42.078		
2	12:11:02.279	12:11:02.279	12:15:55.166	4:52.887	8:34.965		

10 Viktor Davidovski Honda PSS Racing Team
Honda Civic Type R FK7 TCR

Nr.	In Day Time	In Time	Out Time	Pit Time	T. Pit Time	Handicap	Penalty
1	12:01:18.054	12:01:18.054	12:03:36.022	2:17.968	2:17.968		
2	12:12:04.994	12:12:04.994	12:15:28.049	3:23.055	5:41.023		

11 Jens Reno Møller Honda Reno Racing
Honda Civic Type R FK7 TCR

Nr.	In Day Time	In Time	Out Time	Pit Time	T. Pit Time	Handicap	Penalty
1	12:12:09.614	12:12:09.614	12:16:00.458	3:50.844	3:50.844		

15 Peter Terting Hyundai Target Competition
Hyundai i30 N TCR

Nr.	In Day Time	In Time	Out Time	Pit Time	T. Pit Time	Handicap	Penalty
1	11:59:36.033	11:59:36.033	12:03:00.933	3:24.900	3:24.900		
2	12:11:12.813	12:11:12.813	12:14:55.792	3:42.979	7:07.879		

17 Martin Ryba Volkswagen Brutal Fish Racing Team
Volkswagen Golf GTI TCR

Nr.	In Day Time	In Time	Out Time	Pit Time	T. Pit Time	Handicap	Penalty
1	12:00:41.740	12:00:41.740	12:03:24.693	2:42.953	2:42.953		
2	12:11:46.681	12:11:46.681	12:15:16.489	3:29.808	6:12.761		

19 Andreas Bäckman Volkswagen WestCoast Racing
Volkswagen Golf GTI TCR

Nr.	In Day Time	In Time	Out Time	Pit Time	T. Pit Time	Handicap	Penalty
1	12:01:15.088	12:01:15.088	12:04:08.074	2:52.986	2:52.986		
2	12:12:25.837	12:12:25.837	12:16:31.809	4:05.972	6:58.958		

21 Marie Baus-Coppens Cupra JSB Compétition
Cupra TCR DSG

Nr.	In Day Time	In Time	Out Time	Pit Time	T. Pit Time	Handicap	Penalty
1	12:00:33.957	12:00:33.957	12:03:20.299	2:46.342	2:46.342		
2	12:11:42.806	12:11:42.806	12:15:15.266	3:32.460	6:18.802		

22 Petr Fulín Cupra Fulín Race Academy
Cupra TCR

Nr.	In Day Time	In Time	Out Time	Pit Time	T. Pit Time	Handicap	Penalty
1	12:00:32.020	12:00:32.020	12:03:21.740	2:49.720	2:49.720		
2	12:11:40.016	12:11:40.016	12:15:18.309	3:38.293	6:28.013		
3	12:21:37.283	12:21:37.283	12:23:27.951	1:50.668	8:18.681		

23 Francisco Abreu Peugeot Sports & You
Peugeot 308 TCR

Nr.	In Day Time	In Time	Out Time	Pit Time	T. Pit Time	Handicap	Penalty
1	12:00:22.955	12:00:22.955	12:03:27.179	3:04.224	3:04.224		
2	12:15:30.154	12:15:30.154	12:17:48.593	2:18.439	5:22.663		

25 Mikel Azcona Cupra PCR Sport
Cupra TCR

Nr.	In Day Time	In Time	Out Time	Pit Time	T. Pit Time	Handicap	Penalty
1	12:00:17.809	12:00:17.809	12:03:14.687	2:56.878	2:56.878		
2	12:11:21.559	12:11:21.559	12:15:12.191	3:50.632	6:47.510		

28 Jean-Laurent Navarro Volkswagen MN Développement
Volkswagen Golf GTI TCR

Nr.	In Day Time	In Time	Out Time	Pit Time	T. Pit Time	Handicap	Penalty
1	12:00:11.990	12:00:11.990	12:03:27.936	3:15.946	3:15.946		
2	12:11:53.276	12:11:53.276	12:15:23.630	3:30.354	6:46.300		

32 Oliver Taylor Honda Pyro Motorsport
Honda Civic Type R FK7 TCR

Nr.	In Day Time	In Time	Out Time	Pit Time	T. Pit Time	Handicap	Penalty
1	12:00:24.332	12:00:24.332	12:03:29.938	3:05.606	3:05.606		
2	12:11:48.112	12:11:48.112	12:15:38.461	3:50.349	6:55.955		

34 Stian Paulsen Cupra Stian Paulsen Racing
Cupra TCR

Nr.	In Day Time	In Time	Out Time	Pit Time	T. Pit Time	Handicap	Penalty
1	12:00:20.549	12:00:20.549	12:03:16.710	2:56.161	2:56.161		
2	12:11:29.252	12:11:29.252	12:15:05.743	3:36.491	6:32.652		

35 M. Sathienthirakul Cupra Monlau Competición
Cupra TCR

Nr.	In Day Time	In Time	Out Time	Pit Time	T. Pit Time	Handicap	Penalty
1	12:01:21.883	12:01:21.883	12:03:37.848	2:15.965	2:15.965		
2	12:12:06.759	12:12:06.759	12:15:26.496	3:19.737	5:35.702		

38 Danny Kroes Cupra PCR Sport
Cupra TCR

Nr.	In Day Time	In Time	Out Time	Pit Time	T. Pit Time	Handicap	Penalty
1	11:59:59.554	11:59:59.554	12:03:04.321	3:04.767	3:04.767		
2	12:11:22.789	12:11:22.789	12:15:33.365	4:10.576	7:15.343		





Circuit de Barcelona

TCR Europe

Free Practice - 1

Pit Stop Analysis



42 Stefano Comini Honda Autodis Racing by THX
Honda Civic Type R FK7 TCR

Nr.	In Day Time	In Time	Out Time	Pit Time	T. Pit Time	Handicap	Penalty
1	11:59:54.415	11:59:54.415	12:06:07.233	6:12.818	6:12.818		
2	12:12:17.382	12:12:17.382	12:15:07.108	2:49.726	9:02.544		

62 Dušan Borkovic Hyundai Target Competition
Hyundai i30 N TCR

Nr.	In Day Time	In Time	Out Time	Pit Time	T. Pit Time	Handicap	Penalty
1	11:59:34.311	11:59:34.311	12:02:58.842	3:24.531	3:24.531		
2	12:11:08.994	12:11:08.994	12:14:57.863	3:48.869	7:13.400		

69 Jean-Karl Vernay Audi Leopard Lukoil Team
Audi RS3 LMS TCR

Nr.	In Day Time	In Time	Out Time	Pit Time	T. Pit Time	Handicap	Penalty
1	11:59:51.636	11:59:51.636	12:03:57.709	4:06.073	4:06.073		
2	12:12:15.948	12:12:15.948	12:17:52.778	5:36.830	9:42.903		

88 Maxime Poty Volkswagen Comtoyou Racing
Volkswagen Golf GTI TCR

Nr.	In Day Time	In Time	Out Time	Pit Time	T. Pit Time	Handicap	Penalty
1	11:59:52.947	11:59:52.947	12:03:12.906	3:19.959	3:19.959		
2	12:11:30.705	12:11:30.705	12:17:01.290	5:30.585	8:50.544		

94 Kris Richard Hyundai Target Competition
Hyundai i30 N TCR

Nr.	In Day Time	In Time	Out Time	Pit Time	T. Pit Time	Handicap	Penalty
1	11:59:38.512	11:59:38.512	12:03:02.114	3:23.602	3:23.602		
2	12:11:14.630	12:11:14.630	12:14:59.975	3:45.345	7:08.947		

99 Josh Files Honda Hell Energy Racing with KCMG
Honda Civic Type R FK7 TCR

Nr.	In Day Time	In Time	Out Time	Pit Time	T. Pit Time	Handicap	Penalty
1	12:03:06.892	12:03:06.892	12:08:00.147	4:53.255	4:53.255		
2	12:12:27.026	12:12:27.026	12:15:47.185	3:20.159	8:13.414		

111 Nikola Miljković Cupra LEIN Racing
Cupra TCR

Nr.	In Day Time	In Time	Out Time	Pit Time	T. Pit Time	Handicap	Penalty
1	12:00:27.395	12:00:27.395	12:03:43.969	3:16.574	3:16.574		
2	12:12:22.284	12:12:22.284	12:20:29.815	8:07.531	11:24.105		

116 Ashley Sutton Volkswagen WestCoast Racing
Volkswagen Golf GTI TCR

Nr.	In Day Time	In Time	Out Time	Pit Time	T. Pit Time	Handicap	Penalty
1	11:58:11.210	11:58:11.210	12:03:29.128	5:17.918	5:17.918		
2	12:11:41.092	12:11:41.092	12:15:25.032	3:43.940	9:01.858		
3	12:23:24.076	12:23:24.076	12:23:48.131	24.055	9:25.913		

126 Jessica Bäckman Volkswagen WestCoast Racing
Volkswagen Golf GTI TCR

Nr.	In Day Time	In Time	Out Time	Pit Time	T. Pit Time	Handicap	Penalty
1	12:00:43.923	12:00:43.923	12:03:31.435	2:47.512	2:47.512		
2	12:11:50.674	12:11:50.674	12:15:35.611	3:44.937	6:32.449		

223 Nathanaël Berthon Audi Comtoyou Racing
Audi RS3 LMS TCR

Nr.	In Day Time	In Time	Out Time	Pit Time	T. Pit Time	Handicap	Penalty
1	12:01:13.031	12:01:13.031	12:03:09.914	1:56.883	1:56.883		
2	12:11:35.243	12:11:35.243	12:15:22.180	3:46.937	5:43.820		

555 Norbert Michelisz Hyundai M1RA
Hyundai i30 N TCR

Nr.	In Day Time	In Time	Out Time	Pit Time	T. Pit Time	Handicap	Penalty
1	11:57:42.809	11:57:42.809	12:03:53.495	6:10.686	6:10.686		
2	12:08:13.703	12:08:13.703	12:15:08.559	6:54.856	13:05.542		

909 Mike Halder Honda Hell Energy Racing with KCMG
Honda Civic Type R FK7 TCR

Nr.	In Day Time	In Time	Out Time	Pit Time	T. Pit Time	Handicap	Penalty
1	11:59:43.512	11:59:43.512	12:03:07.589	3:24.077	3:24.077		
2	12:11:05.377	12:11:05.377	12:17:17.351	6:11.974	9:36.051		

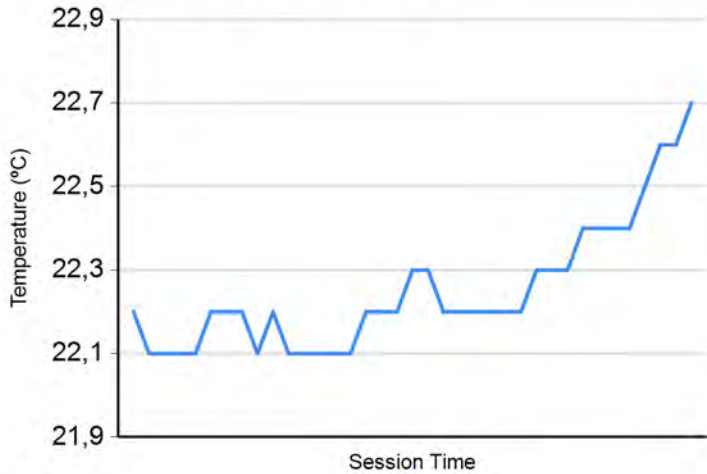
999 Dániel Nagy Hyundai M1RA
Hyundai i30 N TCR

Nr.	In Day Time	In Time	Out Time	Pit Time	T. Pit Time	Handicap	Penalty
1	11:57:33.755	11:57:33.755	12:03:11.176	5:37.421	5:37.421		
2	12:11:20.112	12:11:20.112	12:15:10.195	3:50.083	9:27.504		

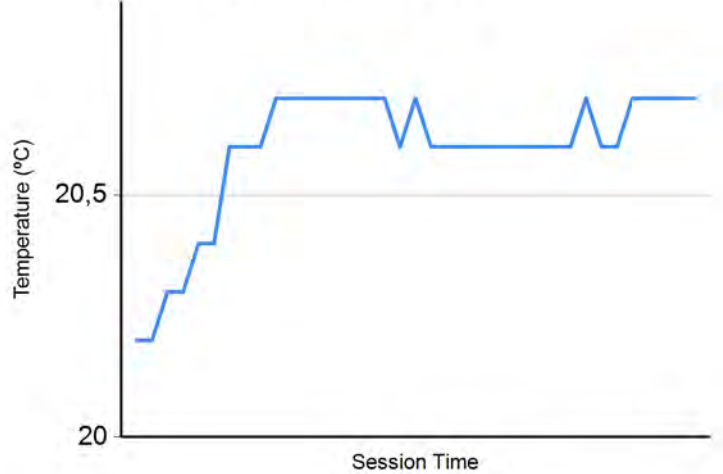




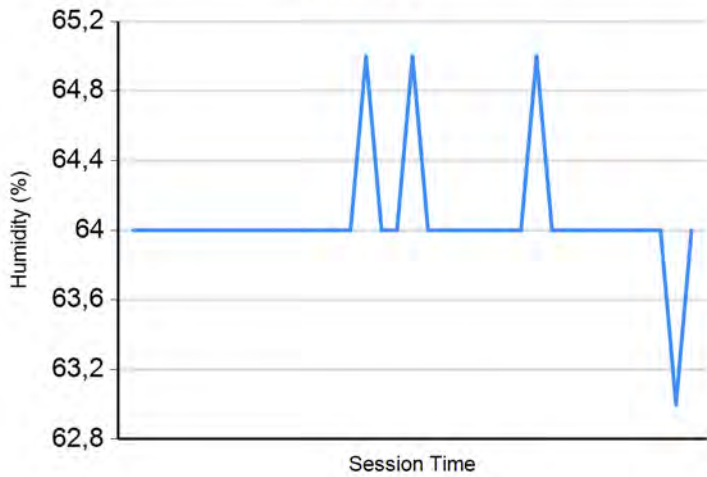
Air Temperature



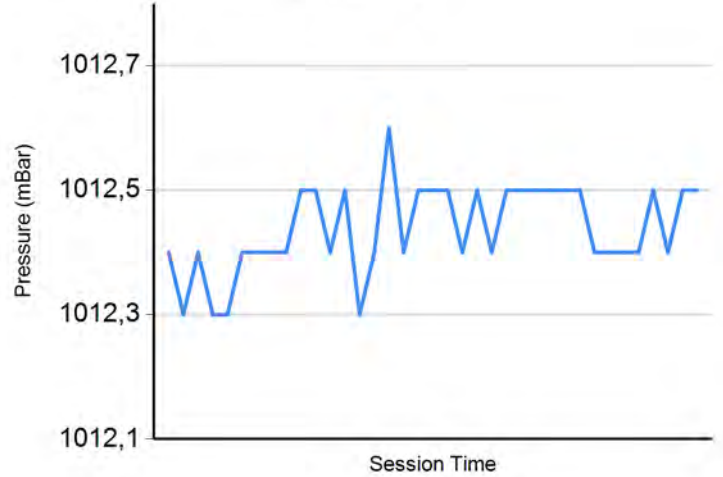
Track Temperature



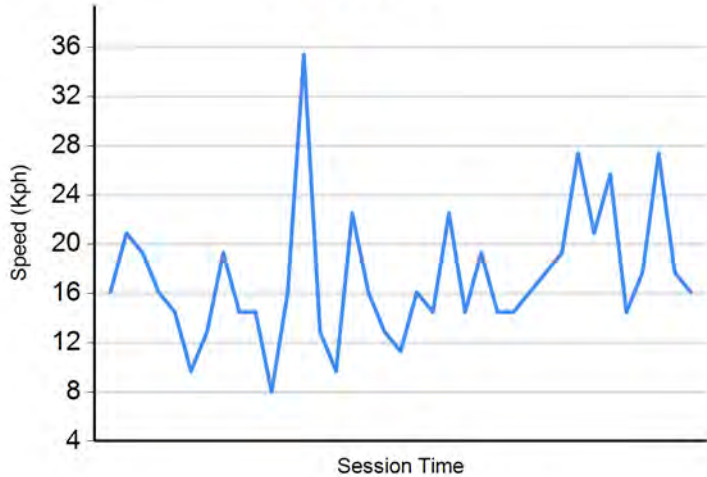
Humidity



Pressure

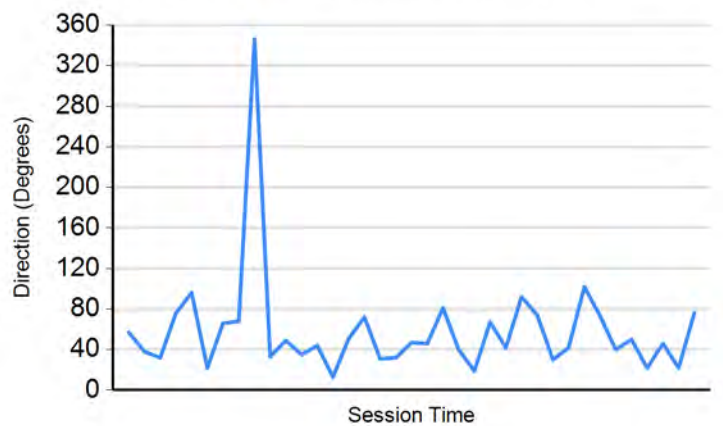


Wind Speed



Wind direction

North = 0°/360° Est = 90° South = 180° West = 270°





Circuit de Barcelona
TCR Europe
Free Practice - 2
Provisional Results



Cls	Nº	Driver	Nat	Team	Nat	Vehicle	Laps	Best	Time	Gap	Interval	Km/h
1	9	Attila Tassi	HUN	Hell Energy Racing with KCMG	HUN	Honda Civic Type R FK7 TCR	10	2	1:54.273			146.6
2	4	Julien Briché	FRA	JSB Compétition	FRA	Peugeot 308 TCR	12	5	1:54.434	0.161	0.161	146.4
3	94	Kris Richard	SUI	Target Competition	SUI	Hyundai i30 N TCR	14	6	1:54.551	0.278	0.117	146.2
4	69	Jean-Karl Vernay	FRA	Leopard Lukoil Team	FRA	Audi RS3 LMS TCR	10	8	1:54.623	0.350	0.072	146.2
5	62	Dušan Borkovic	SRB	Target Competition	SRB	Hyundai i30 N TCR	13	6	1:54.742	0.469	0.119	146.0
6	99	Josh Files	GBR	Hell Energy Racing with KCMG	GBR	Honda Civic Type R FK7 TCR	13	6	1:54.795	0.522	0.053	145.9
7	25	Mikel Azcona	ESP	PCR Sport	ESP	Cupra TCR	10	9	1:54.867	0.594	0.072	145.8
8	88	Maxime Potty	BEL	Comtoy Racing	BEL	Volkswagen Golf GTI TCR	11	9	1:54.964	0.691	0.097	145.7
9	555	Norbert Michelisz	HUN	M1RA	HUN	Hyundai i30 N TCR	11	6	1:55.087	0.814	0.123	145.6
10	116	Ashley Sutton	GBR	WestCoast Racing	GBR	Volkswagen Golf GTI TCR	11	5	1:55.277	1.004	0.190	145.3
11	8	Reece Barr	IRE	Target Competition	IRE	Hyundai i30 N TCR	13	6	1:55.294	1.021	0.017	145.3
12	909	Mike Halder	GER	Hell Energy Racing with KCMG	GER	Honda Civic Type R FK7 TCR	4	2	1:55.309	1.036	0.015	145.3
13	19	Andreas Bäckma	SWE	WestCoast Racing	SWE	Volkswagen Golf GTI TCR	11	9	1:55.319	1.046	0.010	145.3
14	999	Dániel Nagy	HUN	M1RA	HUN	Hyundai i30 N TCR	10	8	1:55.320	1.047	0.001	145.3
15	32	Oliver Taylor	GBR	Pyro Motorsport	GBR	Honda Civic Type R FK7 TCR	10	5	1:55.418	1.145	0.098	145.1
16	223	Nathanaël Bertho	FRA	Comtoy Racing	FRA	Audi RS3 LMS TCR	10	5	1:55.561	1.288	0.143	145.0
17	5	Klim Gavrilov	RUS	LTA Rally	RUS	Volkswagen Golf GTI TCR	13	10	1:55.600	1.327	0.039	144.9
18	126	Jessica Bäckman	SWE	WestCoast Racing	SWE	Volkswagen Golf GTI TCR	12	10	1:55.751	1.478	0.151	144.7
19	15	Peter Terting	GER	Target Competition	GER	Hyundai i30 N TCR	13	8	1:55.799	1.526	0.048	144.7
20	10	Viktor Davidovski	MKD	PSS Racing Team	MKD	Honda Civic Type R FK7 TCR	14	5	1:55.803	1.530	0.004	144.7
21	22	Petr Fulín	CZE	Fulin Race Academy	CZE	Cupra TCR	13	10	1:55.981	1.708	0.178	144.4
22	34	Stian Paulsen	NOR	Stian Paulsen Racing	NOR	Cupra TCR	8	7	1:56.001	1.728	0.020	144.4
23	23	Francisco Abreu	POR	Sports & You	POR	Peugeot 308 TCR	13	8	1:56.049	1.776	0.048	144.4
24	11	Jens Reno Møller	DEN	Reno Racing	DEN	Honda Civic Type R FK7 TCR	11	10	1:56.174	1.901	0.125	144.2
25	38	Danny Kroes	NED	PCR Sport	NED	Cupra TCR	13	9	1:56.274	2.001	0.100	144.1
26	42	Stefano Comini	SUI	Autodis Racing by THX	SUI	Honda Civic Type R FK7 TCR	12	10	1:56.514	2.241	0.240	143.8
27	111	Nikola Miljković	SRB	LEIN Racing	SRB	Cupra TCR	12	5	1:57.096	2.823	0.582	143.1
28	35	M. Sathienthirakul	THA	Monlau Competición	THA	Cupra TCR	12	11	1:57.422	3.149	0.326	142.7
29	21	Marie Baus-Coppens	FRA	JSB Compétition	FRA	Cupra TCR DSG	13	6	1:57.643	3.370	0.221	142.4
30	28	Jean-Laurent Navarro	FRA	MN Développement	FRA	Volkswagen Golf GTI TCR	10	9	1:57.851	3.578	0.208	142.1
31	27	Enrique Hernand	ESP	Sports & You	ESP	Peugeot 308 TCR	11	5	1:57.910	3.637	0.059	142.1
32	17	Martin Ryba	SVK	Brutal Fish Racing Team	SVK	Volkswagen Golf GTI TCR	11	8	1:58.086	3.813	0.176	141.9

Published at:.....

Track Temp: 25.7 °C Air Temp: 22.8 °C Humidity: 62 % Track Status: DRY

Stewards:

Race Director:

Timekeeper:





Circuit de Barcelona

TCR Europe

Free Practice - 2

Lap Analysis



4 Julien Briché Peugeot 308 TCR
JSB Compétition

Lap D	Time	Sector 1	Sector 2	Sector 3	T. Spd	Elapsed
1	16:09:38.590	16:08:08.713	49.981	39.896	140.9	16:09:38.590
2	1:55.645	33.069	45.099	37.477	243.2	16:11:34.235
3	2:07.052 P	33.003	45.310	48.739	243.7	16:13:41.287
4	7:19.204	5:51.306	48.830	39.068	127.8	16:21:00.491
5	1:54.434	32.559	44.598	37.277	240.0	16:22:54.925
6	2:01.266	32.569	49.622	39.075	241.6	16:24:56.191
7	1:55.070	32.555	44.887	37.628	241.6	16:26:51.261
8	1:55.043	32.677	44.845	37.521	242.1	16:28:46.304
9	2:08.431 P	32.714	45.209	50.508	243.7	16:30:54.735
10	4:21.423	2:53.077	48.635	39.711	166.9	16:35:16.158
11	1:55.017	32.676	44.874	37.467	242.1	16:37:11.175
12	2:21.471 P	32.711	47.929	1:00.831	242.1	16:39:32.646

9 Attila Tassi Honda Civic Type R FK7 TCR
Hell Energy Racing with KCMG

Lap D	Time	Sector 1	Sector 2	Sector 3	T. Spd	Elapsed
1	16:09:17.633	16:07:48.953	47.527	41.153	155.6	16:09:17.633
2	1:54.273	32.572	44.503	37.198	240.0	16:11:11.906
3	2:00.593 P	32.436	45.300	42.857	241.6	16:13:12.499
4	7:13.558	5:46.478	46.741	40.339	149.1	16:20:26.057
5	1:54.809	32.630	44.773	37.406	240.0	16:22:20.866
6	2:01.965 P	32.820	46.274	42.871	240.0	16:24:22.831
7	5:30.646	3:42.961	1:02.889	44.796	162.8	16:29:53.477
8	1:55.287	32.946	44.882	37.459	239.4	16:31:48.764
9	2:01.303 P	33.267	45.410	42.626	241.6	16:33:50.067
10	3:37.283 P	2:07.528	45.559	44.196	162.8	16:37:27.350

5 Klim Gavrilov Volkswagen Golf GTI TCR
LTA Rally

Lap D	Time	Sector 1	Sector 2	Sector 3	T. Spd	Elapsed
1	16:10:01.331	16:08:26.511	52.821	41.999	143.4	16:10:01.331
2	1:57.185	34.173	45.294	37.718	240.5	16:11:58.516
3	2:12.848 P	32.948	45.745	54.155	240.0	16:14:11.364
4	5:58.553	4:28.022	49.458	41.073	151.0	16:20:09.917
5	1:56.762	33.064	45.639	38.059	238.9	16:22:06.679
6	1:56.623	32.922	45.650	38.051	238.9	16:24:03.302
7	2:07.404 P	33.046	45.751	48.607	240.5	16:26:10.706
8	4:06.657	2:37.281	50.631	38.745	144.0	16:30:17.363
9	2:01.770	32.768	49.853	39.149	238.4	16:32:19.133
10	1:55.600	32.835	45.166	37.599	239.4	16:34:14.733
11	1:59.521	33.229	46.586	39.706	241.0	16:36:14.254
12	1:57.585	32.909	46.576	38.100	241.0	16:38:11.839
13	2:28.215 P	36.133	51.808	1:00.274	202.2	16:40:40.054

10 Viktor Davidovski Honda Civic Type R FK7 TCR
PSS Racing Team

Lap D	Time	Sector 1	Sector 2	Sector 3	T. Spd	Elapsed
1	16:09:55.972	16:08:24.133	52.420	39.419	148.9	16:09:55.972
2	1:57.268	33.125	46.120	38.023	239.4	16:11:53.240
3	2:11.828 P	33.644	46.082	52.102	240.0	16:14:05.068
4	5:43.527	4:19.304	46.345	37.878	169.0	16:19:48.595
5	1:55.803	32.848	45.329	37.626	240.5	16:21:44.398
6	1:56.745	32.992	45.677	38.076	243.2	16:23:41.143
7	2:01.571	34.125	48.632	38.814	243.2	16:25:42.714
8	1:59.328	33.006	46.115	40.207	242.6	16:27:42.042
9	2:01.688	37.058	46.050	38.580	203.0	16:29:43.730
10	1:56.303	32.927	45.445	37.931	241.6	16:31:40.033
11	1:57.182	33.082	45.677	38.423	239.4	16:33:37.215
12	1:56.763	33.084	45.459	38.220	240.0	16:35:33.978
13	1:56.972	32.972	45.805	38.195	240.0	16:37:30.950
14	2:33.526 P	43.585	56.882	53.059	175.8	16:40:04.476

8 Reece Barr Hyundai i30 N TCR
Target Competition

Lap D	Time	Sector 1	Sector 2	Sector 3	T. Spd	Elapsed
1	16:09:18.808	16:07:47.147	49.567	42.094	136.7	16:09:18.808
2	1:58.239	32.994	46.593	38.652	238.9	16:11:17.047
3	1:56.046	32.684	45.360	38.002	239.4	16:13:13.093
4	2:30.105 P	34.952	55.774	59.379	224.0	16:15:43.198
5	6:15.097	4:43.832	51.288	39.977	113.2	16:21:58.295
6	1:55.294	32.704	44.979	37.611	236.8	16:23:53.589
7	1:55.520	32.704	45.041	37.775	240.0	16:25:49.109
8	1:55.906	32.775	45.080	38.051	239.4	16:27:45.015
9	1:57.778	32.895	46.242	38.641	240.5	16:29:42.793
10	2:03.254 P	32.773	45.110	45.371	238.4	16:31:46.047
11	4:21.800	2:54.606	45.952	41.242	163.1	16:36:07.847
12	2:01.080	36.974	46.174	37.932	220.4	16:38:08.927
13	2:26.408 P	35.972	53.047	57.389	231.7	16:40:35.335

11 Jens Reno Møller Honda Civic Type R FK7 TCR
Reno Racing

Lap D	Time	Sector 1	Sector 2	Sector 3	T. Spd	Elapsed
1	16:09:39.263 P	16:08:04.542	48.756	45.965	152.9	16:09:39.263
2	2:42.779	1:11.738	49.616	41.425	163.3	16:12:22.042
3	2:14.382 P	33.414	46.073	54.895	236.3	16:14:36.424
4	5:10.927	3:46.986	45.834	38.107	147.9	16:19:47.351
5	1:56.671	33.029	45.670	37.972	241.6	16:21:44.022
6	1:56.714	32.990	45.443	38.281	242.1	16:23:40.736
7	2:02.410 P	33.318	45.589	43.503	243.2	16:25:43.146
8	4:36.708 P	3:04.264	46.089	46.355	140.8	16:30:19.854
9	3:28.641	2:02.460	47.362	38.819	163.1	16:33:48.495
10	1:56.174	32.805	45.418	37.951	239.4	16:35:44.669
11	2:08.240 P	33.091	48.266	46.883	240.0	16:37:52.909





Circuit de Barcelona

TCR Europe

Free Practice - 2

Lap Analysis



15

Peter Terting

Hyundai i30 N TCR

21

Marie Baus-Coppens

Cupra TCR DSG

Target Competition

JSB Compétition

Lap D	Time	Sector 1	Sector 2	Sector 3	T. Spd	Elapsed	Lap D	Time	Sector 1	Sector 2	Sector 3	T. Spd	Elapsed
1	16:09:19.836	16:07:47.754	49.644	42.438	143.2	16:09:19.836	1	16:09:39.565	16:08:09.040	50.224	40.301	129.9	16:09:39.565
2	1:56.207	32.893	45.372	37.942	239.4	16:11:16.043	2	1:59.126	33.604	46.497	39.025	240.5	16:11:38.691
3	1:56.259	33.101	45.395	37.763	236.8	16:13:12.302	3	2:09.547 P	33.624	46.750	49.173	240.5	16:13:48.238
4	2:27.702 P	34.667	55.609	57.426	235.8	16:15:40.004	4	6:59.561	5:16.535	1:01.217	41.809	145.3	16:20:47.799
5	5:32.948	3:56.473	55.432	41.043	135.1	16:21:12.952	5	1:58.131	33.547	46.408	38.176	237.8	16:22:45.930
6	1:55.926	32.868	45.456	37.602	235.2	16:23:08.878	6	1:57.643	33.496	46.078	38.069	240.0	16:24:43.573
7	2:05.428	32.888	50.887	41.653	238.9	16:25:14.306	7	2:00.124	33.855	47.229	39.040	239.4	16:26:43.697
8	1:55.799	32.765	45.202	37.832	237.3	16:27:10.105	8	1:58.491	33.482	46.346	38.663	238.9	16:28:42.188
9	1:55.808	32.910	45.031	37.867	237.3	16:29:05.913	9	2:08.267 P	33.698	46.787	47.782	238.4	16:30:50.455
10	2:04.403 P	33.033	45.707	45.663	237.8	16:31:10.316	10	2:59.135	1:32.140	48.194	38.801	161.6	16:33:49.590
11	4:41.602	3:18.799	45.173	37.630	163.6	16:35:51.918	11	2:00.430	33.923	46.681	39.826	242.1	16:35:50.020
12	1:56.102	32.948	45.324	37.830	241.6	16:37:48.020	12	2:01.236	34.078	47.329	39.829	243.2	16:37:51.256
13	2:07.932 P	32.958	45.581	49.393	237.8	16:39:55.952	13	2:19.736 P	34.318	50.355	55.063	240.0	16:40:10.992

17

Martin Ryba

Volkswagen Golf GTI TCR

22

Petr Fulín

Cupra TCR

Brutal Fish Racing Team

Fulin Race Academy

Lap D	Time	Sector 1	Sector 2	Sector 3	T. Spd	Elapsed	Lap D	Time	Sector 1	Sector 2	Sector 3	T. Spd	Elapsed
1	16:10:00.205	16:08:21.593	56.713	41.899	108.0	16:10:00.205	1	16:09:50.387	16:08:20.649	50.345	39.393	143.8	16:09:50.387
2	2:01.813	36.146	47.473	38.194	236.3	16:12:02.018	2	1:56.926	33.245	45.830	37.851	237.8	16:11:47.313
3	6:39.881 P	4:54.418	57.558	47.905	240.0	16:18:41.899	3	2:13.389 P	32.869	45.554	54.966	241.0	16:14:00.702
4	4:24.091	2:55.875	47.661	40.555	160.4	16:23:05.990	4	6:12.030	4:31.766	58.162	42.102	163.1	16:20:12.732
5	2:17.863 P	33.078	54.560	50.225	240.5	16:25:23.853	5	1:56.662	33.128	45.510	38.024	237.8	16:22:09.394
6	4:41.503	3:05.425	55.291	40.787	163.1	16:30:05.356	6	1:56.494	32.927	45.443	38.124	241.0	16:24:05.888
7	2:00.099	33.672	47.966	38.461	235.8	16:32:05.455	7	1:57.203	32.979	45.846	38.378	242.6	16:26:03.091
8	1:58.086	33.169	45.947	38.970	239.4	16:34:03.541	8	2:10.364 P	33.215	46.944	50.205	242.1	16:28:13.455
9	1:59.075	34.031	46.223	38.821	238.9	16:36:02.616	9	4:00.897	2:33.393	46.621	40.883	159.2	16:32:14.352
10	1:58.507	33.217	46.469	38.821	238.9	16:38:01.123	10	1:55.981	32.713	45.342	37.926	241.6	16:34:10.333
11	2:30.922 P	42.086	53.206	55.630	147.3	16:40:32.045	11	2:00.141	32.792	47.078	40.271	244.3	16:36:10.474
12	1:56.905	33.085	45.710	38.110	243.7	16:38:07.379	12	1:56.905	33.085	45.710	38.110	243.7	16:38:07.379
13	2:13.988 P	35.555	46.328	52.105	242.1	16:40:21.367	13	2:13.988 P	35.555	46.328	52.105	242.1	16:40:21.367

19

Andreas Bäckman

Volkswagen Golf GTI TCR

23

Francisco Abreu

Peugeot 308 TCR

WestCoast Racing

Sports & You

Lap D	Time	Sector 1	Sector 2	Sector 3	T. Spd	Elapsed	Lap D	Time	Sector 1	Sector 2	Sector 3	T. Spd	Elapsed
1	16:10:42.008	16:08:59.205	59.738	43.065	154.0	16:10:42.008	1	16:09:42.626	16:08:12.204	50.674	39.748	150.6	16:09:42.626
2	1:57.909	33.022	46.925	37.962	240.0	16:12:39.917	2	1:59.704	33.221	46.813	39.670	243.7	16:11:42.330
3	2:12.823 P	33.050	49.255	50.518	240.5	16:14:52.740	3	2:10.028 P	33.037	45.565	51.426	242.6	16:13:52.358
4	6:41.009	4:57.767	57.322	45.920	162.6	16:21:33.749	4	6:01.538	4:36.003	46.675	38.860	161.6	16:19:53.896
5	1:55.801	32.799	45.373	37.629	240.0	16:23:29.550	5	1:56.461	32.813	45.084	38.564	243.7	16:21:50.357
6	1:56.594	33.156	45.620	37.818	243.2	16:25:26.144	6	2:01.969 P	32.783	45.298	43.888	245.4	16:23:52.326
7	2:03.844 P	33.471	46.333	44.040	242.6	16:27:29.988	7	3:37.154	2:08.718	49.244	39.192	143.4	16:27:29.480
8	5:16.096	3:41.003	55.595	39.498	159.5	16:32:46.084	8	1:56.049	32.750	45.191	38.108	243.2	16:29:25.529
9	1:55.319	32.826	45.007	37.486	241.0	16:34:41.403	9	1:56.302	32.892	45.395	38.015	243.2	16:31:21.831
10	2:08.136	38.262	50.416	39.458	185.8	16:36:49.539	10	1:56.932	32.982	45.475	38.475	243.2	16:33:18.763
11	2:07.117 P	32.661	45.206	49.250	241.6	16:38:56.656	11	2:01.839	35.502	47.001	39.336	243.7	16:35:20.602
12	1:57.782	33.048	45.681	39.053	244.3	16:37:18.384	12	1:57.782	33.048	45.681	39.053	244.3	16:37:18.384
13	2:15.673 P	33.179	45.883	56.611	244.3	16:39:34.057	13	2:15.673 P	33.179	45.883	56.611	244.3	16:39:34.057





Circuit de Barcelona

TCR Europe

Free Practice - 2

Lap Analysis



25

Mikel Azcona

Cupra TCR

34

Stian Paulsen

Cupra TCR

PCR Sport

Stian Paulsen Racing

Lap	D	Time	Sector 1	Sector 2	Sector 3	T. Spd	Elapsed	Lap	D	Time	Sector 1	Sector 2	Sector 3	T. Spd	Elapsed
1		16:09:30.731	16:07:59.729	49.915	41.087	123.2	16:09:30.731	1		16:09:31.538	16:08:00.619	49.831	41.088	144.0	16:09:31.538
2		1:55.384	32.745	45.112	37.527	243.2	16:11:26.115	2		1:56.669	33.104	45.500	38.065	244.3	16:11:28.207
3		1:55.129	32.593	45.027	37.509	244.3	16:13:21.244	3		2:08.922 P	33.094	45.438	50.390	241.6	16:13:37.129
4		2:27.168 P	36.447	55.712	55.009	188.8	16:15:48.412	4		7:04.762	5:41.044	45.487	38.231	163.8	16:20:41.891
5		8:00.283	6:37.431	45.241	37.611	161.9	16:23:48.695	5		2:12.897 P	32.889	48.731	51.277	243.7	16:22:54.788
6		1:55.527	32.732	45.044	37.751	243.2	16:25:44.222	6		9:13.157	7:49.882	45.532	37.743	170.3	16:32:07.945
7		2:01.999 P	32.667	45.431	43.901	246.5	16:27:46.221	7		1:56.001	32.837	45.247	37.917	240.5	16:34:03.946
8		4:16.957	2:54.116	45.424	37.417	143.8	16:32:03.178	8		2:15.226 P	33.004	54.750	47.472	243.2	16:36:19.172
9		1:54.867	32.394	44.678	37.795	244.8	16:33:58.045								
10		2:15.988 P	35.317	54.258	46.413	246.5	16:36:14.033								

27

Enrique Hernando

Peugeot 308 TCR

35

M. Sathienthirakul

Cupra TCR

Sports & You

Monlau Competición

Lap	D	Time	Sector 1	Sector 2	Sector 3	T. Spd	Elapsed	Lap	D	Time	Sector 1	Sector 2	Sector 3	T. Spd	Elapsed
1		16:10:26.677 P	16:08:40.936	56.372	49.369	165.3	16:10:26.677	1		16:10:02.561	16:08:23.529	57.516	41.516	127.8	16:10:02.561
2		2:33.676	1:07.863	46.732	39.081	164.1	16:13:00.353	2		2:00.691	34.937	47.533	38.221	211.7	16:12:03.252
3		2:26.844 P	34.364	55.408	57.072	242.1	16:15:27.197	3		2:18.327 P	34.098	50.323	53.906	241.6	16:14:21.579
4		5:57.472	4:11.914	56.630	48.928	166.4	16:21:24.669	4		6:39.887	5:11.848	49.643	38.396	130.5	16:21:01.466
5		1:57.910	33.410	46.172	38.328	240.5	16:23:22.579	5		1:57.704	33.157	46.423	38.124	241.6	16:22:59.170
6		1:58.913	34.189	46.224	38.500	242.6	16:25:21.492	6		2:07.720 P	33.167	46.636	47.917	240.5	16:25:06.890
7		2:05.529 P	33.557	47.260	44.712	242.1	16:27:27.021	7		3:45.141	2:19.254	47.471	38.416	123.8	16:28:52.031
8		3:55.966	2:32.455	45.654	37.857	163.1	16:31:22.987	8		1:58.165	33.379	46.296	38.490	241.0	16:30:50.196
9		1:59.175	34.059	46.446	38.670	243.2	16:33:22.162	9		2:07.934 P	33.694	46.780	47.460	239.4	16:32:58.130
10		2:00.003	35.729	46.070	38.204	243.2	16:35:22.165	10		3:23.718	1:52.982	50.587	40.149	151.8	16:36:21.848
11		2:10.424 P	32.711	45.827	51.886	244.3	16:37:32.589	11		1:57.422	33.077	45.649	38.696	242.6	16:38:19.270
								12		2:23.294 P	33.946	47.990	1:01.358	233.7	16:40:42.564

28

Jean-Laurent Navarro

Volkswagen Golf GTI TCR

38

Danny Kroes

Cupra TCR

MN Développement

PCR Sport

Lap	D	Time	Sector 1	Sector 2	Sector 3	T. Spd	Elapsed	Lap	D	Time	Sector 1	Sector 2	Sector 3	T. Spd	Elapsed
1		16:10:17.136	16:08:33.636	1:00.312	43.188	116.1	16:10:17.136	1		16:09:27.776	16:07:55.432	48.848	43.496	165.3	16:09:27.776
2		1:58.468	33.935	46.410	38.123	235.8	16:12:15.604	2		1:56.985	33.247	45.498	38.240	241.0	16:11:24.761
3		2:18.308 P	33.685	46.803	57.820	237.3	16:14:33.912	3		2:03.974 P	32.991	47.020	43.963	240.5	16:13:28.735
4		6:42.000	5:08.773	51.440	41.787	162.8	16:21:15.912	4		6:17.890	4:49.073	49.427	39.390	157.8	16:19:46.625
5		2:06.237 P	33.803	46.839	45.595	236.3	16:23:22.149	5		1:56.543	33.012	45.474	38.057	243.7	16:21:43.168
6		6:24.921	4:52.985	50.643	41.293	156.0	16:29:47.070	6		1:56.804	33.031	45.501	38.272	243.2	16:23:39.972
7		1:58.127	33.802	46.283	38.042	236.3	16:31:45.197	7		2:01.061 P	33.069	45.513	42.479	243.7	16:25:41.033
8		1:58.689	33.577	46.687	38.425	240.0	16:33:43.886	8		3:58.294	2:26.685	50.056	41.553	165.3	16:29:39.327
9		1:57.851	33.381	46.177	38.293	239.4	16:35:41.737	9		1:56.274	33.014	45.423	37.837	239.4	16:31:35.601
10		2:16.518 P	33.503	47.175	55.840	242.6	16:37:58.255	10		1:56.415	32.877	45.491	38.047	242.1	16:33:32.016
								11		1:56.985	32.869	45.530	38.586	243.7	16:35:29.001
								12		1:57.097	33.093	45.741	38.263	243.2	16:37:26.098
								13		2:11.201 P	35.341	48.368	47.492	209.3	16:39:37.299

32

Oliver Taylor

Honda Civic Type R FK7 TCR

Pyro Motorsport

Lap	D	Time	Sector 1	Sector 2	Sector 3	T. Spd	Elapsed
1		16:09:47.249	16:08:14.000	51.607	41.642	125.1	16:09:47.249
2		2:10.045 P	35.474	49.298	45.273	232.7	16:11:57.294
3		8:08.905 P	6:37.142	46.797	44.966	169.2	16:20:06.199
4		3:44.053	2:04.899	56.873	42.281	152.7	16:23:50.252
5		1:55.418	32.679	44.978	37.761	238.9	16:25:45.670
6		1:56.332	32.777	45.300	38.255	240.5	16:27:42.002
7		2:17.096	38.169	51.791	47.136	238.9	16:29:59.098
8		2:02.706	33.057	49.182	40.467	238.9	16:32:01.804
9		1:56.599	32.832	45.270	38.497	236.8	16:33:58.403
10		2:03.867 P	34.428	46.300	43.139	243.2	16:36:02.270





Circuit de Barcelona
TCR Europe
Free Practice - 2
Lap Analysis



42

Stefano Comini

Honda Civic Type R FK7 TCR

88

Maxime Potty

Volkswagen Golf GTI TCR

Autodis Racing by THX

Comtoy Racing

Lap	D	Time	Sector 1	Sector 2	Sector 3	T. Spd	Elapsed	Lap	D	Time	Sector 1	Sector 2	Sector 3	T. Spd	Elapsed		
1		16:09:32.377	16:08:01.367	49.549	41.461	156.0	16:09:32.377	1		16:10:34.175	16:08:46.602	1:01.451	46.122	152.3	16:10:34.175		
2		1:58.838	33.354	46.939	38.545	238.9	16:11:31.215	2		2:15.155	39.565	53.360	42.230	198.8	16:12:49.330		
3		2:07.198	P	33.265	46.157	47.776	237.3	16:13:38.413	3		2:36.199	P	39.610	59.346	57.243	204.9	16:15:25.529
4		6:35.715		5:11.534	45.989	38.192	162.1	16:20:14.128	4		5:11.002		3:46.729	45.790	38.483	150.2	16:20:36.531
5		2:04.227	P	33.219	46.333	44.675	239.4	16:22:18.355	5		2:23.331	P	36.083	57.406	49.842	219.5	16:22:59.862
6		3:23.798		1:57.804	47.371	38.623	169.0	16:25:42.153	6		3:32.369		2:07.574	46.421	38.374	174.4	16:26:32.231
7		1:57.739		33.036	46.199	38.504	239.4	16:27:39.892	7		2:00.832	P	33.153	45.380	42.299	239.4	16:28:33.063
8		2:01.485	P	33.205	46.176	42.104	237.3	16:29:41.377	8		4:04.805		2:29.962	54.173	40.670	127.6	16:32:37.868
9		3:27.865		2:00.870	48.525	38.470	145.5	16:33:09.242	9		1:54.964		32.496	44.935	37.533	239.4	16:34:32.832
10		1:56.514		32.935	45.613	37.966	236.8	16:35:05.756	10		1:55.349		32.610	44.915	37.824	240.5	16:36:28.181
11		1:56.950		33.029	45.913	38.008	236.8	16:37:02.706	11		2:06.185	P	32.725	45.345	48.115	244.3	16:38:34.366
12		2:02.212	P	33.362	45.944	42.906	238.4	16:39:04.918									

62

Dušan Borkovic

Hyundai i30 N TCR

94

Kris Richard

Hyundai i30 N TCR

Target Competition

Target Competition

Lap	D	Time	Sector 1	Sector 2	Sector 3	T. Spd	Elapsed	Lap	D	Time	Sector 1	Sector 2	Sector 3	T. Spd	Elapsed		
1		16:09:12.441	16:07:46.069	47.896	38.476	125.7	16:09:12.441	1		16:09:15.054	16:07:46.883	47.652	40.519	139.5	16:09:15.054		
2		1:56.001	32.931	45.180	37.890	235.8	16:11:08.442	2		1:55.539	32.739	45.145	37.655	238.9	16:11:10.593		
3		1:55.764	32.901	45.295	37.568	235.8	16:13:04.206	3		1:55.772	32.986	45.270	37.516	238.9	16:13:06.365		
4		2:29.842	P	39.839	56.333	53.670	165.1	16:15:34.048	4		2:30.853	P	39.077	56.520	55.256	185.8	16:15:37.218
5		5:06.433		3:37.038	51.078	38.317	155.8	16:20:40.481	5		5:05.970		3:35.954	50.588	39.428	148.1	16:20:43.188
6		1:54.742		32.444	45.064	37.234	238.4	16:22:35.223	6		1:54.551		32.533	44.611	37.407	238.4	16:22:37.739
7		1:54.929		32.617	44.906	37.406	237.8	16:24:30.152	7		1:55.102		32.627	44.966	37.509	237.3	16:24:32.841
8		1:55.126		32.604	44.945	37.577	237.8	16:26:25.278	8		1:55.045		32.564	44.851	37.630	238.4	16:26:27.886
9		2:10.791		37.179	52.699	40.913	198.5	16:28:36.069	9		1:55.020		32.563	44.783	37.674	238.9	16:28:22.906
10		2:06.522	P	34.713	47.693	44.116	239.4	16:30:42.591	10		2:08.757	P	32.748	48.587	47.422	237.3	16:30:31.663
11		3:56.217		2:28.194	49.284	38.739	114.2	16:34:38.808	11		4:12.280		2:46.783	47.420	38.077	163.8	16:34:43.943
12		1:54.985		32.466	45.008	37.511	239.4	16:36:33.793	12		1:55.334		32.681	44.823	37.830	237.8	16:36:39.277
13		2:20.595	P	37.580	48.517	54.498	241.0	16:38:54.388	13		1:55.230		32.619	44.981	37.630	238.9	16:38:34.507
									14		2:33.606	P	39.690	53.699	1:00.217	155.6	16:41:08.113

69

Jean-Karl Vernay

Audi RS3 LMS TCR

99

Josh Files

Honda Civic Type R FK7 TCR

Leopard Lukoil Team

Hell Energy Racing with KCMG

Lap	D	Time	Sector 1	Sector 2	Sector 3	T. Spd	Elapsed	Lap	D	Time	Sector 1	Sector 2	Sector 3	T. Spd	Elapsed		
1		16:09:24.623	16:07:54.437	47.585	42.601	151.6	16:09:24.623	1		16:09:14.508	16:07:47.788	47.744	38.976	152.7	16:09:14.508		
2		2:03.740	P	34.014	46.891	42.835	242.6	16:11:28.363	2		1:55.545	32.741	45.122	37.682	239.4	16:11:10.053	
3		10:20.498		8:55.797	46.311	38.390	158.1	16:21:48.861	3		1:55.597	32.813	45.138	37.646	240.0	16:13:05.650	
4		1:55.479		32.693	45.232	37.554	241.6	16:23:44.340	4		2:30.216	P	38.939	56.611	54.666	190.1	16:15:35.866
5		1:57.161		32.845	45.911	38.405	244.3	16:25:41.501	5		4:41.726		3:05.819	47.600	48.307	153.8	16:20:17.592
6		2:10.036	P	32.831	53.088	44.117	243.7	16:27:51.537	6		1:54.795		32.632	44.953	37.210	240.5	16:22:12.387
7		4:39.650		3:09.316	46.489	43.845	157.8	16:32:31.187	7		1:55.346		32.523	45.170	37.653	240.5	16:24:07.733
8		1:54.623		32.437	44.759	37.427	242.6	16:34:25.810	8		2:04.955	P	32.750	45.749	46.456	242.1	16:26:12.688
9		2:01.004		34.543	47.810	38.651	245.4	16:36:26.814	9		4:52.252		3:28.196	46.015	38.041	131.8	16:31:04.940
10		2:09.660	P	33.143	48.169	48.348	244.3	16:38:36.474	10		1:57.308		32.695	46.496	38.117	239.4	16:33:02.248
									11		1:56.628		32.849	45.820	37.959	241.0	16:34:58.876
									12		1:55.876		32.779	45.100	37.997	239.4	16:36:54.752
									13		2:07.702	P	32.818	46.548	48.336	242.1	16:39:02.454





Circuit de Barcelona

TCR Europe

Free Practice - 2

Lap Analysis



111

Nikola Miljković

Cupra TCR

223

Nathanaël Berthon

Audi RS3 LMS TCR

LEIN Racing

Comtoy Racing

Lap	D	Time	Sector 1	Sector 2	Sector 3	T. Spd	Elapsed	Lap	D	Time	Sector 1	Sector 2	Sector 3	T. Spd	Elapsed
1		16:10:17.882	16:08:39.809	56.117	41.956	108.7	16:10:17.882	1		16:10:33.209	16:08:45.671	1:00.807	46.731	130.2	16:10:33.209
2		2:07.757	36.992	50.828	39.937	216.8	16:12:25.639	2		2:15.369	39.982	52.937	42.450	196.7	16:12:48.578
3		2:17.890	P 33.340	46.138	58.412	238.4	16:14:43.529	3		2:35.508	P 39.050	56.328	1:00.130	207.2	16:15:24.086
4		5:19.993	3:51.099	50.131	38.763	154.9	16:20:03.522	4		8:03.551	6:27.579	50.842	45.130	151.6	16:23:27.637
5		1:57.096	33.146	45.807	38.143	240.5	16:22:00.618	5		1:55.561	32.691	45.108	37.762	241.0	16:25:23.198
6		1:57.560	33.090	46.108	38.362	241.6	16:23:58.178	6		1:55.818	32.545	45.369	37.904	244.3	16:27:19.016
7		1:58.251	33.388	45.920	38.943	241.6	16:25:56.429	7		2:05.237	P 32.730	45.366	47.141	243.2	16:29:24.253
8		2:34.164	P 37.460	56.590	1:00.114	212.1	16:28:30.593	8		4:28.811	2:53.451	50.273	45.087	161.4	16:33:53.064
9		3:39.567	2:12.929	47.682	38.956	166.6	16:32:10.160	9		1:55.927	32.670	45.176	38.081	243.7	16:35:48.991
10		1:58.955	33.594	46.648	38.713	240.5	16:34:09.115	10		2:07.767	P 32.816	45.982	48.969	244.3	16:37:56.758
11		1:59.110	33.540	46.456	39.114	242.1	16:36:08.225								
12		2:20.832	P 36.968	47.102	56.762	241.6	16:38:29.057								

555

Norbert Michelisz

Hyundai i30 N TCR

M1RA

116

Ashley Sutton

Volkswagen Golf GTI TCR

WestCoast Racing

Lap	D	Time	Sector 1	Sector 2	Sector 3	T. Spd	Elapsed	Lap	D	Time	Sector 1	Sector 2	Sector 3	T. Spd	Elapsed
1		16:09:54.767	16:08:24.551	51.276	38.940	133.9	16:09:54.767	1		16:09:32.157	P 16:07:54.880	47.901	49.376	143.0	16:09:32.157
2		1:56.254	32.920	45.021	38.313	237.3	16:11:51.021	2		4:55.245	P 3:12.714	46.653	55.878	158.5	16:14:27.402
3		2:12.072	P 32.633	44.859	54.580	242.6	16:14:03.093	3		5:16.143	3:51.284	46.392	38.467	169.8	16:19:43.545
4		6:30.721	5:03.827	48.217	38.677	166.1	16:20:33.814	4		1:55.403	32.999	44.902	37.502	235.2	16:21:38.948
5		1:55.277	32.459	45.001	37.817	241.6	16:22:29.091	5		1:55.379	32.682	45.005	37.692	237.3	16:23:34.327
6		1:55.472	32.791	44.978	37.703	241.6	16:24:24.563	6		1:55.087	32.624	44.936	37.527	240.5	16:25:29.414
7		2:07.228	P 32.881	47.676	46.671	242.6	16:26:31.791	7		2:07.130	P 33.338	47.139	46.653	240.0	16:27:36.544
8		4:59.975	3:32.824	47.803	39.348	164.8	16:31:31.766	8		6:18.308	4:50.502	48.055	39.751	162.8	16:33:54.852
9		1:55.278	32.831	45.051	37.396	241.6	16:33:27.044	9		1:55.456	32.752	45.073	37.631	240.5	16:35:50.308
10		2:10.093	P 33.019	48.470	48.604	244.8	16:35:37.137	10		1:59.351	32.954	45.174	41.223	242.1	16:37:49.659
11		2:55.674	P 1:06.519	49.724	59.431	164.8	16:38:32.811	11		2:19.447	P 32.654	50.134	56.659	240.5	16:40:09.106

909

Mike Halder

Honda Civic Type R FK7 TCR

Hell Energy Racing with KCMG

126

Jessica Bäckman

Volkswagen Golf GTI TCR

WestCoast Racing

Lap	D	Time	Sector 1	Sector 2	Sector 3	T. Spd	Elapsed	Lap	D	Time	Sector 1	Sector 2	Sector 3	T. Spd	Elapsed
1		16:10:06.421	P 16:08:24.992	52.172	49.257	130.1	16:10:06.421	1		16:09:22.687	16:07:52.967	48.396	41.324	145.1	16:09:22.687
2		4:16.827	P 2:32.941	49.591	54.295	113.2	16:14:23.248	2		1:55.309	32.817	45.168	37.324	239.4	16:11:17.996
3		5:35.559	4:09.811	47.574	38.174	164.8	16:19:58.807	3		1:55.861	33.142	45.269	37.450	241.6	16:13:13.857
4		1:56.538	32.994	45.460	38.084	238.9	16:21:55.345	4		2:32.255	P 39.514	56.163	56.578	166.9	16:15:46.112
5		1:56.408	32.926	45.568	37.914	238.4	16:23:51.753								
6		1:57.174	33.097	45.436	38.641	242.1	16:25:48.927								
7		2:05.139	P 34.297	45.747	45.095	203.0	16:27:54.066								
8		3:02.230	P 1:28.570	45.904	47.756	160.0	16:30:56.296								
9		3:23.067	1:58.429	46.199	38.439	119.6	16:34:19.363								
10		1:55.751	32.806	45.249	37.696	240.0	16:36:15.114								
11		1:56.098	32.614	45.166	38.318	243.2	16:38:11.212								
12		2:26.756	P 35.814	51.875	59.067	207.2	16:40:37.968								

999

Dániel Nagy

Hyundai i30 N TCR

M1RA

Lap	D	Time	Sector 1	Sector 2	Sector 3	T. Spd	Elapsed	Lap	D	Time	Sector 1	Sector 2	Sector 3	T. Spd	Elapsed
1		16:09:33.227	P 16:07:55.334	48.374	49.519	161.9	16:09:33.227	1		16:09:33.227	P 16:07:55.334	48.374	49.519	161.9	16:09:33.227
2		4:56.027	P 3:12.373	47.101	56.553	164.1	16:14:29.254	2		4:56.027	P 3:12.373	47.101	56.553	164.1	16:14:29.254
3		5:15.835	3:51.317	45.496	39.022	170.0	16:19:45.089	3		5:15.835	3:51.317	45.496	39.022	170.0	16:19:45.089
4		1:55.794	32.942	45.245	37.607	237.8	16:21:40.883	4		1:55.794	32.942	45.245	37.607	237.8	16:21:40.883
5		1:55.816	32.890	45.240	37.686	238.9	16:23:36.699	5		1:55.816	32.890	45.240	37.686	238.9	16:23:36.699
6		2:22.004	P 50.806	46.532	44.666	240.0	16:25:58.703	6		2:22.004	P 50.806	46.532	44.666	240.0	16:25:58.703
7		6:27.210	4:58.292	47.070	41.848	161.1	16:32:25.913	7		6:27.210	4:58.292	47.070	41.848	161.1	16:32:25.913
8		1:55.320	32.832	45.030	37.458	236.3	16:34:21.233	8		1:55.320	32.832	45.030	37.458	236.3	16:34:21.233
9		1:55.715	32.833	45.124	37.758	240.0	16:36:16.948	9		1:55.715	32.833	45.124	37.758	240.0	16:36:16.948
10		2:13.552	P 32.910	45.112	55.530	241.0	16:38:30.500	10		2:13.552	P 32.910	45.112	55.530	241.0	16:38:30.500





Circuit de Barcelona

TCR Europe

Free Practice - 2

Best Sectors Results



Sector - 1			Sector - 2			Sector - 3			Ideal Lap vs Best Lap						
Clas	Nº	Driver	Time	Nº	Driver	Time	Nº	Driver	Time	Clas	Nº	Driver	Ideal Lap	Best Lap	Clas
1	25	Mikel Azcona	32.394	9	Attila Tassi	44.503	9	Attila Tassi	37.198	1	9	Attila Tassi	1:54.137	1:54.273	1
2	9	Attila Tassi	32.436	4	Julien Briché	44.598	99	Josh Files	37.210	2	4	Julien Briché	1:54.430	1:54.434	2
3	69	Jean-Karl Vernay	32.437	94	Kris Richard	44.611	62	Dušan Borkovic	37.234	3	25	Mikel Azcona	1:54.489	1:54.867	7
4	62	Dušan Borkovic	32.444	25	Mikel Azcona	44.678	4	Julien Briché	37.277	4	94	Kris Richard	1:54.551	1:54.551	3
5	11	Ashley Sutton	32.459	69	Jean-Karl Vernay	44.759	909	Mike Halder	37.324	5	62	Dušan Borkovic	1:54.584	1:54.742	5
6	88	Maxime Potty	32.496	116	Ashley Sutton	44.859	116	Ashley Sutton	37.396	6	69	Jean-Karl Vernay	1:54.623	1:54.623	4
7	99	Josh Files	32.523	555	Norbert Michelisz	44.902	94	Kris Richard	37.407	7	99	Josh Files	1:54.686	1:54.795	6
8	94	Kris Richard	32.533	62	Dušan Borkovic	44.906	25	Mikel Azcona	37.417	8	116	Ashley Sutton	1:54.714	1:55.277	10
9	22	Nathanaël Berthon	32.545	88	Maxime Potty	44.915	69	Jean-Karl Vernay	37.427	9	88	Maxime Potty	1:54.944	1:54.964	8
10	4	Julien Briché	32.555	99	Josh Files	44.953	999	Dániel Nagy	37.458	10	555	Norbert Michelisz	1:55.028	1:55.087	9
11	12	Jessica Bäckman	32.614	32	Oliver Taylor	44.978	19	Andreas Bäckman	37.486	11	19	Andreas Bäckman	1:55.154	1:55.319	13
12	55	Norbert Michelisz	32.624	8	Reece Barr	44.979	555	Norbert Michelisz	37.502	12	8	Reece Barr	1:55.274	1:55.294	11
13	19	Andreas Bäckman	32.661	19	Andreas Bäckman	45.007	88	Maxime Potty	37.533	13	909	Mike Halder	1:55.309	1:55.309	12
14	32	Oliver Taylor	32.679	999	Dániel Nagy	45.030	5	Klim Gavrilov	37.599	14	999	Dániel Nagy	1:55.320	1:55.320	14
15	8	Reece Barr	32.684	15	Peter Terting	45.031	15	Peter Terting	37.602	15	15	Peter Terting	1:55.398	1:55.799	19
16	27	Enrique Hernando	32.711	23	Francisco Abreu	45.084	8	Reece Barr	37.611	16	223	Nathanaël Berthon	1:55.415	1:55.561	16
17	22	Petr Fulín	32.713	223	Nathanaël Berthon	45.108	10	Viktor Davidovski	37.626	17	32	Oliver Taylor	1:55.418	1:55.418	15
18	23	Francisco Abreu	32.750	126	Jessica Bäckman	45.166	126	Jessica Bäckman	37.696	18	126	Jessica Bäckman	1:55.476	1:55.751	18
19	15	Peter Terting	32.765	5	Klim Gavrilov	45.166	34	Stian Paulsen	37.743	19	5	Klim Gavrilov	1:55.533	1:55.600	17
20	5	Klim Gavrilov	32.768	909	Mike Halder	45.168	32	Oliver Taylor	37.761	20	10	Viktor Davidovski	1:55.803	1:55.803	20
21	11	Jens Reno Møller	32.805	34	Stian Paulsen	45.247	223	Nathanaël Berthon	37.762	21	34	Stian Paulsen	1:55.827	1:56.001	22
22	90	Mike Halder	32.817	10	Viktor Davidovski	45.329	38	Danny Kroes	37.837	22	23	Francisco Abreu	1:55.849	1:56.049	23
23	99	Dániel Nagy	32.832	22	Petr Fulín	45.342	22	Petr Fulín	37.851	23	22	Petr Fulín	1:55.906	1:55.981	21
24	34	Stian Paulsen	32.837	11	Jens Reno Møller	45.418	27	Enrique Hernando	37.857	24	38	Danny Kroes	1:56.129	1:56.274	25
25	10	Viktor Davidovski	32.848	38	Danny Kroes	45.423	11	Jens Reno Møller	37.951	25	11	Jens Reno Møller	1:56.174	1:56.174	24
26	38	Danny Kroes	32.869	42	Stefano Comini	45.613	42	Stefano Comini	37.966	26	27	Enrique Hernando	1:56.222	1:57.910	31
27	42	Stefano Comini	32.935	35	M. Sathienthirakul	45.649	23	Francisco Abreu	38.015	27	42	Stefano Comini	1:56.514	1:56.514	26
28	35	M. Sathienthirakul	33.077	27	Enrique Hernando	45.654	28	Jean-Laurent Navarr	38.042	28	35	M. Sathienthirakul	1:56.850	1:57.422	28
29	17	Martin Ryba	33.078	111	Nikola Miljković	45.807	21	Marie Baus-Coppen	38.069	29	111	Nikola Miljković	1:57.040	1:57.096	27
30	11	Nikola Miljković	33.090	17	Martin Ryba	45.947	35	M. Sathienthirakul	38.124	30	17	Martin Ryba	1:57.219	1:58.086	32
31	28	Jean-Laurent Navarr	33.381	21	Marie Baus-Coppen	46.078	111	Nikola Miljković	38.143	31	28	Jean-Laurent Navarr	1:57.600	1:57.851	30
32	21	Marie Baus-Coppen	33.482	28	Jean-Laurent Navarr	46.177	17	Martin Ryba	38.194	32	21	Marie Baus-Coppen	1:57.629	1:57.643	29





Circuit de Barcelona

TCR Europe

Free Practice - 2

Best 5 Lap Times



Cls	Nº	Driver	Nat	Team	Nat	Vehicle	Best 1		Best 2		Best 3		Best 4		Best 5	
							Time	Lap	Time	Lap	Time	Lap	Time	Lap	Time	Lap
1	9	Attila Tassi	HUN	Hell Energy Racing with KCMG	HUN	Honda Civic Type R FK7 TCR	1:54.273	2	1:54.809	5	1:55.287	8	2:00.593	3	2:01.303	9
2	4	Julien Briché	FRA	JSB Compétition	FRA	Peugeot 308 TCR	1:54.434	5	1:55.017	11	1:55.043	8	1:55.070	7	1:55.645	2
3	94	Kris Richard	SUI	Target Competition	SUI	Hyundai i30 N TCR	1:54.551	6	1:55.020	9	1:55.045	8	1:55.102	7	1:55.230	13
4	69	Jean-Karl Vernay	FRA	Leopard Lukoil Team	FRA	Audi RS3 LMS TCR	1:54.623	8	1:55.479	4	1:57.161	5	2:01.004	9	2:03.740	2
5	62	Dušan Borkovic	SRB	Target Competition	SRB	Hyundai i30 N TCR	1:54.742	6	1:54.929	7	1:54.985	12	1:55.126	8	1:55.764	3
6	99	Josh Files	GBR	Hell Energy Racing with KCMG	GBR	Honda Civic Type R FK7 TCR	1:54.795	6	1:55.346	7	1:55.545	2	1:55.597	3	1:55.876	12
7	25	Mikel Azcona	ESP	PCR Sport	ESP	Cupra TCR	1:54.867	9	1:55.384	2	1:55.527	6	2:01.999	7	2:15.988	10
8	88	Maxime Potty	BEL	Comtoy Racing	BEL	Volkswagen Golf GTI TCR	1:54.964	9	1:55.349	10	2:00.832	7	2:06.185	11	2:15.155	2
9	555	Norbert Michelisz	HUN	M1RA	HUN	Hyundai i30 N TCR	1:55.087	6	1:55.379	5	1:55.403	4	1:55.456	9	1:59.351	10
10	116	Ashley Sutton	GBR	WestCoast Racing	GBR	Volkswagen Golf GTI TCR	1:55.277	5	1:55.278	9	1:55.472	6	1:56.254	2	2:07.228	7
11	8	Reece Barr	IRE	Target Competition	IRE	Hyundai i30 N TCR	1:55.294	6	1:55.520	7	1:55.906	8	1:56.046	3	1:57.778	9
12	909	Mike Halder	GER	Hell Energy Racing with KCMG	GER	Honda Civic Type R FK7 TCR	1:55.309	2	1:55.861	3						
13	19	Andreas Bäckman	SW	WestCoast Racing	SW	Volkswagen Golf GTI TCR	1:55.319	9	1:55.801	5	1:56.594	6	1:57.909	2	2:03.844	7
14	999	Dániel Nagy	HUN	M1RA	HUN	Hyundai i30 N TCR	1:55.320	8	1:55.715	9	1:55.794	4	1:55.816	5	2:13.552	10
15	32	Oliver Taylor	GBR	Pyro Motorsport	GBR	Honda Civic Type R FK7 TCR	1:55.418	5	1:56.332	6	1:56.599	9	2:02.706	8	2:03.867	10
16	223	Nathanaël Berthon	FRA	Comtoy Racing	FRA	Audi RS3 LMS TCR	1:55.561	5	1:55.818	6	1:55.927	9	2:05.237	7	2:07.767	10
17	5	Klim Gavrilov	RUS	LTA Rally	RUS	Volkswagen Golf GTI TCR	1:55.600	10	1:56.623	6	1:56.762	5	1:57.185	2	1:57.585	12
18	126	Jessica Bäckman	SW	WestCoast Racing	SW	Volkswagen Golf GTI TCR	1:55.751	10	1:56.098	11	1:56.408	5	1:56.538	4	1:57.174	6
19	15	Peter Terting	GER	Target Competition	GER	Hyundai i30 N TCR	1:55.799	8	1:55.808	9	1:55.926	6	1:56.102	12	1:56.207	2
20	10	Viktor Davidovski	MKD	PSS Racing Team	MKD	Honda Civic Type R FK7 TCR	1:55.803	5	1:56.303	10	1:56.745	6	1:56.763	12	1:56.972	13
21	22	Petr Fulín	CZE	Fulin Race Academy	CZE	Cupra TCR	1:55.981	10	1:56.494	6	1:56.662	5	1:56.905	12	1:56.926	2
22	34	Stian Paulsen	NOR	Stian Paulsen Racing	NOR	Cupra TCR	1:56.001	7	1:56.669	2	2:12.897	5	2:15.226	8	7:04.762	4
23	23	Francisco Abreu	POR	Sports & You	POR	Peugeot 308 TCR	1:56.049	8	1:56.302	9	1:56.461	5	1:56.932	10	1:57.782	12
24	11	Jens Reno Møller	DEN	Reno Racing	DEN	Honda Civic Type R FK7 TCR	1:56.174	10	1:56.671	5	1:56.714	6	2:02.410	7	2:08.240	11
25	38	Danny Kroes	NED	PCR Sport	NED	Cupra TCR	1:56.274	9	1:56.415	10	1:56.543	5	1:56.804	6	1:56.985	2
26	42	Stefano Comini	SUI	Autodis Racing by THX	SUI	Honda Civic Type R FK7 TCR	1:56.514	10	1:56.950	11	1:57.739	7	1:58.838	2	2:01.485	8
27	111	Nikola Miljković	SRB	LEIN Racing	SRB	Cupra TCR	1:57.096	5	1:57.560	6	1:58.251	7	1:58.955	10	1:59.110	11
28	35	M. Sathienthirakul	THA	Monlau Competición	THA	Cupra TCR	1:57.422	11	1:57.704	5	1:58.165	8	2:00.691	2	2:07.720	6
29	21	Marie	FRA	JSB Compétition	FRA	Cupra TCR DSG	1:57.643	6	1:58.131	5	1:58.491	8	1:59.126	2	2:00.124	7
30	28	Jean-Laurent	FRA	MN Développement	FRA	Volkswagen Golf GTI TCR	1:57.851	9	1:58.127	7	1:58.468	2	1:58.689	8	2:06.237	5
31	27	Enrique Hernando	ESP	Sports & You	ESP	Peugeot 308 TCR	1:57.910	5	1:58.913	6	1:59.175	9	2:00.003	10	2:05.529	7
32	17	Martin Ryba	SVK	Brutal Fish Racing Team	SVK	Volkswagen Golf GTI TCR	1:58.086	8	1:58.507	10	1:59.075	9	2:00.099	7	2:01.813	2





Circuit de Barcelona

TCR Europe

Free Practice - 2

Best 5 Top Speeds



Cls	Nº	Driver	Nat	Team	Nat	Vehicle	Top 1		Top 2		Top 3		Top 4		Top 5		Avg
							Km/h	Lap	Km/h	Lap	Km/h	Lap	Km/h	Lap	Km/h	Lap	
1	25	Mikel Azcona	ESP	PCR Sport	ESP	Cupra TCR	246.5	7	246.5	10	244.8	9	244.3	3	243.2	2	245.1
2	23	Francisco Abreu	POR	Sports & You	POR	Peugeot 308 TCR	245.4	6	244.3	12	244.3	13	243.7	2	243.7	5	244.3
3	69	Jean-Karl Vernay	FRA	Leopard Lukoil Team	FRA	Audi RS3 LMS TCR	245.4	9	244.3	5	244.3	10	243.7	6	242.6	2	244.1
4	116	Ashley Sutton	GBR	WestCoast Racing	GBR	Volkswagen Golf GTI TCR	244.8	10	242.6	3	242.6	7	241.6	5	241.6	6	242.7
5	22	Petr Fulín	CZE	Fulin Race Academy	CZE	Cupra TCR	244.3	11	243.7	12	242.6	7	242.1	8	242.1	13	243.0
6	27	Enrique Hernando	ESP	Sports & You	ESP	Peugeot 308 TCR	244.3	11	243.2	9	243.2	10	242.6	6	242.1	3	243.1
7	34	Stian Paulsen	NOR	Stian Paulsen Racing	NOR	Cupra TCR	244.3	2	243.7	5	243.2	8	241.6	3	240.5	7	242.7
8	88	Maxime Potty	BEL	Comtoy Racing	BEL	Volkswagen Golf GTI TCR	244.3	11	240.5	10	239.4	7	239.4	9	219.5	5	236.6
9	223	Nathanaël Berthon	FRA	Comtoy Racing	FRA	Audi RS3 LMS TCR	244.3	6	244.3	10	243.7	9	243.2	7	241.0	5	243.3
10	4	Julien Briché	FRA	JSB Compétition	FRA	Peugeot 308 TCR	243.7	3	243.7	9	243.2	2	242.1	8	242.1	11	243.0
11	38	Danny Kroes	NED	PCR Sport	NED	Cupra TCR	243.7	5	243.7	7	243.7	11	243.2	6	243.2	12	243.5
12	10	Viktor Davidovski	MKD	PSS Racing Team	MKD	Honda Civic Type R FK7 TCR	243.2	6	243.2	7	242.6	8	241.6	10	240.5	5	242.2
13	11	Jens Reno Møller	DEN	Reno Racing	DEN	Honda Civic Type R FK7 TCR	243.2	7	242.1	6	241.6	5	240.0	11	239.4	10	241.2
14	19	Andreas Bäckman	SW	WestCoast Racing	SW	Volkswagen Golf GTI TCR	243.2	6	242.6	7	241.6	11	241.0	9	240.5	3	241.8
15	21	Marie	FRA	JSB Compétition	FRA	Cupra TCR DSG	243.2	12	242.1	11	240.5	2	240.5	3	240.0	6	241.2
16	32	Oliver Taylor	GBR	Pyro Motorsport	GBR	Honda Civic Type R FK7 TCR	243.2	10	240.5	6	238.9	5	238.9	7	238.9	8	240.1
17	126	Jessica Bäckman	SW	WestCoast Racing	SW	Volkswagen Golf GTI TCR	243.2	11	242.1	6	240.0	10	238.9	4	238.4	5	240.5
18	28	Jean-Laurent	FRA	MN Développement	FRA	Volkswagen Golf GTI TCR	242.6	10	240.0	8	239.4	9	237.3	3	236.3	5	239.1
19	35	M. Sathienthirakul	THA	Monlau Competición	THA	Cupra TCR	242.6	11	241.6	3	241.6	5	241.0	8	240.5	6	241.5
20	99	Josh Files	GBR	Hell Energy Racing with KCMG	GBR	Honda Civic Type R FK7 TCR	242.1	8	242.1	13	241.0	11	240.5	6	240.5	7	241.2
21	111	Nikola Miljković	SRB	LEIN Racing	SRB	Cupra TCR	242.1	11	241.6	6	241.6	7	241.6	12	240.5	5	241.5
22	555	Norbert Michelisz	HUN	M1RA	HUN	Hyundai i30 N TCR	242.1	10	240.5	6	240.5	9	240.5	11	240.0	7	240.7
23	9	Attila Tassi	HUN	Hell Energy Racing with KCMG	HUN	Honda Civic Type R FK7 TCR	241.6	3	241.6	9	240.0	2	240.0	5	240.0	6	240.6
24	15	Peter Terting	GER	Target Competition	GER	Hyundai i30 N TCR	241.6	12	239.4	2	238.9	7	237.8	10	237.8	13	239.1
25	909	Mike Halder	GER	Hell Energy Racing with KCMG	GER	Honda Civic Type R FK7 TCR	241.6	3	239.4	2	166.9	4	145.1	1			198.2
26	5	Klim Gavrilov	RUS	LTA Rally	RUS	Volkswagen Golf GTI TCR	241.0	11	241.0	12	240.5	2	240.5	7	240.0	3	240.6
27	62	Dušan Borkovic	SRB	Target Competition	SRB	Hyundai i30 N TCR	241.0	13	239.4	10	239.4	12	238.4	6	237.8	7	239.2
28	999	Dániel Nagy	HUN	M1RA	HUN	Hyundai i30 N TCR	241.0	10	240.0	6	240.0	9	238.9	5	237.8	4	239.5
29	8	Reece Barr	IRE	Target Competition	IRE	Hyundai i30 N TCR	240.5	9	240.0	7	239.4	3	239.4	8	238.9	2	239.6
30	17	Martin Ryba	SVK	Brutal Fish Racing Team	SVK	Volkswagen Golf GTI TCR	240.5	5	240.0	3	239.4	8	238.9	9	238.9	10	239.5
31	42	Stefano Comini	SUI	Autodis Racing by THX	SUI	Honda Civic Type R FK7 TCR	239.4	5	239.4	7	238.9	2	238.4	12	237.3	3	238.7
32	94	Kris Richard	SUI	Target Competition	SUI	Hyundai i30 N TCR	238.9	2	238.9	3	238.9	9	238.9	13	238.4	6	238.8





Circuit de Barcelona
 TCR Europe
 Free Practice - 2
 Fastest Laps Sequence



Lap	Time of Day	Session Time	Nº	Driver	Nat	Team	Nat	Vehicle	Time	Km/h
2	16:11:08.442	4:08.442	62	Dušan Borkovic	SRB	Target Competition	SRB	Hyundai i30 N TCR	1:56.001	144.4
2	16:11:10.053	4:10.053	99	Josh Files	GBR	Hell Energy Racing with KCMG	GBR	Honda Civic Type R FK7 TCR	1:55.545	145.0
2	16:11:10.593	4:10.593	94	Kris Richard	SUI	Target Competition	SUI	Hyundai i30 N TCR	1:55.539	145.0
2	16:11:11.906	4:11.906	9	Attila Tassi	HUN	Hell Energy Racing with KCMG	HUN	Honda Civic Type R FK7 TCR	1:54.273	146.6





Circuit de Barcelona

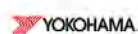
TCR Europe

Free Practice - 2

Event Best Maximum Speed



Nº	Driver	Nat	Team	Nat	Vehicle	Km/h	Session
69	Jean-Karl Vernay	FRA	Leopard Lukoil Team	FRA	Audi RS3 LMS TCR	247.7	Free Practice - 1
25	Mikel Azcona	ESP	PCR Sport	ESP	Cupra TCR	247.1	Free Practice - 1
23	Francisco Abreu	POR	Sports & You	POR	Peugeot 308 TCR	246.5	Free Practice - 1
27	Enrique Hernand	ESP	Sports & You	ESP	Peugeot 308 TCR	246.0	Free Practice - 1
62	Dušan Borkovic	SRB	Target Competition	SRB	Hyundai i30 N TCR	246.0	Free Practice - 1
34	Stian Paulsen	NOR	Stian Paulsen Racing	NOR	Cupra TCR	245.4	Free Practice - 1
223	Nathanaël Bertho	FRA	Comtoyou Racing	FRA	Audi RS3 LMS TCR	245.4	Free Practice - 1
4	Julien Briché	FRA	JSB Compétition	FRA	Peugeot 308 TCR	244.8	Free Practice - 1
116	Ashley Sutton	GBR	WestCoast Racing	GBR	Volkswagen Golf GTI TCR	244.8	Free Practice - 2
38	Danny Kroes	NED	PCR Sport	NED	Cupra TCR	244.3	Free Practice - 1
22	Petr Fulín	CZE	Fulin Race Academy	CZE	Cupra TCR	244.3	Free Practice - 2
88	Maxime Potty	BEL	Comtoyou Racing	BEL	Volkswagen Golf GTI TCR	244.3	Free Practice - 2
17	Martin Ryba	SVK	Brutal Fish Racing Team	SVK	Volkswagen Golf GTI TCR	243.7	Free Practice - 1
10	Viktor Davidovski	MKD	PSS Racing Team	MKD	Honda Civic Type R FK7 TCR	243.2	Free Practice - 1
21	Marie Baus-Cop	FRA	JSB Compétition	FRA	Cupra TCR DSG	243.2	Free Practice - 1
19	Andreas Bäckma	SWE	WestCoast Racing	SWE	Volkswagen Golf GTI TCR	243.2	Free Practice - 2
11	Jens Reno Møller	DEN	Reno Racing	DEN	Honda Civic Type R FK7 TCR	243.2	Free Practice - 2
32	Oliver Taylor	GBR	Pyro Motorsport	GBR	Honda Civic Type R FK7 TCR	243.2	Free Practice - 2
126	Jessica Bäckman	SWE	WestCoast Racing	SWE	Volkswagen Golf GTI TCR	243.2	Free Practice - 2
99	Josh Files	GBR	Hell Energy Racing with KCMG	GBR	Honda Civic Type R FK7 TCR	242.6	Free Practice - 1
909	Mike Halder	GER	Hell Energy Racing with KCMG	GER	Honda Civic Type R FK7 TCR	242.6	Free Practice - 1
35	M. Sathienthirakul	THA	Monlau Competición	THA	Cupra TCR	242.6	Free Practice - 1
28	Jean-Laurent Nav	FRA	MN Développement	FRA	Volkswagen Golf GTI TCR	242.6	Free Practice - 2
8	Reece Barr	IRE	Target Competition	IRE	Hyundai i30 N TCR	242.1	Free Practice - 1
5	Klim Gavrilov	RUS	LTA Rally	RUS	Volkswagen Golf GTI TCR	242.1	Free Practice - 1
111	Nikola Miljković	SRB	LEIN Racing	SRB	Cupra TCR	242.1	Free Practice - 2
555	Norbert Michelisz	HUN	M1RA	HUN	Hyundai i30 N TCR	242.1	Free Practice - 2
9	Attila Tassi	HUN	Hell Energy Racing with KCMG	HUN	Honda Civic Type R FK7 TCR	241.6	Free Practice - 2
15	Peter Terting	GER	Target Competition	GER	Hyundai i30 N TCR	241.6	Free Practice - 2
94	Kris Richard	SUI	Target Competition	SUI	Hyundai i30 N TCR	241.0	Free Practice - 1
999	Dániel Nagy	HUN	M1RA	HUN	Hyundai i30 N TCR	241.0	Free Practice - 2
42	Stefano Comini	SUI	Autodis Racing by THX	SUI	Honda Civic Type R FK7 TCR	239.4	Free Practice - 2





Circuit de Barcelona

TCR Europe

Free Practice - 2

Pit Stop Analysis



4 Julien Briché Peugeot JSB Compétition

Peugeot 308 TCR

Nr.	In Day Time	In Time	Out Time	Pit Time	T. Pit Time	Handicap	Penalty
1	16:13:37.975	16:13:37.975	16:18:46.429	5:08.454	5:08.454		
2	16:30:51.738	16:30:51.738	16:32:54.658	2:02.920	7:11.374		

5 Klim Gavrilov Volkswagen LTA Rally

Volkswagen Golf GTI TCR

Nr.	In Day Time	In Time	Out Time	Pit Time	T. Pit Time	Handicap	Penalty
1	16:14:08.956	16:14:08.956	16:18:02.231	3:53.275	3:53.275		
2	16:26:08.111	16:26:08.111	16:28:10.870	2:02.759	5:56.034		

8 Reece Barr Hyundai Target Competition

Hyundai i30 N TCR

Nr.	In Day Time	In Time	Out Time	Pit Time	T. Pit Time	Handicap	Penalty
1	16:15:39.664	16:15:39.664	16:19:41.695	4:02.031	4:02.031		
2	16:31:43.543	16:31:43.543	16:33:54.294	2:10.751	6:12.782		

9 Attila Tassi Honda Hell Energy Racing with KCMG

Honda Civic Type R FK7 TCR

Nr.	In Day Time	In Time	Out Time	Pit Time	T. Pit Time	Handicap	Penalty
1	16:13:10.084	16:13:10.084	16:18:22.015	5:11.931	5:11.931		
2	16:24:20.406	16:24:20.406	16:27:19.538	2:59.132	8:11.063		
3	16:33:47.649	16:33:47.649	16:35:13.267	1:25.618	9:36.681		

10 Viktor Davidovski Honda PSS Racing Team

Honda Civic Type R FK7 TCR

Nr.	In Day Time	In Time	Out Time	Pit Time	T. Pit Time	Handicap	Penalty
1	16:14:02.089	16:14:02.089	16:17:49.562	3:47.473	3:47.473		

11 Jens Reno Møller Honda Reno Racing

Honda Civic Type R FK7 TCR

Nr.	In Day Time	In Time	Out Time	Pit Time	T. Pit Time	Handicap	Penalty
1	16:09:36.843	16:09:36.843	16:10:02.961	26.118	26.118		
2	16:14:33.497	16:14:33.497	16:17:47.731	3:14.234	3:40.352		
3	16:25:40.713	16:25:40.713	16:28:12.362	2:31.649	6:12.001		
4	16:30:17.432	16:30:17.432	16:31:42.636	1:25.204	7:37.205		

15 Peter Terting Hyundai Target Competition

Hyundai i30 N TCR

Nr.	In Day Time	In Time	Out Time	Pit Time	T. Pit Time	Handicap	Penalty
1	16:15:36.767	16:15:36.767	16:18:54.017	3:17.250	3:17.250		
2	16:31:07.786	16:31:07.786	16:33:44.139	2:36.353	5:53.603		

17 Martin Ryba Volkswagen Brutal Fish Racing Team

Volkswagen Golf GTI TCR

Nr.	In Day Time	In Time	Out Time	Pit Time	T. Pit Time	Handicap	Penalty
1	16:18:39.464	16:18:39.464	16:21:02.765	2:23.301	2:23.301		
2	16:25:21.344	16:25:21.344	16:27:51.838	2:30.494	4:53.795		

19 Andreas Bäckman Volkswagen WestCoast Racing

Volkswagen Golf GTI TCR

Nr.	In Day Time	In Time	Out Time	Pit Time	T. Pit Time	Handicap	Penalty
1	16:14:50.315	16:14:50.315	16:18:40.447	3:50.132	3:50.132		

2 16:27:27.647 16:27:27.647 16:30:17.827 2:50.180 6:40.312

21 Marie Baus-Coppens Cupra JSB Compétition

Cupra TCR DSG

Nr.	In Day Time	In Time	Out Time	Pit Time	T. Pit Time	Handicap	Penalty
1	16:13:45.605	16:13:45.605	16:18:20.406	4:34.801	4:34.801		
2	16:30:47.794	16:30:47.794	16:31:43.720	55.926	5:30.727		

22 Petr Fulín Cupra Fulin Race Academy

Cupra TCR

Nr.	In Day Time	In Time	Out Time	Pit Time	T. Pit Time	Handicap	Penalty
1	16:13:56.710	16:13:56.710	16:17:56.268	3:59.558	3:59.558		
2	16:28:10.259	16:28:10.259	16:30:12.473	2:02.214	6:01.772		

23 Francisco Abreu Peugeot Sports & You

Peugeot 308 TCR

Nr.	In Day Time	In Time	Out Time	Pit Time	T. Pit Time	Handicap	Penalty
1	16:13:49.595	16:13:49.595	16:17:52.933	4:03.338	4:03.338		
2	16:23:49.727	16:23:49.727	16:25:22.973	1:33.246	5:36.584		

25 Mikel Azcona Cupra PCR Sport

Cupra TCR

Nr.	In Day Time	In Time	Out Time	Pit Time	T. Pit Time	Handicap	Penalty
1	16:15:44.385	16:15:44.385	16:21:38.951	5:54.566	5:54.566		
2	16:27:43.592	16:27:43.592	16:30:04.262	2:20.670	8:15.236		

27 Enrique Hernando Peugeot Sports & You

Peugeot 308 TCR

Nr.	In Day Time	In Time	Out Time	Pit Time	T. Pit Time	Handicap	Penalty
1	16:10:23.486	16:10:23.486	16:10:50.923	27.437	27.437		

28 Jean-Laurent Navarro Volkswagen MN Développement

Volkswagen Golf GTI TCR

Nr.	In Day Time	In Time	Out Time	Pit Time	T. Pit Time	Handicap	Penalty
1	16:14:30.927	16:14:30.927	16:19:00.405	4:29.478	4:29.478		
2	16:23:19.994	16:23:19.994	16:27:37.188	4:17.194	8:46.672		

32 Oliver Taylor Honda Pyro Motorsport

Honda Civic Type R FK7 TCR

Nr.	In Day Time	In Time	Out Time	Pit Time	T. Pit Time	Handicap	Penalty
1	16:11:54.555	16:11:54.555	16:17:59.759	6:05.204	6:05.204		
2	16:20:03.777	16:20:03.777	16:21:33.228	1:29.451	7:34.655		

34 Stian Paulsen Cupra Stian Paulsen Racing

Cupra TCR

Nr.	In Day Time	In Time	Out Time	Pit Time	T. Pit Time	Handicap	Penalty
1	16:13:33.873	16:13:33.873	16:18:17.667	4:43.794	4:43.794		
2	16:22:52.422	16:22:52.422	16:30:11.253	7:18.831	12:02.625		

35 M. Sathienthirakul Cupra Monlau Competición

Cupra TCR

Nr.	In Day Time	In Time	Out Time	Pit Time	T. Pit Time	Handicap	Penalty
1	16:14:19.119	16:14:19.119	16:18:50.858	4:31.739	4:31.739		
2	16:25:04.508	16:25:04.508	16:26:49.598	1:45.090	6:16.829		





Circuit de Barcelona

TCR Europe

Free Practice - 2

Pit Stop Analysis



3	16:32:55.703	16:32:55.703	16:34:15.133	1:19.430	7:36.259		
---	--------------	--------------	--------------	----------	----------	--	--

38	Danny Kroes	Cupra	PCR Sport
			Cupra TCR

Nr.	In Day Time	In Time	Out Time	Pit Time	T. Pit Time	Handicap	Penalty
1	16:13:26.097	16:13:26.097	16:17:42.288	4:16.191	4:16.191		
2	16:25:38.466	16:25:38.466	16:27:31.394	1:52.928	6:09.119		

42	Stefano Comini	Honda	Autodis Racing by THX
			Honda Civic Type R FK7 TCR

Nr.	In Day Time	In Time	Out Time	Pit Time	T. Pit Time	Handicap	Penalty
1	16:13:35.275	16:13:35.275	16:18:08.092	4:32.817	4:32.817		
2	16:22:15.935	16:22:15.935	16:23:41.540	1:25.605	5:58.422		
3	16:29:38.873	16:29:38.873	16:31:05.234	1:26.361	7:24.783		

62	Dušan Borkovic	Hyundai	Target Competition
			Hyundai i30 N TCR

Nr.	In Day Time	In Time	Out Time	Pit Time	T. Pit Time	Handicap	Penalty
1	16:15:31.345	16:15:31.345	16:18:27.983	2:56.638	2:56.638		
2	16:30:39.699	16:30:39.699	16:32:20.388	1:40.689	4:37.327		

69	Jean-Karl Vernay	Audi	Leopard Lukoil Team
			Audi RS3 LMS TCR

Nr.	In Day Time	In Time	Out Time	Pit Time	T. Pit Time	Handicap	Penalty
1	16:11:25.774	16:11:25.774	16:19:48.285	8:22.511	8:22.511		
2	16:27:49.068	16:27:49.068	16:30:24.689	2:35.621	10:58.132		

88	Maxime Potty	Volkswagen	Comtoyou Racing
			Volkswagen Golf GTI TCR

Nr.	In Day Time	In Time	Out Time	Pit Time	T. Pit Time	Handicap	Penalty
1	16:15:21.600	16:15:21.600	16:18:33.165	3:11.565	3:11.565		
2	16:22:57.527	16:22:57.527	16:24:33.424	1:35.897	4:47.462		
3	16:28:30.559	16:28:30.559	16:30:21.559	1:51.000	6:38.462		

94	Kris Richard	Hyundai	Target Competition
			Hyundai i30 N TCR

Nr.	In Day Time	In Time	Out Time	Pit Time	T. Pit Time	Handicap	Penalty
1	16:15:34.152	16:15:34.152	16:18:30.336	2:56.184	2:56.184		
2	16:30:29.227	16:30:29.227	16:32:27.862	1:58.635	4:54.819		

99	Josh Files	Honda	Hell Energy Racing with KCMG
			Honda Civic Type R FK7 TCR

Nr.	In Day Time	In Time	Out Time	Pit Time	T. Pit Time	Handicap	Penalty
1	16:15:32.994	16:15:32.994	16:18:05.317	2:32.323	2:32.323		
2	16:26:10.230	16:26:10.230	16:28:49.797	2:39.567	5:11.890		

116	Ashley Sutton	Volkswagen	WestCoast Racing
			Volkswagen Golf GTI TCR

Nr.	In Day Time	In Time	Out Time	Pit Time	T. Pit Time	Handicap	Penalty
1	16:13:59.246	16:13:59.246	16:18:13.306	4:14.060	4:14.060		
2	16:26:29.321	16:26:29.321	16:29:19.230	2:49.909	7:03.969		
3	16:35:34.815	16:35:34.815	16:35:57.227	22.412	7:26.381		

126	Jessica Bäckman	Volkswagen	WestCoast Racing
			Volkswagen Golf GTI TCR

Nr.	In Day Time	In Time	Out Time	Pit Time	T. Pit Time	Handicap	Penalty
1	16:10:04.080	16:10:04.080	16:12:01.455	1:57.375	1:57.375		
2	16:14:20.783	16:14:20.783	16:17:57.254	3:36.471	5:33.846		
3	16:27:51.604	16:27:51.604	16:28:30.240	38.636	6:12.482		
4	16:30:53.427	16:30:53.427	16:32:17.193	1:23.766	7:36.248		

223	Nathanaël Berthon	Audi	Comtoyou Racing
			Audi RS3 LMS TCR

Nr.	In Day Time	In Time	Out Time	Pit Time	T. Pit Time	Handicap	Penalty
1	16:15:20.531	16:15:20.531	16:21:09.139	5:48.608	5:48.608		
2	16:29:20.962	16:29:20.962	16:31:28.988	2:08.026	7:56.634		

555	Norbert Michelisz	Hyundai	M1RA
			Hyundai i30 N TCR

Nr.	In Day Time	In Time	Out Time	Pit Time	T. Pit Time	Handicap	Penalty
1	16:09:29.712	16:09:29.712	16:12:09.173	2:39.461	2:39.461		
2	16:14:24.705	16:14:24.705	16:17:45.021	3:20.316	5:59.777		
3	16:27:34.056	16:27:34.056	16:31:40.974	4:06.918	10:06.695		

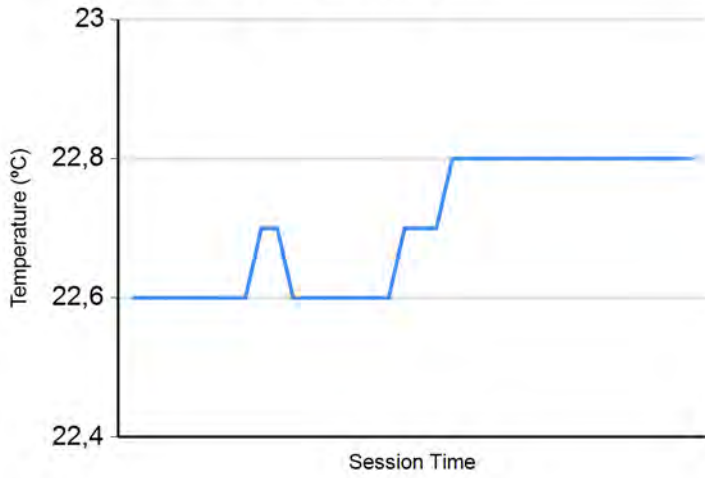
999	Dániel Nagy	Hyundai	M1RA
			Hyundai i30 N TCR

Nr.	In Day Time	In Time	Out Time	Pit Time	T. Pit Time	Handicap	Penalty
1	16:09:30.786	16:09:30.786	16:12:11.055	2:40.269	2:40.269		
2	16:14:26.465	16:14:26.465	16:17:46.641	3:20.176	6:00.445		
3	16:25:56.270	16:25:56.270	16:30:19.889	4:23.619	10:24.064		

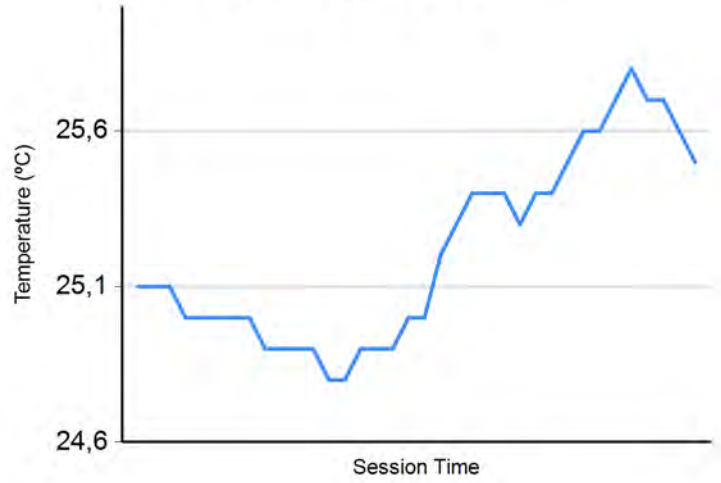




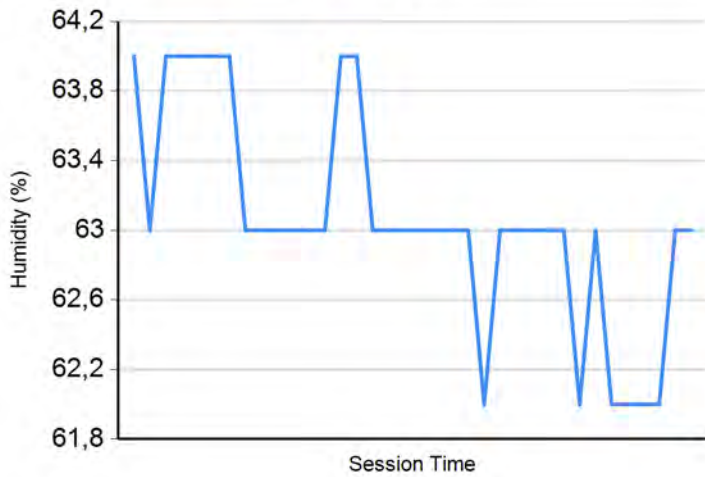
Air Temperature



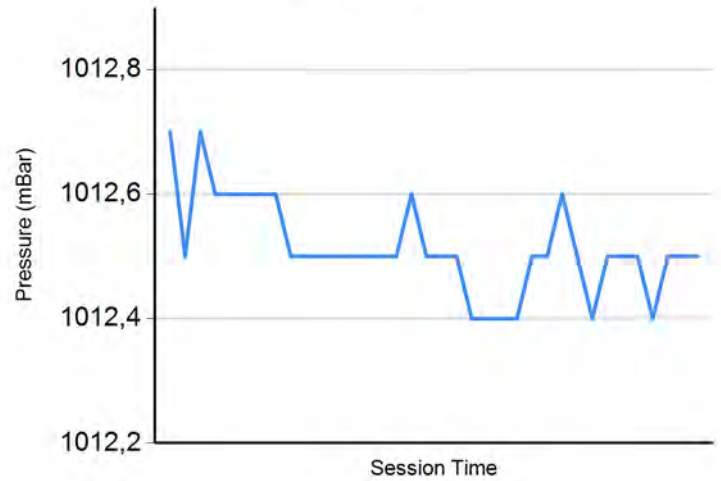
Track Temperature



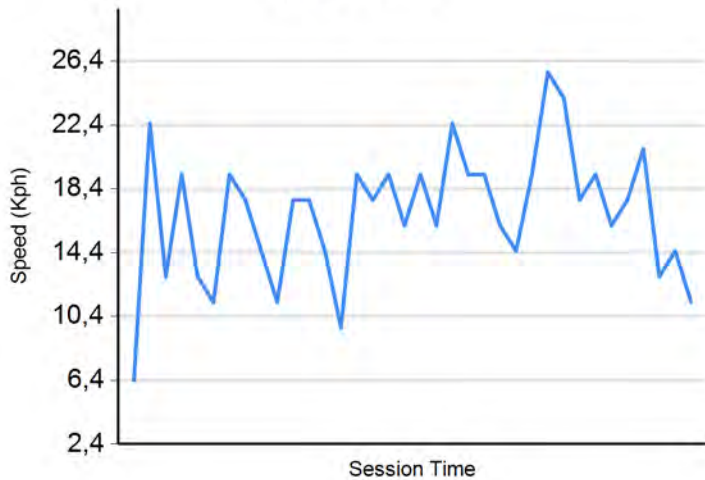
Humidity



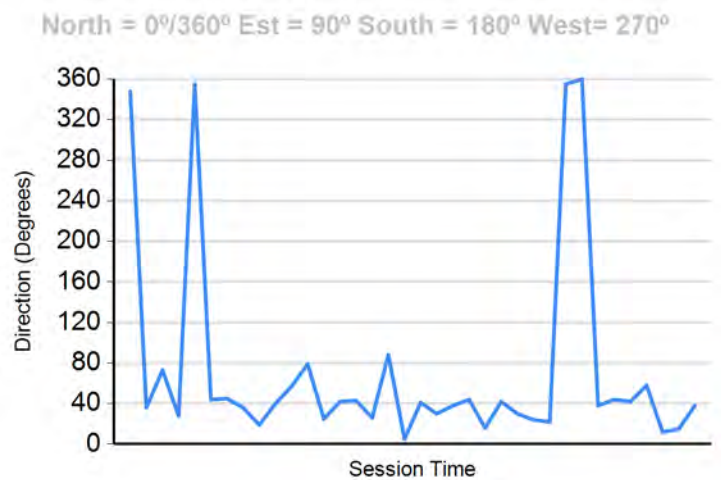
Pressure



Wind Speed



Wind direction





Circuit de Barcelona

TCR Europe


Free Practice 1 - 2

Results



Cls	Nº	Driver	Nat	Team	Nat	Vehicle	Laps	Free Practice - 1	Free Practice - 2	Best	Gap	Interval	Km/h
1	9	Attila Tassi	HUN	Hell Energy Racing with KCMG	HUN	Honda Civic Type R FK7 TCR	22	1:55.537	8	1:54.273	2	1:54.273	146.6
2	4	Julien Briché	FRA	JSB Compétition	FRA	Peugeot 308 TCR	24	1:56.314	9	1:54.434	5	1:54.434	0.161 0.161 146.4
3	94	Kris Richard	SUI	Target Competition	SUI	Hyundai i30 N TCR	27	1:55.871	8	1:54.551	6	1:54.551	0.278 0.117 146.2
4	69	Jean-Karl Vernay	FRA	Leopard Lukoil Team	FRA	Audi RS3 LMS TCR	20	1:55.576	5	1:54.623	8	1:54.623	0.350 0.072 146.2
5	62	Dušan Borkovic	SRB	Target Competition	SRB	Hyundai i30 N TCR	25	1:55.631	9	1:54.742	6	1:54.742	0.469 0.119 146.0
6	99	Josh Files	GBR	Hell Energy Racing with KCMG	GBR	Honda Civic Type R FK7 TCR	23	1:56.455	6	1:54.795	6	1:54.795	0.522 0.053 145.9
7	25	Mikel Azcona	ESP	PCR Sport	ESP	Cupra TCR	23	1:54.931	8	1:54.867	9	1:54.867	0.594 0.072 145.8
8	88	Maxime Potty	BEL	Comtoy Racing	BEL	Volkswagen Golf GTI TCR	22	1:56.624	9	1:54.964	9	1:54.964	0.691 0.097 145.7
9	555	Norbert Michelisz	HUN	M1RA	HUN	Hyundai i30 N TCR	20	1:56.043	7	1:55.087	6	1:55.087	0.814 0.123 145.6
10	116	Ashley Sutton	GBR	WestCoast Racing	GBR	Volkswagen Golf GTI TCR	21	1:55.518	7	1:55.277	5	1:55.277	1.004 0.190 145.3
11	8	Reece Barr	IRE	Target Competition	IRE	Hyundai i30 N TCR	26	1:55.969	9	1:55.294	6	1:55.294	1.021 0.017 145.3
12	909	Mike Halder	GER	Hell Energy Racing with KCMG	GER	Honda Civic Type R FK7 TCR	15	1:55.712	8	1:55.309	2	1:55.309	1.036 0.015 145.3
13	19	Andreas Bäckman	SW	WestCoast Racing	SW	Volkswagen Golf GTI TCR	23	1:55.726	8	1:55.319	9	1:55.319	1.046 0.010 145.3
14	999	Dániel Nagy	HUN	M1RA	HUN	Hyundai i30 N TCR	21	1:56.446	7	1:55.320	8	1:55.320	1.047 0.001 145.3
15	32	Oliver Taylor	GBR	Pyro Motorsport	GBR	Honda Civic Type R FK7 TCR	21	1:57.383	8	1:55.418	5	1:55.418	1.145 0.098 145.1
16	223	Nathanaël Berthon	FRA	Comtoy Racing	FRA	Audi RS3 LMS TCR	19	1:55.439	4	1:55.561	5	1:55.439	1.166 0.021 145.1
17	5	Klim Gavrilov	RUS	LTA Rally	RUS	Volkswagen Golf GTI TCR	24	1:56.514	7	1:55.600	10	1:55.600	1.327 0.161 144.9
18	34	Stian Paulsen	NOR	Stian Paulsen Racing	NOR	Cupra TCR	20	1:55.642	8	1:56.001	7	1:55.642	1.369 0.042 144.9
19	126	Jessica Bäckman	SW	WestCoast Racing	SW	Volkswagen Golf GTI TCR	24	1:57.247	9	1:55.751	10	1:55.751	1.478 0.109 144.7
20	15	Peter Terting	GER	Target Competition	GER	Hyundai i30 N TCR	26	1:55.838	9	1:55.799	8	1:55.799	1.526 0.048 144.7
21	10	Viktor Davidovski	MKD	PSS Racing Team	MKD	Honda Civic Type R FK7 TCR	26	1:57.884	11	1:55.803	5	1:55.803	1.530 0.004 144.7
22	22	Petr Fulín	CZE	Fulin Race Academy	CZE	Cupra TCR	24	1:55.861	8	1:55.981	10	1:55.861	1.588 0.058 144.6
23	23	Francisco Abreu	POR	Sports & You	POR	Peugeot 308 TCR	24	1:56.464	8	1:56.049	8	1:56.049	1.776 0.188 144.4
24	11	Jens Reno Møller	DEN	Reno Racing	DEN	Honda Civic Type R FK7 TCR	21	1:58.033	9	1:56.174	10	1:56.174	1.901 0.125 144.2
25	38	Danny Kroes	NED	PCR Sport	NED	Cupra TCR	24	1:56.632	8	1:56.274	9	1:56.274	2.001 0.100 144.1
26	42	Stefano Comini	SUI	Autodis Racing by THX	SUI	Honda Civic Type R FK7 TCR	23	1:57.780	4	1:56.514	10	1:56.514	2.241 0.240 143.8
27	27	Enrique Hernando	ESP	Sports & You	ESP	Peugeot 308 TCR	23	1:56.810	8	1:57.910	5	1:56.810	2.537 0.296 143.4
28	111	Nikola Miljković	SRB	LEIN Racing	SRB	Cupra TCR	22	1:58.656	9	1:57.096	5	1:57.096	2.823 0.286 143.1
29	17	Martin Ryba	SVK	Brutal Fish Racing Team	SVK	Volkswagen Golf GTI TCR	22	1:57.342	5	1:58.086	8	1:57.342	3.069 0.246 142.8
30	35	M. Sathienthirakul	THA	Monlau Competición	THA	Cupra TCR	24	1:57.886	11	1:57.422	11	1:57.422	3.149 0.080 142.7
31	21	Marie Baus-Coppens	FRA	JSB Compétition	FRA	Cupra TCR DSG	25	1:58.178	8	1:57.643	6	1:57.643	3.370 0.221 142.4
32	28	Jean-Laurent Navarro	FRA	MN Développement	FRA	Volkswagen Golf GTI TCR	22	1:58.589	8	1:57.851	9	1:57.851	3.578 0.208 142.1

Published at:.....

Stewards:	Race Director:	Timekeeper: 
------------------	-----------------------	---





Circuit de Barcelona

TCR Europe

Qualifying - 1

Provisional Results



Cls	Nº	Driver	Nat	Team	Nat	Vehicle	Laps	Best	Time	Gap	Interval	Km/h
1	25	Mikel Azcona	ESP	PCR Sport	ESP	Cupra TCR	8	7	1:53.802			147.2
2	116	Ashley Sutton	GBR	WestCoast Racing	GBR	Volkswagen Golf GTI TCR	8	7	1:53.996	0.194	0.194	147.0
3	62	Dušan Borkovic	SRB	Target Competition	SRB	Hyundai i30 N TCR	8	6	1:54.057	0.255	0.061	146.9
4	94	Kris Richard	SUI	Target Competition	SUI	Hyundai i30 N TCR	6	3	1:54.098	0.296	0.041	146.8
5	555	Norbert Michelisz	HUN	M1RA	HUN	Hyundai i30 N TCR	7	3	1:54.161	0.359	0.063	146.7
6	909	Mike Halder	GER	Hell Energy Racing with KCMG	GER	Honda Civic Type R FK7 TCR	8	7	1:54.226	0.424	0.065	146.7
7	99	Josh Files	GBR	Hell Energy Racing with KCMG	GBR	Honda Civic Type R FK7 TCR	7	4	1:54.238	0.436	0.012	146.6
8	9	Attila Tassi	HUN	Hell Energy Racing with KCMG	HUN	Honda Civic Type R FK7 TCR	8	7	1:54.238	0.436	0.000	146.6
9	999	Dániel Nagy	HUN	M1RA	HUN	Hyundai i30 N TCR	8	3	1:54.336	0.534	0.098	146.5
10	4	Julien Briché	FRA	JSB Compétition	FRA	Peugeot 308 TCR	8	4	1:54.466	0.664	0.130	146.4
11	15	Peter Terting	GER	Target Competition	GER	Hyundai i30 N TCR	8	6	1:54.595	0.793	0.129	146.2
12	8	Reece Barr	IRE	Target Competition	IRE	Hyundai i30 N TCR	8	6	1:54.627	0.825	0.032	146.1
13	69	Jean-Karl Vernay	FRA	Leopard Lukoil Team	FRA	Audi RS3 LMS TCR	8	7	1:54.672	0.870	0.045	146.1
14	88	Maxime Potty	BEL	Comtoy Racing	BEL	Volkswagen Golf GTI TCR	9	5	1:54.776	0.974	0.104	146.0
15	34	Stian Paulsen	NOR	Stian Paulsen Racing	NOR	Cupra TCR	9	7	1:54.817	1.015	0.041	145.9
16	19	Andreas Bäckma	SWE	WestCoast Racing	SWE	Volkswagen Golf GTI TCR	8	4	1:54.931	1.129	0.114	145.8
17	32	Oliver Taylor	GBR	Pyro Motorsport	GBR	Honda Civic Type R FK7 TCR	9	4	1:55.006	1.204	0.075	145.7
18	223	Nathanaël Bertho	FRA	Comtoy Racing	FRA	Audi RS3 LMS TCR	5	4	1:55.145	1.343	0.139	145.5
19	23	Francisco Abreu	POR	Sports & You	POR	Peugeot 308 TCR	10	2	1:55.161	1.359	0.016	145.5
20	5	Klim Gavrilov	RUS	LTA Rally	RUS	Volkswagen Golf GTI TCR	9	6	1:55.162	1.360	0.001	145.5
21	126	Jessica Bäckman	SWE	WestCoast Racing	SWE	Volkswagen Golf GTI TCR	9	3	1:55.307	1.505	0.145	145.3
22	11	Jens Reno Møller	DEN	Reno Racing	DEN	Honda Civic Type R FK7 TCR	10	9	1:55.447	1.645	0.140	145.1
23	38	Danny Kroes	NED	PCR Sport	NED	Cupra TCR	9	7	1:55.475	1.673	0.028	145.1
24	22	Petr Fulín	CZE	Fulin Race Academy	CZE	Cupra TCR	8	3	1:55.649	1.847	0.174	144.9
25	10	Viktor Davidovski	MKD	PSS Racing Team	MKD	Honda Civic Type R FK7 TCR	10	3	1:55.658	1.856	0.009	144.8
26	42	Stefano Comini	SUI	Autodis Racing by THX	SUI	Honda Civic Type R FK7 TCR	10	7	1:56.035	2.233	0.377	144.4
27	17	Martin Ryba	SVK	Brutal Fish Racing Team	SVK	Volkswagen Golf GTI TCR	10	4	1:56.764	2.962	0.729	143.5
28	35	M. Sathienthirakul	THA	Monlau Competición	THA	Cupra TCR	8	4	1:56.776	2.974	0.012	143.5
29	111	Nikola Miljković	SRB	LEIN Racing	SRB	Cupra TCR	9	8	1:56.869	3.067	0.093	143.3
30	27	Enrique Hernand	ESP	Sports & You	ESP	Peugeot 308 TCR	9	7	1:57.069	3.267	0.200	143.1
31	28	Jean-Laurent Navarro	FRA	MN Développement	FRA	Volkswagen Golf GTI TCR	8	4	1:57.127	3.325	0.058	143.0
32	21	Marie Baus-Coppens	FRA	JSB Compétition	FRA	Cupra TCR DSG	10	2	1:57.620	3.818	0.493	142.4

Published at:.....

Track Temp: 17.8 °C Air Temp: 21.9 °C

Humidity: 65 %

Track Status: DRY

Stewards:

Race Director:

Timekeeper:





Circuit de Barcelona

TCR Europe Qualifying - 1 Lap Analysis



4 Julien Briché Peugeot 308 TCR
JSB Compétition

Lap	D	Time	Sector 1	Sector 2	Sector 3	T. Spd	Elapsed
1		11:53:02.813 P	11:51:10.305	55.969	56.539	111.8	11:53:02.813
2		4:24.598	2:50.322	52.283	41.993	99.9	11:57:27.411
3		1:54.728	32.767	44.752	37.209	240.0	11:59:22.139
4		1:54.466	32.573	44.650	37.243	242.6	12:01:16.605
5		2:08.349 P	33.118	45.490	49.741	242.6	12:03:24.954
6		5:22.436	3:48.204	49.449	44.783	123.2	12:08:47.390
7		1:54.552	32.569	44.776	37.207	241.0	12:10:41.942
8		2:20.726 P	33.219	50.166	57.341	240.0	12:13:02.668

5 Klim Gavrilov Volkswagen Golf GTI TCR
LTA Rally

Lap	D	Time	Sector 1	Sector 2	Sector 3	T. Spd	Elapsed
1		11:53:26.851 P	11:51:35.323	1:01.092	50.436	138.8	11:53:26.851
2		4:02.128	2:25.246	54.415	42.467	88.4	11:57:28.979
3		1:55.172	32.790	45.014	37.368	239.4	11:59:24.151
4		2:05.177 P	32.922	45.274	46.981	241.0	12:01:29.328
5		3:44.368	2:16.434	48.610	39.324	149.1	12:05:13.696
6		1:55.162	32.693	44.823	37.646	241.6	12:07:08.858
7		2:06.123	33.624	53.504	38.995	242.1	12:09:14.981
8		1:55.982	32.991	45.216	37.775	240.5	12:11:10.963
9		2:18.417 P	36.353	49.823	52.241	185.8	12:13:29.380

8 Reece Barr Hyundai i30 N TCR
Target Competition

Lap	D	Time	Sector 1	Sector 2	Sector 3	T. Spd	Elapsed
1		11:52:38.747 P	11:51:03.359	49.119	46.269	142.4	11:52:38.747
2		4:56.594	3:18.125	56.489	41.980	155.6	11:57:35.341
3		1:55.274	32.534	44.782	37.958	238.4	11:59:30.615
4		2:01.236 P	32.596	45.163	43.477	241.6	12:01:31.851
5		3:43.008	2:04.700	57.785	40.523	155.3	12:05:14.859
6		1:54.627	32.486	44.550	37.591	240.0	12:07:09.486
7		2:01.045	32.717	46.716	41.612	242.1	12:09:10.531
8		2:03.613 P	32.816	45.229	45.568	236.8	12:11:14.144

9 Attila Tassi Honda Civic Type R FK7 TCR
Hell Energy Racing with KCMG

Lap	D	Time	Sector 1	Sector 2	Sector 3	T. Spd	Elapsed
1		11:52:11.448	11:50:45.061	46.698	39.689	164.1	11:52:11.448
2		2:00.014 P	32.915	44.957	42.142	236.8	11:54:11.462
3		4:00.195	2:36.912	45.611	37.672	163.3	11:58:11.657
4		1:54.736	32.769	44.841	37.126	238.4	12:00:06.393
5		2:01.944 P	32.586	45.979	43.379	240.0	12:02:08.337
6		3:37.623	2:04.984	47.005	45.634	159.2	12:05:45.960
7		1:54.238	32.495	44.572	37.171	238.9	12:07:40.198
8		2:16.547 P	36.652	53.673	46.222	216.0	12:09:56.745

10 Viktor Davidovski Honda Civic Type R FK7 TCR
PSS Racing Team

Lap	D	Time	Sector 1	Sector 2	Sector 3	T. Spd	Elapsed
1		11:53:09.790	11:51:28.639	56.649	44.502	108.6	11:53:09.790
2		1:57.121	32.975	45.381	38.765	238.9	11:55:06.911
3		1:55.658	32.905	45.221	37.532	237.8	11:57:02.569
4		2:03.866 P	33.631	46.203	44.032	238.9	11:59:06.435
5		3:35.101	2:08.753	46.665	39.683	163.8	12:02:41.536
6		1:56.013	33.013	45.244	37.756	237.3	12:04:37.549
7		1:56.105	32.928	45.350	37.827	240.0	12:06:33.654
8		1:57.124	33.121	45.712	38.291	240.5	12:08:30.778
9		1:57.126	33.066	45.783	38.277	241.0	12:10:27.904
10		2:29.234 P	40.919	55.562	52.753	165.6	12:12:57.138

11 Jens Reno Møller Honda Civic Type R FK7 TCR
Reno Racing

Lap	D	Time	Sector 1	Sector 2	Sector 3	T. Spd	Elapsed
1		11:52:29.069	11:51:02.526	47.592	38.951	144.3	11:52:29.069
2		1:55.891	32.703	45.617	37.571	238.4	11:54:24.960
3		1:56.335	33.002	45.510	37.823	236.8	11:56:21.295
4		2:02.778 P	33.103	45.690	43.985	238.4	11:58:24.073
5		3:23.751	1:53.360	48.971	41.420	167.9	12:01:47.824
6		1:55.604	32.665	45.081	37.858	236.8	12:03:43.428
7		2:01.733 P	33.086	45.536	43.111	238.4	12:05:45.161
8		3:27.039	2:00.816	47.815	38.408	169.8	12:09:12.200
9		1:55.447	32.913	44.897	37.637	240.5	12:11:07.647
10		2:19.091 P	36.798	50.524	51.769	221.3	12:13:26.738

15 Peter Terting Hyundai i30 N TCR
Target Competition

Lap	D	Time	Sector 1	Sector 2	Sector 3	T. Spd	Elapsed
1		11:52:13.854 P	11:50:43.046	47.806	43.002	160.2	11:52:13.854
2		4:20.978	2:54.996	47.450	38.532	156.0	11:56:34.832
3		1:54.858	32.606	44.768	37.484	236.8	11:58:29.690
4		2:03.782 P	32.913	44.790	46.079	236.8	12:00:33.472
5		3:58.272	2:28.518	49.907	39.847	141.7	12:04:31.744
6		1:54.595	32.507	44.793	37.295	235.8	12:06:26.339
7		2:09.882	32.795	53.680	43.407	237.3	12:08:36.221
8		2:06.951 P	32.767	44.987	49.197	239.4	12:10:43.172

17 Martin Ryba Volkswagen Golf GTI TCR
Brutal Fish Racing Team

Lap	D	Time	Sector 1	Sector 2	Sector 3	T. Spd	Elapsed
1		11:53:06.600	11:51:18.275	1:04.179	44.146	131.8	11:53:06.600
2		2:13.672	40.838	54.256	38.578	174.1	11:55:20.272
3		1:59.674	33.977	47.082	38.615	237.3	11:57:19.946
4		1:56.764	33.211	45.283	38.270	240.5	11:59:16.710
5		2:02.526	33.009	50.814	38.703	243.2	12:01:19.236
6		2:16.353	33.027	1:01.993	41.333	241.0	12:03:35.589
7		2:01.591	33.126	49.673	38.792	240.0	12:05:37.180
8		2:02.134	33.103	48.979	40.052	241.0	12:07:39.314
9		2:01.661	32.926	50.043	38.692	239.4	12:09:40.975
10		2:22.770 P	32.978	45.655	1:04.137	241.0	12:12:03.745





Circuit de Barcelona
TCR Europe
Qualifying - 1
Lap Analysis



19 Andreas Bäckman Volkswagen Golf GTI TCR 25 Mikel Azcona Cupra TCR
WestCoast Racing PCR Sport

Lap D	Time	Sector 1	Sector 2	Sector 3	T. Spd	Elapsed	Lap D	Time	Sector 1	Sector 2	Sector 3	T. Spd	Elapsed
1	11:52:58.761	11:51:27.231	51.177	40.353	106.9	11:52:58.761	1	11:52:20.926	11:50:48.320	48.389	44.217	166.4	11:52:20.926
2	2:02.692	P 33.846	45.576	43.270	237.8	11:55:01.453	2	4:08.603	2:40.949	49.625	38.029	98.3	11:56:29.529
3	3:40.104	2:10.181	51.123	38.800	120.4	11:58:41.557	3	1:55.506	32.647	45.406	37.453	241.0	11:58:25.035
4	1:54.931	32.618	44.987	37.326	240.5	12:00:36.488	4	1:54.575	32.501	44.655	37.419	243.7	12:00:19.610
5	2:10.965	P 32.937	47.360	50.668	241.0	12:02:47.453	5	2:01.886	P 32.749	46.059	43.078	245.4	12:02:21.496
6	5:00.588	3:29.260	51.627	39.701	138.4	12:07:48.041	6	3:38.761	2:15.562	45.046	38.153	151.4	12:06:00.257
7	1:55.160	32.609	44.978	37.573	240.5	12:09:43.201	7	1:53.802	32.335	44.408	37.059	242.6	12:07:54.059
8	2:03.873	P 32.955	45.511	45.407	242.1	12:11:47.074	8	2:07.908	P 34.270	48.542	45.096	216.0	12:10:01.967

21 Marie Baus-Coppens Cupra TCR DSG 27 Enrique Hernando Peugeot 308 TCR
JSB Compétition Sports & You

Lap D	Time	Sector 1	Sector 2	Sector 3	T. Spd	Elapsed	Lap D	Time	Sector 1	Sector 2	Sector 3	T. Spd	Elapsed
1	11:52:51.022	11:51:14.043	55.432	41.547	138.1	11:52:51.022	1	11:53:00.974	11:51:20.060	1:01.584	39.330	136.1	11:53:00.974
2	1:57.620	33.381	45.952	38.287	234.2	11:54:48.642	2	1:57.349	32.982	46.087	38.280	243.2	11:54:58.323
3	1:59.042	33.724	46.929	38.389	238.4	11:56:47.684	3	1:57.501	33.124	45.677	38.700	240.0	11:56:55.824
4	1:57.688	33.087	46.021	38.580	241.0	11:58:45.372	4	2:03.504	P 33.236	45.988	44.280	240.0	11:58:59.328
5	2:07.068	P 33.366	46.317	47.385	241.0	12:00:52.440	5	3:36.431	2:12.655	45.905	37.871	173.0	12:02:35.759
6	3:17.880	1:38.663	58.108	41.109	112.2	12:04:10.320	6	1:57.739	33.117	46.110	38.512	238.4	12:04:33.498
7	1:57.935	33.338	45.746	38.851	237.8	12:06:08.255	7	1:57.069	32.778	45.815	38.476	241.6	12:06:30.567
8	1:58.669	33.959	46.092	38.618	240.5	12:08:06.924	8	1:57.629	33.005	46.334	38.290	241.0	12:08:28.196
9	1:58.761	33.491	46.609	38.661	242.1	12:10:05.685	9	2:16.735	P 32.962	51.652	52.121	242.1	12:10:44.931
10	2:18.791	P 36.254	50.624	51.913	199.2	12:12:24.476							

22 Petr Fulín Cupra TCR 28 Jean-Laurent Navarro Volkswagen Golf GTI TCR
Fulin Race Academy MN Développement

Lap D	Time	Sector 1	Sector 2	Sector 3	T. Spd	Elapsed	Lap D	Time	Sector 1	Sector 2	Sector 3	T. Spd	Elapsed
1	11:53:13.733	11:51:27.756	1:03.631	42.346	107.0	11:53:13.733	1	11:53:24.179	P 11:51:34.401	1:00.544	49.234	144.3	11:53:24.179
2	1:55.696	33.105	44.994	37.597	236.8	11:55:09.429	2	4:31.221	3:02.234	50.522	38.465	148.9	11:57:55.400
3	1:55.649	32.846	44.948	37.855	239.4	11:57:05.078	3	1:57.345	33.381	45.927	38.037	237.3	11:59:52.745
4	2:07.474	P 32.979	46.067	48.428	240.0	11:59:12.552	4	1:57.127	33.220	45.804	38.103	238.9	12:01:49.872
5	4:21.652	2:43.360	56.996	41.296	140.2	12:03:34.204	5	1:58.221	33.272	46.290	38.659	239.4	12:03:48.093
6	1:56.224	32.784	45.276	38.164	239.4	12:05:30.428	6	2:13.325	38.108	56.412	38.805	196.3	12:06:01.418
7	2:00.225	32.904	45.482	41.839	242.1	12:07:30.653	7	1:58.981	33.270	46.516	39.195	240.5	12:08:00.399
8	2:12.862	P 32.863	46.347	53.652	241.6	12:09:43.515	8	2:19.160	P 39.898	51.023	48.239	180.0	12:10:19.559

23 Francisco Abreu Peugeot 308 TCR 32 Oliver Taylor Honda Civic Type R FK7 TCR
Sports & You Pyro Motorsport

Lap D	Time	Sector 1	Sector 2	Sector 3	T. Spd	Elapsed	Lap D	Time	Sector 1	Sector 2	Sector 3	T. Spd	Elapsed
1	11:52:55.064	11:51:14.026	54.984	46.054	136.3	11:52:55.064	1	11:52:44.113	11:51:11.506	51.425	41.182	146.3	11:52:44.113
2	1:55.161	32.533	44.793	37.835	243.2	11:54:50.225	2	2:06.907	P 33.923	47.396	45.588	235.2	11:54:51.020
3	1:56.007	33.041	45.245	37.721	243.2	11:56:46.232	3	4:08.054	2:39.930	48.919	39.205	160.2	11:58:59.074
4	2:03.105	P 33.040	45.743	44.322	243.2	11:58:49.337	4	1:55.006	32.635	44.714	37.657	238.4	12:00:54.080
5	4:40.182	3:06.795	51.675	41.712	123.9	12:03:29.519	5	1:55.206	32.605	44.891	37.710	238.4	12:02:49.286
6	2:00.065	32.533	48.226	39.306	242.1	12:05:29.584	6	2:03.667	P 34.054	45.634	43.979	234.7	12:04:52.953
7	1:55.286	32.562	44.781	37.943	242.1	12:07:24.870	7	3:33.733	2:02.360	50.296	41.077	143.4	12:08:26.686
8	2:00.378	33.320	47.239	39.819	244.3	12:09:25.248	8	1:55.043	32.782	44.757	37.504	238.4	12:10:21.729
9	1:56.964	32.973	45.634	38.357	244.3	12:11:22.212	9	2:28.654	P 42.756	55.272	50.626	173.0	12:12:50.383
10	2:15.056	P 34.184	49.893	50.979	243.2	12:13:37.268							





Circuit de Barcelona
TCR Europe
Qualifying - 1
Lap Analysis



34

Stian Paulsen

Cupra TCR

62

Dušan Borkovic

Hyundai i30 N TCR

Stian Paulsen Racing

Target Competition

Lap D	Time	Sector 1	Sector 2	Sector 3	T. Spd	Elapsed
1	11:52:36.751 P	11:51:03.689	47.642	45.420	139.1	11:52:36.751
2	4:41.489	3:14.411	46.474	40.604	137.0	11:57:18.240
3	1:55.079	32.729	44.864	37.486	241.0	11:59:13.319
4	1:55.391	32.708	44.761	37.922	242.6	12:01:08.710
5	2:12.284 P	34.283	48.812	49.189	210.9	12:03:20.994
6	4:23.152	2:52.646	50.492	40.014	135.6	12:07:44.146
7	1:54.817	32.601	44.711	37.505	241.6	12:09:38.963
8	1:55.993	32.861	45.255	37.877	241.6	12:11:34.956
9	2:42.090 P	41.279	58.580	1:02.231	158.3	12:14:17.046

35

M. Sathienthirakul

Cupra TCR

Monlau Competición

Lap D	Time	Sector 1	Sector 2	Sector 3	T. Spd	Elapsed
1	11:53:07.107	11:51:18.953	1:04.900	43.254	141.3	11:53:07.107
2	2:09.165 P	33.470	46.301	49.394	237.8	11:55:16.272
3	3:54.346	2:23.932	51.948	38.466	152.5	11:59:10.618
4	1:56.776	33.094	45.858	37.824	238.9	12:01:07.394
5	2:06.470 P	33.142	46.080	47.248	238.9	12:03:13.864
6	5:00.866	3:30.337	51.893	38.636	158.8	12:08:14.730
7	1:57.020	33.114	45.547	38.359	239.4	12:10:11.750
8	2:23.912 P	37.637	50.586	55.689	193.5	12:12:35.662

38

Danny Kroes

Cupra TCR

PCR Sport

Lap D	Time	Sector 1	Sector 2	Sector 3	T. Spd	Elapsed
1	11:53:19.286 P	11:51:43.705	48.564	47.017	164.3	11:53:19.286
2	4:15.179	2:38.309	54.185	42.685	144.7	11:57:34.465
3	1:55.707	32.710	44.975	38.022	240.0	11:59:30.172
4	1:57.204	32.727	46.365	38.112	240.5	12:01:27.376
5	2:04.992 P	32.912	46.208	45.872	240.0	12:03:32.368
6	3:59.042	2:20.757	55.742	42.543	167.7	12:07:31.410
7	1:55.475	32.599	45.207	37.669	243.7	12:09:26.885
8	1:56.218	32.782	45.394	38.042	242.6	12:11:23.103
9	2:12.036 P	34.146	47.229	50.661	215.1	12:13:35.139

42

Stefano Comini

Honda Civic Type R FK7 TCR

Autodis Racing by THX

Lap D	Time	Sector 1	Sector 2	Sector 3	T. Spd	Elapsed
1	11:52:27.065	11:51:00.777	48.018	38.270	135.1	11:52:27.065
2	1:59.028	32.989	47.790	38.249	236.8	11:54:26.093
3	1:56.872	33.095	45.684	38.093	238.9	11:56:22.965
4	2:01.782 P	33.278	46.075	42.429	239.4	11:58:24.747
5	3:33.917	2:03.228	51.018	39.671	157.4	12:01:58.664
6	2:22.687	35.444	1:00.021	47.222	238.4	12:04:21.351
7	1:56.035	33.014	45.328	37.693	237.8	12:06:17.386
8	2:16.425	38.009	54.640	43.776	238.9	12:08:33.811
9	1:56.614	32.860	45.566	38.188	242.1	12:10:30.425
10	2:14.947 P	38.815	50.005	46.127	204.5	12:12:45.372

69

Jean-Karl Vernay

Audi RS3 LMS TCR

Leopard Lukoil Team

Lap D	Time	Sector 1	Sector 2	Sector 3	T. Spd	Elapsed
1	11:52:12.745	11:50:46.997	46.765	38.983	168.2	11:52:12.745
2	2:01.863 P	32.808	45.280	43.775	242.6	11:54:14.608
3	3:39.082	2:14.632	46.585	37.865	165.6	11:57:53.690
4	1:54.728	32.691	44.657	37.380	241.0	11:59:48.418
5	2:03.429 P	34.237	46.412	42.780	240.5	12:01:51.847
6	4:46.491	3:09.187	56.953	40.351	161.6	12:06:38.338
7	1:54.672	32.577	44.735	37.360	243.2	12:08:33.010
8	2:02.567 P	32.626	45.028	44.913	244.8	12:10:35.577

88

Maxime Potty

Volkswagen Golf GTI TCR

Comtoy Racing

Lap D	Time	Sector 1	Sector 2	Sector 3	T. Spd	Elapsed
1	11:52:23.474	11:50:56.249	49.588	37.637	143.4	11:52:23.474
2	1:55.286	32.908	44.721	37.657	236.3	11:54:18.760
3	1:59.459 P	32.767	44.815	41.877	236.8	11:56:18.219
4	3:39.745	2:02.376	59.082	38.287	147.3	11:59:57.964
5	1:54.776	32.622	44.620	37.534	238.4	12:01:52.740
6	1:59.479 P	32.673	44.954	41.852	240.0	12:03:52.219
7	4:04.881	2:23.485	1:01.317	40.079	123.4	12:07:57.100
8	1:55.120	32.643	44.783	37.694	237.8	12:09:52.220
9	2:13.647 P	32.824	45.002	55.821	238.9	12:12:05.867

94

Kris Richard

Hyundai i30 N TCR

Target Competition

Lap D	Time	Sector 1	Sector 2	Sector 3	T. Spd	Elapsed
1	11:52:11.760 P	11:50:42.690	46.813	42.257	136.7	11:52:11.760
2	4:21.187	2:55.646	47.266	38.275	166.4	11:56:32.947
3	1:54.098	32.560	44.360	37.178	235.8	11:58:27.045
4	2:03.790 P	32.564	44.663	46.563	238.4	12:00:30.835
5	5:03.970	3:34.811	48.547	40.612	134.1	12:05:34.805
6	2:05.957 P	32.564	44.467	48.926	236.3	12:07:40.762

99

Josh Files

Honda Civic Type R FK7 TCR

Hell Energy Racing with KCMG

Lap D	Time	Sector 1	Sector 2	Sector 3	T. Spd	Elapsed
1	11:52:13.953	11:50:44.172	48.610	41.171	165.1	11:52:13.953
2	2:02.625 P	33.254	45.122	44.249	239.4	11:54:16.578
3	3:45.063	2:17.552	46.905	40.606	163.8	11:58:01.641
4	1:54.238	32.466	44.428	37.344	240.5	11:59:55.879
5	2:07.898 P	33.585	49.196	45.117	242.6	12:02:03.777
6	6:49.986	5:22.693	48.079	39.214	156.7	12:08:53.763
7	2:07.377 P	32.158	48.645	46.574	241.6	12:11:01.140





Circuit de Barcelona
TCR Europe
Qualifying - 1
Lap Analysis



111 Nikola Miljković Cupra TCR **909** Mike Halder Honda Civic Type R FK7 TCR
LEIN Racing Hell Energy Racing with KCMG

Lap D	Time	Sector 1	Sector 2	Sector 3	T. Spd	Elapsed	Lap D	Time	Sector 1	Sector 2	Sector 3	T. Spd	Elapsed
1	11:53:14.922	11:51:33.022	1:00.681	41.219	135.8	11:53:14.922	1	11:52:12.023	11:50:46.161	46.119	39.743	158.3	11:52:12.023
2	1:57.455	33.027	46.179	38.249	240.0	11:55:12.377	2	2:00.668 P	32.932	45.105	42.631	238.4	11:54:12.691
3	2:03.092	35.445	48.572	39.075	238.9	11:57:15.469	3	4:11.102	2:39.925	51.079	40.098	152.5	11:58:23.793
4	2:00.630	33.510	48.341	38.779	241.0	11:59:16.099	4	1:55.002	32.842	44.652	37.508	238.4	12:00:18.795
5	1:58.296	33.407	46.220	38.669	239.4	12:01:14.395	5	2:07.375 P	36.859	45.940	44.576	238.9	12:02:26.170
6	2:17.182 P	34.431	48.296	54.455	238.4	12:03:31.577	6	3:57.664	2:33.149	46.724	37.791	151.6	12:06:23.834
7	4:01.946	2:36.992	46.848	38.106	105.2	12:07:33.523	7	1:54.226	32.569	44.539	37.118	241.6	12:08:18.060
8	1:56.869	32.993	45.530	38.346	242.1	12:09:30.392	8	2:08.609 P	34.846	47.515	46.248	197.8	12:10:26.669
9	2:31.673 P	34.740	57.893	59.040	240.5	12:12:02.065							

116 Ashley Sutton Volkswagen Golf GTI TCR **999** Dániel Nagy Hyundai i30 N TCR
WestCoast Racing M1RA

Lap D	Time	Sector 1	Sector 2	Sector 3	T. Spd	Elapsed	Lap D	Time	Sector 1	Sector 2	Sector 3	T. Spd	Elapsed
1	11:53:00.122	11:51:28.194	52.336	39.592	116.5	11:53:00.122	1	11:52:23.289 P	11:50:51.239	46.789	45.261	165.6	11:52:23.289
2	2:03.224 P	33.306	45.591	44.327	237.3	11:55:03.346	2	4:51.310	3:26.810	45.790	38.710	101.4	11:57:14.599
3	3:35.532	2:04.524	50.941	40.067	107.4	11:58:38.878	3	1:54.336	32.535	44.711	37.090	235.8	11:59:08.935
4	1:54.239	32.345	44.625	37.269	240.5	12:00:33.117	4	2:00.700 P	32.693	45.219	42.788	236.8	12:01:09.635
5	2:12.316 P	32.541	48.617	51.158	240.5	12:02:45.433	5	4:03.238	2:35.981	47.946	39.311	149.5	12:05:12.873
6	4:41.849	3:06.429	54.510	40.910	104.1	12:07:27.282	6	1:54.899	32.686	44.759	37.454	237.3	12:07:07.772
7	1:53.996	32.549	44.367	37.080	242.1	12:09:21.278	7	1:55.186	32.699	45.027	37.460	237.3	12:09:02.958
8	2:22.046 P	39.039	53.190	49.817	204.5	12:11:43.324	8	2:04.232 P	32.811	45.702	45.719	237.3	12:11:07.190

126 Jessica Bäckman Volkswagen Golf GTI TCR
WestCoast Racing

Lap D	Time	Sector 1	Sector 2	Sector 3	T. Spd	Elapsed
1	11:53:13.250 P	11:51:29.047	53.817	50.386	117.0	11:53:13.250
2	4:25.256	2:57.827	45.978	41.451	161.4	11:57:38.506
3	1:55.307	32.950	44.913	37.444	237.3	11:59:33.813
4	1:55.542	32.904	44.891	37.747	237.8	12:01:29.355
5	2:04.764 P	33.085	45.845	45.834	238.9	12:03:34.119
6	3:47.664	2:22.563	47.167	37.934	160.9	12:07:21.783
7	1:55.518	32.981	44.805	37.732	235.8	12:09:17.301
8	1:55.800	32.862	45.069	37.869	239.4	12:11:13.101
9	2:20.329 P	38.619	51.555	50.155	180.9	12:13:33.430

223 Nathanaël Berthon Audi RS3 LMS TCR
Comtoy Racing

Lap D	Time	Sector 1	Sector 2	Sector 3	T. Spd	Elapsed
1	11:52:50.177 P	11:51:02.759	56.157	51.261	142.1	11:52:50.177
2	4:53.862 P	3:06.536	55.597	51.729	153.6	11:57:44.039
3	10:20.283	8:39.344	1:00.031	40.908	117.5	12:08:04.322
4	1:55.145	32.532	45.180	37.433	242.6	12:09:59.467
5	2:11.017 P	32.760	45.406	52.851	242.1	12:12:10.484

555 Norbert Michelisz Hyundai i30 N TCR
M1RA

Lap D	Time	Sector 1	Sector 2	Sector 3	T. Spd	Elapsed
1	11:52:22.323 P	11:50:50.643	46.573	45.107	163.1	11:52:22.323
2	4:18.411	2:53.054	47.246	38.111	169.5	11:56:40.734
3	1:54.161	32.700	44.334	37.127	235.8	11:58:34.895
4	2:04.749 P	32.792	44.500	47.457	236.3	12:00:39.644
5	4:32.139	3:04.917	48.385	38.837	149.3	12:05:11.783
6	1:54.225	32.728	44.285	37.212	234.2	12:07:06.008
7	2:06.779 P	32.875	44.487	49.417	233.7	12:09:12.787





Circuit de Barcelona

TCR Europe

Qualifying - 1

Best Sectors Results



Sector - 1			Sector - 2			Sector - 3			Ideal Lap vs Best Lap						
Clas	Nº	Driver	Time	Nº	Driver	Time	Nº	Driver	Time	Clas	Nº	Driver	Ideal Lap	Best Lap	Clas
1	99	Josh Files	32.158	555	Norbert Michelisz	44.285	25	Mikel Azcona	37.059	1	116	Ashley Sutton	1:53.792	1:53.996	2
2	25	Mikel Azcona	32.335	62	Dušan Borkovic	44.346	116	Ashley Sutton	37.080	2	25	Mikel Azcona	1:53.802	1:53.802	1
3	11	Ashley Sutton	32.345	94	Kris Richard	44.360	999	Dániel Nagy	37.090	3	99	Josh Files	1:53.930	1:54.238	7
4	62	Dušan Borkovic	32.473	116	Ashley Sutton	44.367	909	Mike Halder	37.118	4	62	Dušan Borkovic	1:54.057	1:54.057	3
5	8	Reece Barr	32.486	25	Mikel Azcona	44.408	9	Attila Tassi	37.126	5	94	Kris Richard	1:54.098	1:54.098	4
6	9	Attila Tassi	32.495	99	Josh Files	44.428	555	Norbert Michelisz	37.127	6	555	Norbert Michelisz	1:54.112	1:54.161	5
7	15	Peter Terting	32.507	909	Mike Halder	44.539	94	Kris Richard	37.178	7	9	Attila Tassi	1:54.193	1:54.238	8
8	22	Nathanaël Berthon	32.532	8	Reece Barr	44.550	4	Julien Briché	37.207	8	909	Mike Halder	1:54.226	1:54.226	6
9	23	Francisco Abreu	32.533	9	Attila Tassi	44.572	62	Dušan Borkovic	37.238	9	999	Dániel Nagy	1:54.336	1:54.336	9
10	99	Dániel Nagy	32.535	88	Maxime Potty	44.620	15	Peter Terting	37.295	10	4	Julien Briché	1:54.426	1:54.466	10
11	94	Kris Richard	32.560	4	Julien Briché	44.650	19	Andreas Bäckman	37.326	11	15	Peter Terting	1:54.570	1:54.595	11
12	90	Mike Halder	32.569	69	Jean-Karl Vernay	44.657	99	Josh Files	37.344	12	69	Jean-Karl Vernay	1:54.594	1:54.672	13
13	4	Julien Briché	32.569	999	Dániel Nagy	44.711	69	Jean-Karl Vernay	37.360	13	8	Reece Barr	1:54.627	1:54.627	12
14	69	Jean-Karl Vernay	32.577	34	Stian Paulsen	44.711	5	Klim Gavrilov	37.368	14	88	Maxime Potty	1:54.776	1:54.776	14
15	38	Danny Kroes	32.599	32	Oliver Taylor	44.714	223	Nathanaël Berthon	37.433	15	34	Stian Paulsen	1:54.798	1:54.817	15
16	34	Stian Paulsen	32.601	15	Peter Terting	44.768	126	Jessica Bäckman	37.444	16	32	Oliver Taylor	1:54.823	1:55.006	17
17	32	Oliver Taylor	32.605	23	Francisco Abreu	44.781	34	Stian Paulsen	37.486	17	5	Klim Gavrilov	1:54.884	1:55.162	20
18	19	Andreas Bäckman	32.609	126	Jessica Bäckman	44.805	32	Oliver Taylor	37.504	18	19	Andreas Bäckman	1:54.913	1:54.931	16
19	88	Maxime Potty	32.622	5	Klim Gavrilov	44.823	10	Viktor Davidovski	37.532	19	23	Francisco Abreu	1:55.035	1:55.161	19
20	11	Jens Reno Møller	32.665	11	Jens Reno Møller	44.897	88	Maxime Potty	37.534	20	126	Jessica Bäckman	1:55.111	1:55.307	21
21	5	Klim Gavrilov	32.693	22	Petr Fulín	44.948	11	Jens Reno Møller	37.571	21	11	Jens Reno Møller	1:55.133	1:55.447	22
22	55	Norbert Michelisz	32.700	38	Danny Kroes	44.975	8	Reece Barr	37.591	22	223	Nathanaël Berthon	1:55.145	1:55.145	18
23	27	Enrique Hernando	32.778	19	Andreas Bäckman	44.978	22	Petr Fulín	37.597	23	38	Danny Kroes	1:55.243	1:55.475	23
24	22	Petr Fulín	32.784	223	Nathanaël Berthon	45.180	38	Danny Kroes	37.669	24	22	Petr Fulín	1:55.329	1:55.649	24
25	42	Stefano Comini	32.860	10	Viktor Davidovski	45.221	42	Stefano Comini	37.693	25	10	Viktor Davidovski	1:55.658	1:55.658	25
26	12	Jessica Bäckman	32.862	17	Martin Ryba	45.283	23	Francisco Abreu	37.721	26	42	Stefano Comini	1:55.881	1:56.035	26
27	10	Viktor Davidovski	32.905	42	Stefano Comini	45.328	35	M. Sathienthirakul	37.824	27	27	Enrique Hernando	1:56.326	1:57.069	30
28	17	Martin Ryba	32.926	111	Nikola Miljković	45.530	27	Enrique Hernando	37.871	28	35	M. Sathienthirakul	1:56.465	1:56.776	28
29	11	Nikola Miljković	32.993	35	M. Sathienthirakul	45.547	28	Jean-Laurent Navarr	38.037	29	17	Martin Ryba	1:56.479	1:56.764	27
30	21	Marie Baus-Coppen	33.087	27	Enrique Hernando	45.677	111	Nikola Miljković	38.106	30	111	Nikola Miljković	1:56.629	1:56.869	29
31	35	M. Sathienthirakul	33.094	21	Marie Baus-Coppen	45.746	17	Martin Ryba	38.270	31	28	Jean-Laurent Navarr	1:57.061	1:57.127	31
32	28	Jean-Laurent Navarr	33.220	28	Jean-Laurent Navarr	45.804	21	Marie Baus-Coppen	38.287	32	21	Marie Baus-Coppen	1:57.120	1:57.620	32





Circuit de Barcelona
TCR Europe
Qualifying - 1
Best 5 Lap Times



Cls	Nº	Driver	Nat	Team	Nat	Vehicle	Best 1		Best 2		Best 3		Best 4		Best 5	
							Time	Lap	Time	Lap	Time	Lap	Time	Lap	Time	Lap
1	25	Mikel Azcona	ESP	PCR Sport	ESP	Cupra TCR	1:53.802	7	1:54.575	4	1:55.506	3	2:01.886	5	2:07.908	8
2	116	Ashley Sutton	GBR	WestCoast Racing	GBR	Volkswagen Golf GTI TCR	1:53.996	7	1:54.239	4	2:03.224	2	2:12.316	5	2:22.046	8
3	62	Dušan Borkovic	SRB	Target Competition	SRB	Hyundai i30 N TCR	1:54.057	6	1:54.741	3	2:00.223	4	2:02.809	7	2:03.525	8
4	94	Kris Richard	SUI	Target Competition	SUI	Hyundai i30 N TCR	1:54.098	3	2:03.790	4	2:05.957	6	4:21.187	2	5:03.970	5
5	555	Norbert Michelisz	HUN	M1RA	HUN	Hyundai i30 N TCR	1:54.161	3	1:54.225	6	2:04.749	4	2:06.779	7	4:18.411	2
6	909	Mike Halder	GER	Hell Energy Racing with KCMG	GER	Honda Civic Type R FK7 TCR	1:54.226	7	1:55.002	4	2:00.668	2	2:07.375	5	2:08.609	8
7	9	Attila Tassi	HUN	Hell Energy Racing with KCMG	HUN	Honda Civic Type R FK7 TCR	1:54.238	7	1:54.736	4	2:00.014	2	2:01.944	5	2:16.547	8
8	99	Josh Files	GBR	Hell Energy Racing with KCMG	GBR	Honda Civic Type R FK7 TCR	1:54.238	4	2:02.625	2	2:07.377	7	2:07.898	5	3:45.063	3
9	999	Dániel Nagy	HUN	M1RA	HUN	Hyundai i30 N TCR	1:54.336	3	1:54.899	6	1:55.186	7	2:00.700	4	2:04.232	8
10	4	Julien Briché	FRA	JSB Compétition	FRA	Peugeot 308 TCR	1:54.466	4	1:54.552	7	1:54.728	3	2:08.349	5	2:20.726	8
11	15	Peter Terting	GER	Target Competition	GER	Hyundai i30 N TCR	1:54.595	6	1:54.858	3	2:03.782	4	2:06.951	8	2:09.882	7
12	8	Reece Barr	IRE	Target Competition	IRE	Hyundai i30 N TCR	1:54.627	6	1:55.274	3	2:01.045	7	2:01.236	4	2:03.613	8
13	69	Jean-Karl Vernay	FRA	Leopard Lukoil Team	FRA	Audi RS3 LMS TCR	1:54.672	7	1:54.728	4	2:01.863	2	2:02.567	8	2:03.429	5
14	88	Maxime Potty	BEL	Comtoy Racing	BEL	Volkswagen Golf GTI TCR	1:54.776	5	1:55.120	8	1:55.286	2	1:59.459	3	1:59.479	6
15	34	Stian Paulsen	NOR	Stian Paulsen Racing	NOR	Cupra TCR	1:54.817	7	1:55.079	3	1:55.391	4	1:55.993	8	2:12.284	5
16	19	Andreas Bäckman	SW	WestCoast Racing	SW	Volkswagen Golf GTI TCR	1:54.931	4	1:55.160	7	2:02.692	2	2:03.873	8	2:10.965	5
17	32	Oliver Taylor	GBR	Pyro Motorsport	GBR	Honda Civic Type R FK7 TCR	1:55.006	4	1:55.043	8	1:55.206	5	2:03.667	6	2:06.907	2
18	223	Nathanaël Berthon	FRA	Comtoy Racing	FRA	Audi RS3 LMS TCR	1:55.145	4	2:11.017	5	4:53.862	2	10:20.28	3		
19	23	Francisco Abreu	POR	Sports & You	POR	Peugeot 308 TCR	1:55.161	2	1:55.286	7	1:56.007	3	1:56.964	9	2:00.065	6
20	5	Klim Gavrilov	RUS	LTA Rally	RUS	Volkswagen Golf GTI TCR	1:55.162	6	1:55.172	3	1:55.982	8	2:05.177	4	2:06.123	7
21	126	Jessica Bäckman	SW	WestCoast Racing	SW	Volkswagen Golf GTI TCR	1:55.307	3	1:55.518	7	1:55.542	4	1:55.800	8	2:04.764	5
22	11	Jens Reno Møller	DEN	Reno Racing	DEN	Honda Civic Type R FK7 TCR	1:55.447	9	1:55.604	6	1:55.891	2	1:56.335	3	2:01.733	7
23	38	Danny Kroes	NED	PCR Sport	NED	Cupra TCR	1:55.475	7	1:55.707	3	1:56.218	8	1:57.204	4	2:04.992	5
24	22	Petr Fulín	CZE	Fulin Race Academy	CZE	Cupra TCR	1:55.649	3	1:55.696	2	1:56.224	6	2:00.225	7	2:07.474	4
25	10	Viktor Davidovski	MKD	PSS Racing Team	MKD	Honda Civic Type R FK7 TCR	1:55.658	3	1:56.013	6	1:56.105	7	1:57.121	2	1:57.124	8
26	42	Stefano Comini	SUI	Autodis Racing by THX	SUI	Honda Civic Type R FK7 TCR	1:56.035	7	1:56.614	9	1:56.872	3	1:59.028	2	2:01.782	4
27	17	Martin Ryba	SVK	Brutal Fish Racing Team	SVK	Volkswagen Golf GTI TCR	1:56.764	4	1:59.674	3	2:01.591	7	2:01.661	9	2:02.134	8
28	35	M. Sathienthirakul	THA	Monlau Competición	THA	Cupra TCR	1:56.776	4	1:57.020	7	2:06.470	5	2:09.165	2	2:23.912	8
29	111	Nikola Miljković	SRB	LEIN Racing	SRB	Cupra TCR	1:56.869	8	1:57.455	2	1:58.296	5	2:00.630	4	2:03.092	3
30	27	Enrique Hernando	ESP	Sports & You	ESP	Peugeot 308 TCR	1:57.069	7	1:57.349	2	1:57.501	3	1:57.629	8	1:57.739	6
31	28	Jean-Laurent	FRA	MN Développement	FRA	Volkswagen Golf GTI TCR	1:57.127	4	1:57.345	3	1:58.221	5	1:58.981	7	2:13.325	6
32	21	Marie	FRA	JSB Compétition	FRA	Cupra TCR DSG	1:57.620	2	1:57.688	4	1:57.935	7	1:58.669	8	1:58.761	9

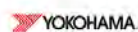




Circuit de Barcelona
TCR Europe
Qualifying - 1
Best 5 Top Speeds



Cls	Nº	Driver	Nat	Team	Nat	Vehicle	Top 1		Top 2		Top 3		Top 4		Top 5		Avg
							Km/h	Lap	Km/h	Lap	Km/h	Lap	Km/h	Lap	Km/h	Lap	
1	25	Mikel Azcona	ESP	PCR Sport	ESP	Cupra TCR	245.4	5	243.7	4	242.6	7	241.0	3	216.0	8	237.8
2	69	Jean-Karl Vernay	FRA	Leopard Lukoil Team	FRA	Audi RS3 LMS TCR	244.8	8	243.2	7	242.6	2	241.0	4	240.5	5	242.4
3	23	Francisco Abreu	POR	Sports & You	POR	Peugeot 308 TCR	244.3	8	244.3	9	243.2	2	243.2	3	243.2	4	243.6
4	38	Danny Kroes	NED	PCR Sport	NED	Cupra TCR	243.7	7	242.6	8	240.5	4	240.0	3	240.0	5	241.4
5	17	Martin Ryba	SVK	Brutal Fish Racing Team	SVK	Volkswagen Golf GTI TCR	243.2	5	241.0	6	241.0	8	241.0	10	240.5	4	241.3
6	27	Enrique Hernando	ESP	Sports & You	ESP	Peugeot 308 TCR	243.2	2	242.1	9	241.6	7	241.0	8	240.0	3	241.6
7	4	Julien Briché	FRA	JSB Compétition	FRA	Peugeot 308 TCR	242.6	4	242.6	5	241.0	7	240.0	3	240.0	8	241.2
8	34	Stian Paulsen	NOR	Stian Paulsen Racing	NOR	Cupra TCR	242.6	4	241.6	7	241.6	8	241.0	3	210.9	5	235.5
9	99	Josh Files	GBR	Hell Energy Racing with KCMG	GBR	Honda Civic Type R FK7 TCR	242.6	5	241.6	7	240.5	4	239.4	2	165.1	1	225.8
10	223	Nathanaël Berthon	FRA	Comtoy Racing	FRA	Audi RS3 LMS TCR	242.6	4	242.1	5	153.6	2	142.1	1	117.5	3	179.6
11	5	Klim Gavrilov	RUS	LTA Rally	RUS	Volkswagen Golf GTI TCR	242.1	7	241.6	6	241.0	4	240.5	8	239.4	3	240.9
12	8	Reece Barr	IRE	Target Competition	IRE	Hyundai i30 N TCR	242.1	7	241.6	4	240.0	6	238.4	3	236.8	8	239.8
13	19	Andreas Bäckman	SW	WestCoast Racing	SW	Volkswagen Golf GTI TCR	242.1	8	241.0	5	240.5	4	240.5	7	237.8	2	240.4
14	21	Marie	FRA	JSB Compétition	FRA	Cupra TCR DSG	242.1	9	241.0	4	241.0	5	240.5	8	238.4	3	240.6
15	22	Petr Fulín	CZE	Fulin Race Academy	CZE	Cupra TCR	242.1	7	241.6	8	240.0	4	239.4	3	239.4	6	240.5
16	42	Stefano Comini	SUI	Autodis Racing by THX	SUI	Honda Civic Type R FK7 TCR	242.1	9	239.4	4	238.9	3	238.9	8	238.4	6	239.5
17	111	Nikola Miljković	SRB	LEIN Racing	SRB	Cupra TCR	242.1	8	241.0	4	240.5	9	240.0	2	239.4	5	240.6
18	116	Ashley Sutton	GBR	WestCoast Racing	GBR	Volkswagen Golf GTI TCR	242.1	7	240.5	4	240.5	5	237.3	2	204.5	8	233.0
19	909	Mike Halder	GER	Hell Energy Racing with KCMG	GER	Honda Civic Type R FK7 TCR	241.6	7	238.9	5	238.4	2	238.4	4	197.8	8	231.0
20	10	Viktor Davidovski	MKD	PSS Racing Team	MKD	Honda Civic Type R FK7 TCR	241.0	9	240.5	8	240.0	7	238.9	2	238.9	4	239.8
21	62	Dušan Borkovic	SRB	Target Competition	SRB	Hyundai i30 N TCR	241.0	8	240.0	7	239.4	4	238.4	6	236.3	3	239.0
22	11	Jens Reno Møller	DEN	Reno Racing	DEN	Honda Civic Type R FK7 TCR	240.5	9	238.4	2	238.4	4	238.4	7	236.8	3	238.5
23	28	Jean-Laurent	FRA	MN Développement	FRA	Volkswagen Golf GTI TCR	240.5	7	239.4	5	238.9	4	237.3	3	196.3	6	230.5
24	9	Attila Tassi	HUN	Hell Energy Racing with KCMG	HUN	Honda Civic Type R FK7 TCR	240.0	5	238.9	7	238.4	4	236.8	2	216.0	8	234.0
25	88	Maxime Potty	BEL	Comtoy Racing	BEL	Volkswagen Golf GTI TCR	240.0	6	238.9	9	238.4	5	237.8	8	236.8	3	238.4
26	15	Peter Terting	GER	Target Competition	GER	Hyundai i30 N TCR	239.4	8	237.3	7	236.8	3	236.8	4	235.8	6	237.2
27	35	M. Sathienthirakul	THA	Monlau Competición	THA	Cupra TCR	239.4	7	238.9	4	238.9	5	237.8	2	193.5	8	229.7
28	126	Jessica Bäckman	SW	WestCoast Racing	SW	Volkswagen Golf GTI TCR	239.4	8	238.9	5	237.8	4	237.3	3	235.8	7	237.8
29	32	Oliver Taylor	GBR	Pyro Motorsport	GBR	Honda Civic Type R FK7 TCR	238.4	4	238.4	5	238.4	8	235.2	2	234.7	6	237.0
30	94	Kris Richard	SUI	Target Competition	SUI	Hyundai i30 N TCR	238.4	4	236.3	6	235.8	3	166.4	2	136.7	1	202.7
31	999	Dániel Nagy	HUN	M1RA	HUN	Hyundai i30 N TCR	237.3	6	237.3	7	237.3	8	236.8	4	235.8	3	236.9
32	555	Norbert Michelisz	HUN	M1RA	HUN	Hyundai i30 N TCR	236.3	4	235.8	3	234.2	6	233.7	7	169.5	2	221.9





Circuit de Barcelona
 TCR Europe
 Qualifying - 1
 Fastest Laps Sequence



Lap	Time of Day	Session Time	Nº	Driver	Nat	Team	Nat	Vehicle	Time	Km/h
2	11:54:11.462	9:11.462	9	Attila Tassi	HUN	Hell Energy Racing with KCMG	HUN	Honda Civic Type R FK7 TCR	2:00.014	139.6
2	11:54:18.760	9:18.760	88	Maxime Potty	BEL	Comtoy Racing	BEL	Volkswagen Golf GTI TCR	1:55.286	145.3
2	11:54:50.225	9:50.225	23	Francisco Abreu	POR	Sports & You	POR	Peugeot 308 TCR	1:55.161	145.5
3	11:58:12.898	13:12.898	62	Dušan Borkovic	SRB	Target Competition	SRB	Hyundai i30 N TCR	1:54.741	146.0
3	11:58:27.045	13:27.045	94	Kris Richard	SUI	Target Competition	SUI	Hyundai i30 N TCR	1:54.098	146.8
6	12:05:47.204	20:47.204	62	Dušan Borkovic	SRB	Target Competition	SRB	Hyundai i30 N TCR	1:54.057	146.9
7	12:07:54.059	22:54.059	25	Mikel Azcona	ESP	PCR Sport	ESP	Cupra TCR	1:53.802	147.2





Circuit de Barcelona

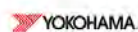
TCR Europe

Qualifying - 1

Event Best Maximum Speed



Nº	Driver	Nat	Team	Nat	Vehicle	Km/h	Session
69	Jean-Karl Vernay	FRA	Leopard Lukoil Team	FRA	Audi RS3 LMS TCR	247.7	Free Practice - 1
25	Mikel Azcona	ESP	PCR Sport	ESP	Cupra TCR	247.1	Free Practice - 1
23	Francisco Abreu	POR	Sports & You	POR	Peugeot 308 TCR	246.5	Free Practice - 1
27	Enrique Hernand	ESP	Sports & You	ESP	Peugeot 308 TCR	246.0	Free Practice - 1
62	Dušan Borkovic	SRB	Target Competition	SRB	Hyundai i30 N TCR	246.0	Free Practice - 1
34	Stian Paulsen	NOR	Stian Paulsen Racing	NOR	Cupra TCR	245.4	Free Practice - 1
223	Nathanaël Bertho	FRA	Comtoy Racing	FRA	Audi RS3 LMS TCR	245.4	Free Practice - 1
4	Julien Briché	FRA	JSB Compétition	FRA	Peugeot 308 TCR	244.8	Free Practice - 1
116	Ashley Sutton	GBR	WestCoast Racing	GBR	Volkswagen Golf GTI TCR	244.8	Free Practice - 2
38	Danny Kroes	NED	PCR Sport	NED	Cupra TCR	244.3	Free Practice - 1
22	Petr Fulín	CZE	Fulin Race Academy	CZE	Cupra TCR	244.3	Free Practice - 2
88	Maxime Potty	BEL	Comtoy Racing	BEL	Volkswagen Golf GTI TCR	244.3	Free Practice - 2
17	Martin Ryba	SVK	Brutal Fish Racing Team	SVK	Volkswagen Golf GTI TCR	243.7	Free Practice - 1
10	Viktor Davidovski	MKD	PSS Racing Team	MKD	Honda Civic Type R FK7 TCR	243.2	Free Practice - 1
21	Marie Baus-Cop	FRA	JSB Compétition	FRA	Cupra TCR DSG	243.2	Free Practice - 1
19	Andreas Bäckma	SWE	WestCoast Racing	SWE	Volkswagen Golf GTI TCR	243.2	Free Practice - 2
11	Jens Reno Møller	DEN	Reno Racing	DEN	Honda Civic Type R FK7 TCR	243.2	Free Practice - 2
32	Oliver Taylor	GBR	Pyro Motorsport	GBR	Honda Civic Type R FK7 TCR	243.2	Free Practice - 2
126	Jessica Bäckman	SWE	WestCoast Racing	SWE	Volkswagen Golf GTI TCR	243.2	Free Practice - 2
99	Josh Files	GBR	Hell Energy Racing with KCMG	GBR	Honda Civic Type R FK7 TCR	242.6	Free Practice - 1
909	Mike Halder	GER	Hell Energy Racing with KCMG	GER	Honda Civic Type R FK7 TCR	242.6	Free Practice - 1
35	M. Sathienthirakul	THA	Monlau Competición	THA	Cupra TCR	242.6	Free Practice - 1
28	Jean-Laurent Nav	FRA	MN Développement	FRA	Volkswagen Golf GTI TCR	242.6	Free Practice - 2
8	Reece Barr	IRE	Target Competition	IRE	Hyundai i30 N TCR	242.1	Free Practice - 1
5	Klim Gavrilov	RUS	LTA Rally	RUS	Volkswagen Golf GTI TCR	242.1	Free Practice - 1
111	Nikola Miljković	SRB	LEIN Racing	SRB	Cupra TCR	242.1	Free Practice - 2
555	Norbert Michelisz	HUN	M1RA	HUN	Hyundai i30 N TCR	242.1	Free Practice - 2
42	Stefano Comini	SUI	Autodis Racing by THX	SUI	Honda Civic Type R FK7 TCR	242.1	Qualifying - 1
9	Attila Tassi	HUN	Hell Energy Racing with KCMG	HUN	Honda Civic Type R FK7 TCR	241.6	Free Practice - 2
15	Peter Terting	GER	Target Competition	GER	Hyundai i30 N TCR	241.6	Free Practice - 2
94	Kris Richard	SUI	Target Competition	SUI	Hyundai i30 N TCR	241.0	Free Practice - 1
999	Dániel Nagy	HUN	M1RA	HUN	Hyundai i30 N TCR	241.0	Free Practice - 2





Circuit de Barcelona
TCR Europe
Qualifying - 1
Pit Stop Analysis



4 Julien Briché Peugeot JSB Compétition
 Peugeot 308 TCR

Nr.	In Day Time	In Time	Out Time	Pit Time	T. Pit Time	Handicap	Penalty
1	11:52:59.610	11:52:59.610	11:55:11.077	2:11.467	2:11.467		
2	12:03:22.056	12:03:22.056	12:06:33.362	3:11.306	5:22.773		

5 Klim Gavrilov Volkswagen LTA Rally
 Volkswagen Golf GTI TCR

Nr.	In Day Time	In Time	Out Time	Pit Time	T. Pit Time	Handicap	Penalty
1	11:53:24.113	11:53:24.113	11:54:58.076	1:33.963	1:33.963		
2	12:01:26.847	12:01:26.847	12:03:08.962	1:42.115	3:16.078		

8 Reece Barr Hyundai Target Competition
 Hyundai i30 N TCR

Nr.	In Day Time	In Time	Out Time	Pit Time	T. Pit Time	Handicap	Penalty
1	11:52:36.297	11:52:36.297	11:55:17.797	2:41.500	2:41.500		
2	12:01:29.415	12:01:29.415	12:02:59.025	1:29.610	4:11.110		

9 Attila Tassi Honda Hell Energy Racing with KCMG
 Honda Civic Type R FK7 TCR

Nr.	In Day Time	In Time	Out Time	Pit Time	T. Pit Time	Handicap	Penalty
1	11:54:09.028	11:54:09.028	11:56:13.165	2:04.137	2:04.137		
2	12:02:05.940	12:02:05.940	12:03:37.881	1:31.941	3:36.078		

10 Viktor Davidovski Honda PSS Racing Team
 Honda Civic Type R FK7 TCR

Nr.	In Day Time	In Time	Out Time	Pit Time	T. Pit Time	Handicap	Penalty
1	11:59:04.017	11:59:04.017	12:00:40.465	1:36.448	1:36.448		

11 Jens Reno Møller Honda Reno Racing
 Honda Civic Type R FK7 TCR

Nr.	In Day Time	In Time	Out Time	Pit Time	T. Pit Time	Handicap	Penalty
1	11:58:21.662	11:58:21.662	11:59:41.199	1:19.537	1:19.537		
2	12:05:42.742	12:05:42.742	12:07:10.909	1:28.167	2:47.704		

15 Peter Terting Hyundai Target Competition
 Hyundai i30 N TCR

Nr.	In Day Time	In Time	Out Time	Pit Time	T. Pit Time	Handicap	Penalty
1	11:52:11.342	11:52:11.342	11:54:32.482	2:21.140	2:21.140		
2	12:00:30.639	12:00:30.639	12:02:23.147	1:52.508	4:13.648		

19 Andreas Bäckman Volkswagen WestCoast Racing
 Volkswagen Golf GTI TCR

Nr.	In Day Time	In Time	Out Time	Pit Time	T. Pit Time	Handicap	Penalty
1	11:54:59.085	11:54:59.085	11:56:29.277	1:30.192	1:30.192		
2	12:02:45.017	12:02:45.017	12:05:37.118	2:52.101	4:22.293		

21 Marie Baus-Coppens Cupra JSB Compétition
 Cupra TCR DSG

Nr.	In Day Time	In Time	Out Time	Pit Time	T. Pit Time	Handicap	Penalty
1	12:00:49.714	12:00:49.714	12:01:47.958	58.244	58.244		

22 Petr Fulín Cupra Fulín Race Academy
 Cupra TCR

Nr.	In Day Time	In Time	Out Time	Pit Time	T. Pit Time	Handicap	Penalty
1	11:59:10.052	11:59:10.052	12:01:09.553	1:59.501	1:59.501		

23 Francisco Abreu Peugeot Sports & You
 Peugeot 308 TCR

Nr.	In Day Time	In Time	Out Time	Pit Time	T. Pit Time	Handicap	Penalty
1	11:58:46.888	11:58:46.888	12:01:15.626	2:28.738	2:28.738		

25 Mikel Azcona Cupra PCR Sport
 Cupra TCR

Nr.	In Day Time	In Time	Out Time	Pit Time	T. Pit Time	Handicap	Penalty
1	11:52:18.012	11:52:18.012	11:54:19.007	2:00.995	2:00.995		
2	12:02:18.498	12:02:18.498	12:04:00.872	1:42.374	3:43.369		

27 Enrique Hernando Peugeot Sports & You
 Peugeot 308 TCR

Nr.	In Day Time	In Time	Out Time	Pit Time	T. Pit Time	Handicap	Penalty
1	11:58:56.980	11:58:56.980	12:00:38.717	1:41.737	1:41.737		

28 Jean-Laurent Navarro Volkswagen MN Développement
 Volkswagen Golf GTI TCR

Nr.	In Day Time	In Time	Out Time	Pit Time	T. Pit Time	Handicap	Penalty
1	11:53:21.700	11:53:21.700	11:55:50.619	2:28.919	2:28.919		

32 Oliver Taylor Honda Pyro Motorsport
 Honda Civic Type R FK7 TCR

Nr.	In Day Time	In Time	Out Time	Pit Time	T. Pit Time	Handicap	Penalty
1	11:54:48.592	11:54:48.592	11:56:53.756	2:05.164	2:05.164		
2	12:04:50.529	12:04:50.529	12:06:19.329	1:28.800	3:33.964		

34 Stian Paulsen Cupra Stian Paulsen Racing
 Cupra TCR

Nr.	In Day Time	In Time	Out Time	Pit Time	T. Pit Time	Handicap	Penalty
1	11:52:34.414	11:52:34.414	11:55:09.001	2:34.587	2:34.587		
2	12:03:18.571	12:03:18.571	12:05:35.096	2:16.525	4:51.112		

35 M. Sathienthirakul Cupra Monlau Competición
 Cupra TCR

Nr.	In Day Time	In Time	Out Time	Pit Time	T. Pit Time	Handicap	Penalty
1	11:55:13.830	11:55:13.830	11:56:58.853	1:45.023	1:45.023		
2	12:03:11.429	12:03:11.429	12:06:03.841	2:52.412	4:37.435		

38 Danny Kroes Cupra PCR Sport
 Cupra TCR

Nr.	In Day Time	In Time	Out Time	Pit Time	T. Pit Time	Handicap	Penalty
1	11:53:16.714	11:53:16.714	11:55:15.620	1:58.906	1:58.906		
2	12:03:29.615	12:03:29.615	12:05:17.582	1:47.967	3:46.873		





Circuit de Barcelona

TCR Europe

Qualifying - 1

Pit Stop Analysis



42 Stefano Comini Honda Autodis Racing by THX
Honda Civic Type R FK7 TCR

Nr.	In Day Time	In Time	Out Time	Pit Time	T. Pit Time	Handicap	Penalty
1	11:58:22.326	11:58:22.326	11:59:52.701	1:30.375	1:30.375		

62 Dušan Borkovic Hyundai Target Competition
Hyundai i30 N TCR

Nr.	In Day Time	In Time	Out Time	Pit Time	T. Pit Time	Handicap	Penalty
1	11:52:15.659	11:52:15.659	11:54:12.189	1:56.530	1:56.530		
2	12:00:10.671	12:00:10.671	12:01:45.772	1:35.101	3:31.631		

69 Jean-Karl Vernay Audi Leopard Lukoil Team
Audi RS3 LMS TCR

Nr.	In Day Time	In Time	Out Time	Pit Time	T. Pit Time	Handicap	Penalty
1	11:54:12.019	11:54:12.019	11:55:54.177	1:42.158	1:42.158		
2	12:01:49.338	12:01:49.338	12:04:17.899	2:28.561	4:10.719		

88 Maxime Potty Volkswagen Comtoyou Racing
Volkswagen Golf GTI TCR

Nr.	In Day Time	In Time	Out Time	Pit Time	T. Pit Time	Handicap	Penalty
1	11:56:15.709	11:56:15.709	11:57:43.646	1:27.937	1:27.937		
2	12:03:49.973	12:03:49.973	12:05:31.080	1:41.107	3:09.044		

94 Kris Richard Hyundai Target Competition
Hyundai i30 N TCR

Nr.	In Day Time	In Time	Out Time	Pit Time	T. Pit Time	Handicap	Penalty
1	11:52:09.324	11:52:09.324	11:54:31.076	2:21.752	2:21.752		
2	12:00:28.399	12:00:28.399	12:03:27.522	2:59.123	5:20.875		

99 Josh Files Honda Hell Energy Racing with KCMG
Honda Civic Type R FK7 TCR

Nr.	In Day Time	In Time	Out Time	Pit Time	T. Pit Time	Handicap	Penalty
1	11:54:14.165	11:54:14.165	11:55:58.704	1:44.539	1:44.539		
2	12:02:01.365	12:02:01.365	12:06:49.417	4:48.052	6:32.591		

111 Nikola Miljković Cupra LEIN Racing
Cupra TCR

Nr.	In Day Time	In Time	Out Time	Pit Time	T. Pit Time	Handicap	Penalty
1	12:03:28.732	12:03:28.732	12:05:28.611	1:59.879	1:59.879		

116 Ashley Sutton Volkswagen WestCoast Racing
Volkswagen Golf GTI TCR

Nr.	In Day Time	In Time	Out Time	Pit Time	T. Pit Time	Handicap	Penalty
1	11:55:00.824	11:55:00.824	11:56:27.233	1:26.409	1:26.409		
2	12:02:42.966	12:02:42.966	12:05:08.572	2:25.606	3:52.015		

126 Jessica Bäckman Volkswagen WestCoast Racing
Volkswagen Golf GTI TCR

Nr.	In Day Time	In Time	Out Time	Pit Time	T. Pit Time	Handicap	Penalty
1	11:53:10.853	11:53:10.853	11:55:36.736	2:25.883	2:25.883		
2	12:03:31.541	12:03:31.541	12:05:22.152	1:50.611	4:16.494		

223 Nathanaël Berthon Audi Comtoyou Racing
Audi RS3 LMS TCR

Nr.	In Day Time	In Time	Out Time	Pit Time	T. Pit Time	Handicap	Penalty
1	11:52:47.383	11:52:47.383	11:55:14.250	2:26.867	2:26.867		
2	11:57:41.081	11:57:41.081	12:05:41.303	8:00.222	10:27.089		

555 Norbert Michelisz Hyundai M1RA
Hyundai i30 N TCR

Nr.	In Day Time	In Time	Out Time	Pit Time	T. Pit Time	Handicap	Penalty
1	11:52:19.635	11:52:19.635	11:54:41.700	2:22.065	2:22.065		
2	12:00:37.212	12:00:37.212	12:03:08.000	2:30.788	4:52.853		

909 Mike Halder Honda Hell Energy Racing with KCMG
Honda Civic Type R FK7 TCR

Nr.	In Day Time	In Time	Out Time	Pit Time	T. Pit Time	Handicap	Penalty
1	11:54:10.276	11:54:10.276	11:56:14.531	2:04.255	2:04.255		
2	12:02:23.754	12:02:23.754	12:04:21.635	1:57.881	4:02.136		

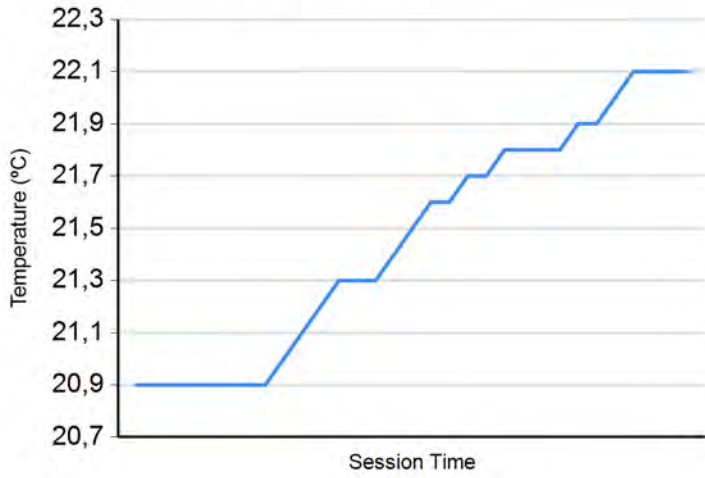
999 Dániel Nagy Hyundai M1RA
Hyundai i30 N TCR

Nr.	In Day Time	In Time	Out Time	Pit Time	T. Pit Time	Handicap	Penalty
1	11:52:20.642	11:52:20.642	11:55:03.431	2:42.789	2:42.789		
2	12:01:07.196	12:01:07.196	12:03:10.325	2:03.129	4:45.918		

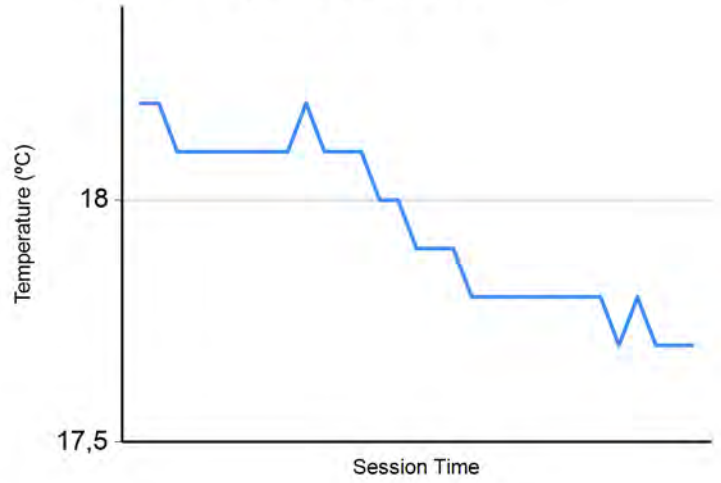




Air Temperature



Track Temperature





Circuit de Barcelona

TCR Europe

Qualifying - 1

Final Results



Cls	Nº	Driver	Nat	Team	Nat	Vehicle	Laps	Best	Time	Gap	Interval	Km/h
1	25	Mikel Azcona	ESP	PCR Sport	ESP	Cupra TCR	8	7	1:53.802			147.2
2	116	Ashley Sutton	GBR	WestCoast Racing	GBR	Volkswagen Golf GTI TCR	8	7	1:53.996	0.194	0.194	147.0
3	62	Dušan Borkovic	SRB	Target Competition	SRB	Hyundai i30 N TCR	8	6	1:54.057	0.255	0.061	146.9
4	94	Kris Richard	SUI	Target Competition	SUI	Hyundai i30 N TCR	6	3	1:54.098	0.296	0.041	146.8
5	555	Norbert Michelisz	HUN	M1RA	HUN	Hyundai i30 N TCR	7	3	1:54.161	0.359	0.063	146.7
6	909	Mike Halder	GER	Hell Energy Racing with KCMG	GER	Honda Civic Type R FK7 TCR	8	7	1:54.226	0.424	0.065	146.7
7	99	Josh Files	GBR	Hell Energy Racing with KCMG	GBR	Honda Civic Type R FK7 TCR	7	4	1:54.238	0.436	0.012	146.6
8	9	Attila Tassi	HUN	Hell Energy Racing with KCMG	HUN	Honda Civic Type R FK7 TCR	8	7	1:54.238	0.436	0.000	146.6
9	999	Dániel Nagy	HUN	M1RA	HUN	Hyundai i30 N TCR	8	3	1:54.336	0.534	0.098	146.5
10	4	Julien Briché	FRA	JSB Compétition	FRA	Peugeot 308 TCR	8	4	1:54.466	0.664	0.130	146.4
11	15	Peter Terting	GER	Target Competition	GER	Hyundai i30 N TCR	8	6	1:54.595	0.793	0.129	146.2
12	8	Reece Barr	IRE	Target Competition	IRE	Hyundai i30 N TCR	8	6	1:54.627	0.825	0.032	146.1
13	69	Jean-Karl Vernay	FRA	Leopard Lukoil Team	FRA	Audi RS3 LMS TCR	8	7	1:54.672	0.870	0.045	146.1
14	88	Maxime Potty	BEL	Comtoy Racing	BEL	Volkswagen Golf GTI TCR	9	5	1:54.776	0.974	0.104	146.0
15	34	Stian Paulsen	NOR	Stian Paulsen Racing	NOR	Cupra TCR	9	7	1:54.817	1.015	0.041	145.9
16	19	Andreas Bäckma	SWE	WestCoast Racing	SWE	Volkswagen Golf GTI TCR	8	4	1:54.931	1.129	0.114	145.8
17	32	Oliver Taylor	GBR	Pyro Motorsport	GBR	Honda Civic Type R FK7 TCR	9	4	1:55.006	1.204	0.075	145.7
18	223	Nathanaël Bertho	FRA	Comtoy Racing	FRA	Audi RS3 LMS TCR	5	4	1:55.145	1.343	0.139	145.5
19	23	Francisco Abreu	POR	Sports & You	POR	Peugeot 308 TCR	10	2	1:55.161	1.359	0.016	145.5
20	5	Klim Gavrilov	RUS	LTA Rally	RUS	Volkswagen Golf GTI TCR	9	6	1:55.162	1.360	0.001	145.5
21	126	Jessica Bäckman	SWE	WestCoast Racing	SWE	Volkswagen Golf GTI TCR	9	3	1:55.307	1.505	0.145	145.3
22	11	Jens Reno Møller	DEN	Reno Racing	DEN	Honda Civic Type R FK7 TCR	10	9	1:55.447	1.645	0.140	145.1
23	38	Danny Kroes	NED	PCR Sport	NED	Cupra TCR	9	7	1:55.475	1.673	0.028	145.1
24	22	Petr Fulín	CZE	Fulin Race Academy	CZE	Cupra TCR	8	3	1:55.649	1.847	0.174	144.9
25	10	Viktor Davidovski	MKD	PSS Racing Team	MKD	Honda Civic Type R FK7 TCR	10	3	1:55.658	1.856	0.009	144.8
26	42	Stefano Comini	SUI	Autodis Racing by THX	SUI	Honda Civic Type R FK7 TCR	10	7	1:56.035	2.233	0.377	144.4
27	17	Martin Ryba	SVK	Brutal Fish Racing Team	SVK	Volkswagen Golf GTI TCR	10	4	1:56.764	2.962	0.729	143.5
28	35	M. Sathienthirakul	THA	Monlau Competición	THA	Cupra TCR	8	4	1:56.776	2.974	0.012	143.5
29	111	Nikola Miljković	SRB	LEIN Racing	SRB	Cupra TCR	9	8	1:56.869	3.067	0.093	143.3
30	28	Jean-Laurent Navarro	FRA	MN Développement	FRA	Volkswagen Golf GTI TCR	8	4	1:57.127	3.325	0.258	143.0
31	21	Marie Baus-Coppens	FRA	JSB Compétition	FRA	Cupra TCR DSG	10	2	1:57.620	3.818	0.493	142.4

CAR #27 ALL QUALIFYING TIMES CANCELLED STEWARDS DECISION Nº 4

Published at:.....

Track Temp: 17.8 °C Air Temp: 21.9 °C

Humidity: 65 %

Track Status: DRY

Stewards:	Race Director:	Timekeeper:
-----------	----------------	-------------





Circuit de Barcelona
TCR Europe
Qualifying - 2
Provisional Results



Cls	Nº	Driver	Nat	Team	Nat	Vehicle	Laps	Best	Time	Gap	Interval	Km/h
1	9	Attila Tassi	HUN	Hell Energy Racing with KCMG	HUN	Honda Civic Type R FK7 TCR	6	5	1:53.861			147.1
2	99	Josh Files	GBR	Hell Energy Racing with KCMG	GBR	Honda Civic Type R FK7 TCR	6	2	1:53.902	0.041	0.041	147.1
3	25	Mikel Azcona	ESP	PCR Sport	ESP	Cupra TCR	4	2	1:54.167	0.306	0.265	146.7
4	62	Dušan Borkovic	SRB	Target Competition	SRB	Hyundai i30 N TCR	6	2	1:54.186	0.325	0.019	146.7
5	555	Norbert Michelisz	HUN	M1RA	HUN	Hyundai i30 N TCR	6	2	1:54.198	0.337	0.012	146.7
6	116	Ashley Sutton	GBR	WestCoast Racing	GBR	Volkswagen Golf GTI TCR	5	2	1:54.367	0.506	0.169	146.5
7	94	Kris Richard	SUI	Target Competition	SUI	Hyundai i30 N TCR	6	4	1:54.385	0.524	0.018	146.5
8	999	Dániel Nagy	HUN	M1RA	HUN	Hyundai i30 N TCR	6	5	1:54.461	0.600	0.076	146.4
9	909	Mike Halder	GER	Hell Energy Racing with KCMG	GER	Honda Civic Type R FK7 TCR	6	5	1:54.473	0.612	0.012	146.3
10	15	Peter Terting	GER	Target Competition	GER	Hyundai i30 N TCR	6	5	1:54.521	0.660	0.048	146.3
11	4	Julien Briché	FRA	JSB Compétition	FRA	Peugeot 308 TCR	6	3	1:54.629	0.768	0.108	146.1
12	8	Reece Barr	IRE	Target Competition	IRE	Hyundai i30 N TCR	4	2	1:54.899	1.038	0.270	145.8

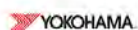
Published at:.....

Track Temp: 17.6 °C Air Temp: 22.3 °C Humidity: 63 % Track Status: DRY

Stewards:

Race Director:

Timekeeper:





Circuit de Barcelona
TCR Europe
Qualifying - 2
Lap Analysis



4

Julien Briché

Peugeot 308 TCR

94

Kris Richard

Hyundai i30 N TCR

JSB Compétition

Target Competition

Lap	D	Time	Sector 1	Sector 2	Sector 3	T. Spd	Elapsed	Lap	D	Time	Sector 1	Sector 2	Sector 3	T. Spd	Elapsed
1		12:18:08.342	12:16:39.148	50.244	38.950	152.5	12:18:08.342	1		12:17:07.475	12:15:42.785	46.884	37.806	161.6	12:17:07.475
2		1:54.838	32.714	44.746	37.378	238.9	12:20:03.180	2		1:59.525 P	33.250	44.637	41.638	236.3	12:19:07.000
3		1:54.629	32.598	44.687	37.344	239.4	12:21:57.809	3		3:20.979	1:57.017	45.951	38.011	169.2	12:22:27.979
4		2:13.944	34.525	56.843	42.576	240.5	12:24:11.753	4		1:54.385	32.607	44.347	37.431	234.7	12:24:22.364
5		1:55.089	32.811	44.862	37.416	240.5	12:26:06.842	5		1:54.530	32.639	44.564	37.327	236.8	12:26:16.894
6		2:20.523 P	33.713	45.766	1:01.044	240.0	12:28:27.365	6		3:00.512 P	44.068	1:04.601	1:11.843	182.4	12:29:17.406

8

Reece Barr

Hyundai i30 N TCR

99

Josh Files

Honda Civic Type R FK7 TCR

Target Competition

Hell Energy Racing with KCMG

Lap	D	Time	Sector 1	Sector 2	Sector 3	T. Spd	Elapsed	Lap	D	Time	Sector 1	Sector 2	Sector 3	T. Spd	Elapsed
1		12:17:08.595	12:15:41.356	49.320	37.919	160.2	12:17:08.595	1		12:17:12.949	12:15:45.712	47.962	39.275	160.2	12:17:12.949
2		1:54.899	32.671	44.720	37.508	237.3	12:19:03.494	2		1:53.902	32.159	44.589	37.154	242.1	12:19:06.851
3		1:54.985	32.645	44.682	37.658	236.3	12:20:58.479	3		2:01.921 P	33.084	45.977	42.860	242.6	12:21:08.772
4		2:01.507 P	32.904	45.051	43.552	235.2	12:22:59.986	4		3:21.457	1:56.427	46.683	38.347	161.1	12:24:30.229
								5		1:54.117	32.190	44.316	37.611	241.6	12:26:24.346
								6		2:39.457 P	39.956	1:00.150	59.351	183.0	12:29:03.803

9

Attila Tassi

Honda Civic Type R FK7 TCR

Hell Energy Racing with KCMG

116

Ashley Sutton

Volkswagen Golf GTI TCR

WestCoast Racing

Lap	D	Time	Sector 1	Sector 2	Sector 3	T. Spd	Elapsed	Lap	D	Time	Sector 1	Sector 2	Sector 3	T. Spd	Elapsed
1		12:17:16.008	12:15:46.215	49.636	40.157	157.2	12:17:16.008	1		12:17:31.779	12:16:02.400	50.346	39.033	90.6	12:17:31.779
2		1:54.260	32.444	44.372	37.444	241.0	12:19:10.268	2		1:54.367	32.487	44.417	37.463	241.6	12:19:26.146
3		2:00.696 P	32.669	45.318	42.709	241.6	12:21:10.964	3		2:14.477	38.905	53.349	42.223	241.0	12:21:40.623
4		3:22.201	1:55.281	46.983	39.937	166.9	12:24:33.165	4		1:55.073	32.692	44.803	37.578	240.5	12:23:35.696
5		1:53.861	32.365	44.363	37.133	242.1	12:26:27.026	5		2:33.835 P	42.506	56.432	54.897	159.5	12:26:09.531
6		2:31.223 P	37.573	58.318	55.332	193.5	12:28:58.249								

15

Peter Terting

Hyundai i30 N TCR

Target Competition

555

Norbert Michelisz

Hyundai i30 N TCR

M1RA

Lap	D	Time	Sector 1	Sector 2	Sector 3	T. Spd	Elapsed	Lap	D	Time	Sector 1	Sector 2	Sector 3	T. Spd	Elapsed
1		12:17:09.454	12:15:44.105	47.261	38.088	156.0	12:17:09.454	1		12:17:23.179	12:15:51.597	50.762	40.820	164.3	12:17:23.179
2		1:54.821	32.680	44.809	37.332	239.4	12:19:04.275	2		1:54.198	32.517	44.351	37.330	238.4	12:19:17.377
3		2:00.058 P	32.607	44.871	42.580	238.4	12:21:04.333	3		1:59.516 P	32.653	45.075	41.788	237.8	12:21:16.893
4		3:32.278	2:05.777	46.853	39.648	159.0	12:24:36.611	4		3:21.105	1:54.850	47.112	39.143	158.5	12:24:37.998
5		1:54.521	32.477	44.733	37.311	240.0	12:26:31.132	5		1:54.251	32.399	44.357	37.495	238.4	12:26:32.249
6		2:51.254 P	38.791	1:01.202	1:11.261	195.6	12:29:22.386	6		2:54.336 P	39.775	1:00.515	1:14.046	222.2	12:29:26.585

25

Mikel Azcona

Cupra TCR

PCR Sport

909

Mike Halder

Honda Civic Type R FK7 TCR

Hell Energy Racing with KCMG

Lap	D	Time	Sector 1	Sector 2	Sector 3	T. Spd	Elapsed	Lap	D	Time	Sector 1	Sector 2	Sector 3	T. Spd	Elapsed
1		12:17:21.842	12:15:50.584	50.762	40.496	169.2	12:17:21.842	1		12:17:18.472	12:15:48.004	49.590	40.878	161.4	12:17:18.472
2		1:54.167	32.429	44.542	37.196	243.2	12:19:16.009	2		1:55.111	32.443	44.666	38.002	242.1	12:19:13.583
3		1:54.655	32.430	44.704	37.521	243.2	12:21:10.664	3		1:59.697 P	32.819	45.079	41.799	242.1	12:21:13.280
4		2:13.770 P	35.032	50.879	47.859	242.6	12:23:24.434	4		3:22.506	1:54.855	47.522	40.129	163.1	12:24:35.786
								5		1:54.473	32.338	44.887	37.248	242.6	12:26:30.259
								6		2:49.750 P	39.095	1:01.323	1:09.332	196.0	12:29:20.009

62

Dušan Borkovic

Hyundai i30 N TCR

Target Competition

999

Dániel Nagy

Hyundai i30 N TCR

M1RA

Lap	D	Time	Sector 1	Sector 2	Sector 3	T. Spd	Elapsed	Lap	D	Time	Sector 1	Sector 2	Sector 3	T. Spd	Elapsed
1		12:17:06.555	12:15:39.731	48.639	38.185	161.4	12:17:06.555	1		12:17:24.899	12:15:52.237	51.017	41.645	168.7	12:17:24.899
2		1:54.186	32.612	44.496	37.078	235.8	12:19:00.741	2		1:54.901	32.475	44.777	37.649	237.8	12:19:19.800
3		1:59.193 P	32.681	44.931	41.581	236.8	12:20:59.934	3		1:59.517 P	32.625	44.912	41.980	238.4	12:21:19.317
4		3:16.510	1:53.087	45.809	37.614	147.3	12:24:16.444	4		3:23.512	2:00.964	44.962	37.586	170.0	12:24:42.829
5		1:54.481	32.562	44.487	37.432	237.8	12:26:10.925	5		1:54.461	32.580	44.506	37.375	237.3	12:26:37.290
6		2:59.463 P	46.886	1:08.558	1:04.019	145.5	12:29:10.388	6		2:51.568 P	37.804	59.703	1:14.061	219.9	12:29:28.858

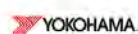




Circuit de Barcelona
 TCR Europe
 Qualifying - 2
 Best Sectors Results



Sector - 1				Sector - 2				Sector - 3				Ideal Lap vs Best Lap			
Clas	Nº	Driver	Time	Nº	Driver	Time	Nº	Driver	Time	Clas	Nº	Driver	Ideal Lap	Best Lap	Clas
1	99	Josh Files	32.159	99	Josh Files	44.316	62	Dušan Borkovic	37.078	1	99	Josh Files	1:53.629	1:53.902	2
2	90	Mike Halder	32.338	94	Kris Richard	44.347	9	Attila Tassi	37.133	2	9	Attila Tassi	1:53.861	1:53.861	1
3	9	Attila Tassi	32.365	555	Norbert Michelisz	44.351	99	Josh Files	37.154	3	555	Norbert Michelisz	1:54.080	1:54.198	5
4	55	Norbert Michelisz	32.399	9	Attila Tassi	44.363	25	Mikel Azcona	37.196	4	62	Dušan Borkovic	1:54.127	1:54.186	4
5	25	Mikel Azcona	32.429	116	Ashley Sutton	44.417	909	Mike Halder	37.248	5	25	Mikel Azcona	1:54.167	1:54.167	3
6	99	Dániel Nagy	32.475	62	Dušan Borkovic	44.487	15	Peter Terting	37.311	6	909	Mike Halder	1:54.252	1:54.473	9
7	15	Peter Terting	32.477	999	Dániel Nagy	44.506	94	Kris Richard	37.327	7	94	Kris Richard	1:54.281	1:54.385	7
8	11	Ashley Sutton	32.487	25	Mikel Azcona	44.542	555	Norbert Michelisz	37.330	8	999	Dániel Nagy	1:54.356	1:54.461	8
9	62	Dušan Borkovic	32.562	909	Mike Halder	44.666	4	Julien Briché	37.344	9	116	Ashley Sutton	1:54.367	1:54.367	6
10	4	Julien Briché	32.598	8	Reece Barr	44.682	999	Dániel Nagy	37.375	10	15	Peter Terting	1:54.521	1:54.521	10
11	94	Kris Richard	32.607	4	Julien Briché	44.687	116	Ashley Sutton	37.463	11	4	Julien Briché	1:54.629	1:54.629	11
12	8	Reece Barr	32.645	15	Peter Terting	44.733	8	Reece Barr	37.508	12	8	Reece Barr	1:54.835	1:54.899	12





Circuit de Barcelona
 TCR Europe
 Qualifying - 2
 Best 5 Lap Times



Cls	Nº	Driver	Nat	Team	Nat	Vehicle	Best 1		Best 2		Best 3		Best 4		Best 5	
							Time	Lap	Time	Lap	Time	Lap	Time	Lap	Time	Lap
1	9	Attila Tassi	HUN	Hell Energy Racing with KCMG	HUN	Honda Civic Type R FK7 TCR	1:53.861	5	1:54.260	2	2:00.696	3	2:31.223	6	3:22.201	4
2	99	Josh Files	GBR	Hell Energy Racing with KCMG	GBR	Honda Civic Type R FK7 TCR	1:53.902	2	1:54.117	5	2:01.921	3	2:39.457	6	3:21.457	4
3	25	Mikel Azcona	ESP	PCR Sport	ESP	Cupra TCR	1:54.167	2	1:54.655	3	2:13.770	4				
4	62	Dušan Borković	SRB	Target Competition	SRB	Hyundai i30 N TCR	1:54.186	2	1:54.481	5	1:59.193	3	2:59.463	6	3:16.510	4
5	555	Norbert Michelisz	HUN	M1RA	HUN	Hyundai i30 N TCR	1:54.198	2	1:54.251	5	1:59.516	3	2:54.336	6	3:21.105	4
6	116	Ashley Sutton	GBR	WestCoast Racing	GBR	Volkswagen Golf GTI TCR	1:54.367	2	1:55.073	4	2:14.477	3	2:33.835	5		
7	94	Kris Richard	SUI	Target Competition	SUI	Hyundai i30 N TCR	1:54.385	4	1:54.530	5	1:59.525	2	3:00.512	6	3:20.979	3
8	999	Dániel Nagy	HUN	M1RA	HUN	Hyundai i30 N TCR	1:54.461	5	1:54.901	2	1:59.517	3	2:51.568	6	3:23.512	4
9	909	Mike Halder	GER	Hell Energy Racing with KCMG	GER	Honda Civic Type R FK7 TCR	1:54.473	5	1:55.111	2	1:59.697	3	2:49.750	6	3:22.506	4
10	15	Peter Terting	GER	Target Competition	GER	Hyundai i30 N TCR	1:54.521	5	1:54.821	2	2:00.058	3	2:51.254	6	3:32.278	4
11	4	Julien Briché	FRA	JSB Compétition	FRA	Peugeot 308 TCR	1:54.629	3	1:54.838	2	1:55.089	5	2:13.944	4	2:20.523	6
12	8	Reece Barr	IRE	Target Competition	IRE	Hyundai i30 N TCR	1:54.899	2	1:54.985	3	2:01.507	4				

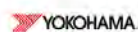




Circuit de Barcelona
 TCR Europe
 Qualifying - 2
 Best 5 Top Speeds



Cls	Nº	Driver	Nat	Team	Nat	Vehicle	Top 1		Top 2		Top 3		Top 4		Top 5		Avg
							Km/h	Lap	Km/h	Lap	Km/h	Lap	Km/h	Lap	Km/h	Lap	
1	25	Mikel Azcona	ESP	PCR Sport	ESP	Cupra TCR	243.2	2	243.2	3	242.6	4	169.2	1			224.6
2	99	Josh Files	GBR	Hell Energy Racing with KCMG	GBR	Honda Civic Type R FK7 TCR	242.6	3	242.1	2	241.6	5	183.0	6	161.1	4	214.1
3	909	Mike Halder	GER	Hell Energy Racing with KCMG	GER	Honda Civic Type R FK7 TCR	242.6	5	242.1	2	242.1	3	196.0	6	163.1	4	217.2
4	9	Attila Tassi	HUN	Hell Energy Racing with KCMG	HUN	Honda Civic Type R FK7 TCR	242.1	5	241.6	3	241.0	2	193.5	6	166.9	4	217.0
5	116	Ashley Sutton	GBR	WestCoast Racing	GBR	Volkswagen Golf GTI TCR	241.6	2	241.0	3	240.5	4	159.5	5	90.6	1	194.6
6	4	Julien Briché	FRA	JSB Compétition	FRA	Peugeot 308 TCR	240.5	4	240.5	5	240.0	6	239.4	3	238.9	2	239.8
7	15	Peter Terting	GER	Target Competition	GER	Hyundai i30 N TCR	240.0	5	239.4	2	238.4	3	195.6	6	159.0	4	214.5
8	555	Norbert Michelisz	HUN	M1RA	HUN	Hyundai i30 N TCR	238.4	2	238.4	5	237.8	3	222.2	6	164.3	1	220.2
9	999	Dániel Nagy	HUN	M1RA	HUN	Hyundai i30 N TCR	238.4	3	237.8	2	237.3	5	219.9	6	170.0	4	220.7
10	62	Dušan Borkovic	SRB	Target Competition	SRB	Hyundai i30 N TCR	237.8	5	236.8	3	235.8	2	161.4	1	147.3	4	203.8
11	8	Reece Barr	IRE	Target Competition	IRE	Hyundai i30 N TCR	237.3	2	236.3	3	235.2	4	160.2	1			217.3
12	94	Kris Richard	SUI	Target Competition	SUI	Hyundai i30 N TCR	236.8	5	236.3	2	234.7	4	182.4	6	169.2	3	211.9





Circuit de Barcelona
 TCR Europe
 Qualifying - 2
 Fastest Laps Sequence



Lap	Time of Day	Session Time	Nº	Driver	Nat	Team	Nat	Vehicle	Time	Km/h
2	12:19:00.741	9:00.741	62	Dušan Borkovic	SRB	Target Competition	SRB	Hyundai i30 N TCR	1:54.186	146.7
2	12:19:06.851	9:06.851	99	Josh Files	GBR	Hell Energy Racing with KCMG	GBR	Honda Civic Type R FK7 TCR	1:53.902	147.1
5	12:26:27.026	16:27.026	9	Attila Tassi	HUN	Hell Energy Racing with KCMG	HUN	Honda Civic Type R FK7 TCR	1:53.861	147.1





Circuit de Barcelona

TCR Europe

Qualifying - 2

Event Best Maximum Speed



Nº	Driver	Nat	Team	Nat	Vehicle	Km/h	Session
69	Jean-Karl Vernay	FRA	Leopard Lukoil Team	FRA	Audi RS3 LMS TCR	247.7	Free Practice - 1
25	Mikel Azcona	ESP	PCR Sport	ESP	Cupra TCR	247.1	Free Practice - 1
23	Francisco Abreu	POR	Sports & You	POR	Peugeot 308 TCR	246.5	Free Practice - 1
27	Enrique Hernand	ESP	Sports & You	ESP	Peugeot 308 TCR	246.0	Free Practice - 1
62	Dušan Borkovic	SRB	Target Competition	SRB	Hyundai i30 N TCR	246.0	Free Practice - 1
34	Stian Paulsen	NOR	Stian Paulsen Racing	NOR	Cupra TCR	245.4	Free Practice - 1
223	Nathanaël Bertho	FRA	Comtoyou Racing	FRA	Audi RS3 LMS TCR	245.4	Free Practice - 1
4	Julien Briche	FRA	JSB Compétition	FRA	Peugeot 308 TCR	244.8	Free Practice - 1
116	Ashley Sutton	GBR	WestCoast Racing	GBR	Volkswagen Golf GTI TCR	244.8	Free Practice - 2
38	Danny Kroes	NED	PCR Sport	NED	Cupra TCR	244.3	Free Practice - 1
22	Petr Fulín	CZE	Fulin Race Academy	CZE	Cupra TCR	244.3	Free Practice - 2
88	Maxime Potty	BEL	Comtoyou Racing	BEL	Volkswagen Golf GTI TCR	244.3	Free Practice - 2
17	Martin Ryba	SVK	Brutal Fish Racing Team	SVK	Volkswagen Golf GTI TCR	243.7	Free Practice - 1
10	Viktor Davidovski	MKD	PSS Racing Team	MKD	Honda Civic Type R FK7 TCR	243.2	Free Practice - 1
21	Marie Baus-Cop	FRA	JSB Compétition	FRA	Cupra TCR DSG	243.2	Free Practice - 1
19	Andreas Bäckma	SWE	WestCoast Racing	SWE	Volkswagen Golf GTI TCR	243.2	Free Practice - 2
11	Jens Reno Møller	DEN	Reno Racing	DEN	Honda Civic Type R FK7 TCR	243.2	Free Practice - 2
32	Oliver Taylor	GBR	Pyro Motorsport	GBR	Honda Civic Type R FK7 TCR	243.2	Free Practice - 2
126	Jessica Bäckman	SWE	WestCoast Racing	SWE	Volkswagen Golf GTI TCR	243.2	Free Practice - 2
99	Josh Files	GBR	Hell Energy Racing with KCMG	GBR	Honda Civic Type R FK7 TCR	242.6	Free Practice - 1
909	Mike Halder	GER	Hell Energy Racing with KCMG	GER	Honda Civic Type R FK7 TCR	242.6	Free Practice - 1
35	M. Sathienthirakul	THA	Monlau Competición	THA	Cupra TCR	242.6	Free Practice - 1
28	Jean-Laurent Nav	FRA	MN Développement	FRA	Volkswagen Golf GTI TCR	242.6	Free Practice - 2
8	Reece Barr	IRE	Target Competition	IRE	Hyundai i30 N TCR	242.1	Free Practice - 1
5	Klim Gavrilov	RUS	LTA Rally	RUS	Volkswagen Golf GTI TCR	242.1	Free Practice - 1
111	Nikola Miljković	SRB	LEIN Racing	SRB	Cupra TCR	242.1	Free Practice - 2
555	Norbert Michelisz	HUN	M1RA	HUN	Hyundai i30 N TCR	242.1	Free Practice - 2
42	Stefano Comini	SUI	Autodis Racing by THX	SUI	Honda Civic Type R FK7 TCR	242.1	Qualifying - 1
9	Attila Tassi	HUN	Hell Energy Racing with KCMG	HUN	Honda Civic Type R FK7 TCR	242.1	Qualifying - 2
15	Peter Terting	GER	Target Competition	GER	Hyundai i30 N TCR	241.6	Free Practice - 2
94	Kris Richard	SUI	Target Competition	SUI	Hyundai i30 N TCR	241.0	Free Practice - 1
999	Dániel Nagy	HUN	M1RA	HUN	Hyundai i30 N TCR	241.0	Free Practice - 2





Circuit de Barcelona
TCR Europe
Qualifying - 2
Pit Stop Analysis



9 Attila Tassi Honda Hell Energy Racing with KCMG
 Honda Civic Type R FK7 TCR

Nr.	In Day Time	In Time	Out Time	Pit Time	T. Pit Time	Handicap	Penalty
1	12:21:08.554	12:21:08.554	12:22:31.405	1:22.851	1:22.851		

15 Peter Terting Hyundai Target Competition
 Hyundai i30 N TCR

Nr.	In Day Time	In Time	Out Time	Pit Time	T. Pit Time	Handicap	Penalty
1	12:21:01.872	12:21:01.872	12:22:34.652	1:32.780	1:32.780		

62 Dušan Borkovic Hyundai Target Competition
 Hyundai i30 N TCR

Nr.	In Day Time	In Time	Out Time	Pit Time	T. Pit Time	Handicap	Penalty
1	12:20:57.348	12:20:57.348	12:22:18.263	1:20.915	1:20.915		

94 Kris Richard Hyundai Target Competition
 Hyundai i30 N TCR

Nr.	In Day Time	In Time	Out Time	Pit Time	T. Pit Time	Handicap	Penalty
1	12:19:04.567	12:19:04.567	12:20:30.048	1:25.481	1:25.481		

99 Josh Files Honda Hell Energy Racing with KCMG
 Honda Civic Type R FK7 TCR

Nr.	In Day Time	In Time	Out Time	Pit Time	T. Pit Time	Handicap	Penalty
1	12:21:06.362	12:21:06.362	12:22:29.716	1:23.354	1:23.354		

555 Norbert Michelisz Hyundai M1RA
 Hyundai i30 N TCR

Nr.	In Day Time	In Time	Out Time	Pit Time	T. Pit Time	Handicap	Penalty
1	12:21:14.465	12:21:14.465	12:22:36.659	1:22.194	1:22.194		

909 Mike Halder Honda Hell Energy Racing with KCMG
 Honda Civic Type R FK7 TCR

Nr.	In Day Time	In Time	Out Time	Pit Time	T. Pit Time	Handicap	Penalty
1	12:21:10.750	12:21:10.750	12:22:32.965	1:22.215	1:22.215		

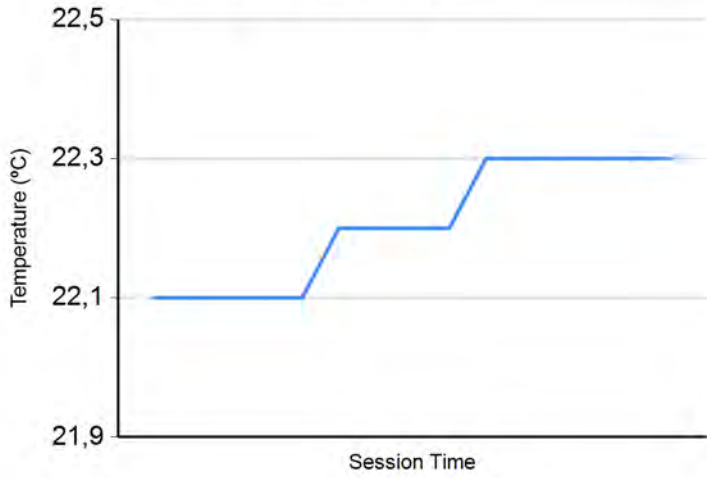
999 Dániel Nagy Hyundai M1RA
 Hyundai i30 N TCR

Nr.	In Day Time	In Time	Out Time	Pit Time	T. Pit Time	Handicap	Penalty
1	12:21:16.887	12:21:16.887	12:22:47.118	1:30.231	1:30.231		

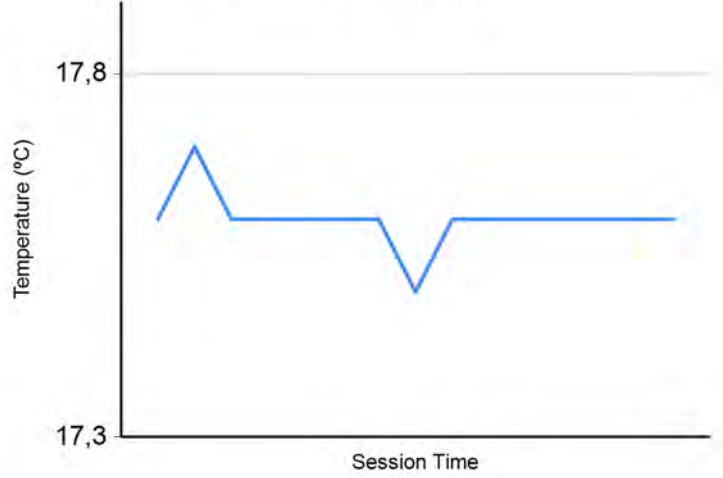




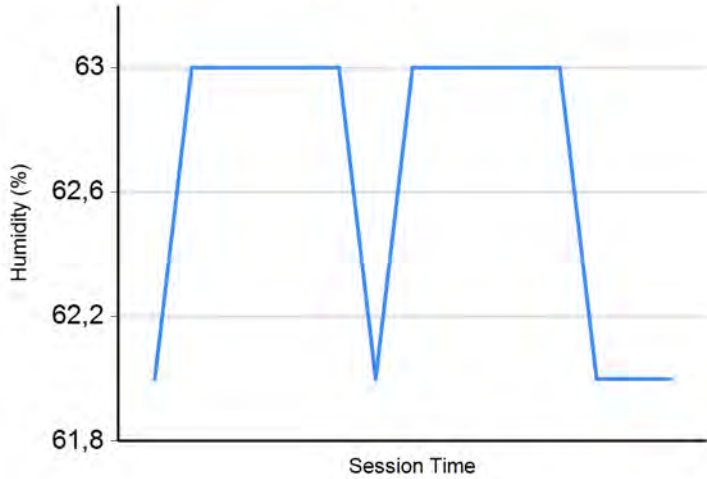
Air Temperature



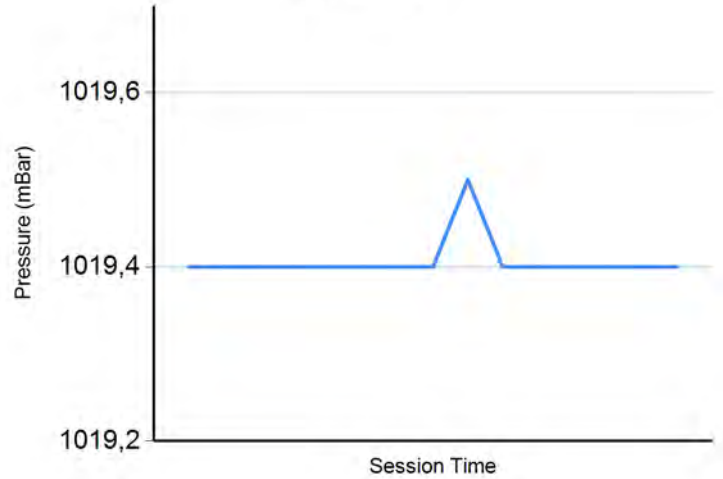
Track Temperature



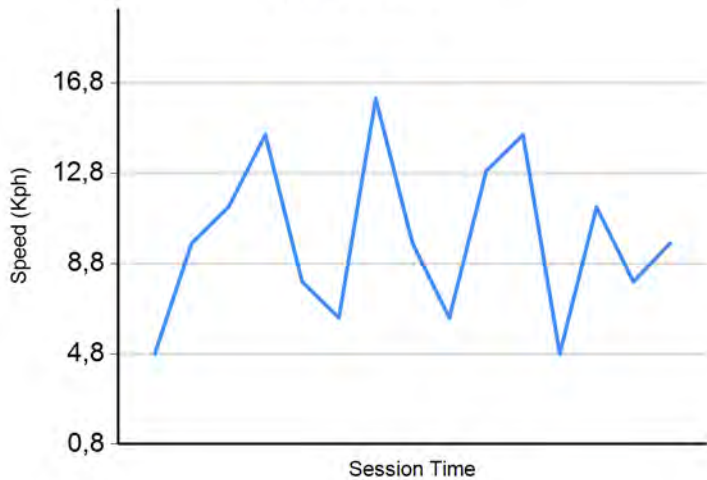
Humidity



Pressure

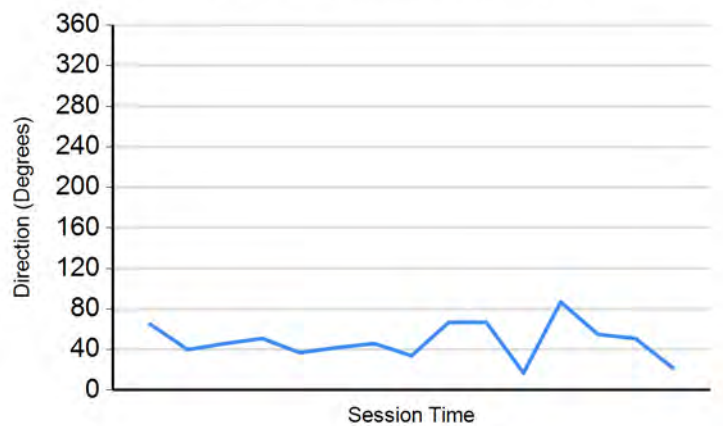


Wind Speed



Wind direction

North = 0°/360° Est = 90° South = 180° West = 270°





Circuit de Barcelona

TCR Europe
Qualifying 1 - 2
Final Results



Cls	Nº	Driver	Nat	Team	Nat	Vehicle	Laps	Best	Time	Gap	Interval	Km/h
1	9	Attila Tassi	HUN	Hell Energy Racing with KCMG	HUN	Honda Civic Type R FK7 TCR	6	5	1:53.861			147.1
2	99	Josh Files	GBR	Hell Energy Racing with KCMG	GBR	Honda Civic Type R FK7 TCR	6	2	1:53.902	0.041	0.041	147.1
3	25	Mikel Azcona	ESP	PCR Sport	ESP	Cupra TCR	4	2	1:54.167	0.306	0.265	146.7
4	62	Dušan Borkovic	SRB	Target Competition	SRB	Hyundai i30 N TCR	6	2	1:54.186	0.325	0.019	146.7
5	555	Norbert Michelisz	HUN	M1RA	HUN	Hyundai i30 N TCR	6	2	1:54.198	0.337	0.012	146.7
6	116	Ashley Sutton	GBR	WestCoast Racing	GBR	Volkswagen Golf GTI TCR	5	2	1:54.367	0.506	0.169	146.5
7	999	Dániel Nagy	HUN	M1RA	HUN	Hyundai i30 N TCR	6	5	1:54.461	0.600	0.094	146.4
8	909	Mike Halder	GER	Hell Energy Racing with KCMG	GER	Honda Civic Type R FK7 TCR	6	5	1:54.473	0.612	0.012	146.3
9	15	Peter Terting	GER	Target Competition	GER	Hyundai i30 N TCR	6	5	1:54.521	0.660	0.048	146.3
10	94	Kris Richard	SUI	Target Competition	SUI	Hyundai i30 N TCR	6	5	1:54.530	0.669	0.009	146.3
11	4	Julien Briché	FRA	JSB Compétition	FRA	Peugeot 308 TCR	6	3	1:54.629	0.768	0.099	146.1
12	8	Reece Barr	IRE	Target Competition	IRE	Hyundai i30 N TCR	4	2	1:54.899	1.038	0.270	145.8

CAR #94 CANCELLATION THE TIME MADE ON LAP 4 IN QUALIFYING 2 AND DROP OF 10 GRID POSITIONS FOR RACE 2 DECISION Nº 3
 CAR #27 ALL QUALIFYING TIMES CANCELLED STEWARDS DECISION Nº 4

Published at:.....

Track Temp: 17.6 °C Air Temp: 22.3 °C Humidity: 63 % Track Status: DRY

Stewards:	Race Director:	Timekeeper: 
-----------	----------------	---





Circuit de Barcelona

TCR Europe
Qualifying 1 - 2
Final Results



Cls	Nº	Driver	Nat	Team	Nat	Vehicle	Laps	Qualifying - 1	Qualifying - 2	Best	Gap	Interval	Km/h		
1	9	Attila Tassi	HUN	Hell Energy Racing with KCMG	HUN	Honda Civic Type R FK7 TCR	14	1:54.238	7	1:53.861	5	1:53.861	147.1		
2	99	Josh Files	GBR	Hell Energy Racing with KCMG	GBR	Honda Civic Type R FK7 TCR	13	1:54.238	4	1:53.902	2	1:53.902	0.041	0.041	147.1
3	25	Mikel Azcona	ESP	PCR Sport	ESP	Cupra TCR	12	1:53.802	7	1:54.167	2	1:53.802	-0.059	-0.100	147.2
4	62	Dušan Borkovic	SRB	Target Competition	SRB	Hyundai i30 N TCR	14	1:54.057	6	1:54.186	2	1:54.057	0.196	0.255	146.9
5	555	Norbert Michelisz	HUN	M1RA	HUN	Hyundai i30 N TCR	13	1:54.161	3	1:54.198	2	1:54.161	0.300	0.104	146.7
6	116	Ashley Sutton	GBR	WestCoast Racing	GBR	Volkswagen Golf GTI TCR	13	1:53.996	7	1:54.367	2	1:53.996	0.135	-0.165	147.0
7	999	Dániel Nagy	HUN	M1RA	HUN	Hyundai i30 N TCR	14	1:54.336	3	1:54.461	5	1:54.336	0.475	0.340	146.5
8	909	Mike Halder	GER	Hell Energy Racing with KCMG	GER	Honda Civic Type R FK7 TCR	14	1:54.226	7	1:54.473	5	1:54.226	0.365	-0.110	146.7
9	15	Peter Terting	GER	Target Competition	GER	Hyundai i30 N TCR	14	1:54.595	6	1:54.521	5	1:54.521	0.660	0.295	146.3
10	94	Kris Richard	SUI	Target Competition	SUI	Hyundai i30 N TCR	12	1:54.098	3	1:54.530	5	1:54.098	0.237	-0.423	146.8
11	4	Julien Briché	FRA	JSB Compétition	FRA	Peugeot 308 TCR	14	1:54.466	4	1:54.629	3	1:54.466	0.605	0.368	146.4
12	8	Reece Barr	IRE	Target Competition	IRE	Hyundai i30 N TCR	12	1:54.627	6	1:54.899	2	1:54.627	0.766	0.161	146.1
13	69	Jean-Karl Vernay	FRA	Leopard Lukoil Team	FRA	Audi RS3 LMS TCR	8	1:54.672	7			1:54.672	0.811	0.045	146.1
14	88	Maxime Potty	BEL	Comtoyou Racing	BEL	Volkswagen Golf GTI TCR	9	1:54.776	5			1:54.776	0.915	0.104	146.0
15	34	Stian Paulsen	NOR	Stian Paulsen Racing	NOR	Cupra TCR	9	1:54.817	7			1:54.817	0.956	0.041	145.9
16	19	Andreas Bäckman	SW	WestCoast Racing	SW	Volkswagen Golf GTI TCR	8	1:54.931	4			1:54.931	1.070	0.114	145.8
17	32	Oliver Taylor	GBR	Pyro Motorsport	GBR	Honda Civic Type R FK7 TCR	9	1:55.006	4			1:55.006	1.145	0.075	145.7
18	223	Nathanaël Berthon	FRA	Comtoyou Racing	FRA	Audi RS3 LMS TCR	5	1:55.145	4			1:55.145	1.284	0.139	145.5
19	23	Francisco Abreu	POR	Sports & You	POR	Peugeot 308 TCR	10	1:55.161	2			1:55.161	1.300	0.016	145.5
20	5	Klim Gavrilov	RUS	LTA Rally	RUS	Volkswagen Golf GTI TCR	9	1:55.162	6			1:55.162	1.301	0.001	145.5
21	126	Jessica Bäckman	SW	WestCoast Racing	SW	Volkswagen Golf GTI TCR	9	1:55.307	3			1:55.307	1.446	0.145	145.3
22	11	Jens Reno Møller	DEN	Reno Racing	DEN	Honda Civic Type R FK7 TCR	10	1:55.447	9			1:55.447	1.586	0.140	145.1
23	38	Danny Kroes	NED	PCR Sport	NED	Cupra TCR	9	1:55.475	7			1:55.475	1.614	0.028	145.1
24	22	Petr Fulín	CZE	Fulin Race Academy	CZE	Cupra TCR	8	1:55.649	3			1:55.649	1.788	0.174	144.9
25	10	Viktor Davidovski	MKD	PSS Racing Team	MKD	Honda Civic Type R FK7 TCR	10	1:55.658	3			1:55.658	1.797	0.009	144.8
26	42	Stefano Comini	SUI	Autodis Racing by THX	SUI	Honda Civic Type R FK7 TCR	10	1:56.035	7			1:56.035	2.174	0.377	144.4
27	17	Martin Ryba	SVK	Brutal Fish Racing Team	SVK	Volkswagen Golf GTI TCR	10	1:56.764	4			1:56.764	2.903	0.729	143.5
28	35	M. Sathienthirakul	THA	Monlau Competición	THA	Cupra TCR	8	1:56.776	4			1:56.776	2.915	0.012	143.5
29	111	Nikola Miljković	SRB	LEIN Racing	SRB	Cupra TCR	9	1:56.869	8			1:56.869	3.008	0.093	143.3
30	28	Jean-Laurent Navarro	FRA	MN Développement	FRA	Volkswagen Golf GTI TCR	8	1:57.127	4			1:57.127	3.266	0.258	143.0
31	21	Marie Baus-Coppens	FRA	JSB Compétition	FRA	Cupra TCR DSG	10	1:57.620	2			1:57.620	3.759	0.493	142.4

CAR #27 ALL QUALIFYING TIMES CANCELLED STEWARDS DECISION N° 4
 CAR #94 CANCELLATION THE TIME MADE ON LAP 4 IN QUALIFYING 2 AND DROP OF 10 GRID POSITIONS FOR RACE 2 DECISION N° 3

Published at:.....

Stewards:	Race Director:	Timekeeper:
------------------	-----------------------	------------------------





Circuit de Barcelona
TCR Europe
Race - 1
Starting Grid



32	27	HERNANDO	
30	28	NAVARRO	1:57.127
28	111	MILJKOVIC	1:56.869
26	17	RYBA	1:56.764
24	10	DAVIDOVSKI	1:55.658
22	38	KROES	1:55.475
20	126	J.BÄCKMAN	1:55.307
18	223	BERTHON	1:55.145
16	19	A.BÄCKMAN	1:54.931
14	88	POTTY	1:54.776
12	8	BARR	1:54.899
10	94	RICHARD	1:54.530
8	909	HALDER	1:54.473
6	116	SUTTON	1:54.367
4	62	BORKOVIC	1:54.186
2	99	FILES	1:53.902

.16.	31	21	BAUS-COPPENS	1:57.620
.15.	29	23	ABREU	1:55.161
.14.	27	35	SATHIENTHIRAKUL	1:56.776
.13.	25	42	COMINI	1:56.035
.12.	23	22	FULÍN	1:55.649
.11.	21	11	MØLLER	1:55.447
.10.	19	5	GAVRILOV	1:55.162
.9.	17	32	TAYLOR	1:55.006
.8.	15	34	PAULSEN	1:54.817
.7.	13	69	VERNAY	1:54.672
.6.	11	4	BRICHÉ	1:54.629
.5.	9	15	TERTING	1:54.521
.4.	7	999	NAGY	1:54.461
.3.	5	555	MICHELISZ	1:54.198
.2.	3	25	AZCONA	1:54.167
.1.	1	9	TASSI	1:53.861



Pole

CAR #23 DROP 10 GRID POSITIONS REF ARTICLE 44.2

Published at:.....

Stewards:	Timekeeper: 
-----------	---





Circuit de Barcelona

TCR Europe

Race - 1

Provisional Results




Cls	Nº	Driver	Nat	Team	Nat	Vehicle	Laps	Total Time	Gap	Interval	Km/h	Best	Time	Km/h
1	9	Attila Tassi	HUN	Hell Energy Racing with KCMG	HUN	Honda Civic Type R FK7 TCR	12	25:27.908			131.6	5	1:55.413	145.2
2	62	Dušan Borkovic	SRB	Target Competition	SRB	Hyundai i30 N TCR	12	25:31.330	3.422	3.422	131.3	4	1:55.611	144.9
3	555	Norbert Michelisz	HUN	M1RA	HUN	Hyundai i30 N TCR	12	25:31.807	3.899	0.477	131.2	4	1:55.449	145.1
4	116	Ashley Sutton	GBR	WestCoast Racing	GBR	Volkswagen Golf GTI TCR	12	25:33.242	5.334	1.435	131.1	4	1:55.466	145.1
5	25	Mikel Azcona	ESP	PCR Sport	ESP	Cupra TCR	12	25:34.001	6.093	0.759	131.0	4	1:55.547	145.0
6	69	Jean-Karl Vernay	FRA	Leopard Lukoil Team	FRA	Audi RS3 LMS TCR	12	25:34.574	6.666	0.573	131.0	4	1:55.352	145.2
7	999	Dániel Nagy	HUN	M1RA	HUN	Hyundai i30 N TCR	12	25:35.252	7.344	0.678	130.9	4	1:55.482	145.1
8	94	Kris Richard	SUI	Target Competition	SUI	Hyundai i30 N TCR	12	25:35.924	8.016	0.672	130.9	5	1:55.906	144.5
9	4	Julien Briché	FRA	JSB Compétition	FRA	Peugeot 308 TCR	12	25:37.264	9.356	1.340	130.8	5	1:55.716	144.8
10	8	Reece Barr	IRE	Target Competition	IRE	Hyundai i30 N TCR	12	25:37.957	10.049	0.693	130.7	5	1:55.744	144.7
11	15	Peter Terting	GER	Target Competition	GER	Hyundai i30 N TCR	12	25:39.273	11.365	1.316	130.6	8	1:56.304	144.0
12	34	Stian Paulsen	NOR	Stian Paulsen Racing	NOR	Cupra TCR	12	25:41.663	13.755	2.390	130.4	5	1:55.864	144.6
13	19	Andreas Bäckman	SW	WestCoast Racing	SW	Volkswagen Golf GTI TCR	12	25:42.741	14.833	1.078	130.3	4	1:56.432	143.9
14	32	Oliver Taylor	GBR	Pyro Motorsport	GBR	Honda Civic Type R FK7 TCR	12	25:44.733	16.825	1.992	130.1	4	1:56.531	143.8
15	88	Maxime Potty	BEL	Comtoy Racing	BEL	Volkswagen Golf GTI TCR	12	25:45.763	17.855	1.030	130.0	11	1:57.119	143.0
16	126	Jessica Bäckman	SW	WestCoast Racing	SW	Volkswagen Golf GTI TCR	12	25:49.629	21.721	3.866	129.7	5	1:57.114	143.0
17	10	Viktor Davidovski	MKD	PSS Racing Team	MKD	Honda Civic Type R FK7 TCR	12	25:50.857	22.949	1.228	129.6	5	1:57.055	143.1
18	17	Martin Ryba	SVK	Brutal Fish Racing Team	SVK	Volkswagen Golf GTI TCR	12	25:58.203	30.295	7.346	129.0	4	1:56.961	143.2
19	35	M. Sathienthirakul	THA	Monlau Competición	THA	Cupra TCR	12	25:58.676	30.768	0.473	129.0	6	1:57.718	142.3
20	27	Enrique Hernando	ESP	Sports & You	ESP	Peugeot 308 TCR	12	26:00.500	32.592	1.824	128.8	6	1:57.653	142.4
21	22	Petr Fulín	CZE	Fulin Race Academy	CZE	Cupra TCR	12	26:01.476	33.568	0.976	128.7	8	1:57.860	142.1
22	21	Marie Baus-Coppens	FRA	JSB Compétition	FRA	Cupra TCR DSG	12	26:03.163	35.255	1.687	128.6	6	1:58.192	141.7
23	28	Jean-Laurent Navarro	FRA	MN Développement	FRA	Volkswagen Golf GTI TCR	12	26:03.679	35.771	0.516	128.6	6	1:57.424	142.7
24	5	Klim Gavrilov	RUS	LTA Rally	RUS	Volkswagen Golf GTI TCR	12	26:10.286	42.378	6.607	128.0	7	1:57.146	143.0
25	99	Josh Files	GBR	Hell Energy Racing with KCMG	GBR	Honda Civic Type R FK7 TCR	10	21:57.327	2 Laps	2 Laps	127.2	4	1:55.555	145.0
26	11	Jens Reno Møller	DEN	Reno Racing	DEN	Honda Civic Type R FK7 TCR	9	20:21.473	3 Laps	1 Lap	123.4	6	1:57.030	143.1
Not classified: (Requirements: 75% of number laps of leader = 9 Laps)														
	909	Mike Halder	GER	Hell Energy Racing with KCMG	GER	Honda Civic Type R FK7 TCR	8	18:15.606	4 Laps	1 Lap	122.3	5	1:55.848	144.6
	223	Nathanaël Berthon	FRA	Comtoy Racing	FRA	Audi RS3 LMS TCR	6	14:06.839	6 Laps	2 Laps	118.7	4	1:56.399	143.9
	42	Stefano Comini	SUI	Autodis Racing by THX	SUI	Honda Civic Type R FK7 TCR	5	12:13.352	7 Laps	1 Lap	114.2	4	2:00.840	138.6
	38	Danny Kroes	NED	PCR Sport	NED	Cupra TCR	4	10:12.540	8 Laps	1 Lap	109.4	4	1:58.236	141.7
	23	Francisco Abreu	POR	Sports & You	POR	Peugeot 308 TCR	1	2:55.832	11 Laps	3 Laps	95.3	1	2:55.832	95.3
	111	Nikola Miljković	SRB	LEIN Racing	SRB	Cupra TCR								

Fastest lap VERNAY in 1:55.352 at 145.3 Km/h in lap 4

Published at:.....

Track Temp: 26.0 °C Air Temp: 23.2 °C Humidity: 63 % Track Status: DRY

Stewards:	Race Director:	Timekeeper: 
-----------	----------------	---





Circuit de Barcelona

TCR Europe

Race - 1

Provisional Classification by Driver Fastest Lap



Cls	Nº	Driver	Nat	Team	Nat	Vehicle	Laps	Best	Time	Gap	Interval	Km/h
1	69	Jean-Karl Vernay	FRA	Leopard Lukoil Team	FRA	Audi RS3 LMS TCR	12	4	1:55.352			145.2
2	9	Attila Tassi	HUN	Hell Energy Racing with KCMG	HUN	Honda Civic Type R FK7 TCR	12	5	1:55.413	0.061	0.061	145.2
3	55	Norbert Michelisz	HUN	M1RA	HUN	Hyundai i30 N TCR	12	4	1:55.449	0.097	0.036	145.1
4	11	Ashley Sutton	GBR	WestCoast Racing	GBR	Volkswagen Golf GTI TCR	12	4	1:55.466	0.114	0.017	145.1
5	99	Dániel Nagy	HUN	M1RA	HUN	Hyundai i30 N TCR	12	4	1:55.482	0.130	0.016	145.1
6	25	Mikel Azcona	ESP	PCR Sport	ESP	Cupra TCR	12	4	1:55.547	0.195	0.065	145.0
7	99	Josh Files	GBR	Hell Energy Racing with KCMG	GBR	Honda Civic Type R FK7 TCR	10	4	1:55.555	0.203	0.008	145.0
8	62	Dušan Borkovic	SRB	Target Competition	SRB	Hyundai i30 N TCR	12	4	1:55.611	0.259	0.056	144.9
9	4	Julien Briché	FRA	JSB Compétition	FRA	Peugeot 308 TCR	12	5	1:55.716	0.364	0.105	144.8
10	8	Reece Barr	IRE	Target Competition	IRE	Hyundai i30 N TCR	12	5	1:55.744	0.392	0.028	144.7
11	90	Mike Halder	GER	Hell Energy Racing with KCMG	GER	Honda Civic Type R FK7 TCR	8	5	1:55.848	0.496	0.104	144.6
12	34	Stian Paulsen	NOR	Stian Paulsen Racing	NOR	Cupra TCR	12	5	1:55.864	0.512	0.016	144.6
13	94	Kris Richard	SUI	Target Competition	SUI	Hyundai i30 N TCR	12	5	1:55.906	0.554	0.042	144.5
14	15	Peter Terting	GER	Target Competition	GER	Hyundai i30 N TCR	12	8	1:56.304	0.952	0.398	144.0
15	22	Nathanaël Bertho	FRA	Comtoyou Racing	FRA	Audi RS3 LMS TCR	6	4	1:56.399	1.047	0.095	143.9
16	19	Andreas Bäckma	SWE	WestCoast Racing	SWE	Volkswagen Golf GTI TCR	12	4	1:56.432	1.080	0.033	143.9
17	32	Oliver Taylor	GBR	Pyro Motorsport	GBR	Honda Civic Type R FK7 TCR	12	4	1:56.531	1.179	0.099	143.8
18	17	Martin Ryba	SVK	Brutal Fish Racing Team	SVK	Volkswagen Golf GTI TCR	12	4	1:56.961	1.609	0.430	143.2
19	11	Jens Reno Møller	DEN	Reno Racing	DEN	Honda Civic Type R FK7 TCR	9	6	1:57.030	1.678	0.069	143.1
20	10	Viktor Davidovski	MKD	PSS Racing Team	MKD	Honda Civic Type R FK7 TCR	12	5	1:57.055	1.703	0.025	143.1
21	12	Jessica Bäckman	SWE	WestCoast Racing	SWE	Volkswagen Golf GTI TCR	12	5	1:57.114	1.762	0.059	143.0
22	88	Maxime Potty	BEL	Comtoyou Racing	BEL	Volkswagen Golf GTI TCR	12	11	1:57.119	1.767	0.005	143.0
23	5	Klim Gavrilov	RUS	LTA Rally	RUS	Volkswagen Golf GTI TCR	12	7	1:57.146	1.794	0.027	143.0
24	28	Jean-Laurent Nav	FRA	MN Développement	FRA	Volkswagen Golf GTI TCR	12	6	1:57.424	2.072	0.278	142.7
25	27	Enrique Hernand	ESP	Sports & You	ESP	Peugeot 308 TCR	12	6	1:57.653	2.301	0.229	142.4
26	35	M. Sathienthirakul	THA	Monlau Competición	THA	Cupra TCR	12	6	1:57.718	2.366	0.065	142.3
27	22	Petr Fulín	CZE	Fulin Race Academy	CZE	Cupra TCR	12	8	1:57.860	2.508	0.142	142.1
28	21	Marie Baus-Cop	FRA	JSB Compétition	FRA	Cupra TCR DSG	12	6	1:58.192	2.840	0.332	141.7
29	38	Danny Kroes	NED	PCR Sport	NED	Cupra TCR	4	4	1:58.236	2.884	0.044	141.7
30	42	Stefano Comini	SUI	Autodis Racing by THX	SUI	Honda Civic Type R FK7 TCR	5	4	2:00.840	5.488	2.604	138.6
31	23	Francisco Abreu	POR	Sports & You	POR	Peugeot 308 TCR	1	1	2:55.832	1:00.480	54.992	95.3





Circuit de Barcelona

TCR Europe

Race - 1

Distance and Speed Average



Cls	Nº	Driver	Nat	Team	Nat	Vehicle	Cls	Laps	Distance	Total Time	Km/h
1	9	Attila Tassi	HUN	Hell Energy Racing with KCMG	HUN	Honda Civic Type R FK7 TCR	1	12	55.86	25:27.908	131.6
2	62	Dušan Borkovic	SRB	Target Competition	SRB	Hyundai i30 N TCR	1	12	55.86	25:31.330	131.3
3	555	Norbert Michelisz	HUN	M1RA	HUN	Hyundai i30 N TCR	2	12	55.86	25:31.807	131.2
4	116	Ashley Sutton	GBR	WestCoast Racing	GBR	Volkswagen Golf GTI TCR	1	12	55.86	25:33.242	131.1
5	25	Mikel Azcona	ESP	PCR Sport	ESP	Cupra TCR	1	12	55.86	25:34.001	131.0
6	69	Jean-Karl Vernay	FRA	Leopard Lukoil Team	FRA	Audi RS3 LMS TCR	1	12	55.86	25:34.574	131.0
7	999	Dániel Nagy	HUN	M1RA	HUN	Hyundai i30 N TCR	3	12	55.86	25:35.252	130.9
8	94	Kris Richard	SUI	Target Competition	SUI	Hyundai i30 N TCR	4	12	55.86	25:35.924	130.9
9	4	Julien Briché	FRA	JSB Compétition	FRA	Peugeot 308 TCR	1	12	55.86	25:37.264	130.8
10	8	Reece Barr	IRE	Target Competition	IRE	Hyundai i30 N TCR	5	12	55.86	25:37.957	130.7
11	15	Peter Terting	GER	Target Competition	GER	Hyundai i30 N TCR	6	12	55.86	25:39.273	130.6
12	34	Stian Paulsen	NOR	Stian Paulsen Racing	NOR	Cupra TCR	2	12	55.86	25:41.663	130.4
13	19	Andreas Bäckman	SWE	WestCoast Racing	SWE	Volkswagen Golf GTI TCR	2	12	55.86	25:42.741	130.3
14	32	Oliver Taylor	GBR	Pyro Motorsport	GBR	Honda Civic Type R FK7 TCR	2	12	55.86	25:44.733	130.1
15	88	Maxime Potty	BEL	Comtoy Racing	BEL	Volkswagen Golf GTI TCR	3	12	55.86	25:45.763	130.0
16	126	Jessica Bäckman	SWE	WestCoast Racing	SWE	Volkswagen Golf GTI TCR	4	12	55.86	25:49.629	129.7
17	10	Viktor Davidovski	MKD	PSS Racing Team	MKD	Honda Civic Type R FK7 TCR	3	12	55.86	25:50.857	129.6
18	17	Martin Ryba	SVK	Brutal Fish Racing Team	SVK	Volkswagen Golf GTI TCR	5	12	55.86	25:58.203	129.0
19	35	M. Sathienthirakul	THA	Monlau Competición	THA	Cupra TCR	3	12	55.86	25:58.676	129.0
20	27	Enrique Hernando	ESP	Sports & You	ESP	Peugeot 308 TCR	2	12	55.86	26:00.500	128.8
21	22	Petr Fulín	CZE	Fulin Race Academy	CZE	Cupra TCR	4	12	55.86	26:01.476	128.7
22	21	Marie Baus-Coppens	FRA	JSB Compétition	FRA	Cupra TCR DSG	5	12	55.86	26:03.163	128.6
23	28	Jean-Laurent Navarro	FRA	MN Développement	FRA	Volkswagen Golf GTI TCR	6	12	55.86	26:03.679	128.6
24	5	Klim Gavrilov	RUS	LTA Rally	RUS	Volkswagen Golf GTI TCR	7	12	55.86	26:10.286	128.0
25	99	Josh Files	GBR	Hell Energy Racing with KCMG	GBR	Honda Civic Type R FK7 TCR	4	10	46.55	21:57.327	127.2
26	11	Jens Reno Møller	DEN	Reno Racing	DEN	Honda Civic Type R FK7 TCR	5	9	41.89	20:21.473	123.4
Not classified: (Requirements: 75% of number laps of leader = 9 Laps)											
	909	Mike Halder	GER	Hell Energy Racing with KCMG	GER	Honda Civic Type R FK7 TCR	6	8	37.24	18:15.606	122.3
	223	Nathanaël Berthon	FRA	Comtoy Racing	FRA	Audi RS3 LMS TCR	2	6	27.93	14:06.839	118.7
	42	Stefano Comini	SUI	Autodis Racing by THX	SUI	Honda Civic Type R FK7 TCR	7	5	23.27	12:13.352	114.2
	38	Danny Kroes	NED	PCR Sport	NED	Cupra TCR	6	4	18.62	10:12.540	109.4
	23	Francisco Abreu	POR	Sports & You	POR	Peugeot 308 TCR	3	1	04.65	2:55.832	95.3
	111	Nikola Miljković	SRB	LEIN Racing	SRB	Cupra TCR	7				





Circuit de Barcelona

TCR Europe

Race - 1

Lap Analysis



4

Julien Briché

Peugeot 308 TCR

9

Attila Tassi

Honda Civic Type R FK7 TCR

JSB Compétition

Hell Energy Racing with KCMG

Lap	D	Time	Sector 1	Sector 2	Sector 3	T. Spd	Elapsed	Lap	D	Time	Sector 1	Sector 2	Sector 3	T. Spd	Elapsed
1		2:16.746	40.014	46.658	50.074	203.0	2:16.746	1		2:07.081	37.270	45.003	44.808	196.0	2:07.081
2		3:07.756	51.383	1:13.788	1:02.585	118.4	5:24.502	2		3:05.721	53.682	1:12.150	59.889	127.0	5:12.802
3		2:41.842	49.990	1:04.505	47.347	132.0	8:06.344	3		2:49.326	52.266	1:06.336	50.724	125.7	8:02.128
4		1:56.352	32.979	45.301	38.072	245.4	10:02.696	4		1:55.434	32.778	44.849	37.807	235.8	9:57.562
5		1:55.716	32.941	45.004	37.771	239.4	11:58.412	5		1:55.413	32.817	44.930	37.666	237.3	11:52.975
6		1:57.224	33.117	45.747	38.360	241.0	13:55.636	6		1:56.452	32.956	45.896	37.600	237.8	13:49.427
7		1:56.566	33.135	45.263	38.168	243.7	15:52.202	7		1:55.876	33.031	45.151	37.694	237.3	15:45.303
8		1:56.511	32.989	45.317	38.205	242.6	17:48.713	8		1:56.445	33.113	45.472	37.860	236.8	17:41.748
9		1:58.195	33.060	45.466	39.669	241.6	19:46.908	9		1:56.507	33.187	45.270	38.050	236.3	19:38.255
10		1:56.475	33.164	45.300	38.011	238.9	21:43.383	10		1:56.600	33.185	45.468	37.947	236.8	21:34.855
11		1:57.053	33.115	45.744	38.194	242.1	23:40.436	11		1:56.337	32.972	45.340	38.025	237.3	23:31.192
12		1:56.828	33.224	45.540	38.064	241.6	25:37.264	12		1:56.716	33.060	45.514	38.142	236.8	25:27.908

5

Klim Gavrilov

Volkswagen Golf GTI TCR

10

Viktor Davidovski

Honda Civic Type R FK7 TCR

LTA Rally

PSS Racing Team

Lap	D	Time	Sector 1	Sector 2	Sector 3	T. Spd	Elapsed	Lap	D	Time	Sector 1	Sector 2	Sector 3	T. Spd	Elapsed
1		2:30.080	43.372	46.948	59.760	212.5	2:30.080	1		2:25.826	42.115	46.959	56.752	215.5	2:25.826
2		3:12.149	48.187	1:14.729	1:09.233	189.1	5:42.229	2		3:10.558	49.235	1:13.647	1:07.676	168.4	5:36.384
3		2:31.025	43.901	1:03.049	44.075	166.1	8:13.254	3		2:33.901	45.474	1:03.911	44.516	180.3	8:10.285
4		1:58.338	33.586	45.861	38.891	245.4	10:11.592	4		1:57.506	33.092	45.844	38.570	240.0	10:07.791
5		2:17.477	33.277	1:05.991	38.209	241.0	12:29.069	5		1:57.055	33.087	45.658	38.310	238.9	12:04.846
6		1:57.524	33.479	45.931	38.114	237.3	14:26.593	6		1:57.762	32.930	46.007	38.825	240.0	14:02.608
7		1:57.146	33.205	45.601	38.340	236.8	16:23.739	7		1:57.589	33.149	46.068	38.372	240.0	16:00.197
8		1:57.245	33.320	45.573	38.352	237.8	18:20.984	8		1:57.645	33.091	45.934	38.620	241.6	17:57.842
9		1:57.203	33.270	45.664	38.269	237.8	20:18.187	9		1:57.789	33.101	46.055	38.633	240.0	19:55.631
10		1:57.451	33.215	45.746	38.490	238.4	22:15.638	10		1:57.846	33.095	45.869	38.882	241.0	21:53.477
11		1:57.158	33.253	45.592	38.313	238.4	24:12.796	11		1:59.797	35.039	46.366	38.392	241.0	23:53.274
12		1:57.490	33.317	45.761	38.412	238.4	26:10.286	12		1:57.583	33.280	45.876	38.427	240.5	25:50.857

8

Reece Barr

Hyundai i30 N TCR

11

Jens Reno Møller

Honda Civic Type R FK7 TCR

Target Competition

Reno Racing

Lap	D	Time	Sector 1	Sector 2	Sector 3	T. Spd	Elapsed	Lap	D	Time	Sector 1	Sector 2	Sector 3	T. Spd	Elapsed
1		2:22.378	40.118	48.128	54.132	206.8	2:22.378	1		2:51.530	41.340	1:29.878	40.312	214.2	2:51.530
2		3:08.806	49.926	1:14.131	1:04.749	166.4	5:31.184	2		2:54.668	34.289	1:11.497	1:08.882	228.3	5:46.198
3		2:37.688	48.211	1:03.605	45.872	145.3	8:08.872	3		2:29.492	43.311	1:03.633	42.548	191.4	8:15.690
4		1:56.261	32.846	44.998	38.417	241.6	10:05.133	4		1:57.299	33.190	45.918	38.191	243.2	10:12.989
5		1:55.744	33.232	44.842	37.670	241.0	12:00.877	5		1:59.746	33.187	48.478	38.081	243.2	12:12.735
6		1:56.378	32.893	45.850	37.635	241.0	13:57.255	6		1:57.030	33.007	45.720	38.303	241.6	14:09.765
7		1:56.119	32.995	45.350	37.774	239.4	15:53.374	7		1:59.543	33.023	46.686	39.834	243.2	16:09.308
8		1:56.085	33.039	45.138	37.908	240.5	17:49.459	8		2:00.317	33.485	47.879	38.953	240.5	18:09.625
9		1:57.811	32.899	45.260	39.652	241.6	19:47.270	9		2:11.848 P	33.280	46.111	52.457	242.6	20:21.473
10		1:56.818	33.321	45.413	38.084	238.4	21:44.088								
11		1:56.858	32.967	45.558	38.333	242.6	23:40.946								
12		1:57.011	32.994	45.663	38.354	242.6	25:37.957								





Circuit de Barcelona

TCR Europe

Race - 1

Lap Analysis



15

Peter Terting

Hyundai i30 N TCR

21

Marie Baus-Coppens

Cupra TCR DSG

Target Competition

JSB Compétition

Lap D	Time	Sector 1	Sector 2	Sector 3	T. Spd	Elapsed	Lap D	Time	Sector 1	Sector 2	Sector 3	T. Spd	Elapsed
1	2:15.599	39.641	46.852	49.106	204.1	2:15.599	1	2:27.813	43.663	46.623	57.527	217.3	2:27.813
2	3:07.470	51.844	1:13.869	1:01.757	120.1	5:23.069	2	3:11.909	49.238	1:14.167	1:08.504	173.9	5:39.722
3	2:42.931	50.210	1:05.163	47.558	121.2	8:06.000	3	2:32.993	45.146	1:03.136	44.711	177.3	8:12.715
4	1:57.017	33.088	45.770	38.159	241.6	10:03.017	4	1:58.607	33.828	45.926	38.853	240.5	10:11.322
5	1:56.632	32.949	45.183	38.500	241.0	11:59.649	5	1:58.245	33.281	46.225	38.739	241.6	12:09.567
6	2:00.899	36.856	45.857	38.186	240.5	14:00.548	6	1:58.192	33.697	46.298	38.197	232.2	14:07.759
7	1:56.486	32.895	45.508	38.083	241.0	15:57.034	7	1:59.432	33.320	47.499	38.613	241.6	16:07.191
8	1:56.304	33.281	45.182	37.841	243.2	17:53.338	8	1:59.281	33.381	46.472	39.428	238.4	18:06.472
9	1:56.368	32.957	45.399	38.012	241.0	19:49.706	9	1:58.281	33.392	46.391	38.498	237.8	20:04.753
10	1:56.619	32.792	45.531	38.296	242.1	21:46.325	10	2:00.194	33.464	46.514	40.216	240.5	22:04.947
11	1:56.486	32.893	45.411	38.182	240.5	23:42.811	11	1:59.042	34.037	46.449	38.556	231.7	24:03.989
12	1:56.462	32.877	45.551	38.034	240.0	25:39.273	12	1:59.174	33.778	46.471	38.925	240.0	26:03.163

17

Martin Ryba

Volkswagen Golf GTI TCR

22

Petr Fulín

Cupra TCR

Brutal Fish Racing Team

Fulin Race Academy

Lap D	Time	Sector 1	Sector 2	Sector 3	T. Spd	Elapsed	Lap D	Time	Sector 1	Sector 2	Sector 3	T. Spd	Elapsed
1	2:26.769	43.003	46.450	57.316	217.7	2:26.769	1	2:30.946	43.730	47.802	59.414	215.1	2:30.946
2	3:11.909	49.730	1:14.027	1:08.152	171.1	5:38.678	2	3:12.313	48.159	1:14.892	1:09.262	177.0	5:43.259
3	2:32.889	45.049	1:03.492	44.348	178.5	8:11.567	3	2:30.311	43.999	1:02.808	43.504	153.6	8:13.570
4	1:56.961	32.844	45.396	38.721	242.1	10:08.528	4	1:58.457	33.542	45.985	38.930	243.2	10:12.027
5	1:57.394	33.228	45.643	38.523	241.6	12:05.922	5	1:59.147	33.294	47.389	38.464	242.1	12:11.174
6	1:58.691	33.081	46.650	38.960	241.0	14:04.613	6	1:57.926	33.329	46.029	38.568	243.7	14:09.100
7	1:57.641	33.056	45.905	38.680	240.0	16:02.254	7	1:59.963	33.336	46.798	39.829	244.3	16:09.063
8	1:57.518	33.374	45.636	38.508	237.8	17:59.772	8	1:57.860	33.370	45.942	38.548	240.0	18:06.923
9	1:58.473	33.390	46.430	38.653	240.5	19:58.245	9	1:58.392	33.372	46.310	38.710	241.6	20:05.315
10	2:00.919	33.575	46.922	40.422	239.4	21:59.164	10	1:59.538	33.311	46.774	39.453	244.8	22:04.853
11	1:59.648	33.509	46.474	39.665	237.3	23:58.812	11	1:58.409	33.534	46.065	38.810	238.4	24:03.262
12	1:59.391	33.680	46.474	39.237	237.8	25:58.203	12	1:58.214	33.250	46.280	38.684	242.6	26:01.476

19

Andreas Bäckman

Volkswagen Golf GTI TCR

23

Francisco Abreu

Peugeot 308 TCR

WestCoast Racing

Sports & You

Lap D	Time	Sector 1	Sector 2	Sector 3	T. Spd	Elapsed	Lap D	Time	Sector 1	Sector 2	Sector 3	T. Spd	Elapsed
1	2:20.981	40.643	47.131	53.207	213.8	2:20.981	1	2:55.832 P	46.160	1:10.137	59.535	217.3	2:55.832
2	3:08.193	50.692	1:14.307	1:03.194	130.5	5:29.174	25 Mikel Azcona						Cupra TCR
3	2:39.344	49.750	1:03.406	46.188	150.0	8:08.518	PCR Sport						
4	1:56.432	32.627	45.428	38.377	243.2	10:04.950	Lap D	Time	Sector 1	Sector 2	Sector 3	T. Spd	Elapsed
5	1:56.991	33.732	45.288	37.971	242.1	12:01.941	1	2:09.559	38.401	45.105	46.053	199.2	2:09.559
6	1:57.998	33.290	46.058	38.650	243.7	13:59.939	2	3:05.704	53.629	1:12.728	59.347	115.0	5:15.263
7	1:56.791	32.914	45.697	38.180	242.1	15:56.730	3	2:48.278	52.003	1:05.680	50.595	126.0	8:03.541
8	1:57.868	33.816	45.881	38.171	242.6	17:54.598	4	1:55.547	32.806	44.936	37.805	241.0	9:59.088
9	1:56.613	32.983	45.373	38.257	242.6	19:51.211	5	1:55.652	32.720	44.982	37.950	244.3	11:54.740
10	1:57.337	32.918	45.911	38.508	243.7	21:48.548	6	1:57.493	32.850	46.609	38.034	244.8	13:52.233
11	1:57.015	33.000	45.606	38.409	244.3	23:45.563	7	1:56.020	32.798	45.215	38.007	243.7	15:48.253
12	1:57.178	32.947	45.933	38.298	243.2	25:42.741	8	1:57.005	32.978	45.600	38.427	243.7	17:45.258
							9	1:59.028	33.328	46.577	39.123	242.1	19:44.286
							10	1:56.501	32.860	45.369	38.272	246.5	21:40.787
							11	1:56.866	33.173	45.443	38.250	246.0	23:37.653
							12	1:56.348	32.841	45.265	38.242	244.8	25:34.001





Circuito de Barcelona

TCR Europe

Race - 1

Lap Analysis



27

Enrique Hernando

Peugeot 308 TCR

34

Stian Paulsen

Cupra TCR

Sports & You

Stian Paulsen Racing

Lap D	Time	Sector 1	Sector 2	Sector 3	T. Spd	Elapsed	Lap D	Time	Sector 1	Sector 2	Sector 3	T. Spd	Elapsed
1	2:31.741	44.063	47.492	1:00.186	218.6	2:31.741	1	2:19.848	40.429	47.273	52.146	212.5	2:19.848
2	3:12.224	48.094	1:15.170	1:08.960	181.2	5:43.965	2	3:08.239	51.056	1:13.983	1:03.200	139.7	5:28.087
3	2:30.130	43.871	1:02.856	43.403	162.4	8:14.095	3	2:39.501	49.600	1:03.495	46.406	145.3	8:07.588
4	1:58.234	33.205	46.383	38.646	243.7	10:12.329	4	1:56.717	32.842	45.169	38.706	247.1	10:04.305
5	1:58.558	33.212	46.827	38.519	245.4	12:10.887	5	1:55.864	33.017	44.971	37.876	243.2	12:00.169
6	1:57.653	33.340	45.863	38.450	240.5	14:08.540	6	1:58.003	33.279	46.619	38.105	247.7	13:58.172
7	1:59.237	33.467	47.045	38.725	243.7	16:07.777	7	1:57.006	33.166	45.722	38.118	245.4	15:55.178
8	1:58.362	33.159	46.304	38.899	244.8	18:06.139	8	1:56.805	32.916	45.537	38.352	244.3	17:51.983
9	1:58.114	33.109	46.170	38.835	239.4	20:04.253	9	1:57.495	33.428	45.595	38.472	239.4	19:49.478
10	1:59.914	33.167	47.077	39.670	241.0	22:04.167	10	1:58.167	33.663	46.192	38.312	213.4	21:47.645
11	1:58.336	33.678	46.067	38.591	240.0	24:02.503	11	1:56.680	32.995	45.563	38.122	245.4	23:44.325
12	1:57.997	33.190	46.301	38.506	240.0	26:00.500	12	1:57.338	33.085	45.763	38.490	244.8	25:41.663

28

Jean-Laurent Navarro

Volkswagen Golf GTI TCR

35

M. Sathienthirakul

Cupra TCR

MN Développement

Monlau Competición

Lap D	Time	Sector 1	Sector 2	Sector 3	T. Spd	Elapsed	Lap D	Time	Sector 1	Sector 2	Sector 3	T. Spd	Elapsed
1	2:32.486	43.889	48.196	1:00.401	212.1	2:32.486	1	2:29.028	43.466	46.532	59.030	219.5	2:29.028
2	3:12.800	48.298	1:15.407	1:09.095	198.8	5:45.286	2	3:12.178	48.640	1:14.408	1:09.130	161.9	5:41.206
3	2:29.875	43.660	1:03.407	42.808	184.3	8:15.161	3	2:31.817	44.352	1:03.090	44.375	172.8	8:13.023
4	1:58.319	33.580	45.934	38.805	241.6	10:13.480	4	1:57.943	33.090	46.079	38.774	244.8	10:10.966
5	2:00.881	33.288	49.329	38.264	242.6	12:14.361	5	1:57.966	33.278	46.165	38.523	242.1	12:08.932
6	1:57.424	33.389	45.670	38.365	238.4	14:11.785	6	1:57.718	33.222	46.043	38.453	240.0	14:06.650
7	1:57.929	33.232	46.092	38.605	238.9	16:09.714	7	1:58.035	33.244	46.243	38.548	241.0	16:04.685
8	1:59.237	33.526	47.204	38.507	240.0	18:08.951	8	1:58.102	33.208	46.128	38.766	240.5	18:02.787
9	1:58.377	33.162	46.637	38.578	241.0	20:07.328	9	1:58.571	33.407	46.224	38.940	239.4	20:01.358
10	1:58.507	33.294	46.344	38.869	239.4	22:05.835	10	1:58.708	33.427	46.205	39.076	240.5	22:00.066
11	1:58.989	33.643	46.493	38.853	241.0	24:04.824	11	1:59.283	33.471	46.363	39.449	242.1	23:59.349
12	1:58.855	33.552	46.409	38.894	240.5	26:03.679	12	1:59.327	33.575	46.551	39.201	242.6	25:58.676

32

Oliver Taylor

Honda Civic Type R FK7 TCR

38

Danny Kroes

Cupra TCR

Pyro Motorsport

PCR Sport

Lap D	Time	Sector 1	Sector 2	Sector 3	T. Spd	Elapsed	Lap D	Time	Sector 1	Sector 2	Sector 3	T. Spd	Elapsed
1	2:23.231	42.006	46.650	54.575	209.7	2:23.231	1	2:32.316	44.365	47.446	1:00.505	213.0	2:32.316
2	3:09.252	49.619	1:14.271	1:05.362	177.3	5:32.483	2	3:12.694	47.959	1:15.382	1:09.353	204.9	5:45.010
3	2:36.857	47.795	1:04.156	44.906	138.1	8:09.340	3	2:29.294	43.218	1:03.620	42.456	171.4	8:14.304
4	1:56.531	33.006	45.115	38.410	242.6	10:05.871	4	1:58.236	33.250	46.526	38.460	246.5	10:12.540
5	1:56.804	33.190	45.532	38.082	242.1	12:02.675	5		33.278	54.682		246.5	
6	1:58.362	33.327	46.065	38.970	243.7	14:01.037							
7	1:57.933	33.192	46.359	38.382	243.7	15:58.970							
8	1:56.716	33.104	45.479	38.133	241.0	17:55.686							
9	1:57.147	33.005	45.506	38.636	241.6	19:52.833							
10	1:57.527	33.041	45.868	38.618	242.6	21:50.360							
11	1:57.135	32.994	45.847	38.294	241.0	23:47.495							
12	1:57.238	33.116	45.786	38.336	241.6	25:44.733							

42

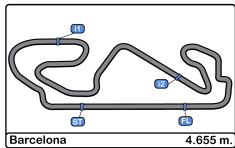
Stefano Comini

Honda Civic Type R FK7 TCR

Autodis Racing by THX

Lap D	Time	Sector 1	Sector 2	Sector 3	T. Spd	Elapsed
1	2:24.423	41.766	47.142	55.515	210.5	2:24.423
2	3:10.807	49.789	1:13.676	1:07.342	171.7	5:35.230
3	2:34.374	45.961	1:03.845	44.568	172.5	8:09.604
4	2:00.840	33.245	49.229	38.366	239.4	10:10.444
5	2:02.908 P	33.515	46.949	42.444	236.3	12:13.352





Circuit de Barcelona

TCR Europe

Race - 1

Lap Analysis



62

Dušan Borkovic

Hyundai i30 N TCR

94

Kris Richard

Hyundai i30 N TCR

Target Competition

Target Competition

Lap D	Time	Sector 1	Sector 2	Sector 3	T. Spd	Elapsed	Lap D	Time	Sector 1	Sector 2	Sector 3	T. Spd	Elapsed
1	2:08.410	37.988	45.073	45.349	200.0	2:08.410	1	2:12.668	39.314	45.709	47.645	201.8	2:12.668
2	3:05.983	53.848	1:11.822	1:00.313	117.1	5:14.393	2	3:06.589	53.062	1:13.872	59.655	107.8	5:19.257
3	2:48.504	51.738	1:06.270	50.496	120.5	8:02.897	3	2:45.928	52.141	1:04.865	48.922	117.3	8:05.185
4	1:55.611	32.820	45.031	37.760	240.0	9:58.508	4	1:56.064	33.170	45.200	37.694	232.7	10:01.249
5	1:55.778	32.879	45.057	37.842	238.4	11:54.286	5	1:55.906	33.004	45.077	37.825	240.0	11:57.155
6	1:56.997	32.909	46.355	37.733	240.5	13:51.283	6	1:57.133	33.282	45.640	38.211	238.9	13:54.288
7	1:56.411	33.183	45.326	37.902	240.5	15:47.694	7	1:57.178	33.117	46.004	38.057	241.6	15:51.466
8	1:57.070	33.178	45.479	38.413	240.0	17:44.764	8	1:56.194	32.912	45.149	38.133	240.0	17:47.660
9	1:56.291	33.178	45.209	37.904	239.4	19:41.055	9	1:57.624	32.965	45.673	38.986	241.6	19:45.284
10	1:55.832	32.882	45.206	37.744	237.8	21:36.887	10	1:56.771	33.259	45.332	38.180	241.0	21:42.055
11	1:56.306	32.987	45.423	37.896	238.9	23:33.193	11	1:56.921	33.041	45.575	38.305	241.6	23:38.976
12	1:58.137	33.133	46.031	38.973	238.4	25:31.330	12	1:56.948	33.077	45.608	38.263	240.0	25:35.924

69

Jean-Karl Vernay

Audi RS3 LMS TCR

99

Josh Files

Honda Civic Type R FK7 TCR

Leopard Lukoil Team

Hell Energy Racing with KCMG

Lap D	Time	Sector 1	Sector 2	Sector 3	T. Spd	Elapsed	Lap D	Time	Sector 1	Sector 2	Sector 3	T. Spd	Elapsed
1	2:14.321	39.817	45.647	48.857	209.7	2:14.321	1	2:07.716	37.704	44.878	45.134	197.4	2:07.716
2	3:07.038	52.022	1:13.920	1:01.096	116.8	5:21.359	2	3:05.973	53.925	1:11.840	1:00.208	125.0	5:13.689
3	2:43.990	50.640	1:05.071	48.279	130.5	8:05.349	3	2:48.884	51.872	1:06.134	50.878	128.1	8:02.573
4	1:55.352	32.506	44.907	37.939	246.5	10:00.701	4	1:55.555	32.861	44.924	37.770	240.0	9:58.128
5	1:55.727	32.794	45.168	37.765	247.1	11:56.428	5	1:55.760	32.851	45.079	37.830	241.0	11:53.888
6	1:57.213	32.446	45.957	38.810	246.5	13:53.641	6	1:57.070	32.960	46.229	37.881	238.4	13:50.958
7	1:56.590	33.385	45.337	37.868	247.1	15:50.231	7	1:56.421	33.193	45.334	37.894	237.3	15:47.379
8	1:56.307	32.783	45.318	38.206	248.8	17:46.538	8	1:57.191	33.192	45.546	38.453	236.8	17:44.570
9	1:58.136	32.926	46.359	38.851	247.7	19:44.674	9	2:02.227	34.081	47.415	40.731	237.8	19:46.797
10	1:56.401	32.812	45.488	38.101	248.8	21:41.075	10	2:10.530 P	34.950	47.995	47.585	216.4	21:57.327
11	1:57.013	33.193	45.720	38.100	249.4	23:38.088							
12	1:56.486	32.909	45.447	38.130	247.7	25:34.574							

116

Ashley Sutton

Volkswagen Golf GTI TCR

WestCoast Racing

88

Maxime Potty

Volkswagen Golf GTI TCR

Lap D	Time	Sector 1	Sector 2	Sector 3	T. Spd	Elapsed
1	2:10.542	38.738	45.496	46.308	201.8	2:10.542
2	3:06.973	53.841	1:13.931	59.201	106.6	5:17.515
3	2:46.808	52.453	1:04.904	49.451	125.8	8:04.323
4	1:55.466	32.916	44.737	37.813	239.4	9:59.789
5	1:55.711	32.983	45.021	37.707	238.9	11:55.500
6	1:57.899	32.966	46.167	38.766	242.1	13:53.399
7	1:56.350	33.448	45.026	37.876	240.5	15:49.749
8	1:56.334	32.800	45.385	38.149	243.7	17:46.083
9	1:57.799	33.095	46.197	38.507	243.2	19:43.882
10	1:56.627	33.007	45.237	38.383	242.1	21:40.509
11	1:56.431	33.107	45.317	38.007	242.1	23:36.940
12	1:56.302	32.899	45.376	38.027	241.6	25:33.242

Lap D	Time	Sector 1	Sector 2	Sector 3	T. Spd	Elapsed
1	2:18.465	40.250	46.866	51.349	211.3	2:18.465
2	3:08.273	50.911	1:14.173	1:03.189	116.8	5:26.738
3	2:40.506	49.596	1:03.890	47.020	151.2	8:07.244
4	1:58.283	32.994	45.119	40.170	243.7	10:05.527
5	1:57.774	34.409	45.268	38.097	230.2	12:03.301
6	1:58.086	33.490	46.114	38.482	243.2	14:01.387
7	1:57.999	33.146	46.592	38.261	243.7	15:59.386
8	1:57.263	33.039	45.782	38.442	243.2	17:56.649
9	1:57.280	33.202	45.670	38.408	242.6	19:53.929
10	1:57.546	33.104	45.804	38.638	243.2	21:51.475
11	1:57.119	33.057	45.641	38.421	242.1	23:48.594
12	1:57.169	33.079	45.664	38.426	241.6	25:45.763





Circuit de Barcelona

TCR Europe

Race - 1

Lap Analysis



126

Jessica Bäckman

Volkswagen Golf GTI TCR

999

Daniél Nagy

Hyundai i30 N TCR

WestCoast Racing

M1RA

Lap	D	Time	Sector 1	Sector 2	Sector 3	T. Spd	Elapsed	Lap	D	Time	Sector 1	Sector 2	Sector 3	T. Spd	Elapsed
1		2:26.241	42.523	46.980	56.738	206.8	2:26.241	1		2:12.028	38.953	45.685	47.390	201.8	2:12.028
2		3:11.314	49.473	1:14.087	1:07.754	173.9	5:37.555	2		3:06.005	52.875	1:13.856	59.274	109.7	5:18.033
3		2:33.414	45.450	1:03.695	44.269	173.9	8:10.969	3		2:46.669	52.562	1:04.677	49.430	113.8	8:04.702
4		1:57.182	<u>32.865</u>	45.679	38.638	241.6	10:08.151	4		<u>1:55.482</u>	<u>32.794</u>	<u>44.923</u>	<u>37.765</u>	240.0	10:00.184
5		<u>1:57.114</u>	32.993	45.847	<u>38.274</u>	242.1	12:05.265	5		1:55.915	32.910	45.135	37.870	240.5	11:56.099
6		1:57.626	33.160	45.823	38.643	240.0	14:02.891	6		1:57.857	33.236	46.038	38.583	234.7	13:53.956
7		1:57.993	33.185	46.455	38.353	242.1	16:00.884	7		1:56.912	33.349	45.593	37.970	241.0	15:50.868
8		1:57.684	33.028	46.019	38.637	241.0	17:58.568	8		1:56.251	32.990	45.238	38.023	240.0	17:47.119
9		1:57.664	33.087	46.017	38.560	241.0	19:56.232	9		1:57.842	32.968	46.014	38.860	242.1	19:44.961
10		1:57.932	33.192	45.910	38.830	242.1	21:54.164	10		1:56.651	33.101	45.380	38.170	242.6	21:41.612
11		1:57.767	33.343	<u>45.675</u>	38.749	241.0	23:51.931	11		1:56.992	33.064	45.663	38.265	241.0	23:38.604
12		1:57.698	33.155	45.935	38.608	238.9	25:49.629	12		1:56.648	33.035	45.475	38.138	241.6	25:35.252

223

Nathanaël Berthon

Audi RS3 LMS TCR

Comtoy Racing

Lap	D	Time	Sector 1	Sector 2	Sector 3	T. Spd	Elapsed
1		2:17.771	41.047	45.890	50.834	212.1	2:17.771
2		3:08.149	51.133	1:14.165	1:02.851	125.2	5:25.920
3		2:41.003	49.580	1:04.100	47.323	154.2	8:06.923
4		<u>1:56.399</u>	<u>32.781</u>	45.410	<u>38.208</u>	244.8	10:03.322
5		1:56.608	33.002	<u>45.293</u>	38.313	246.5	11:59.930
6		2:06.909 P	33.404	47.662	45.843	242.6	14:06.839

555

Norbert Michelisz

Hyundai i30 N TCR

M1RA

Lap	D	Time	Sector 1	Sector 2	Sector 3	T. Spd	Elapsed
1		2:11.383	38.618	45.456	47.309	203.0	2:11.383
2		3:04.585	52.483	1:12.852	59.250	103.8	5:15.968
3		2:47.983	52.020	1:05.999	49.964	129.4	8:03.951
4		<u>1:55.449</u>	32.844	<u>44.869</u>	37.736	239.4	9:59.400
5		1:55.731	32.774	44.999	37.958	241.0	11:55.131
6		1:57.691	32.907	46.459	38.325	240.5	13:52.822
7		1:55.966	32.783	45.240	37.943	239.4	15:48.788
8		1:56.815	32.874	45.375	38.566	235.8	17:45.603
9		1:56.588	33.081	45.794	<u>37.713</u>	237.3	19:42.191
10		1:55.716	<u>32.743</u>	45.187	37.786	236.8	21:37.907
11		1:56.258	32.974	45.306	37.978	237.8	23:34.165
12		1:57.642	32.746	45.652	39.244	238.4	25:31.807

909

Mike Halder

Honda Civic Type R FK7 TCR

Hell Energy Racing with KCMG

Lap	D	Time	Sector 1	Sector 2	Sector 3	T. Spd	Elapsed
1		2:14.972	39.548	46.402	49.022	202.2	2:14.972
2		3:07.268	51.843	1:14.002	1:01.423	123.0	5:22.240
3		2:43.429	50.528	1:05.371	47.530	135.0	8:05.669
4		1:56.002	<u>32.846</u>	45.457	<u>37.699</u>	242.6	10:01.671
5		<u>1:55.848</u>	32.948	<u>45.161</u>	37.739	242.6	11:57.519
6		1:57.831	33.124	46.311	38.396	242.6	13:55.350
7		2:13.561	34.010	59.550	40.001	240.5	16:08.911
8		2:06.695 P	35.877	46.865	43.953	195.2	18:15.606





Circuit de Barcelona

TCR Europe

Race - 1

Analysis by Lap



Num	Lap Time	Gap	Num	Lap Time	Gap	Num	Lap Time	Gap	Num	Lap Time	Gap	Num	Lap Time	Gap
Lap 1			999	3:06.005	05.231	34	2:39.501	05.460	35	1:57.943	13.404	Lap 6		
9	2:07.081		94	3:06.589	06.455	19	2:39.344	06.390	21	1:58.607	13.760	9	1:56.452	
99	2:07.716	00.635	69	3:07.038	08.557	8	2:37.688	06.744	5	1:58.338	14.030	99	1:57.070	01.531
62	2:08.410	01.329	909	3:07.268	09.438	32	2:36.857	07.212	22	1:58.457	14.465	62	1:56.997	01.856
25	2:09.559	02.478	15	3:07.470	10.267	42	2:34.374	07.476	27	1:58.234	14.767	25	1:57.493	02.806
116	2:10.542	03.461	4	3:07.756	11.700	10	2:33.901	08.157	38	1:58.236	14.978	555	1:57.691	03.395
555	2:11.383	04.302	223	3:08.149	13.118	126	2:33.414	08.841	11	1:57.299	15.427	116	1:57.899	03.972
999	2:12.028	04.947	88	3:08.273	13.936	17	2:32.889	09.439	28	1:58.319	15.918	69	1:57.213	04.214
94	2:12.668	05.587	34	3:08.239	15.285	21	2:32.993	10.587	Num Lap Time Gap					
69	2:14.321	07.240	19	3:08.193	16.372	35	2:31.817	10.895	Lap 5					
909	2:14.972	07.891	8	3:08.806	18.382	5	2:31.025	11.126	9	1:55.413		94	1:57.133	04.861
15	2:15.599	08.518	32	3:09.252	19.681	22	2:30.311	11.442	99	1:55.760	00.913	909	1:57.831	05.923
4	2:16.746	09.665	42	3:10.807	22.428	27	2:30.130	11.967	62	1:55.778	01.311	4	1:57.224	06.209
223	2:17.771	10.690	10	3:10.558	23.582	38	2:29.294	12.176	25	1:55.652	01.765	8	1:56.378	07.828
88	2:18.465	11.384	126	3:11.314	24.753	28	2:29.875	13.033	555	1:55.731	02.156	34	1:58.003	08.745
34	2:19.848	12.767	17	3:11.909	25.876	11	2:29.492	13.562	116	1:55.711	02.525	19	1:57.998	10.512
19	2:20.981	13.900	21	3:11.909	26.920	Num Lap Time Gap			999	1:55.915	03.124	15	2:00.899	11.121
8	2:22.378	15.297	35	3:12.178	28.404	Lap 4			69	1:55.727	03.453	32	1:58.362	11.610
32	2:23.231	16.150	5	3:12.149	29.427	9	1:55.434		94	1:55.906	04.180	88	1:58.086	11.960
42	2:24.423	17.342	22	3:12.313	30.457	99	1:55.555	00.566	909	1:55.848	04.544	10	1:57.762	13.181
10	2:25.826	18.745	27	3:12.224	31.163	62	1:55.611	00.946	4	1:55.716	05.437	126	1:57.626	13.464
126	2:26.241	19.160	38	3:12.694	32.208	25	1:55.547	01.526	15	1:56.632	06.674	17	1:58.691	15.186
17	2:26.769	19.688	28	3:12.800	32.484	555	1:55.449	01.838	223	1:56.608	06.955	35	1:57.718	17.223
21	2:27.813	20.732	11	2:54.668	33.396	116	1:55.466	02.227	34	1:55.864	07.194	223	2:06.909	17.412
35	2:29.028	21.947	Num Lap Time Gap			999	1:55.482	02.622	8	1:55.744	07.902	21	1:58.192	18.332
5	2:30.080	22.999	Lap 3			69	1:55.352	03.139	19	1:56.991	08.966	27	1:57.653	19.113
22	2:30.946	23.865	9	2:49.326		94	1:56.064	03.687	19	1:56.991	08.966	22	1:57.926	19.673
27	2:31.741	24.660	99	2:48.884	00.445	909	1:56.002	04.109	32	1:56.804	09.700	11	1:57.030	20.338
38	2:32.316	25.235	62	2:48.504	00.769	4	1:56.352	05.134	88	1:57.774	10.326	28	1:57.424	22.358
28	2:32.486	25.405	25	2:48.278	01.413	15	1:57.017	05.455	10	1:57.055	11.871	5	1:57.524	37.166
11	2:51.530	44.449	555	2:47.983	01.823	223	1:56.399	05.760	126	1:57.114	12.290	Num Lap Time Gap		
23	2:55.832	48.751	116	2:46.808	02.195	34	1:56.717	06.743	17	1:57.394	12.947	Lap 7		
Num Lap Time Gap			999	2:46.669	02.574	19	1:56.432	07.388	35	1:57.966	15.957	9	1:55.876	
Lap 2			94	2:45.928	03.057	8	1:56.261	07.571	21	1:58.245	16.592	99	1:56.421	02.076
9	3:05.721		69	2:43.990	03.221	88	1:58.283	07.965	27	1:58.558	17.912	62	1:56.411	02.391
99	3:05.973	00.887	909	2:43.429	03.541	32	1:56.531	08.309	22	1:59.147	18.199	25	1:56.020	02.950
62	3:05.983	01.591	15	2:42.931	03.872	10	1:57.506	10.229	11	1:59.746	19.760	555	1:55.966	03.485
25	3:05.704	02.461	4	2:41.842	04.216	126	1:57.182	10.589	42	2:02.908	20.377	116	1:56.350	04.446
555	3:04.585	03.166	223	2:41.003	04.795	17	1:56.961	10.966	28	2:00.881	21.386	69	1:56.590	04.928
116	3:06.973	04.713	88	2:40.506	05.116	42	2:00.840	12.882	5	2:17.477	36.094	999	1:56.912	05.565
									94	1:57.178	06.163			





Circuit de Barcelona

TCR Europe

Race - 1

Analysis by Lap



Num	Lap Time	Gap	Num	Lap Time	Gap	Num	Lap Time	Gap	Num	Lap Time	Gap
4	1:56.566	06.899	27	1:58.362	24.391	116	1:56.627	05.654	10	1:59.797	22.082
8	1:56.119	08.071	21	1:59.281	24.724	25	1:56.501	05.932	17	1:59.648	27.620
34	1:57.006	09.875	22	1:57.860	25.175	69	1:56.401	06.220	35	1:59.283	28.157
19	1:56.791	11.427	28	1:59.237	27.203	999	1:56.651	06.757	27	1:58.336	31.311
15	1:56.486	11.731	11	2:00.317	27.877	94	1:56.771	07.200	22	1:58.409	32.070
32	1:57.933	13.667	909	2:06.695	33.858	4	1:56.475	08.528	21	1:59.042	32.797
88	1:57.999	14.083	5	1:57.245	39.236	8	1:56.818	09.233	28	1:58.989	33.632
10	1:57.589	14.894	Num	Lap Time	Gap	15	1:56.619	11.470	5	1:57.158	41.604
126	1:57.993	15.581	Lap 9			34	1:58.167	12.790	Num	Lap Time	Gap
17	1:57.641	16.951	9	1:56.507		19	1:57.337	13.693	Lap 12		
35	1:58.035	19.382	62	1:56.291	02.800	32	1:57.527	15.505	9	1:56.716	
21	1:59.432	21.888	555	1:56.588	03.936	88	1:57.546	16.620	62	1:58.137	03.422
27	1:59.237	22.474	116	1:57.799	05.627	10	1:57.846	18.622	555	1:57.642	03.899
909	2:13.561	23.608	25	1:59.028	06.031	126	1:57.932	19.309	116	1:56.302	05.334
22	1:59.963	23.760	69	1:58.136	06.419	99	2:10.530	22.472	25	1:56.348	06.093
11	1:59.543	24.005	999	1:57.842	06.706	17	2:00.919	24.309	69	1:56.486	06.666
28	1:57.929	24.411	94	1:57.624	07.029	35	1:58.708	25.211	999	1:56.648	07.344
5	1:57.146	38.436	99	2:02.227	08.542	27	1:59.914	29.312	94	1:56.948	08.016
Num	Lap Time	Gap	4	1:58.195	08.653	22	1:59.538	29.998	4	1:56.828	09.356
Lap 8			8	1:57.811	09.015	21	2:00.194	30.092	8	1:57.011	10.049
9	1:56.445		34	1:57.495	11.223	28	1:58.507	30.980	15	1:56.462	11.365
99	1:57.191	02.822	15	1:56.368	11.451	5	1:57.451	40.783	34	1:57.338	13.755
62	1:57.070	03.016	19	1:56.613	12.956	Num	Lap Time	Gap	19	1:57.178	14.833
25	1:57.005	03.510	32	1:57.147	14.578	Lap 11			32	1:57.238	16.825
555	1:56.815	03.855	88	1:57.280	15.674	9	1:56.337		88	1:57.169	17.855
116	1:56.334	04.335	10	1:57.789	17.376	62	1:56.306	02.001	126	1:57.698	21.721
69	1:56.307	04.790	126	1:57.664	17.977	555	1:56.258	02.973	10	1:57.583	22.949
999	1:56.251	05.371	17	1:58.473	19.990	116	1:56.431	05.748	17	1:59.391	30.295
94	1:56.194	05.912	35	1:58.571	23.103	25	1:56.866	06.461	35	1:59.327	30.768
4	1:56.511	06.965	27	1:58.114	25.998	69	1:57.013	06.896	27	1:57.997	32.592
8	1:56.085	07.711	21	1:58.281	26.498	999	1:56.992	07.412	22	1:58.214	33.568
34	1:56.805	10.235	22	1:58.392	27.060	94	1:56.921	07.784	21	1:59.174	35.255
15	1:56.304	11.590	28	1:58.377	29.073	4	1:57.053	09.244	28	1:58.855	35.771
19	1:57.868	12.850	5	1:57.203	39.932	8	1:56.858	09.754	5	1:57.490	42.378
32	1:56.716	13.938	11	2:11.848	43.218	15	1:56.486	11.619			
88	1:57.263	14.901	Num	Lap Time	Gap	34	1:56.680	13.133			
10	1:57.645	16.094	Lap 10			19	1:57.015	14.371			
126	1:57.684	16.820	9	1:56.600		32	1:57.135	16.303			
17	1:57.518	18.024	62	1:55.832	02.032	88	1:57.119	17.402			
35	1:58.102	21.039	555	1:55.716	03.052	126	1:57.767	20.739			





Circuit de Barcelona

TCR Europe

Race - 1

Best Sectors Results



Sector - 1				Sector - 2				Sector - 3				Ideal Lap vs Best Lap			
Clas	Nº	Driver	Time	Nº	Driver	Time	Nº	Driver	Time	Clas	Nº	Driver	Ideal Lap	Best Lap	Clas
1	69	Jean-Karl Vernay	32.446	116	Ashley Sutton	44.737	9	Attila Tassi	37.600	1	69	Jean-Karl Vernay	1:55.118	1:55.352	1
2	19	Andreas Bäckman	32.627	8	Reece Barr	44.842	8	Reece Barr	37.635	2	9	Attila Tassi	1:55.227	1:55.413	2
3	25	Mikel Azcona	32.720	9	Attila Tassi	44.849	94	Kris Richard	37.694	3	116	Ashley Sutton	1:55.244	1:55.466	4
4	55	Norbert Michelisz	32.743	555	Norbert Michelisz	44.869	909	Mike Halder	37.699	4	8	Reece Barr	1:55.323	1:55.744	10
5	9	Attila Tassi	32.778	99	Josh Files	44.878	116	Ashley Sutton	37.707	5	555	Norbert Michelisz	1:55.325	1:55.449	3
6	22	Nathanaël Berthon	32.781	69	Jean-Karl Vernay	44.907	555	Norbert Michelisz	37.713	6	25	Mikel Azcona	1:55.461	1:55.547	6
7	15	Peter Terting	32.792	999	Dániel Nagy	44.923	62	Dušan Borkovic	37.733	7	999	Dániel Nagy	1:55.482	1:55.482	5
8	99	Dániel Nagy	32.794	25	Mikel Azcona	44.936	69	Jean-Karl Vernay	37.765	8	99	Josh Files	1:55.499	1:55.555	7
9	11	Ashley Sutton	32.800	34	Stian Paulsen	44.971	999	Dániel Nagy	37.765	9	62	Dušan Borkovic	1:55.584	1:55.611	8
10	62	Dušan Borkovic	32.820	4	Julien Briché	45.004	99	Josh Files	37.770	10	94	Kris Richard	1:55.683	1:55.906	13
11	34	Stian Paulsen	32.842	62	Dušan Borkovic	45.031	4	Julien Briché	37.771	11	34	Stian Paulsen	1:55.689	1:55.864	12
12	17	Martin Ryba	32.844	94	Kris Richard	45.077	25	Mikel Azcona	37.805	12	909	Mike Halder	1:55.706	1:55.848	11
13	8	Reece Barr	32.846	32	Oliver Taylor	45.115	15	Peter Terting	37.841	13	4	Julien Briché	1:55.716	1:55.716	9
14	90	Mike Halder	32.846	88	Maxime Potty	45.119	34	Stian Paulsen	37.876	14	15	Peter Terting	1:55.815	1:56.304	14
15	99	Josh Files	32.851	909	Mike Halder	45.161	19	Andreas Bäckman	37.971	15	19	Andreas Bäckman	1:55.886	1:56.432	16
16	12	Jessica Bäckman	32.865	15	Peter Terting	45.182	11	Jens Reno Møller	38.081	16	32	Oliver Taylor	1:56.191	1:56.531	17
17	94	Kris Richard	32.912	19	Andreas Bäckman	45.288	32	Oliver Taylor	38.082	17	88	Maxime Potty	1:56.210	1:57.119	22
18	10	Viktor Davidovski	32.930	223	Nathanaël Berthon	45.293	88	Maxime Potty	38.097	18	223	Nathanaël Berthon	1:56.282	1:56.399	15
19	4	Julien Briché	32.941	17	Martin Ryba	45.396	5	Klim Gavrilov	38.114	19	17	Martin Ryba	1:56.748	1:56.961	18
20	32	Oliver Taylor	32.994	5	Klim Gavrilov	45.573	21	Marie Baus-Coppen	38.197	20	11	Jens Reno Møller	1:56.808	1:57.030	19
21	88	Maxime Potty	32.994	10	Viktor Davidovski	45.658	223	Nathanaël Berthon	38.208	21	126	Jessica Bäckman	1:56.814	1:57.114	21
22	11	Jens Reno Møller	33.007	28	Jean-Laurent Navarr	45.670	28	Jean-Laurent Navarr	38.264	22	5	Klim Gavrilov	1:56.892	1:57.146	23
23	35	M. Sathienthirakul	33.090	126	Jessica Bäckman	45.675	126	Jessica Bäckman	38.274	23	10	Viktor Davidovski	1:56.898	1:57.055	20
24	27	Enrique Hernando	33.109	11	Jens Reno Møller	45.720	10	Viktor Davidovski	38.310	24	28	Jean-Laurent Navarr	1:57.096	1:57.424	24
25	28	Jean-Laurent Navarr	33.162	27	Enrique Hernando	45.863	42	Stefano Comini	38.366	25	21	Marie Baus-Coppen	1:57.404	1:58.192	28
26	5	Klim Gavrilov	33.205	21	Marie Baus-Coppen	45.926	27	Enrique Hernando	38.450	26	27	Enrique Hernando	1:57.422	1:57.653	25
27	42	Stefano Comini	33.245	22	Petr Fulín	45.942	35	M. Sathienthirakul	38.453	27	35	M. Sathienthirakul	1:57.586	1:57.718	26
28	22	Petr Fulín	33.250	35	M. Sathienthirakul	46.043	38	Danny Kroes	38.460	28	22	Petr Fulín	1:57.656	1:57.860	27
29	38	Danny Kroes	33.250	38	Danny Kroes	46.526	22	Petr Fulín	38.464	29	38	Danny Kroes	1:58.236	1:58.236	29
30	21	Marie Baus-Coppen	33.281	42	Stefano Comini	46.949	17	Martin Ryba	38.508	30	42	Stefano Comini	1:58.560	2:00.840	30
31	23	Francisco Abreu	46.160	23	Francisco Abreu	1:10.137	23	Francisco Abreu	59.535	31	23	Francisco Abreu	2:55.832	2:55.832	31

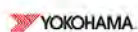




Circuit de Barcelona
 TCR Europe
 Race - 1
 Leader Sequence



Nº	Driver	Nat	Team	Nat	Vehicle	Start Lap	End Lap	Laps	Total Laps
9	Attila Tassi	HUN	Hell Energy Racing with KCMG	HUN	Honda Civic Type R FK7 TCR	1	12	12	12





Circuit de Barcelona

TCR Europe

Race - 1

Best 5 Lap Times



Cls	Nº	Driver	Nat	Team	Nat	Vehicle	Best 1		Best 2		Best 3		Best 4		Best 5	
							Time	Lap	Time	Lap	Time	Lap	Time	Lap	Time	Lap
1	69	Jean-Karl Vernay	FRA	Leopard Lukoil Team	FRA	Audi RS3 LMS TCR	1:55.352	4	1:55.727	5	1:56.307	8	1:56.401	10	1:56.486	12
2	9	Attila Tassi	HUN	Hell Energy Racing with KCMG	HUN	Honda Civic Type R FK7 TCR	1:55.413	5	1:55.434	4	1:55.876	7	1:56.337	11	1:56.445	8
3	555	Norbert Michelisz	HUN	M1RA	HUN	Hyundai i30 N TCR	1:55.449	4	1:55.716	10	1:55.731	5	1:55.966	7	1:56.258	11
4	116	Ashley Sutton	GBR	WestCoast Racing	GBR	Volkswagen Golf GTI TCR	1:55.466	4	1:55.711	5	1:56.302	12	1:56.334	8	1:56.350	7
5	999	Dániel Nagy	HUN	M1RA	HUN	Hyundai i30 N TCR	1:55.482	4	1:55.915	5	1:56.251	8	1:56.648	12	1:56.651	10
6	25	Mikel Azcona	ESP	PCR Sport	ESP	Cupra TCR	1:55.547	4	1:55.652	5	1:56.020	7	1:56.348	12	1:56.501	10
7	99	Josh Files	GBR	Hell Energy Racing with KCMG	GBR	Honda Civic Type R FK7 TCR	1:55.555	4	1:55.760	5	1:56.421	7	1:57.070	6	1:57.191	8
8	62	Dušan Borkovic	SRB	Target Competition	SRB	Hyundai i30 N TCR	1:55.611	4	1:55.778	5	1:55.832	10	1:56.291	9	1:56.306	11
9	4	Julien Briché	FRA	JSB Compétition	FRA	Peugeot 308 TCR	1:55.716	5	1:56.352	4	1:56.475	10	1:56.511	8	1:56.566	7
10	8	Reece Barr	IRE	Target Competition	IRE	Hyundai i30 N TCR	1:55.744	5	1:56.085	8	1:56.119	7	1:56.261	4	1:56.378	6
11	909	Mike Halder	GER	Hell Energy Racing with KCMG	GER	Honda Civic Type R FK7 TCR	1:55.848	5	1:56.002	4	1:57.831	6	2:06.695	8	2:13.561	7
12	34	Stian Paulsen	NOR	Stian Paulsen Racing	NOR	Cupra TCR	1:55.864	5	1:56.680	11	1:56.717	4	1:56.805	8	1:57.006	7
13	94	Kris Richard	SUI	Target Competition	SUI	Hyundai i30 N TCR	1:55.906	5	1:56.064	4	1:56.194	8	1:56.771	10	1:56.921	11
14	15	Peter Terting	GER	Target Competition	GER	Hyundai i30 N TCR	1:56.304	8	1:56.368	9	1:56.462	12	1:56.486	7	1:56.486	11
15	223	Nathanaël Berthon	FRA	Comtoy Racing	FRA	Audi RS3 LMS TCR	1:56.399	4	1:56.608	5	2:06.909	6	2:17.771	1	2:41.003	3
16	19	Andreas Bäckman	SW	WestCoast Racing	SW	Volkswagen Golf GTI TCR	1:56.432	4	1:56.613	9	1:56.791	7	1:56.991	5	1:57.015	11
17	32	Oliver Taylor	GBR	Pyro Motorsport	GBR	Honda Civic Type R FK7 TCR	1:56.531	4	1:56.716	8	1:56.804	5	1:57.135	11	1:57.147	9
18	17	Martin Ryba	SVK	Brutal Fish Racing Team	SVK	Volkswagen Golf GTI TCR	1:56.961	4	1:57.394	5	1:57.518	8	1:57.641	7	1:58.473	9
19	11	Jens Reno Møller	DEN	Reno Racing	DEN	Honda Civic Type R FK7 TCR	1:57.030	6	1:57.299	4	1:59.543	7	1:59.746	5	2:00.317	8
20	10	Viktor Davidovski	MKD	PSS Racing Team	MKD	Honda Civic Type R FK7 TCR	1:57.055	5	1:57.506	4	1:57.583	12	1:57.589	7	1:57.645	8
21	126	Jessica Bäckman	SW	WestCoast Racing	SW	Volkswagen Golf GTI TCR	1:57.114	5	1:57.182	4	1:57.626	6	1:57.664	9	1:57.684	8
22	88	Maxime Potty	BEL	Comtoy Racing	BEL	Volkswagen Golf GTI TCR	1:57.119	11	1:57.169	12	1:57.263	8	1:57.280	9	1:57.546	10
23	5	Klim Gavrilov	RUS	LTA Rally	RUS	Volkswagen Golf GTI TCR	1:57.146	7	1:57.158	11	1:57.203	9	1:57.245	8	1:57.451	10
24	28	Jean-Laurent	FRA	MN Développement	FRA	Volkswagen Golf GTI TCR	1:57.424	6	1:57.929	7	1:58.319	4	1:58.377	9	1:58.507	10
25	27	Enrique Hernando	ESP	Sports & You	ESP	Peugeot 308 TCR	1:57.653	6	1:57.997	12	1:58.114	9	1:58.234	4	1:58.336	11
26	35	M. Sathienthirakul	THA	Monlau Competición	THA	Cupra TCR	1:57.718	6	1:57.943	4	1:57.966	5	1:58.035	7	1:58.102	8
27	22	Petr Fulín	CZE	Fulin Race Academy	CZE	Cupra TCR	1:57.860	8	1:57.926	6	1:58.214	12	1:58.392	9	1:58.409	11
28	21	Marie	FRA	JSB Compétition	FRA	Cupra TCR DSG	1:58.192	6	1:58.245	5	1:58.281	9	1:58.607	4	1:59.042	11
29	38	Danny Kroes	NED	PCR Sport	NED	Cupra TCR	1:58.236	4	2:29.294	3	2:32.316	1	3:12.694	2		
30	42	Stefano Comini	SUI	Autodis Racing by THX	SUI	Honda Civic Type R FK7 TCR	2:00.840	4	2:02.908	5	2:24.423	1	2:34.374	3	3:10.807	2
31	23	Francisco Abreu	POR	Sports & You	POR	Peugeot 308 TCR	2:55.832	1								





Circuit de Barcelona

TCR Europe

Race - 1

Best 5 Top Speeds



Cls	Nº	Driver	Nat	Team	Nat	Vehicle	Top 1		Top 2		Top 3		Top 4		Top 5		Avg
							Km/h	Lap	Km/h	Lap	Km/h	Lap	Km/h	Lap	Km/h	Lap	
1	69	Jean-Karl Vernay	FRA	Leopard Lukoil Team	FRA	Audi RS3 LMS TCR	249.4	11	248.8	8	248.8	10	247.7	9	247.7	12	248.5
2	34	Stian Paulsen	NOR	Stian Paulsen Racing	NOR	Cupra TCR	247.7	6	247.1	4	245.4	7	245.4	11	244.8	12	246.1
3	25	Mikel Azcona	ESP	PCR Sport	ESP	Cupra TCR	246.5	10	246.0	11	244.8	6	244.8	12	244.3	5	245.3
4	38	Danny Kroes	NED	PCR Sport	NED	Cupra TCR	246.5	4	246.5	5	213.0	1	204.9	2	171.4	3	216.5
5	223	Nathanaël Berthon	FRA	Comtoyou Racing	FRA	Audi RS3 LMS TCR	246.5	5	244.8	4	242.6	6	212.1	1	154.2	3	220.1
6	4	Julien Briché	FRA	JSB Compétition	FRA	Peugeot 308 TCR	245.4	4	243.7	7	242.6	8	242.1	11	241.6	9	243.1
7	5	Klim Gavrilov	RUS	LTA Rally	RUS	Volkswagen Golf GTI TCR	245.4	4	241.0	5	238.4	10	238.4	11	238.4	12	240.3
8	27	Enrique Hernando	ESP	Sports & You	ESP	Peugeot 308 TCR	245.4	5	244.8	8	243.7	4	243.7	7	241.0	10	243.8
9	22	Petr Fulín	CZE	Fulin Race Academy	CZE	Cupra TCR	244.8	10	244.3	7	243.7	6	243.2	4	242.6	12	243.7
10	35	M. Sathienthirakul	THA	Monlau Competición	THA	Cupra TCR	244.8	4	242.6	12	242.1	5	242.1	11	241.0	7	242.5
11	19	Andreas Bäckman	SW	WestCoast Racing	SW	Volkswagen Golf GTI TCR	244.3	11	243.7	6	243.7	10	243.2	4	243.2	12	243.6
12	32	Oliver Taylor	GBR	Pyro Motorsport	GBR	Honda Civic Type R FK7 TCR	243.7	6	243.7	7	242.6	4	242.6	10	242.1	5	243.0
13	88	Maxime Potty	BEL	Comtoyou Racing	BEL	Volkswagen Golf GTI TCR	243.7	4	243.7	7	243.2	6	243.2	8	243.2	10	243.4
14	116	Ashley Sutton	GBR	WestCoast Racing	GBR	Volkswagen Golf GTI TCR	243.7	8	243.2	9	242.1	6	242.1	10	242.1	11	242.6
15	11	Jens Reno Møller	DEN	Reno Racing	DEN	Honda Civic Type R FK7 TCR	243.2	4	243.2	5	243.2	7	242.6	9	241.6	6	242.8
16	15	Peter Terting	GER	Target Competition	GER	Hyundai i30 N TCR	243.2	8	242.1	10	241.6	4	241.0	5	241.0	7	241.8
17	8	Reece Barr	IRE	Target Competition	IRE	Hyundai i30 N TCR	242.6	11	242.6	12	241.6	4	241.6	9	241.0	5	241.9
18	28	Jean-Laurent	FRA	MN Développement	FRA	Volkswagen Golf GTI TCR	242.6	5	241.6	4	241.0	9	241.0	11	240.5	12	241.3
19	909	Mike Halder	GER	Hell Energy Racing with KCMG	GER	Honda Civic Type R FK7 TCR	242.6	4	242.6	5	242.6	6	240.5	7	202.2	1	234.1
20	999	Dániel Nagy	HUN	M1RA	HUN	Hyundai i30 N TCR	242.6	10	242.1	9	241.6	12	241.0	7	241.0	11	241.7
21	17	Martin Ryba	SVK	Brutal Fish Racing Team	SVK	Volkswagen Golf GTI TCR	242.1	4	241.6	5	241.0	6	240.5	9	240.0	7	241.0
22	126	Jessica Bäckman	SW	WestCoast Racing	SW	Volkswagen Golf GTI TCR	242.1	5	242.1	7	242.1	10	241.6	4	241.0	8	241.8
23	10	Viktor Davidovski	MKD	PSS Racing Team	MKD	Honda Civic Type R FK7 TCR	241.6	8	241.0	10	241.0	11	240.5	12	240.0	4	240.8
24	21	Marie	FRA	JSB Compétition	FRA	Cupra TCR DSG	241.6	5	241.6	7	240.5	4	240.5	10	240.0	12	240.8
25	94	Kris Richard	SUI	Target Competition	SUI	Hyundai i30 N TCR	241.6	7	241.6	9	241.6	11	241.0	10	240.0	5	241.1
26	99	Josh Files	GBR	Hell Energy Racing with KCMG	GBR	Honda Civic Type R FK7 TCR	241.0	5	240.0	4	238.4	6	237.8	9	237.3	7	238.9
27	555	Norbert Michelisz	HUN	M1RA	HUN	Hyundai i30 N TCR	241.0	5	240.5	6	239.4	4	239.4	7	238.4	12	239.7
28	62	Dušan Borkovic	SRB	Target Competition	SRB	Hyundai i30 N TCR	240.5	6	240.5	7	240.0	4	240.0	8	239.4	9	240.1
29	42	Stefano Comini	SUI	Autodis Racing by THX	SUI	Honda Civic Type R FK7 TCR	239.4	4	236.3	5	210.5	1	172.5	3	171.7	2	206.1
30	9	Attila Tassi	HUN	Hell Energy Racing with KCMG	HUN	Honda Civic Type R FK7 TCR	237.8	6	237.3	5	237.3	7	237.3	11	236.8	8	237.3
31	23	Francisco Abreu	POR	Sports & You	POR	Peugeot 308 TCR	217.3	1									217.3





Circuit de Barcelona
 TCR Europe
 Race - 1
 Fastest Laps Sequence



Lap	Time of Day	Session Time	Nº	Driver	Nat	Team	Nat	Vehicle	Time	Km/h
4	17:39:00.526	9:57.526	9	Attila Tassi	HUN	Hell Energy Racing with KCMG	HUN	Honda Civic Type R FK7 TCR	1:55.434	145.1
4	17:39:03.666	10:00.666	69	Jean-Karl Vernay	FRA	Leopard Lukoil Team	FRA	Audi RS3 LMS TCR	1:55.352	145.2





Circuit de Barcelona

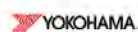
TCR Europe

Race - 1

Event Best Maximum Speed



Nº	Driver	Nat	Team	Nat	Vehicle	Km/h	Session
69	Jean-Karl Vernay	FRA	Leopard Lukoil Team	FRA	Audi RS3 LMS TCR	249.4	Race - 1
34	Stian Paulsen	NOR	Stian Paulsen Racing	NOR	Cupra TCR	247.7	Race - 1
25	Mikel Azcona	ESP	PCR Sport	ESP	Cupra TCR	247.1	Free Practice - 1
23	Francisco Abreu	POR	Sports & You	POR	Peugeot 308 TCR	246.5	Free Practice - 1
38	Danny Kroes	NED	PCR Sport	NED	Cupra TCR	246.5	Race - 1
223	Nathanaël Bertho	FRA	Comtoyou Racing	FRA	Audi RS3 LMS TCR	246.5	Race - 1
27	Enrique Hernand	ESP	Sports & You	ESP	Peugeot 308 TCR	246.0	Free Practice - 1
62	Dušan Borkovic	SRB	Target Competition	SRB	Hyundai i30 N TCR	246.0	Free Practice - 1
4	Julien Briché	FRA	JSB Compétition	FRA	Peugeot 308 TCR	245.4	Race - 1
5	Klim Gavrilov	RUS	LTA Rally	RUS	Volkswagen Golf GTI TCR	245.4	Race - 1
116	Ashley Sutton	GBR	WestCoast Racing	GBR	Volkswagen Golf GTI TCR	244.8	Free Practice - 2
35	M. Sathienthirakul	THA	Monlau Competición	THA	Cupra TCR	244.8	Race - 1
22	Petr Fulín	CZE	Fulin Race Academy	CZE	Cupra TCR	244.8	Race - 1
88	Maxime Potty	BEL	Comtoyou Racing	BEL	Volkswagen Golf GTI TCR	244.3	Free Practice - 2
19	Andreas Bäckma	SWE	WestCoast Racing	SWE	Volkswagen Golf GTI TCR	244.3	Race - 1
17	Martin Ryba	SVK	Brutal Fish Racing Team	SVK	Volkswagen Golf GTI TCR	243.7	Free Practice - 1
32	Oliver Taylor	GBR	Pyro Motorsport	GBR	Honda Civic Type R FK7 TCR	243.7	Race - 1
10	Viktor Davidovski	MKD	PSS Racing Team	MKD	Honda Civic Type R FK7 TCR	243.2	Free Practice - 1
21	Marie Baus-Cop	FRA	JSB Compétition	FRA	Cupra TCR DSG	243.2	Free Practice - 1
11	Jens Reno Møller	DEN	Reno Racing	DEN	Honda Civic Type R FK7 TCR	243.2	Free Practice - 2
126	Jessica Bäckman	SWE	WestCoast Racing	SWE	Volkswagen Golf GTI TCR	243.2	Free Practice - 2
15	Peter Terting	GER	Target Competition	GER	Hyundai i30 N TCR	243.2	Race - 1
99	Josh Files	GBR	Hell Energy Racing with KCMG	GBR	Honda Civic Type R FK7 TCR	242.6	Free Practice - 1
909	Mike Halder	GER	Hell Energy Racing with KCMG	GER	Honda Civic Type R FK7 TCR	242.6	Free Practice - 1
28	Jean-Laurent Nav	FRA	MN Développement	FRA	Volkswagen Golf GTI TCR	242.6	Free Practice - 2
999	Dániel Nagy	HUN	M1RA	HUN	Hyundai i30 N TCR	242.6	Race - 1
8	Reece Barr	IRE	Target Competition	IRE	Hyundai i30 N TCR	242.6	Race - 1
111	Nikola Miljković	SRB	LEIN Racing	SRB	Cupra TCR	242.1	Free Practice - 2
555	Norbert Michelisz	HUN	M1RA	HUN	Hyundai i30 N TCR	242.1	Free Practice - 2
42	Stefano Comini	SUI	Autodis Racing by THX	SUI	Honda Civic Type R FK7 TCR	242.1	Qualifying - 1
9	Attila Tassi	HUN	Hell Energy Racing with KCMG	HUN	Honda Civic Type R FK7 TCR	242.1	Qualifying - 2
94	Kris Richard	SUI	Target Competition	SUI	Hyundai i30 N TCR	241.6	Race - 1



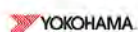


Circuit de Barcelona
 TCR Europe
 Race - 1
 Lap Chart



LAP

Nr	Pos	Grid	1	2	3	4	5	6	7	8	9	10	11	12
9	1	9	9	9	9	9	9	9	9	9	9	9	9	9
99	2	99	99	99	99	99	99	99	99	99	62	62	62	62
25	3	25	62	62	62	62	62	62	62	62	555	555	555	555
62	4	62	25	25	25	25	25	25	25	25	116	116	116	116
555	5	555	116	555	555	555	555	555	555	555	25	25	25	25
116	6	116	555	116	116	116	116	116	116	116	69	69	69	69
999	7	999	999	999	999	999	999	69	69	69	999	999	999	999
909	8	909	94	94	94	69	69	999	999	999	94	94	94	94
15	9	15	69	69	69	94	94	94	94	94	99	4	4	4
94	10	94	909	909	909	909	909	909	4	4	4	8	8	8
4	11	4	15	15	15	4	4	4	8	8	8	15	15	15
8	12	8	4	4	4	15	15	8	34	34	34	34	34	34
69	13	69	223	223	223	223	223	34	19	15	15	19	19	19
88	14	88	88	88	88	34	34	19	15	19	19	32	32	32
34	15	34	34	34	34	19	8	15	32	32	32	88	88	88
19	16	19	19	19	19	8	19	32	88	88	88	10	126	126
32	17	32	8	8	8	88	32	88	10	10	10	126	10	10
223	18	223	32	32	32	32	88	10	126	126	126	99	17	17
5	19	5	42	42	42	10	10	126	17	17	17	17	35	35
126	20	126	10	10	10	126	126	17	35	35	35	35	27	27
11	21	11	126	126	126	17	17	35	21	27	27	27	22	22
38	22	38	17	17	17	42	35	223	27	21	21	22	21	21
22	23	22	21	21	21	35	21	21	909	22	22	21	28	28
10	24	10	35	35	35	21	27	27	22	28	28	28	5	5
42	25	42	5	5	5	5	22	22	11	11	5	5		
17	26	17	22	22	22	22	11	11	28	909	11			
35	27	35	27	27	27	27	42	28	5	5				
111	28	111	38	38	38	38	28	5						
23	29	23	28	28	28	11	5							
28	30	28	11	11	11	28								
21	31	21	23											
27	32	27												


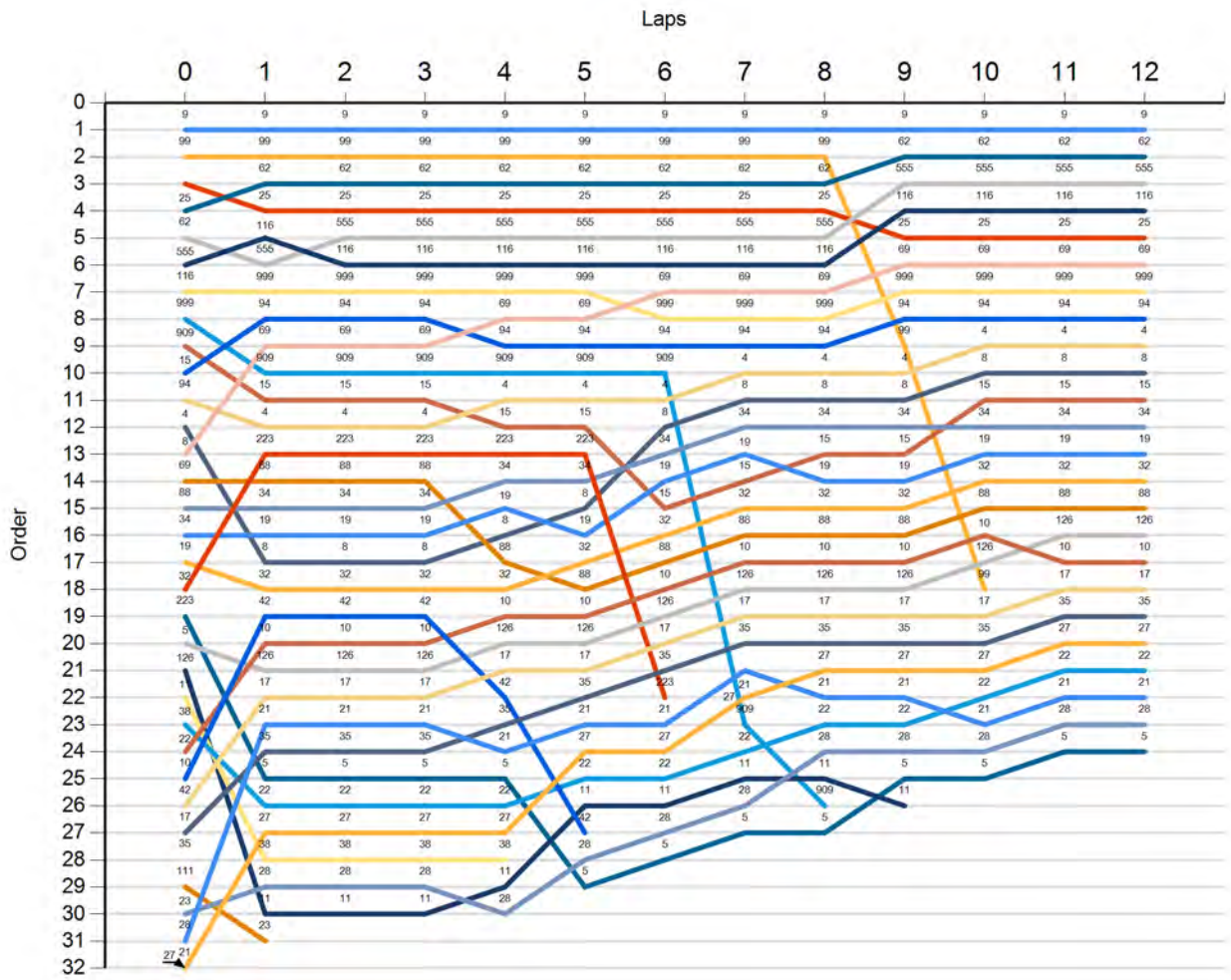




Circuit de Barcelona
 TCR Europe
 Race - 1
 Graphic Lap Chart



- 9
- 99
- 25
- 62
- 555
- 116
- 999
- 909
- 15
- 94
- 4
- 8
- 69
- 88
- 34
- 19
- 32
- 223
- 5
- 126
- 11
- 38
- 22
- 10
- 42
- 17
- 35
- 111
- 23
- 28
- 21
- 27

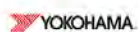




Circuit de Barcelona
 TCR Europe
 Race - 1
 Pit Stop Analysis

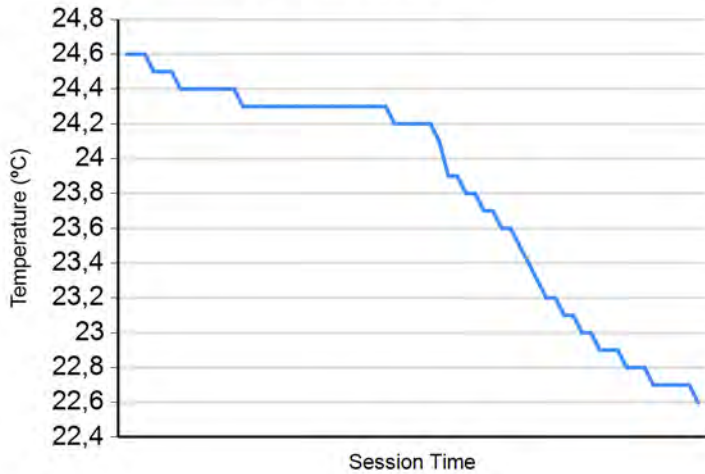


Nº	In Day	Time	Driver	Nat	Team	Nat	Vehicle	In Time	Stop Nº	Pit Time	Handicap	Penalty
----	--------	------	--------	-----	------	-----	---------	---------	---------	----------	----------	---------

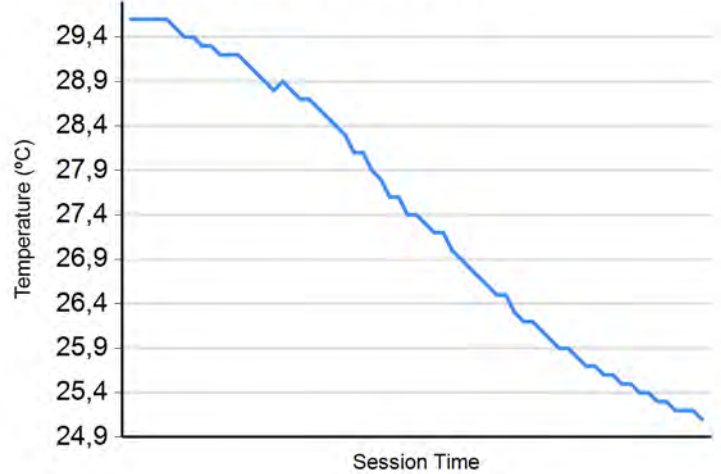




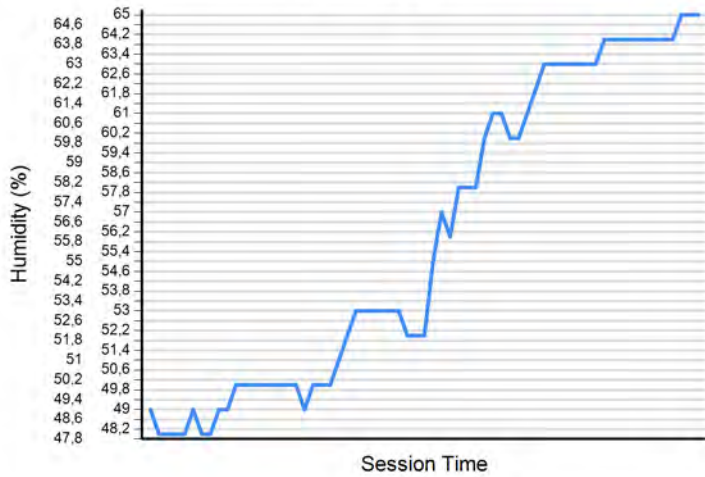
Air Temperature



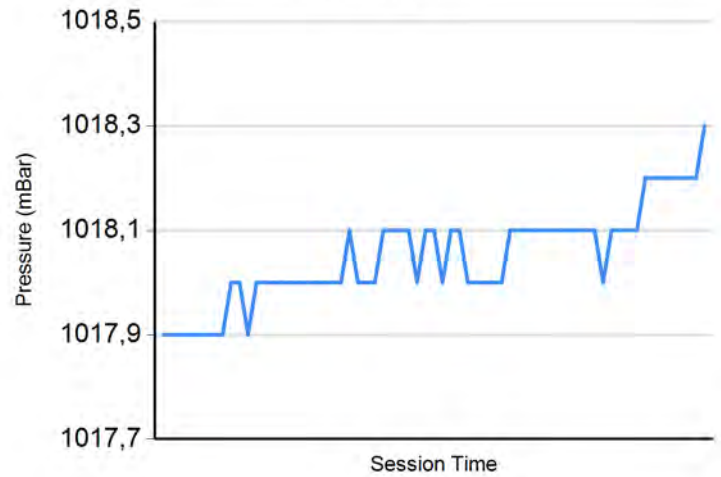
Track Temperature



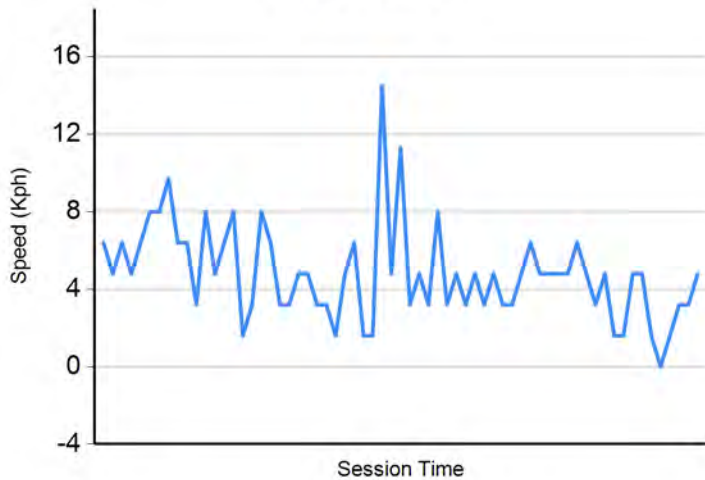
Humidity



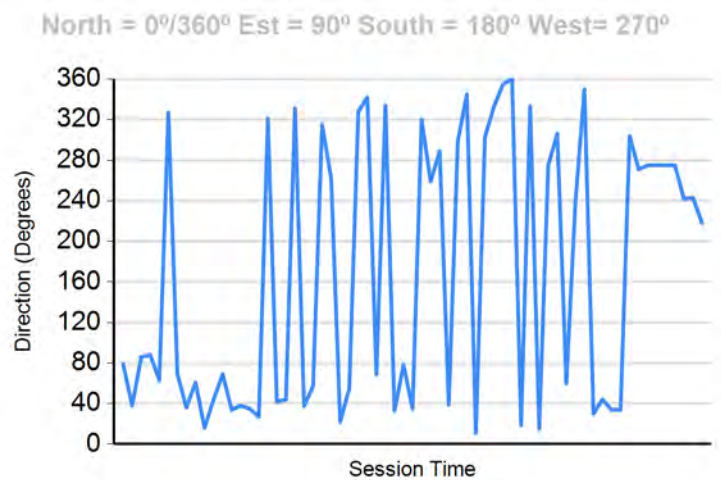
Pressure



Wind Speed



Wind direction





Circuit de Barcelona

TCR Europe

Race - 1

Final Results



Cls	Nº	Driver	Nat	Team	Nat	Vehicle	Laps	Total Time	Gap	Interval	Km/h	Best	Time	Km/h
1	9	Attila Tassi	HUN	Hell Energy Racing with KCMG	HUN	Honda Civic Type R FK7 TCR	12	25:27.908			131.6	5	1:55.413	145.2
2	62	Dušan Borkovic	SRB	Target Competition	SRB	Hyundai i30 N TCR	12	25:31.330	3.422	3.422	131.3	4	1:55.611	144.9
3	555	Norbert Michelisz	HUN	M1RA	HUN	Hyundai i30 N TCR	12	25:31.807	3.899	0.477	131.2	4	1:55.449	145.1
4	116	Ashley Sutton	GBR	WestCoast Racing	GBR	Volkswagen Golf GTI TCR	12	25:33.242	5.334	1.435	131.1	4	1:55.466	145.1
5	25	Mikel Azcona	ESP	PCR Sport	ESP	Cupra TCR	12	25:34.001	6.093	0.759	131.0	4	1:55.547	145.0
6	69	Jean-Karl Vernay	FRA	Leopard Lukoil Team	FRA	Audi RS3 LMS TCR	12	25:34.574	6.666	0.573	131.0	4	1:55.352	145.2
7	999	Dániel Nagy	HUN	M1RA	HUN	Hyundai i30 N TCR	12	25:35.252	7.344	0.678	130.9	4	1:55.482	145.1
8	94	Kris Richard	SUI	Target Competition	SUI	Hyundai i30 N TCR	12	25:35.924	8.016	0.672	130.9	5	1:55.906	144.5
9	4	Julien Briché	FRA	JSB Compétition	FRA	Peugeot 308 TCR	12	25:37.264	9.356	1.340	130.8	5	1:55.716	144.8
10	8	Reece Barr	IRE	Target Competition	IRE	Hyundai i30 N TCR	12	25:37.957	10.049	0.693	130.7	5	1:55.744	144.7
11	15	Peter Terting	GER	Target Competition	GER	Hyundai i30 N TCR	12	25:39.273	11.365	1.316	130.6	8	1:56.304	144.0
12	34	Stian Paulsen	NOR	Stian Paulsen Racing	NOR	Cupra TCR	12	25:41.663	13.755	2.390	130.4	5	1:55.864	144.6
13	19	Andreas Bäckman	SW	WestCoast Racing	SW	Volkswagen Golf GTI TCR	12	25:42.741	14.833	1.078	130.3	4	1:56.432	143.9
14	32	Oliver Taylor	GBR	Pyro Motorsport	GBR	Honda Civic Type R FK7 TCR	12	25:44.733	16.825	1.992	130.1	4	1:56.531	143.8
15	88	Maxime Potty	BEL	Comtoy Racing	BEL	Volkswagen Golf GTI TCR	12	25:45.763	17.855	1.030	130.0	11	1:57.119	143.0
16	126	Jessica Bäckman	SW	WestCoast Racing	SW	Volkswagen Golf GTI TCR	12	25:49.629	21.721	3.866	129.7	5	1:57.114	143.0
17	10	Viktor Davidovski	MKD	PSS Racing Team	MKD	Honda Civic Type R FK7 TCR	12	25:50.857	22.949	1.228	129.6	5	1:57.055	143.1
18	17	Martin Ryba	SVK	Brutal Fish Racing Team	SVK	Volkswagen Golf GTI TCR	12	25:58.203	30.295	7.346	129.0	4	1:56.961	143.2
19	35	M. Sathienthirakul	THA	Monlau Competición	THA	Cupra TCR	12	25:58.676	30.768	0.473	129.0	6	1:57.718	142.3
20	27	Enrique Hernando	ESP	Sports & You	ESP	Peugeot 308 TCR	12	26:00.500	32.592	1.824	128.8	6	1:57.653	142.4
21	22	Petr Fulín	CZE	Fulin Race Academy	CZE	Cupra TCR	12	26:01.476	33.568	0.976	128.7	8	1:57.860	142.1
22	21	Marie Baus-Coppens	FRA	JSB Compétition	FRA	Cupra TCR DSG	12	26:03.163	35.255	1.687	128.6	6	1:58.192	141.7
23	28	Jean-Laurent Navarro	FRA	MN Développement	FRA	Volkswagen Golf GTI TCR	12	26:03.679	35.771	0.516	128.6	6	1:57.424	142.7
24	5	Klim Gavrilov	RUS	LTA Rally	RUS	Volkswagen Golf GTI TCR	12	26:10.286	42.378	6.607	128.0	7	1:57.146	143.0
25	99	Josh Files	GBR	Hell Energy Racing with KCMG	GBR	Honda Civic Type R FK7 TCR	10	21:57.327	2 Laps	2 Laps	127.2	4	1:55.555	145.0
26	11	Jens Reno Møller	DEN	Reno Racing	DEN	Honda Civic Type R FK7 TCR	9	20:21.473	3 Laps	1 Lap	123.4	6	1:57.030	143.1
Not classified: (Requirements: 75% of number laps of leader = 9 Laps)														
	909	Mike Halder	GER	Hell Energy Racing with KCMG	GER	Honda Civic Type R FK7 TCR	8	18:15.606	4 Laps	1 Lap	122.3	5	1:55.848	144.6
	223	Nathanaël Berthon	FRA	Comtoy Racing	FRA	Audi RS3 LMS TCR	6	14:06.839	6 Laps	2 Laps	118.7	4	1:56.399	143.9
	42	Stefano Comini	SUI	Autodis Racing by THX	SUI	Honda Civic Type R FK7 TCR	5	12:13.352	7 Laps	1 Lap	114.2	4	2:00.840	138.6
	38	Danny Kroes	NED	PCR Sport	NED	Cupra TCR	4	10:12.540	8 Laps	1 Lap	109.4	4	1:58.236	141.7
	23	Francisco Abreu	POR	Sports & You	POR	Peugeot 308 TCR	1	2:55.832	11 Laps	3 Laps	95.3	1	2:55.832	95.3
	111	Nikola Miljković	SRB	LEIN Racing	SRB	Cupra TCR								

Fastest lap VERNAY in 1:55.352 at 145.3 Km/h in lap 4

Published at:.....

Track Temp: 26.0 °C Air Temp: 23.2 °C Humidity: 63 % Track Status: DRY

Stewards:	Race Director:	Timekeeper: 
-----------	----------------	---





Circuit de Barcelona
TCR Europe
Race - 2
Starting Grid



30	21	BAUS-COPPENS	1:57.620
28	111	MILJKOVIC	1:56.869
26	17	RYBA	1:56.764
24	10	DAVIDOVSKI	1:55.658
22	38	KROES	1:55.475
20	126	J.BÄCKMAN	1:55.307
18	23	ABREU	1:55.161
16	32	TAYLOR	1:55.006
14	34	PAULSEN	1:54.817
12	69	VERNAY	1:54.672
10	4	BRICHÉ	1:54.629
8	99	FILES	1:53.902
6	62	BORKOVIC	1:54.186
4	116	SUTTON	1:54.367
2	909	HALDER	1:54.473

.16.	31	27	HERNANDO	
.15.	29	28	NAVARRO	1:57.127
.14.	27	35	SATHIENTHIRAKUL	1:56.776
.13.	25	42	COMINI	1:56.035
.12.	23	22	FULÍN	1:55.649
.11.	21	11	MØLLER	1:55.447
.10.	19	5	GAVRILOV	1:55.162
.9.	17	223	BERTHON	1:55.145
.8.	15	19	A.BÄCKMAN	1:54.931
.7.	13	88	POTTY	1:54.776
.6.	11	8	BARR	1:54.899
.5.	9	9	TASSI	1:53.861
.4.	7	25	AZCONA	1:54.167
.3.	5	555	MICHELISZ	1:54.198
.2.	3	999	NAGY	1:54.461
.1.	1	15	TERTING	1:54.521



Pole

CAR #94 CANCELLATION THE TIME MADE ON LAP 4 IN QUALIFYING 2 AND DROP OF 10 GRID POSITIONS FOR RACE 2 DECISION Nº 3
CAR #94 DISQUALIFYING OF THE EVENT DECISION Nº 6

Published at:.....

Stewards:

Timekeeper:





Circuit de Barcelona

TCR Europe

Race - 2

Provisional Results



Cls	Nº	Driver	Nat	Team	Nat	Vehicle	Laps	Total Time	Gap	Interval	Km/h	Best	Time	Km/h
1	909	Mike Halder	GER	Hell Energy Racing with KCMG	GER	Honda Civic Type R FK7 TCR	12	25:17.363			132.5	5	1:55.455	145.1
2	999	Dániel Nagy	HUN	M1RA	HUN	Hyundai i30 N TCR	12	25:17.771	0.408	0.408	132.4	5	1:55.353	145.2
3	116	Ashley Sutton	GBR	WestCoast Racing	GBR	Volkswagen Golf GTI TCR	12	25:18.881	1.518	1.110	132.3	5	1:54.971	145.7
4	555	Norbert Michelisz	HUN	M1RA	HUN	Hyundai i30 N TCR	12	25:19.232	1.869	0.351	132.3	7	1:55.605	144.9
5	15	Peter Terting	GER	Target Competition	GER	Hyundai i30 N TCR	12	25:23.847	6.484	4.615	131.9	7	1:56.055	144.3
6	99	Josh Files	GBR	Hell Energy Racing with KCMG	GBR	Honda Civic Type R FK7 TCR	12	25:24.105	6.742	0.258	131.9	6	1:56.027	144.4
7	69	Jean-Karl Vernay	FRA	Leopard Lukoil Team	FRA	Audi RS3 LMS TCR	12	25:24.233	6.870	0.128	131.9	8	1:55.805	144.7
8	25	Mikel Azcona	ESP	PCR Sport	ESP	Cupra TCR	12	25:24.655	7.292	0.422	131.8	6	1:56.125	144.3
9	34	Stian Paulsen	NOR	Stian Paulsen Racing	NOR	Cupra TCR	12	25:31.279	13.916	6.624	131.3	5	1:56.166	144.2
10	8	Reece Barr	IRE	Target Competition	IRE	Hyundai i30 N TCR	12	25:31.599	14.236	0.320	131.2	8	1:56.137	144.2
11	42	Stefano Comini	SUI	Autodis Racing by THX	SUI	Honda Civic Type R FK7 TCR	12	25:32.094	14.731	0.495	131.2	6	1:56.710	143.5
12	23	Francisco Abreu	POR	Sports & You	POR	Peugeot 308 TCR	12	25:34.691	17.328	2.597	131.0	6	1:56.532	143.8
13	19	Andreas Bäckman	SW	WestCoast Racing	SW	Volkswagen Golf GTI TCR	12	25:34.977	17.614	0.286	131.0	5	1:56.870	143.3
14	126	Jessica Bäckman	SW	WestCoast Racing	SW	Volkswagen Golf GTI TCR	12	25:35.693	18.330	0.716	130.9	6	1:56.875	143.3
15	10	Viktor Davidovski	MKD	PSS Racing Team	MKD	Honda Civic Type R FK7 TCR	12	25:35.973	18.610	0.280	130.9	8	1:57.211	142.9
16	88	Maxime Potty	BEL	Comtoy Racing	BEL	Volkswagen Golf GTI TCR	12	25:36.901	19.538	0.928	130.8	9	1:57.137	143.0
17	32	Oliver Taylor	GBR	Pyro Motorsport	GBR	Honda Civic Type R FK7 TCR	12	25:40.168	22.805	3.267	130.5	6	1:57.036	143.1
18	27	Enrique Hernandez	ESP	Sports & You	ESP	Peugeot 308 TCR	12	25:47.060	29.697	6.892	129.9	5	1:57.695	142.3
19	17	Martin Ryba	SVK	Brutal Fish Racing Team	SVK	Volkswagen Golf GTI TCR	12	25:47.697	30.334	0.637	129.9	6	1:57.863	142.1
20	21	Marie Baus-Coppens	FRA	JSB Compétition	FRA	Cupra TCR DSG	12	25:50.553	33.190	2.856	129.6	8	1:57.896	142.1
21	111	Nikola Miljković	SRB	LEIN Racing	SRB	Cupra TCR	12	26:13.169	55.806	22.616	127.8	8	2:00.731	138.8
22	4	Julien Briché	FRA	JSB Compétition	FRA	Peugeot 308 TCR	11	23:37.569	1 Lap	1 Lap	130.0	8	1:56.137	144.2
23	22	Petr Fulín	CZE	Fulin Race Academy	CZE	Cupra TCR	9	19:58.684	3 Laps	2 Laps	125.8	7	1:57.699	142.3
Not classified: (Requirements: 75% of number laps of leader = 9 Laps)														
28	Jean-Laurent Navarro	FRA	MN Développement	FRA	Volkswagen Golf GTI TCR	7	16:02.257	5 Laps	2 Laps	121.9	5	1:59.853	139.8	
38	Danny Kroes	NED	PCR Sport	NED	Cupra TCR	2	4:35.201	10 Laps	5 Laps	121.7	1	2:07.719	131.2	
62	Dušan Borkovic	SRB	Target Competition	SRB	Hyundai i30 N TCR	2	4:44.587	10 Laps	9.386	117.7	1	2:06.817	132.1	
11	Jens Reno Møller	DEN	Reno Racing	DEN	Honda Civic Type R FK7 TCR	2	4:49.417	10 Laps	4.830	115.8	1	2:10.810	128.1	
9	Attila Tassi	HUN	Hell Energy Racing with KCMG	HUN	Honda Civic Type R FK7 TCR									
223	Nathanaël Berthon	FRA	Comtoy Racing	FRA	Audi RS3 LMS TCR									
5	Klim Gavrilov	RUS	LTA Rally	RUS	Volkswagen Golf GTI TCR									
35	M. Sathienthirakul	THA	Monlau Competición	THA	Cupra TCR									

Fastest lap SUTTON in 1:54.971 at 145.8 Km/h in lap 5

Published at:.....

Track Temp: 31.8 °C Air Temp: 25.9 °C Humidity: 51 % Track Status: DRY

Stewards:	Race Director:	Timekeeper: 
-----------	----------------	---





Circuit de Barcelona

TCR Europe

Race - 2

Provisional Classification by Driver Fastest Lap



Cls	Nº	Driver	Nat	Team	Nat	Vehicle	Laps	Best	Time	Gap	Interval	Km/h
1	11	Ashley Sutton	GBR	WestCoast Racing	GBR	Volkswagen Golf GTI TCR	12	5	1:54.971			145.7
2	99	Dániel Nagy	HUN	M1RA	HUN	Hyundai i30 N TCR	12	5	1:55.353	0.382	0.382	145.2
3	90	Mike Halder	GER	Hell Energy Racing with KCMG	GER	Honda Civic Type R FK7 TCR	12	5	1:55.455	0.484	0.102	145.1
4	55	Norbert Michelisz	HUN	M1RA	HUN	Hyundai i30 N TCR	12	7	1:55.605	0.634	0.150	144.9
5	69	Jean-Karl Vernay	FRA	Leopard Lukoil Team	FRA	Audi RS3 LMS TCR	12	8	1:55.805	0.834	0.200	144.7
6	99	Josh Files	GBR	Hell Energy Racing with KCMG	GBR	Honda Civic Type R FK7 TCR	12	6	1:56.027	1.056	0.222	144.4
7	15	Peter Terting	GER	Target Competition	GER	Hyundai i30 N TCR	12	7	1:56.055	1.084	0.028	144.3
8	25	Mikel Azcona	ESP	PCR Sport	ESP	Cupra TCR	12	6	1:56.125	1.154	0.070	144.3
9	4	Julien Briché	FRA	JSB Compétition	FRA	Peugeot 308 TCR	11	8	1:56.137	1.166	0.012	144.2
10	8	Reece Barr	IRE	Target Competition	IRE	Hyundai i30 N TCR	12	8	1:56.137	1.166	0.000	144.2
11	34	Stian Paulsen	NOR	Stian Paulsen Racing	NOR	Cupra TCR	12	5	1:56.166	1.195	0.029	144.2
12	23	Francisco Abreu	POR	Sports & You	POR	Peugeot 308 TCR	12	6	1:56.532	1.561	0.366	143.8
13	42	Stefano Comini	SUI	Autodis Racing by THX	SUI	Honda Civic Type R FK7 TCR	12	6	1:56.710	1.739	0.178	143.5
14	19	Andreas Bäckma	SWE	WestCoast Racing	SWE	Volkswagen Golf GTI TCR	12	5	1:56.870	1.899	0.160	143.3
15	12	Jessica Bäckman	SWE	WestCoast Racing	SWE	Volkswagen Golf GTI TCR	12	6	1:56.875	1.904	0.005	143.3
16	32	Oliver Taylor	GBR	Pyro Motorsport	GBR	Honda Civic Type R FK7 TCR	12	6	1:57.036	2.065	0.161	143.1
17	88	Maxime Potty	BEL	Comtoy Racing	BEL	Volkswagen Golf GTI TCR	12	9	1:57.137	2.166	0.101	143.0
18	10	Viktor Davidovski	MKD	PSS Racing Team	MKD	Honda Civic Type R FK7 TCR	12	8	1:57.211	2.240	0.074	142.9
19	27	Enrique Hernand	ESP	Sports & You	ESP	Peugeot 308 TCR	12	5	1:57.695	2.724	0.484	142.3
20	22	Petr Fulín	CZE	Fulin Race Academy	CZE	Cupra TCR	9	7	1:57.699	2.728	0.004	142.3
21	17	Martin Ryba	SVK	Brutal Fish Racing Team	SVK	Volkswagen Golf GTI TCR	12	6	1:57.863	2.892	0.164	142.1
22	21	Marie Baus-Cop	FRA	JSB Compétition	FRA	Cupra TCR DSG	12	8	1:57.896	2.925	0.033	142.1
23	28	Jean-Laurent Nav	FRA	MN Développement	FRA	Volkswagen Golf GTI TCR	7	5	1:59.853	4.882	1.957	139.8
24	11	Nikola Miljković	SRB	LEIN Racing	SRB	Cupra TCR	12	8	2:00.731	5.760	0.878	138.8
25	62	Dušan Borkovic	SRB	Target Competition	SRB	Hyundai i30 N TCR	2	1	2:06.817	11.846	6.086	132.1
26	38	Danny Kroes	NED	PCR Sport	NED	Cupra TCR	2	1	2:07.719	12.748	0.902	131.2
27	11	Jens Reno Møller	DEN	Reno Racing	DEN	Honda Civic Type R FK7 TCR	2	1	2:10.810	15.839	3.091	128.1





Circuit de Barcelona

TCR Europe

Race - 2

Distance and Speed Average



Cls	Nº	Driver	Nat	Team	Nat	Vehicle	Cls	Laps	Distance	Total Time	Km/h
1	909	Mike Halder	GER	Hell Energy Racing with KCMG	GER	Honda Civic Type R FK7 TCR	1	12	55.86	25:17.363	132.5
2	999	Dániel Nagy	HUN	M1RA	HUN	Hyundai i30 N TCR	1	12	55.86	25:17.771	132.4
3	116	Ashley Sutton	GBR	WestCoast Racing	GBR	Volkswagen Golf GTI TCR	1	12	55.86	25:18.881	132.3
4	555	Norbert Michelisz	HUN	M1RA	HUN	Hyundai i30 N TCR	2	12	55.86	25:19.232	132.3
5	15	Peter Terting	GER	Target Competition	GER	Hyundai i30 N TCR	3	12	55.86	25:23.847	131.9
6	99	Josh Files	GBR	Hell Energy Racing with KCMG	GBR	Honda Civic Type R FK7 TCR	2	12	55.86	25:24.105	131.9
7	69	Jean-Karl Vernay	FRA	Leopard Lukoil Team	FRA	Audi RS3 LMS TCR	1	12	55.86	25:24.233	131.9
8	25	Mikel Azcona	ESP	PCR Sport	ESP	Cupra TCR	1	12	55.86	25:24.655	131.8
9	34	Stian Paulsen	NOR	Stian Paulsen Racing	NOR	Cupra TCR	2	12	55.86	25:31.279	131.3
10	8	Reece Barr	IRE	Target Competition	IRE	Hyundai i30 N TCR	4	12	55.86	25:31.599	131.2
11	42	Stefano Comini	SUI	Autodis Racing by THX	SUI	Honda Civic Type R FK7 TCR	3	12	55.86	25:32.094	131.2
12	23	Francisco Abreu	POR	Sports & You	POR	Peugeot 308 TCR	1	12	55.86	25:34.691	131.0
13	19	Andreas Bäckman	SWE	WestCoast Racing	SWE	Volkswagen Golf GTI TCR	2	12	55.86	25:34.977	131.0
14	126	Jessica Bäckman	SWE	WestCoast Racing	SWE	Volkswagen Golf GTI TCR	3	12	55.86	25:35.693	130.9
15	10	Viktor Davidovski	MKD	PSS Racing Team	MKD	Honda Civic Type R FK7 TCR	4	12	55.86	25:35.973	130.9
16	88	Maxime Potty	BEL	Comtoy Racing	BEL	Volkswagen Golf GTI TCR	4	12	55.86	25:36.901	130.8
17	32	Oliver Taylor	GBR	Pyro Motorsport	GBR	Honda Civic Type R FK7 TCR	5	12	55.86	25:40.168	130.5
18	27	Enrique Hernando	ESP	Sports & You	ESP	Peugeot 308 TCR	2	12	55.86	25:47.060	129.9
19	17	Martin Ryba	SVK	Brutal Fish Racing Team	SVK	Volkswagen Golf GTI TCR	5	12	55.86	25:47.697	129.9
20	21	Marie Baus-Coppens	FRA	JSB Compétition	FRA	Cupra TCR DSG	3	12	55.86	25:50.553	129.6
21	111	Nikola Miljković	SRB	LEIN Racing	SRB	Cupra TCR	4	12	55.86	26:13.169	127.8
22	4	Julien Briché	FRA	JSB Compétition	FRA	Peugeot 308 TCR	3	11	51.20	23:37.569	130.0
23	22	Petr Fulín	CZE	Fulin Race Academy	CZE	Cupra TCR	5	9	41.89	19:58.684	125.8
Not classified: (Requirements: 75% of number laps of leader = 9 Laps)											
28	Jean-Laurent Navarro	FRA	MN Développement	FRA	Volkswagen Golf GTI TCR	6	7	32.58	16:02.257	121.9	
38	Danny Kroes	NED	PCR Sport	NED	Cupra TCR	6	2	09.31	4:35.201	121.7	
62	Dušan Borkovic	SRB	Target Competition	SRB	Hyundai i30 N TCR	5	2	09.31	4:44.587	117.7	
11	Jens Reno Møller	DEN	Reno Racing	DEN	Honda Civic Type R FK7 TCR	6	2	09.31	4:49.417	115.8	
9	Attila Tassi	HUN	Hell Energy Racing with KCMG	HUN	Honda Civic Type R FK7 TCR	7					
223	Nathanaël Berthon	FRA	Comtoy Racing	FRA	Audi RS3 LMS TCR	2					
5	Klim Gavrilov	RUS	LTA Rally	RUS	Volkswagen Golf GTI TCR	7					
35	M. Sathienthirakul	THA	Monlau Competición	THA	Cupra TCR	7					





Circuit de Barcelona

TCR Europe

Race - 2

Lap Analysis



4 Julien Briché Peugeot 308 TCR JSB Compétition							11 Jens Reno Møller Honda Civic Type R FK7 TCR Reno Racing								
Lap	D	Time	Sector 1	Sector 2	Sector 3	T. Spd	Elapsed	Lap	D	Time	Sector 1	Sector 2	Sector 3	T. Spd	Elapsed
1		2:06.102	39.527	46.027	40.548	205.7	2:06.102	1		2:10.810	41.204	45.933	43.673	213.0	2:10.810
2		2:17.840	38.069	55.244	44.527	238.4	4:23.942	2		2:38.607 P	43.885	55.519	59.203	137.4	4:49.417
3		2:58.069	49.516	1:15.956	52.597	132.1	7:22.011	15 Peter Terting Hyundai i30 N TCR Target Competition							
4		2:30.447	47.549	55.854	47.044	140.8	9:52.458	Lap	D	Time	Sector 1	Sector 2	Sector 3	T. Spd	Elapsed
5		1:56.189	32.847	45.232	38.110	241.0	11:48.647	1		2:01.968	38.331	45.751	37.886	195.2	2:01.968
6		1:56.270	32.773	45.330	38.167	242.6	13:44.917	2		2:15.858	38.590	53.474	43.794	232.7	4:17.826
7		1:56.187	32.835	45.244	38.108	242.6	15:41.104	3		2:59.799	50.673	1:14.940	54.186	145.9	7:17.625
8		1:56.137	33.013	45.237	37.887	241.6	17:37.241	4		2:32.676	46.202	57.356	49.118	130.9	9:50.301
9		1:56.242	32.912	45.210	38.120	241.0	19:33.483	5		1:56.105	33.326	45.049	37.730	234.2	11:46.406
10		1:58.324 P	32.965	45.843	39.516	240.0	21:31.807	6		1:56.572	32.923	45.265	38.384	236.3	13:42.978
11		2:05.762 P	33.168	45.836	46.758	235.8	23:37.569	7		1:56.055	32.996	45.194	37.865	238.4	15:39.033
5 Klim Gavrilov Volkswagen Golf GTI TCR LTA Rally							8		1:56.227	33.040	45.222	37.965	237.3	17:35.260	
Lap	D	Time	Sector 1	Sector 2	Sector 3	T. Spd	Elapsed	9		1:56.314	32.911	45.288	38.115	236.8	19:31.574
1			42.156			210.1		10		1:56.852	33.062	45.419	38.371	236.8	21:28.426
8 Reece Barr Hyundai i30 N TCR Target Competition							11		1:56.946	33.173	45.405	38.368	232.2	23:25.372	
Lap	D	Time	Sector 1	Sector 2	Sector 3	T. Spd	Elapsed	12		1:58.475	33.676	45.663	39.136	231.2	25:23.847
1		2:06.787	39.798	46.587	40.402	206.8	2:06.787	17 Martin Ryba Volkswagen Golf GTI TCR Brutal Fish Racing Team							
2		2:20.464	40.442	55.294	44.728	198.5	4:27.251	Lap	D	Time	Sector 1	Sector 2	Sector 3	T. Spd	Elapsed
3		2:56.973	48.683	1:15.964	52.326	122.0	7:24.224	1		2:11.399	42.912	48.091	40.396	219.5	2:11.399
4		2:29.448	47.731	55.640	46.077	153.1	9:53.672	2		2:27.570	43.905	56.150	47.515	138.4	4:38.969
5		1:57.558	33.045	46.340	38.173	238.9	11:51.230	3		2:50.611	41.959	1:16.589	52.063	201.8	7:29.580
6		1:56.262	32.804	45.374	38.084	242.1	13:47.492	4		2:26.329	46.984	55.462	43.883	125.4	9:55.909
7		1:56.771	32.802	45.998	37.971	242.1	15:44.263	5		1:58.208	33.596	45.841	38.771	240.0	11:54.117
8		1:56.137	32.939	45.078	38.120	236.3	17:40.400	6		1:57.863	33.304	45.842	38.717	238.4	13:51.980
9		1:57.290	33.037	45.693	38.560	240.5	19:37.690	7		1:58.628	33.151	45.928	39.549	237.8	15:50.608
10		1:57.573	33.234	45.869	38.470	239.4	21:35.263	8		1:57.958	33.504	45.926	38.528	240.0	17:48.566
11		1:58.354	33.073	46.124	39.157	240.5	23:33.617	9		1:58.604	33.444	46.091	39.069	238.9	19:47.170
12		1:57.982	33.177	46.210	38.595	238.9	25:31.599	10		1:59.483	33.850	46.655	38.978	237.8	21:46.653
9 Attila Tassi Honda Civic Type R FK7 TCR Hell Energy Racing with KCMG							11		2:00.191	34.492	46.585	39.114	237.3	23:46.844	
Lap	D	Time	Sector 1	Sector 2	Sector 3	T. Spd	Elapsed	12		2:00.853	33.945	46.925	39.983	230.2	25:47.697
1			39.412	45.858		207.6		19 Andreas Bäckman Volkswagen Golf GTI TCR WestCoast Racing							
10 Viktor Davidovski Honda Civic Type R FK7 TCR PSS Racing Team							Lap	D	Time	Sector 1	Sector 2	Sector 3	T. Spd	Elapsed	
Lap	D	Time	Sector 1	Sector 2	Sector 3	T. Spd	Elapsed	1		2:07.132	41.688	45.978	39.466	212.1	2:07.132
1		2:10.959	42.407	47.067	41.485	209.7	2:10.959	2		2:20.894	40.766	55.979	44.149	187.8	4:28.026
2		2:24.465	42.266	56.086	46.113	152.5	4:35.424	3		2:57.330	48.632	1:16.504	52.194	131.2	7:25.356
3		2:53.383	44.760	1:16.422	52.201	145.7	7:28.807	4		2:28.671	47.471	55.403	45.797	151.0	9:54.027
4		2:26.558	47.040	55.133	44.385	117.2	9:55.365	5		1:56.870	33.151	45.643	38.076	242.6	11:50.897
5		1:57.860	33.368	45.886	38.606	237.8	11:53.225	6		1:57.016	32.845	45.493	38.678	243.2	13:47.913
6		1:57.256	33.021	45.668	38.567	239.4	13:50.481	7		1:58.891	32.990	46.290	39.611	241.0	15:46.804
7		1:57.254	32.949	45.616	38.689	240.0	15:47.735	8		1:57.403	33.043	45.619	38.741	241.6	17:44.207
8		1:57.211	33.128	45.550	38.533	239.4	17:44.946	9		1:57.085	32.981	45.692	38.412	241.0	19:41.292
9		1:57.630	33.206	45.744	38.680	241.0	19:42.576	10		1:57.256	33.100	45.804	38.352	241.6	21:38.548
10		1:57.738	33.039	45.827	38.872	241.0	21:40.314	11		1:57.506	33.193	45.828	38.485	241.6	23:36.054
11		1:57.280	33.402	45.574	38.304	237.3	23:37.594	12		1:58.923	33.605	46.591	38.727	245.4	25:34.977
12		1:58.379	33.151	46.220	39.008	239.4	25:35.973								





Circuit de Barcelona

TCR Europe

Race - 2

Lap Analysis



21

Marie Baus-Coppens

Cupra TCR DSG

25

Mikel Azcona

Cupra TCR

JSB Compétition

PCR Sport

Lap D	Time	Sector 1	Sector 2	Sector 3	T. Spd	Elapsed	Lap D	Time	Sector 1	Sector 2	Sector 3	T. Spd	Elapsed
1	2:16.633	43.309	53.856	39.468	218.6	2:16.633	1	2:04.990	39.639	46.089	39.262	198.8	2:04.990
2	2:26.920	42.186	57.643	47.091	159.5	4:43.553	2	2:16.827	37.812	55.029	43.986	219.9	4:21.817
3	2:49.905	42.637	1:16.363	50.905	197.4	7:33.458	3	2:58.672	49.840	1:16.373	52.459	139.5	7:20.489
4	2:26.000	48.921	54.525	42.554	122.3	9:59.458	4	2:31.246	47.128	56.863	47.255	127.9	9:51.735
5	1:58.857	33.431	45.888	39.538	237.3	11:58.315	5	1:56.308	32.880	45.314	38.114	241.0	11:48.043
6	2:00.222	34.233	47.435	38.554	231.7	13:58.537	6	1:56.125	32.960	45.052	38.113	242.1	13:44.168
7	1:57.925	33.432	46.184	38.309	235.2	15:56.462	7	1:56.355	32.831	45.207	38.317	243.7	15:40.523
8	1:57.896	33.379	46.083	38.434	236.3	17:54.358	8	1:57.433	33.522	45.812	38.099	242.6	17:37.956
9	1:59.098	33.555	46.702	38.841	236.3	19:53.456	9	1:56.368	32.937	45.342	38.089	243.7	19:34.324
10	1:58.790	33.817	46.391	38.582	234.7	21:52.246	10	1:56.403	32.842	45.389	38.172	243.2	21:30.727
11	1:58.952	33.498	46.259	39.195	235.8	23:51.198	11	1:56.712	33.013	45.387	38.312	241.0	23:27.439
12	1:59.355	33.615	46.370	39.370	235.2	25:50.553	12	1:57.216	33.146	45.609	38.461	241.0	25:24.655

22

Petr Fulín

Cupra TCR

27

Enrique Hernando

Peugeot 308 TCR

Fulin Race Academy

Sports & You

Lap D	Time	Sector 1	Sector 2	Sector 3	T. Spd	Elapsed	Lap D	Time	Sector 1	Sector 2	Sector 3	T. Spd	Elapsed
1	2:11.635	42.716	48.710	40.209	210.5	2:11.635	1	2:13.666	45.813	46.981	40.872	216.8	2:13.666
2	2:28.445	44.128	57.454	46.863	143.4	4:40.080	2	2:28.114	44.442	57.035	46.637	129.3	4:41.780
3	2:50.285	41.741	1:17.324	51.220	221.3	7:30.365	3	2:50.530	42.527	1:17.072	50.931	191.4	7:32.310
4	2:25.863	47.249	55.069	43.545	128.5	9:56.228	4	2:25.846	47.335	55.563	42.948	127.2	9:58.156
5	1:59.434	33.447	45.884	40.103	240.5	11:55.662	5	1:57.695	33.081	45.540	39.074	241.0	11:55.851
6	1:57.862	33.051	45.389	39.422	241.6	13:53.524	6	1:57.919	33.307	45.859	38.753	237.3	13:53.770
7	1:57.699	33.116	45.718	38.865	242.6	15:51.223	7	1:57.827	33.285	45.834	38.708	243.2	15:51.597
8	1:58.244	33.226	46.059	38.959	243.2	17:49.467	8	1:58.112	33.138	46.348	38.626	245.4	17:49.709
9	2:09.217 P	33.269	47.224	48.724	243.2	19:58.684	9	1:58.564	33.332	46.574	38.658	243.7	19:48.273
10							10	1:58.611	33.224	46.556	38.831	237.3	21:46.884
11							11	1:59.825	34.045	46.490	39.290	238.9	23:46.709
12							12	2:00.351	33.946	47.380	39.025	234.2	25:47.060

23

Francisco Abreu

Peugeot 308 TCR

28

Jean-Laurent Navarro

Volkswagen Golf GTI TCR

Sports & You

MN Développement

Lap D	Time	Sector 1	Sector 2	Sector 3	T. Spd	Elapsed	Lap D	Time	Sector 1	Sector 2	Sector 3	T. Spd	Elapsed
1	2:06.749	40.880	46.300	39.569	210.5	2:06.749	1	2:13.820	43.816	48.883	41.121	218.6	2:13.820
2	2:18.805	38.421	55.455	44.929	208.0	4:25.554	2	2:28.637	44.449	57.454	46.734	123.8	4:42.457
3	2:57.090	48.738	1:16.072	52.280	119.7	7:22.644	3	2:50.342	42.142	1:17.354	50.846	200.7	7:32.799
4	2:30.401	47.783	55.613	47.005	144.9	9:53.045	4	2:25.822	47.337	55.973	42.512	139.3	9:58.621
5	1:57.459	33.484	45.820	38.155	240.0	11:50.504	5	1:59.853	33.251	46.672	39.930	238.9	11:58.474
6	1:56.532	32.883	45.338	38.311	241.0	13:47.036	6	2:01.400	33.828	48.149	39.423	236.8	13:59.874
7	1:58.774	33.102	46.873	38.799	240.5	15:45.810	7	2:02.383	33.931	48.265	40.187	235.2	16:02.257
8	1:56.917	33.225	45.386	38.306	238.4	17:42.727	8		35.387				220.4
9	1:57.211	33.184	45.504	38.523	239.4	19:39.938							
10	1:57.258	33.149	45.526	38.583	239.4	21:37.196							
11	1:58.557	33.196	45.867	39.494	238.9	23:35.753							
12	1:58.938	33.705	46.489	38.744	240.0	25:34.691							

28

Jean-Laurent Navarro

Volkswagen Golf GTI TCR

MN Développement

32

Oliver Taylor

Honda Civic Type R FK7 TCR

Pyro Motorsport

Lap D	Time	Sector 1	Sector 2	Sector 3	T. Spd	Elapsed
1	2:08.742	42.089	46.999	39.654	208.4	2:08.742
2	2:24.063	42.541	56.043	45.479	184.9	4:32.805
3	2:55.272	46.489	1:16.613	52.170	131.0	7:28.077
4	2:27.002	47.152	55.339	44.511	126.9	9:55.079
5	1:57.571	33.511	45.754	38.306	239.4	11:52.650
6	1:57.036	33.114	45.453	38.469	238.4	13:49.686
7	1:57.699	33.038	45.509	39.152	238.9	15:47.385
8	1:58.225	33.827	45.874	38.524	237.8	17:45.610
9	1:58.202	33.316	45.795	39.091	238.4	19:43.812
10	1:59.049	33.253	47.097	38.699	236.3	21:42.861
11	1:57.932	33.340	45.862	38.730	236.8	23:40.793
12	1:59.375	33.245	46.300	39.830	238.4	25:40.168





Circuit de Barcelona
TCR Europe
Race - 2
Lap Analysis



34

Stian Paulsen

Cupra TCR 69

Jean-Karl Vernay

Audi RS3 LMS TCR

Stian Paulsen Racing

Leopard Lukoil Team

Lap D	Time	Sector 1	Sector 2	Sector 3	T. Spd	Elapsed	Lap D	Time	Sector 1	Sector 2	Sector 3	T. Spd	Elapsed
1	2:06.890	40.165	46.504	40.221	213.0	2:06.890	1	2:05.758	39.906	46.223	39.629	210.9	2:05.758
2	2:19.426	39.603	55.476	44.347	201.4	4:26.316	2	2:16.928	37.932	55.186	43.810	226.4	4:22.686
3	2:57.001	49.072	1:15.990	51.939	122.4	7:23.317	3	2:58.650	49.738	1:16.247	52.665	136.1	7:21.336
4	2:29.922	47.925	55.621	46.376	164.8	9:53.239	4	2:30.758	47.646	55.859	47.253	135.3	9:52.094
5	1:56.166	33.252	45.023	37.891	243.2	11:49.405	5	1:56.273	32.895	45.310	38.068	247.7	11:48.367
6	1:56.448	32.865	45.448	38.135	243.7	13:45.853	6	1:56.115	32.871	45.185	38.059	247.7	13:44.482
7	1:56.806	33.286	45.353	38.167	242.6	15:42.659	7	1:56.252	32.815	45.251	38.186	246.5	15:40.734
8	1:57.265	33.235	45.687	38.343	242.1	17:39.924	8	1:55.805	33.005	44.958	37.842	247.1	17:36.539
9	1:57.484	33.283	45.631	38.570	242.1	19:37.408	9	1:56.138	32.758	45.308	38.072	245.4	19:32.677
10	1:57.403	33.226	45.791	38.386	241.6	21:34.811	10	1:56.518	32.958	45.434	38.126	245.4	21:29.195
11	1:58.398	33.285	46.111	39.002	240.5	23:33.209	11	1:56.937	33.119	45.519	38.299	243.2	23:26.132
12	1:58.070	33.369	45.964	38.737	241.0	25:31.279	12	1:58.101	33.510	45.757	38.834	244.3	25:24.233

35

M. Sathienthirakul

Cupra TCR 88

Maxime Potty

Volkswagen Golf GTI TCR

Monlau Competición

Comtoy Racing

Lap D	Time	Sector 1	Sector 2	Sector 3	T. Spd	Elapsed	Lap D	Time	Sector 1	Sector 2	Sector 3	T. Spd	Elapsed
1	2:07.719	41.516	45.801	40.402	213.8	2:07.719	1	2:12.937	39.874	53.415	39.648	207.6	2:12.937
2	2:27.482 P	40.626	56.786	50.070	198.5	4:35.201	2	2:28.343	44.581	57.000	46.762	134.6	4:41.280
3							3	2:50.478	42.513	1:16.857	51.108	201.8	7:31.758
4							4	2:25.222	46.963	55.769	42.490	117.6	9:56.980
5							5	1:58.053	33.467	45.376	39.210	230.7	11:55.033
6							6	1:57.522	33.002	45.386	39.134	241.6	13:52.555
7							7	1:57.514	32.943	45.799	38.772	243.2	15:50.069
8							8	1:57.332	33.056	45.966	38.310	240.5	17:47.401
9							9	1:57.137	32.998	45.630	38.509	241.6	19:44.538
10							10	1:57.715	33.079	46.068	38.568	242.6	21:42.253
11							11	1:57.197	33.140	45.497	38.560	241.6	23:39.450
12							12	1:57.451	33.077	45.737	38.637	242.1	25:36.901

42

Stefano Comini

Honda Civic Type R FK7 TCR

Josh Files

Honda Civic Type R FK7 TCR

Autodis Racing by THX

Hell Energy Racing with KCMG

Lap D	Time	Sector 1	Sector 2	Sector 3	T. Spd	Elapsed	Lap D	Time	Sector 1	Sector 2	Sector 3	T. Spd	Elapsed
1	2:08.058	42.500	46.202	39.356	216.0	2:08.058	1	2:03.243	39.167	45.763	38.313	201.8	2:03.243
2	2:22.543	41.446	56.180	44.917	204.1	4:30.601	2	2:17.491	39.014	54.591	43.886	223.1	4:20.734
3	2:55.771	46.821	1:16.380	52.570	121.4	7:26.372	3	2:58.931	49.778	1:15.865	53.288	181.8	7:19.665
4	2:27.914	47.144	55.144	45.626	141.9	9:54.286	4	2:31.655	46.741	57.133	47.781	134.4	9:51.320
5	1:57.776	34.060	45.643	38.073	239.4	11:52.062	5	1:56.240	33.073	45.308	37.859	242.1	11:47.560
6	1:56.710	33.204	45.378	38.128	240.0	13:48.772	6	1:56.027	32.811	45.123	38.093	241.0	13:43.587
7	1:57.514	33.163	45.540	38.811	237.8	15:46.286	7	1:56.225	32.904	45.221	38.100	242.6	15:39.812
8	1:56.784	33.294	45.453	38.037	235.2	17:43.070	8	1:56.089	32.877	45.251	37.961	240.5	17:35.901
9	1:57.274	33.269	45.826	38.179	235.8	19:40.344	9	1:56.224	32.930	45.214	38.080	242.1	19:32.125
10	1:57.467	33.304	45.900	38.263	236.3	21:37.811	10	1:56.629	32.903	45.542	38.184	242.6	21:28.754
11	1:57.521	33.240	45.738	38.543	237.3	23:35.332	11	1:56.911	33.154	45.457	38.300	241.6	23:25.665
12	1:56.762	32.752	45.903	38.107	236.3	25:32.094	12	1:58.440	33.663	45.604	39.173	242.6	25:24.105

62

Dušan Borkovic

Hyundai i30 N TCR

Target Competition

Lap D	Time	Sector 1	Sector 2	Sector 3	T. Spd	Elapsed
1	2:06.817	38.970	45.765	42.082	203.0	2:06.817
2	2:37.770 P	44.934	56.649	56.187	143.6	4:44.587





Circuit de Barcelona

TCR Europe

Race - 2

Lap Analysis



111

Nikola Miljković

Cupra TCR **555**

Norbert Michelisz

Hyundai i30 N TCR

LEIN Racing

M1RA

Lap	D	Time	Sector 1	Sector 2	Sector 3	T. Spd	Elapsed	Lap	D	Time	Sector 1	Sector 2	Sector 3	T. Spd	Elapsed
1		2:12.310	43.545	49.065	39.700	220.4	2:12.310	1		2:02.946	38.747	45.649	38.550	197.0	2:02.946
2		2:28.583	44.334	57.415	46.834	136.1	4:40.893	2		2:16.417	38.864	54.648	42.905	229.2	4:19.363
3		2:50.333	42.164	1:16.932	51.237	198.1	7:31.226	3		2:59.821	50.563	1:16.048	53.210	153.4	7:19.184
4		2:25.682	47.088	55.427	43.167	124.2	9:56.908	4		2:31.863	46.714	57.202	47.947	137.5	9:51.047
5		2:01.322	34.113	47.487	39.722	238.9	11:58.230	5		1:55.610	32.998	45.003	37.609	233.7	11:46.657
6		2:01.683	34.018	47.672	39.993	237.3	13:59.913	6		1:55.787	32.886	45.322	37.579	238.9	13:42.444
7		2:02.276	34.618	47.425	40.233	235.8	16:02.189	7		1:55.605	32.805	44.931	37.869	233.7	15:38.049
8		2:00.731	34.150	46.757	39.824	235.2	18:02.920	8		1:55.917	32.943	44.960	38.014	236.8	17:33.966
9		2:01.150	34.427	47.106	39.617	233.7	20:04.070	9		1:56.280	32.782	45.151	38.347	236.8	19:30.246
10		2:03.150	35.164	47.764	40.222	232.7	22:07.220	10		1:55.911	32.802	45.116	37.993	237.3	21:26.157
11		2:02.523	34.580	47.741	40.202	231.7	24:09.743	11		1:56.048	32.941	45.098	38.009	236.8	23:22.205
12		2:03.426	34.872	48.152	40.402	231.2	26:13.169	12		1:57.027	32.941	45.322	38.764	238.9	25:19.232

116

Ashley Sutton

Volkswagen Golf GTI TCR **909**

Mike Halder

Honda Civic Type R FK7 TCR

WestCoast Racing

Hell Energy Racing with KCMG

Lap	D	Time	Sector 1	Sector 2	Sector 3	T. Spd	Elapsed	Lap	D	Time	Sector 1	Sector 2	Sector 3	T. Spd	Elapsed
1		2:02.470	38.502	45.765	38.203	200.0	2:02.470	1		2:00.298	37.419	45.213	37.666	196.7	2:00.298
2		2:16.213	38.729	53.913	43.571	240.0	4:18.683	2		2:16.186	38.920	53.621	43.645	231.2	4:16.484
3		2:59.866	50.827	1:15.232	53.807	163.1	7:18.549	3		2:59.311	51.049	1:14.908	53.354	156.5	7:15.795
4		2:32.118	46.757	57.147	48.214	157.8	9:50.667	4		2:33.418	46.598	56.808	50.012	139.3	9:49.213
5		1:54.971	32.936	44.617	37.418	241.0	11:45.638	5		1:55.455	32.799	44.994	37.662	234.7	11:44.668
6		1:55.628	32.835	45.083	37.710	241.6	13:41.266	6		1:55.657	32.946	45.045	37.666	234.7	13:40.325
7		1:56.257	33.025	45.471	37.761	240.5	15:37.523	7		1:55.845	33.045	45.146	37.654	235.2	15:36.170
8		1:55.913	33.028	45.099	37.786	240.5	17:33.436	8		1:56.122	33.118	45.085	37.919	234.2	17:32.292
9		1:56.380	32.915	45.373	38.092	241.6	19:29.816	9		1:55.984	33.024	45.211	37.749	235.2	19:28.276
10		1:55.876	32.856	45.116	37.904	240.5	21:25.692	10		1:56.297	32.954	45.336	38.007	235.2	21:24.573
11		1:56.118	32.910	45.210	37.998	240.5	23:21.810	11		1:56.267	33.049	45.273	37.945	234.7	23:20.840
12		1:57.071	33.041	45.317	38.713	242.1	25:18.881	12		1:56.523	33.008	45.428	38.087	235.2	25:17.363

126

Jessica Bäckman

Volkswagen Golf GTI TCR **999**

Dániel Nagy

Hyundai i30 N TCR

WestCoast Racing

M1RA

Lap	D	Time	Sector 1	Sector 2	Sector 3	T. Spd	Elapsed	Lap	D	Time	Sector 1	Sector 2	Sector 3	T. Spd	Elapsed
1		2:08.537	41.838	46.410	40.289	209.7	2:08.537	1		2:01.430	38.191	45.589	37.650	194.2	2:01.430
2		2:22.909	41.605	56.126	45.178	200.0	4:31.446	2		2:15.716	38.561	53.526	43.629	232.7	4:17.146
3		2:55.521	47.134	1:16.494	51.893	117.9	7:26.967	3		2:59.383	50.979	1:14.876	53.528	146.1	7:16.529
4		2:27.655	47.187	55.180	45.288	144.0	9:54.622	4		2:33.178	46.718	57.195	49.265	132.6	9:49.707
5		1:56.991	33.239	45.503	38.249	243.2	11:51.613	5		1:55.353	32.984	44.842	37.527	233.2	11:45.060
6		1:56.875	32.943	45.221	38.711	241.0	13:48.488	6		1:55.794	33.104	45.075	37.615	235.2	13:40.854
7		1:58.579	32.967	45.746	39.866	241.6	15:47.067	7		1:56.192	33.255	45.433	37.504	234.2	15:37.046
8		1:57.520	33.133	45.665	38.722	242.1	17:44.587	8		1:55.952	33.281	44.957	37.714	234.2	17:32.998
9		1:57.613	33.156	45.773	38.684	241.0	19:42.200	9		1:55.855	32.966	45.164	37.725	235.2	19:28.853
10		1:57.201	33.051	45.539	38.611	239.4	21:39.401	10		1:56.098	32.923	45.224	37.951	234.7	21:24.951
11		1:57.495	33.024	45.786	38.685	240.5	23:36.896	11		1:56.371	33.115	45.228	38.028	234.7	23:21.322
12		1:58.797	33.181	46.507	39.109	241.0	25:35.693	12		1:56.449	33.101	45.312	38.036	235.2	25:17.771

223

Nathanaël Berthon

Audi RS3 LMS TCR

Comtoy Racing

Lap	D	Time	Sector 1	Sector 2	Sector 3	T. Spd	Elapsed
1			40.491	46.404		212.5	





Circuit de Barcelona

TCR Europe

Race - 2

Analysis by Lap



Num	Lap Time	Gap	Num	Lap Time	Gap	Num	Lap Time	Gap	Num	Lap Time	Gap	Num	Lap Time	Gap
Lap 1			34	2:19.426	09.832	27	2:50.530	16.515	34	1:56.166	04.737	111	2:01.683	19.588
909	2:00.298		8	2:20.464	10.767	28	2:50.342	17.004	23	1:57.459	05.836	Num Lap Time Gap		
999	2:01.430	01.132	19	2:20.894	11.542	21	2:49.905	17.663	19	1:56.870	06.229	Lap 7		
15	2:01.968	01.670	42	2:22.543	14.117	Num Lap Time Gap			8	1:57.558	06.562	909	1:55.845	
116	2:02.470	02.172	126	2:22.909	14.962	Lap 4			126	1:56.991	06.945	999	1:56.192	00.876
555	2:02.946	02.648	32	2:24.063	16.321	909	2:33.418		42	1:57.776	07.394	116	1:56.257	01.353
99	2:03.243	02.945	38	2:27.482	18.717	999	2:33.178	00.494	32	1:57.571	07.982	555	1:55.605	01.879
25	2:04.990	04.692	10	2:24.465	18.940	15	2:32.676	01.088	10	1:57.860	08.557	15	1:56.055	02.863
69	2:05.758	05.460	17	2:27.570	22.485	116	2:32.118	01.454	17	1:58.208	09.449	99	1:56.225	03.642
4	2:06.102	05.804	22	2:28.445	23.596	555	2:31.863	01.834	88	1:58.053	10.365	25	1:56.355	04.353
23	2:06.749	06.451	111	2:28.583	24.409	99	2:31.655	02.107	22	1:59.434	10.994	69	1:56.252	04.564
8	2:06.787	06.489	88	2:28.343	24.796	25	2:31.246	02.522	27	1:57.695	11.183	4	1:56.187	04.934
62	2:06.817	06.519	27	2:28.114	25.296	69	2:30.758	02.881	111	2:01.322	13.562	34	1:56.806	06.489
34	2:06.890	06.592	28	2:28.637	25.973	4	2:30.447	03.245	21	1:58.857	13.647	8	1:56.771	08.093
19	2:07.132	06.834	21	2:26.920	27.069	23	2:30.401	03.832	28	1:59.853	13.806	23	1:58.774	09.640
38	2:07.719	07.421	62	2:37.770	28.103	34	2:29.922	04.026	Num Lap Time Gap			42	1:57.514	10.116
42	2:08.058	07.760	11	2:38.607	32.933	8	2:29.448	04.459	Lap 6			19	1:58.891	10.634
126	2:08.537	08.239	Num Lap Time Gap			19	2:28.671	04.814	909	1:55.657		126	1:58.579	10.897
32	2:08.742	08.444	Lap 3			42	2:27.914	05.073	999	1:55.794	00.529	32	1:57.699	11.215
11	2:10.810	10.512	909	2:59.311		126	2:27.655	05.409	116	1:55.628	00.941	10	1:57.254	11.565
10	2:10.959	10.661	999	2:59.383	00.734	32	2:27.002	05.866	555	1:55.787	02.119	88	1:57.514	13.899
17	2:11.399	11.101	15	2:59.799	01.830	10	2:26.558	06.152	15	1:56.572	02.653	17	1:58.628	14.438
22	2:11.635	11.337	116	2:59.866	02.754	17	2:26.329	06.696	99	1:56.027	03.262	22	1:57.699	15.053
111	2:12.310	12.012	555	2:59.821	03.389	22	2:25.863	07.015	25	1:56.125	03.843	27	1:57.827	15.427
88	2:12.937	12.639	99	2:58.931	03.870	111	2:25.682	07.695	69	1:56.115	04.157	21	1:57.925	20.292
27	2:13.666	13.368	25	2:58.672	04.694	88	2:25.222	07.767	4	1:56.270	04.592	111	2:02.276	26.019
28	2:13.820	13.522	69	2:58.650	05.541	27	2:25.846	08.943	34	1:56.448	05.528	28	2:02.383	26.087
21	2:16.633	16.335	4	2:58.069	06.216	28	2:25.822	09.408	23	1:56.532	06.711	Num Lap Time Gap		
Num Lap Time Gap			23	2:57.090	06.849	21	2:26.000	10.245	8	1:56.262	07.167	Lap 8		
Lap 2			34	2:57.001	07.522	Num Lap Time Gap			19	1:57.016	07.588	909	1:56.122	
909	2:16.186		8	2:56.973	08.429	Lap 5			126	1:56.875	08.163	999	1:55.952	00.706
999	2:15.716	00.662	19	2:57.330	09.561	909	1:55.455		42	1:56.710	08.447	116	1:55.913	01.144
15	2:15.858	01.342	42	2:55.771	10.577	999	1:55.353	00.392	32	1:57.036	09.361	555	1:55.917	01.674
116	2:16.213	02.199	126	2:55.521	11.172	116	1:54.971	00.970	10	1:57.256	10.156	15	1:56.227	02.968
555	2:16.417	02.879	32	2:55.272	12.282	15	1:56.105	01.738	17	1:57.863	11.655	99	1:56.089	03.609
99	2:17.491	04.250	10	2:53.383	13.012	555	1:55.610	01.989	88	1:57.522	12.230	69	1:55.805	04.247
25	2:16.827	05.333	17	2:50.611	13.785	99	1:56.240	02.892	22	1:57.862	13.199	4	1:56.137	04.949
69	2:16.928	06.202	22	2:50.285	14.570	25	1:56.308	03.375	27	1:57.919	13.445	25	1:57.433	05.664
4	2:17.840	07.458	111	2:50.333	15.431	69	1:56.273	03.699	21	2:00.222	18.212	34	1:57.265	07.632
23	2:18.805	09.070	88	2:50.478	15.963	4	1:56.189	03.979	28	2:01.400	19.549	8	1:56.137	08.108





Circuit de Barcelona

TCR Europe

Race - 2

Analysis by Lap



Num	Lap Time	Gap	Num	Lap Time	Gap	Num	Lap Time	Gap
23	1:56.917	10.435	Lap 10			10	1:57.280	16.754
42	1:56.784	10.778	909	1:56.297		88	1:57.197	18.610
19	1:57.403	11.915	999	1:56.098	00.378	32	1:57.932	19.953
126	1:57.520	12.295	116	1:55.876	01.119	27	1:59.825	25.869
10	1:57.211	12.654	555	1:55.911	01.584	17	2:00.191	26.004
32	1:58.225	13.318	15	1:56.852	03.853	21	1:58.952	30.358
88	1:57.332	15.109	99	1:56.629	04.181	111	2:02.523	48.903
17	1:57.958	16.274	69	1:56.518	04.622	Num Lap Time Gap		
22	1:58.244	17.175	25	1:56.403	06.154	Lap 12		
27	1:58.112	17.417	4	1:58.324	07.234	909	1:56.523	
21	1:57.896	22.066	34	1:57.403	10.238	999	1:56.449	00.408
111	2:00.731	30.628	8	1:57.573	10.690	116	1:57.071	01.518
Num Lap Time Gap			23	1:57.258	12.623	555	1:57.027	01.869
Lap 9			42	1:57.467	13.238	15	1:58.475	06.484
909	1:55.984		19	1:57.256	13.975	99	1:58.440	06.742
999	1:55.855	00.577	126	1:57.201	14.828	69	1:58.101	06.870
116	1:56.380	01.540	10	1:57.738	15.741	25	1:57.216	07.292
555	1:56.280	01.970	88	1:57.715	17.680	34	1:58.070	13.916
15	1:56.314	03.298	32	1:59.049	18.288	8	1:57.982	14.236
99	1:56.224	03.849	17	1:59.483	22.080	42	1:56.762	14.731
69	1:56.138	04.401	27	1:58.611	22.311	23	1:58.938	17.328
4	1:56.242	05.207	21	1:58.790	27.673	19	1:58.923	17.614
25	1:56.368	06.048	111	2:03.150	42.647	126	1:58.797	18.330
34	1:57.484	09.132	Num Lap Time Gap			10	1:58.379	18.610
8	1:57.290	09.414	Lap 11			88	1:57.451	19.538
23	1:57.211	11.662	909	1:56.267		32	1:59.375	22.805
42	1:57.274	12.068	999	1:56.371	00.482	27	2:00.351	29.697
19	1:57.085	13.016	116	1:56.118	00.970	17	2:00.853	30.334
126	1:57.613	13.924	555	1:56.048	01.365	21	1:59.355	33.190
10	1:57.630	14.300	15	1:56.946	04.532	111	2:03.426	55.806
32	1:58.202	15.536	99	1:56.911	04.825			
88	1:57.137	16.262	69	1:56.937	05.292			
17	1:58.604	18.894	25	1:56.712	06.599			
27	1:58.564	19.997	34	1:58.398	12.369			
21	1:59.098	25.180	8	1:58.354	12.777			
22	2:09.217	30.408	42	1:57.521	14.492			
111	2:01.150	35.794	23	1:58.557	14.913			
			19	1:57.506	15.214			
			126	1:57.495	16.056			
			4	2:05.762	16.729			





Circuit de Barcelona

TCR Europe

Race - 2

Best Sectors Results



Sector - 1				Sector - 2				Sector - 3				Ideal Lap vs Best Lap			
Clas	Nº	Driver	Time	Nº	Driver	Time	Nº	Driver	Time	Clas	Nº	Driver	Ideal Lap	Best Lap	Clas
1	42	Stefano Comini	32.752	116	Ashley Sutton	44.617	116	Ashley Sutton	37.418	1	116	Ashley Sutton	1:54.870	1:54.971	1
2	69	Jean-Karl Vernay	32.758	999	Dániel Nagy	44.842	999	Dániel Nagy	37.504	2	999	Dániel Nagy	1:55.269	1:55.353	2
3	4	Julien Briché	32.773	555	Norbert Michelisz	44.931	555	Norbert Michelisz	37.579	3	555	Norbert Michelisz	1:55.292	1:55.605	4
4	55	Norbert Michelisz	32.782	69	Jean-Karl Vernay	44.958	909	Mike Halder	37.654	4	909	Mike Halder	1:55.447	1:55.455	3
5	90	Mike Halder	32.799	909	Mike Halder	44.994	15	Peter Terting	37.730	5	69	Jean-Karl Vernay	1:55.558	1:55.805	5
6	8	Reece Barr	32.802	34	Stian Paulsen	45.023	69	Jean-Karl Vernay	37.842	6	15	Peter Terting	1:55.690	1:56.055	7
7	99	Josh Files	32.811	15	Peter Terting	45.049	99	Josh Files	37.859	7	34	Stian Paulsen	1:55.779	1:56.166	11
8	25	Mikel Azcona	32.831	25	Mikel Azcona	45.052	4	Julien Briché	37.887	8	99	Josh Files	1:55.793	1:56.027	6
9	11	Ashley Sutton	32.835	8	Reece Barr	45.078	34	Stian Paulsen	37.891	9	8	Reece Barr	1:55.851	1:56.137	9
10	19	Andreas Bäckman	32.845	99	Josh Files	45.123	8	Reece Barr	37.971	10	4	Julien Briché	1:55.870	1:56.137	10
11	34	Stian Paulsen	32.865	4	Julien Briché	45.210	42	Stefano Comini	38.037	11	25	Mikel Azcona	1:55.972	1:56.125	8
12	23	Francisco Abreu	32.883	126	Jessica Bäckman	45.221	19	Andreas Bäckman	38.076	12	42	Stefano Comini	1:56.167	1:56.710	13
13	15	Peter Terting	32.911	23	Francisco Abreu	45.338	25	Mikel Azcona	38.089	13	23	Francisco Abreu	1:56.376	1:56.532	12
14	99	Dániel Nagy	32.923	88	Maxime Potty	45.376	23	Francisco Abreu	38.155	14	126	Jessica Bäckman	1:56.413	1:56.875	15
15	12	Jessica Bäckman	32.943	42	Stefano Comini	45.378	126	Jessica Bäckman	38.249	15	19	Andreas Bäckman	1:56.414	1:56.870	14
16	88	Maxime Potty	32.943	22	Petr Fulín	45.389	10	Viktor Davidovski	38.304	16	88	Maxime Potty	1:56.629	1:57.137	17
17	10	Viktor Davidovski	32.949	32	Oliver Taylor	45.453	32	Oliver Taylor	38.306	17	32	Oliver Taylor	1:56.797	1:57.036	16
18	32	Oliver Taylor	33.038	19	Andreas Bäckman	45.493	21	Marie Baus-Coppen	38.309	18	10	Viktor Davidovski	1:56.803	1:57.211	18
19	22	Petr Fulín	33.051	27	Enrique Hernando	45.540	88	Maxime Potty	38.310	19	27	Enrique Hernando	1:57.247	1:57.695	19
20	27	Enrique Hernando	33.081	10	Viktor Davidovski	45.550	17	Martin Ryba	38.528	20	22	Petr Fulín	1:57.305	1:57.699	20
21	17	Martin Ryba	33.151	62	Dušan Borkovic	45.765	27	Enrique Hernando	38.626	21	17	Martin Ryba	1:57.520	1:57.863	21
22	28	Jean-Laurent Navarr	33.251	38	Danny Kroes	45.801	22	Petr Fulín	38.865	22	21	Marie Baus-Coppen	1:57.576	1:57.896	22
23	21	Marie Baus-Coppen	33.379	17	Martin Ryba	45.841	28	Jean-Laurent Navarr	39.423	23	28	Jean-Laurent Navarr	1:59.346	1:59.853	23
24	11	Nikola Miljković	34.018	9	Attila Tassi	45.858	111	Nikola Miljković	39.617	24	111	Nikola Miljković	2:00.392	2:00.731	24
25	62	Dušan Borkovic	38.970	21	Marie Baus-Coppen	45.888	38	Danny Kroes	40.402	25	62	Dušan Borkovic	2:06.817	2:06.817	25
26	9	Attila Tassi	39.412	11	Jens Reno Møller	45.933	62	Dušan Borkovic	42.082	26	38	Danny Kroes	2:06.829	2:07.719	26
27	22	Nathanaël Berthon	40.491	223	Nathanaël Berthon	46.404	11	Jens Reno Møller	43.673	27	11	Jens Reno Møller	2:10.810	2:10.810	27
28	38	Danny Kroes	40.626	28	Jean-Laurent Navarr	46.672	9	Attila Tassi	Transpo	28	9	Attila Tassi	Transpo	Transpo	28
29	11	Jens Reno Møller	41.204	111	Nikola Miljković	46.757	223	Nathanaël Berthon	Transpo	29	223	Nathanaël Berthon	Transpo	Transpo	29
30	5	Klim Gavrilov	42.156	5	Klim Gavrilov	Transpo	5	Klim Gavrilov	Transpo	30	5	Klim Gavrilov	Transpo	Transpo	30
31	35	M. Sathienthirakul	Transpo	35	M. Sathienthirakul	Transpo	35	M. Sathienthirakul	Transpo	31	35	M. Sathienthirakul	Transpo	Transpo	31

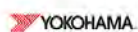




Circuit de Barcelona
 TCR Europe
 Race - 2
 Leader Sequence



Nº	Driver	Nat	Team	Nat	Vehicle	Start Lap	End Lap	Laps	Total Laps
909	Mike Halder	GER	Hell Energy Racing with KCMG	GER	Honda Civic Type R FK7 TCR	1	12	12	12





Circuit de Barcelona

TCR Europe

Race - 2

Best 5 Lap Times



Cls	Nº	Driver	Nat	Team	Nat	Vehicle	Best 1		Best 2		Best 3		Best 4		Best 5	
							Time	Lap	Time	Lap	Time	Lap	Time	Lap	Time	Lap
1	116	Ashley Sutton	GBR	WestCoast Racing	GBR	Volkswagen Golf GTI TCR	1:54.971	5	1:55.628	6	1:55.876	10	1:55.913	8	1:56.118	11
2	999	Dániel Nagy	HUN	M1RA	HUN	Hyundai i30 N TCR	1:55.353	5	1:55.794	6	1:55.855	9	1:55.952	8	1:56.098	10
3	909	Mike Halder	GER	Hell Energy Racing with KCMG	GER	Honda Civic Type R FK7 TCR	1:55.455	5	1:55.657	6	1:55.845	7	1:55.984	9	1:56.122	8
4	555	Norbert Michelisz	HUN	M1RA	HUN	Hyundai i30 N TCR	1:55.605	7	1:55.610	5	1:55.787	6	1:55.911	10	1:55.917	8
5	69	Jean-Karl Vernay	FRA	Leopard Lukoil Team	FRA	Audi RS3 LMS TCR	1:55.805	8	1:56.115	6	1:56.138	9	1:56.252	7	1:56.273	5
6	99	Josh Files	GBR	Hell Energy Racing with KCMG	GBR	Honda Civic Type R FK7 TCR	1:56.027	6	1:56.089	8	1:56.224	9	1:56.225	7	1:56.240	5
7	15	Peter Terting	GER	Target Competition	GER	Hyundai i30 N TCR	1:56.055	7	1:56.105	5	1:56.227	8	1:56.314	9	1:56.572	6
8	25	Mikel Azcona	ESP	PCR Sport	ESP	Cupra TCR	1:56.125	6	1:56.308	5	1:56.355	7	1:56.368	9	1:56.403	10
9	4	Julien Briché	FRA	JSB Compétition	FRA	Peugeot 308 TCR	1:56.137	8	1:56.187	7	1:56.189	5	1:56.242	9	1:56.270	6
10	8	Reece Barr	IRE	Target Competition	IRE	Hyundai i30 N TCR	1:56.137	8	1:56.262	6	1:56.771	7	1:57.290	9	1:57.558	5
11	34	Stian Paulsen	NOR	Stian Paulsen Racing	NOR	Cupra TCR	1:56.166	5	1:56.448	6	1:56.806	7	1:57.265	8	1:57.403	10
12	23	Francisco Abreu	POR	Sports & You	POR	Peugeot 308 TCR	1:56.532	6	1:56.917	8	1:57.211	9	1:57.258	10	1:57.459	5
13	42	Stefano Comini	SUI	Autodis Racing by THX	SUI	Honda Civic Type R FK7 TCR	1:56.710	6	1:56.762	12	1:56.784	8	1:57.274	9	1:57.467	10
14	19	Andreas Bäckman	SW	WestCoast Racing	SW	Volkswagen Golf GTI TCR	1:56.870	5	1:57.016	6	1:57.085	9	1:57.256	10	1:57.403	8
15	126	Jessica Bäckman	SW	WestCoast Racing	SW	Volkswagen Golf GTI TCR	1:56.875	6	1:56.991	5	1:57.201	10	1:57.495	11	1:57.520	8
16	32	Oliver Taylor	GBR	Pyro Motorsport	GBR	Honda Civic Type R FK7 TCR	1:57.036	6	1:57.571	5	1:57.699	7	1:57.932	11	1:58.202	9
17	88	Maxime Potty	BEL	Comtoy Racing	BEL	Volkswagen Golf GTI TCR	1:57.137	9	1:57.197	11	1:57.332	8	1:57.451	12	1:57.514	7
18	10	Viktor Davidovski	MKD	PSS Racing Team	MKD	Honda Civic Type R FK7 TCR	1:57.211	8	1:57.254	7	1:57.256	6	1:57.280	11	1:57.630	9
19	27	Enrique Hernando	ESP	Sports & You	ESP	Peugeot 308 TCR	1:57.695	5	1:57.827	7	1:57.919	6	1:58.112	8	1:58.564	9
20	22	Petr Fulín	CZE	Fulin Race Academy	CZE	Cupra TCR	1:57.699	7	1:57.862	6	1:58.244	8	1:59.434	5	2:09.217	9
21	17	Martin Ryba	SVK	Brutal Fish Racing Team	SVK	Volkswagen Golf GTI TCR	1:57.863	6	1:57.958	8	1:58.208	5	1:58.604	9	1:58.628	7
22	21	Marie	FRA	JSB Compétition	FRA	Cupra TCR DSG	1:57.896	8	1:57.925	7	1:58.790	10	1:58.857	5	1:58.952	11
23	28	Jean-Laurent	FRA	MN Développement	FRA	Volkswagen Golf GTI TCR	1:59.853	5	2:01.400	6	2:02.383	7	2:13.820	1	2:25.822	4
24	111	Nikola Miljković	SRB	LEIN Racing	SRB	Cupra TCR	2:00.731	8	2:01.150	9	2:01.322	5	2:01.683	6	2:02.276	7
25	62	Dušan Borkovic	SRB	Target Competition	SRB	Hyundai i30 N TCR	2:06.817	1								
26	38	Danny Kroes	NED	PCR Sport	NED	Cupra TCR	2:07.719	1								
27	11	Jens Reno Møller	DEN	Reno Racing	DEN	Honda Civic Type R FK7 TCR	2:10.810	1								
28	5	Klim Gavrilov	RUS	LTA Rally	RUS	Volkswagen Golf GTI TCR										
29	9	Attila Tassi	HUN	Hell Energy Racing with KCMG	HUN	Honda Civic Type R FK7 TCR										
30	35	M. Sathienthirakul	THA	Monlau Competición	THA	Cupra TCR										
31	223	Nathanaël Berthon	FRA	Comtoy Racing	FRA	Audi RS3 LMS TCR										





Circuit de Barcelona

TCR Europe

Race - 2

Best 5 Top Speeds



Cls	Nº	Driver	Nat	Team	Nat	Vehicle	Top 1		Top 2		Top 3		Top 4		Top 5		Avg
							Km/h	Lap	Km/h	Lap	Km/h	Lap	Km/h	Lap	Km/h	Lap	
1	69	Jean-Karl Vernay	FRA	Leopard Lukoil Team	FRA	Audi RS3 LMS TCR	247.7	5	247.7	6	247.1	8	246.5	7	245.4	9	246.9
2	19	Andreas Bäckman	SW	WestCoast Racing	SW	Volkswagen Golf GTI TCR	245.4	12	243.2	6	242.6	5	241.6	8	241.6	10	242.9
3	27	Enrique Hernando	ESP	Sports & You	ESP	Peugeot 308 TCR	245.4	8	243.7	9	243.2	7	241.0	5	238.9	11	242.4
4	25	Mikel Azcona	ESP	PCR Sport	ESP	Cupra TCR	243.7	7	243.7	9	243.2	10	242.6	8	242.1	6	243.1
5	34	Stian Paulsen	NOR	Stian Paulsen Racing	NOR	Cupra TCR	243.7	6	243.2	5	242.6	7	242.1	8	242.1	9	242.8
6	22	Petr Fulín	CZE	Fulin Race Academy	CZE	Cupra TCR	243.2	8	243.2	9	242.6	7	241.6	6	240.5	5	242.2
7	88	Maxime Potty	BEL	Comtoy Racing	BEL	Volkswagen Golf GTI TCR	243.2	7	242.6	10	242.1	12	241.6	6	241.6	9	242.2
8	126	Jessica Bäckman	SW	WestCoast Racing	SW	Volkswagen Golf GTI TCR	243.2	5	242.1	8	241.6	7	241.0	6	241.0	9	241.8
9	4	Julien Briché	FRA	JSB Compétition	FRA	Peugeot 308 TCR	242.6	6	242.6	7	241.6	8	241.0	5	241.0	9	241.8
10	99	Josh Files	GBR	Hell Energy Racing with KCMG	GBR	Honda Civic Type R FK7 TCR	242.6	7	242.6	10	242.6	12	242.1	5	242.1	9	242.4
11	8	Reece Barr	IRE	Target Competition	IRE	Hyundai i30 N TCR	242.1	6	242.1	7	240.5	9	240.5	11	239.4	10	240.9
12	116	Ashley Sutton	GBR	WestCoast Racing	GBR	Volkswagen Golf GTI TCR	242.1	12	241.6	6	241.6	9	241.0	5	240.5	7	241.3
13	10	Viktor Davidovski	MKD	PSS Racing Team	MKD	Honda Civic Type R FK7 TCR	241.0	9	241.0	10	240.0	7	239.4	6	239.4	8	240.2
14	23	Francisco Abreu	POR	Sports & You	POR	Peugeot 308 TCR	241.0	6	240.5	7	240.0	5	240.0	12	239.4	9	240.2
15	17	Martin Ryba	SVK	Brutal Fish Racing Team	SVK	Volkswagen Golf GTI TCR	240.0	5	240.0	8	238.9	9	238.4	6	237.8	7	239.0
16	42	Stefano Comini	SUI	Autodis Racing by THX	SUI	Honda Civic Type R FK7 TCR	240.0	6	239.4	5	237.8	7	237.3	11	236.3	10	238.2
17	32	Oliver Taylor	GBR	Pyro Motorsport	GBR	Honda Civic Type R FK7 TCR	239.4	5	238.9	7	238.4	6	238.4	9	238.4	12	238.7
18	28	Jean-Laurent	FRA	MN Développement	FRA	Volkswagen Golf GTI TCR	238.9	5	236.8	6	235.2	7	220.4	8	218.6	1	230.0
19	111	Nikola Miljković	SRB	LEIN Racing	SRB	Cupra TCR	238.9	5	237.3	6	235.8	7	235.2	8	233.7	9	236.2
20	555	Norbert Michelisz	HUN	M1RA	HUN	Hyundai i30 N TCR	238.9	6	238.9	12	237.3	10	236.8	8	236.8	9	237.7
21	15	Peter Terting	GER	Target Competition	GER	Hyundai i30 N TCR	238.4	7	237.3	8	236.8	9	236.8	10	236.3	6	237.1
22	21	Marie	FRA	JSB Compétition	FRA	Cupra TCR DSG	237.3	5	236.3	8	236.3	9	235.8	11	235.2	7	236.2
23	909	Mike Halder	GER	Hell Energy Racing with KCMG	GER	Honda Civic Type R FK7 TCR	235.2	7	235.2	9	235.2	10	235.2	12	234.7	5	235.1
24	999	Dániel Nagy	HUN	M1RA	HUN	Hyundai i30 N TCR	235.2	6	235.2	9	235.2	12	234.7	10	234.7	11	235.0
25	35	M. Sathienthirakul	THA	Monlau Competición	THA	Cupra TCR	220.8	1									220.8
26	38	Danny Kroes	NED	PCR Sport	NED	Cupra TCR	213.8	1	198.5	2							206.1
27	11	Jens Reno Møller	DEN	Reno Racing	DEN	Honda Civic Type R FK7 TCR	213.0	1	137.4	2							175.2
28	223	Nathanaël Berthon	FRA	Comtoy Racing	FRA	Audi RS3 LMS TCR	212.5	1									212.5
29	5	Klim Gavrilov	RUS	LTA Rally	RUS	Volkswagen Golf GTI TCR	210.1	1									210.1
30	9	Attila Tassi	HUN	Hell Energy Racing with KCMG	HUN	Honda Civic Type R FK7 TCR	207.6	1									207.6
31	62	Dušan Borkovic	SRB	Target Competition	SRB	Hyundai i30 N TCR	203.0	1	143.6	2							173.3





Circuit de Barcelona
 TCR Europe
 Race - 2
 Fastest Laps Sequence



Lap	Time of Day	Session Time	Nº	Driver	Nat	Team	Nat	Vehicle	Time	Km/h
5	16:05:58.038	11:45.038	90	Mike Halder	GER	Hell Energy Racing with KCMG	GER	Honda Civic Type R FK7 TCR	1:55.455	145.1
5	16:05:58.431	11:45.431	99	Dániel Nagy	HUN	M1RA	HUN	Hyundai i30 N TCR	1:55.353	145.2
5	16:05:59.008	11:46.008	11	Ashley Sutton	GBR	WestCoast Racing	GBR	Volkswagen Golf GTI TCR	1:54.971	145.7





Circuit de Barcelona

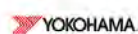
TCR Europe

Race - 2

Event Best Maximum Speed



Nº	Driver	Nat	Team	Nat	Vehicle	Km/h	Session
69	Jean-Karl Vernay	FRA	Leopard Lukoil Team	FRA	Audi RS3 LMS TCR	249.4	Race - 1
34	Stian Paulsen	NOR	Stian Paulsen Racing	NOR	Cupra TCR	247.7	Race - 1
25	Mikel Azcona	ESP	PCR Sport	ESP	Cupra TCR	247.1	Free Practice - 1
23	Francisco Abreu	POR	Sports & You	POR	Peugeot 308 TCR	246.5	Free Practice - 1
38	Danny Kroes	NED	PCR Sport	NED	Cupra TCR	246.5	Race - 1
223	Nathanaël Bertho	FRA	Comtoyou Racing	FRA	Audi RS3 LMS TCR	246.5	Race - 1
27	Enrique Hernand	ESP	Sports & You	ESP	Peugeot 308 TCR	246.0	Free Practice - 1
62	Dušan Borkovic	SRB	Target Competition	SRB	Hyundai i30 N TCR	246.0	Free Practice - 1
4	Julien Briché	FRA	JSB Compétition	FRA	Peugeot 308 TCR	245.4	Race - 1
5	Klim Gavrilov	RUS	LTA Rally	RUS	Volkswagen Golf GTI TCR	245.4	Race - 1
19	Andreas Bäckma	SWE	WestCoast Racing	SWE	Volkswagen Golf GTI TCR	245.4	Race - 2
116	Ashley Sutton	GBR	WestCoast Racing	GBR	Volkswagen Golf GTI TCR	244.8	Free Practice - 2
35	M. Sathienthirakul	THA	Monlau Competición	THA	Cupra TCR	244.8	Race - 1
22	Petr Fulín	CZE	Fulin Race Academy	CZE	Cupra TCR	244.8	Race - 1
88	Maxime Potty	BEL	Comtoyou Racing	BEL	Volkswagen Golf GTI TCR	244.3	Free Practice - 2
17	Martin Ryba	SVK	Brutal Fish Racing Team	SVK	Volkswagen Golf GTI TCR	243.7	Free Practice - 1
32	Oliver Taylor	GBR	Pyro Motorsport	GBR	Honda Civic Type R FK7 TCR	243.7	Race - 1
10	Viktor Davidovski	MKD	PSS Racing Team	MKD	Honda Civic Type R FK7 TCR	243.2	Free Practice - 1
21	Marie Baus-Cop	FRA	JSB Compétition	FRA	Cupra TCR DSG	243.2	Free Practice - 1
11	Jens Reno Møller	DEN	Reno Racing	DEN	Honda Civic Type R FK7 TCR	243.2	Free Practice - 2
126	Jessica Bäckman	SWE	WestCoast Racing	SWE	Volkswagen Golf GTI TCR	243.2	Free Practice - 2
15	Peter Terting	GER	Target Competition	GER	Hyundai i30 N TCR	243.2	Race - 1
99	Josh Files	GBR	Hell Energy Racing with KCMG	GBR	Honda Civic Type R FK7 TCR	242.6	Free Practice - 1
909	Mike Halder	GER	Hell Energy Racing with KCMG	GER	Honda Civic Type R FK7 TCR	242.6	Free Practice - 1
28	Jean-Laurent Nav	FRA	MN Développement	FRA	Volkswagen Golf GTI TCR	242.6	Free Practice - 2
999	Dániel Nagy	HUN	M1RA	HUN	Hyundai i30 N TCR	242.6	Race - 1
8	Reece Barr	IRE	Target Competition	IRE	Hyundai i30 N TCR	242.6	Race - 1
111	Nikola Miljković	SRB	LEIN Racing	SRB	Cupra TCR	242.1	Free Practice - 2
555	Norbert Michelisz	HUN	M1RA	HUN	Hyundai i30 N TCR	242.1	Free Practice - 2
42	Stefano Comini	SUI	Autodis Racing by THX	SUI	Honda Civic Type R FK7 TCR	242.1	Qualifying - 1
9	Attila Tassi	HUN	Hell Energy Racing with KCMG	HUN	Honda Civic Type R FK7 TCR	242.1	Qualifying - 2
94	Kris Richard	SUI	Target Competition	SUI	Hyundai i30 N TCR	241.6	Race - 1





Circuit de Barcelona

TCR Europe

Race - 2

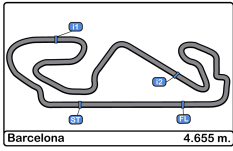
Lap Chart



LAP

Nr	Pos	Grid	1	2	3	4	5	6	7	8	9	10	11	12
15	1	15	909	909	909	909	909	909	909	909	909	909	909	909
909	2	909	999	999	999	999	999	999	999	999	999	999	999	999
999	3	999	15	15	15	15	116	116	116	116	116	116	116	116
116	4	116	116	116	116	116	15	555	555	555	555	555	555	555
555	5	555	555	555	555	555	15	15	15	15	15	15	15	15
62	6	62	99	99	99	99	99	99	99	99	99	99	99	99
25	7	25	25	25	25	25	25	25	69	69	69	69	69	69
99	8	99	69	69	69	69	69	69	4	4	25	25	25	25
9	9	9	4	4	4	4	4	4	25	25	4	34	34	34
4	10	4	23	23	23	23	34	34	34	34	34	34	8	8
8	11	8	8	34	34	34	23	23	8	8	8	8	42	42
69	12	69	62	8	8	8	19	8	23	23	23	23	23	23
88	13	88	34	19	19	19	8	19	42	42	42	42	19	19
34	14	34	19	42	42	42	126	126	19	19	19	19	126	126
19	15	19	38	126	126	126	42	42	126	126	126	126	4	10
32	16	32	42	32	32	32	32	32	32	10	10	10	10	88
223	17	223	126	38	10	10	10	10	10	32	32	88	88	32
23	18	23	32	10	17	17	17	17	88	88	88	32	32	27
5	19	5	11	17	22	22	88	88	17	17	17	17	27	17
126	20	126	10	22	111	111	22	22	22	22	27	27	17	21
11	21	11	17	111	88	88	27	27	27	27	21	21	21	111
38	22	38	22	88	27	27	111	21	21	21	22	111	111	111
22	23	22	111	27	28	28	21	28	111	111	111	111	111	111
10	24	10	88	28	21	21	28	111	28	28	28	28	28	28
42	25	42	27	21	21	21	28	111	28	28	28	28	28	28
17	26	17	28	62	62	62	62	62	62	62	62	62	62	62
35	27	35	21	11	11	11	11	11	11	11	11	11	11	11
111	28	111	111	111	111	111	111	111	111	111	111	111	111	111
28	29	28	28	28	28	28	28	28	28	28	28	28	28	28
21	30	21	21	21	21	21	21	21	21	21	21	21	21	21
27	31	27	27	27	27	27	27	27	27	27	27	27	27	27

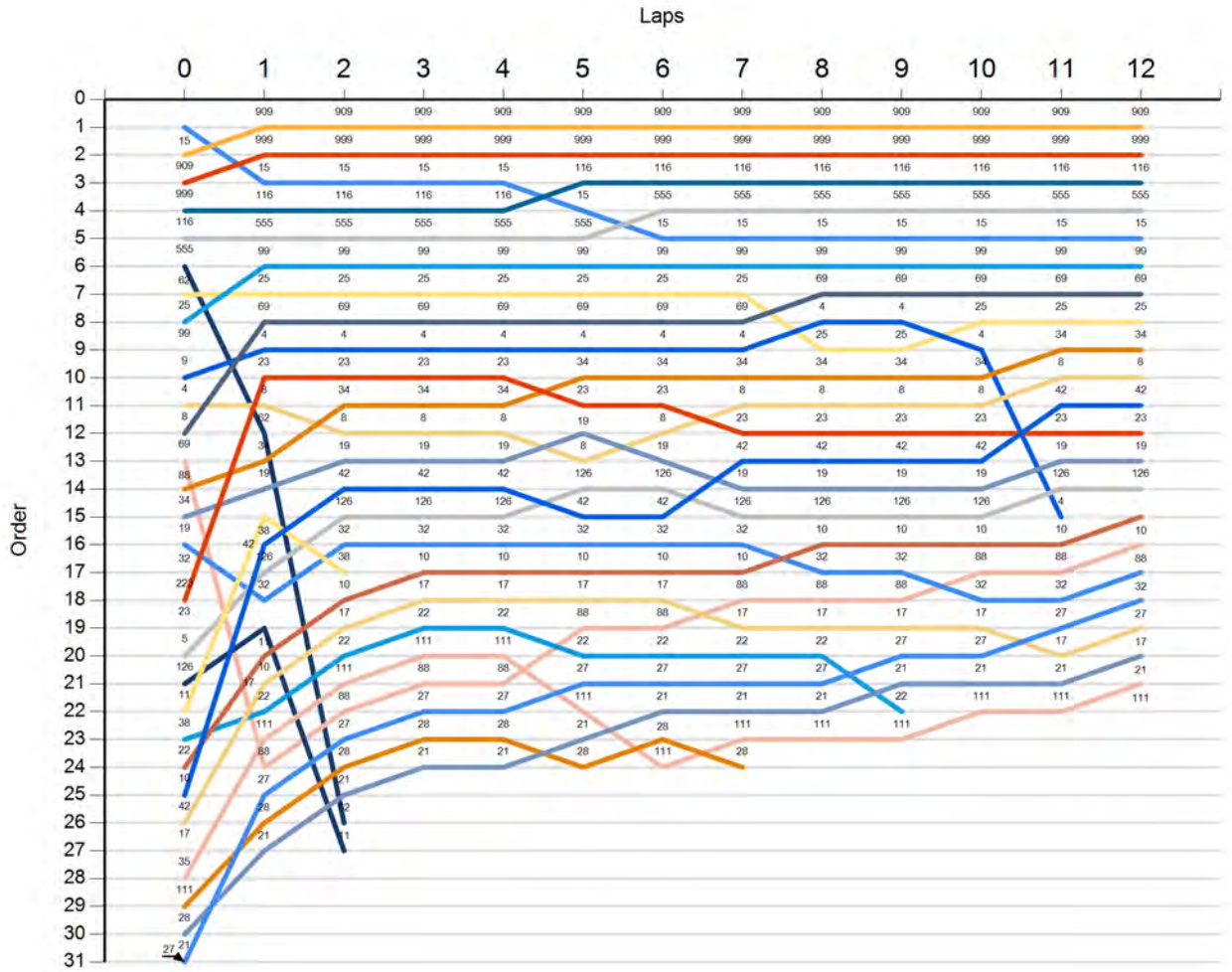




Circuit de Barcelona
 TCR Europe
 Race - 2
 Graphic Lap Chart



- 15
- 909
- 999
- 116
- 555
- 62
- 25
- 99
- 9
- 4
- 8
- 69
- 88
- 34
- 19
- 32
- 223
- 23
- 5
- 126
- 11
- 38
- 22
- 10
- 42
- 17
- 35
- 111
- 28
- 21
- 27





Circuit de Barcelona
 TCR Europe
 Race - 2
 Pit Stop Analysis

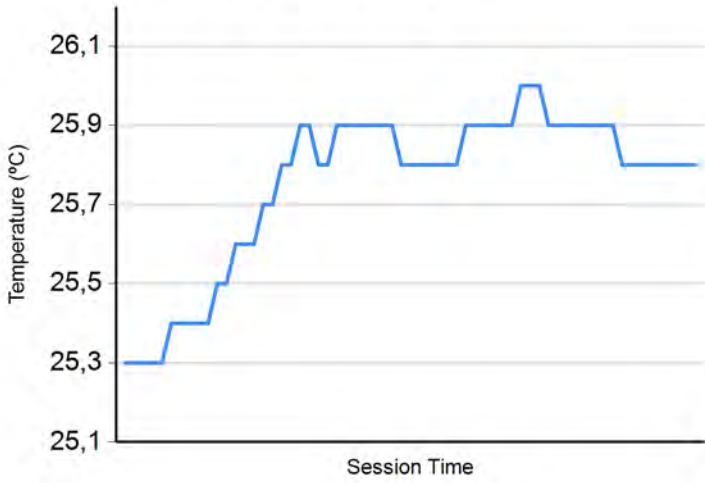


Nº	In Day	Time	Driver	Nat	Team	Nat	Vehicle	In Time	Stop Nº	Pit Time	Handicap	Penalty
----	--------	------	--------	-----	------	-----	---------	---------	---------	----------	----------	---------

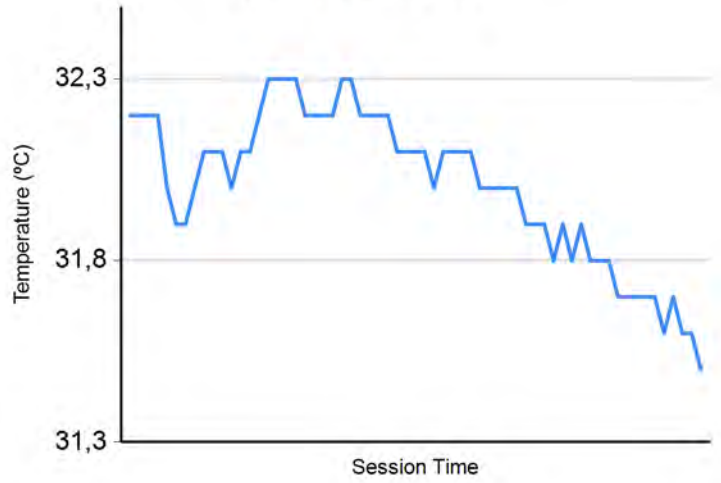




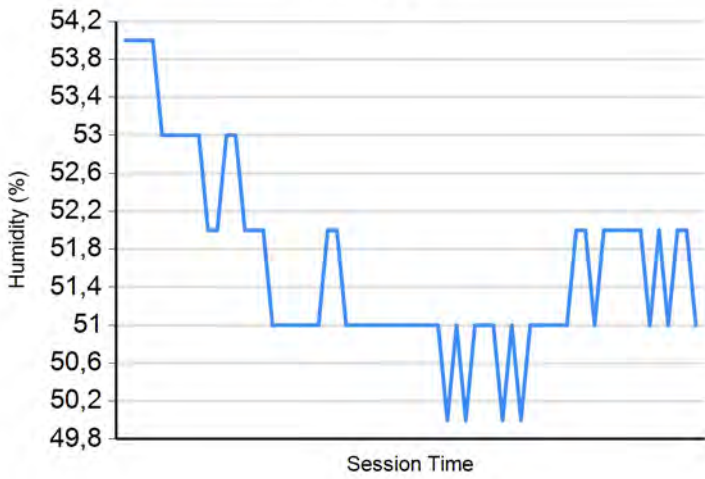
Air Temperature



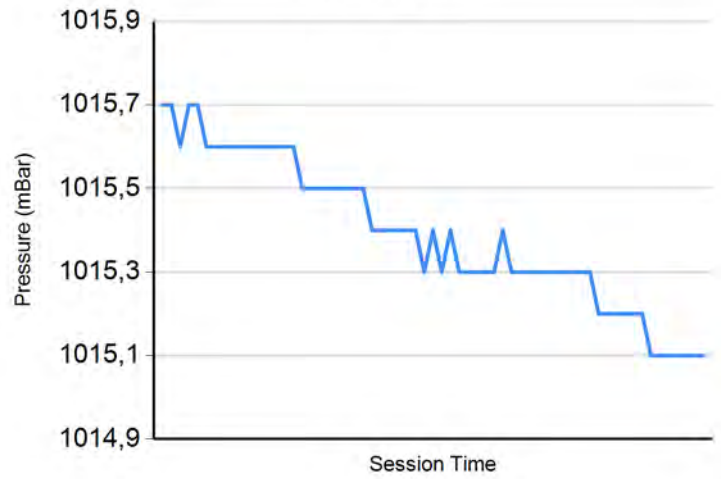
Track Temperature



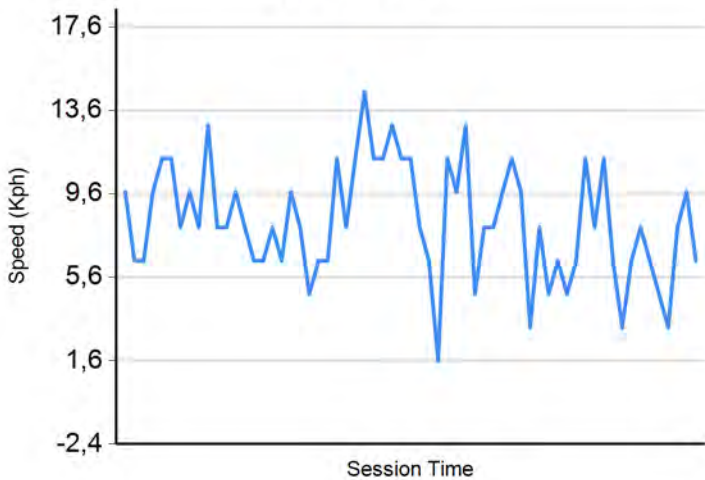
Humidity



Pressure

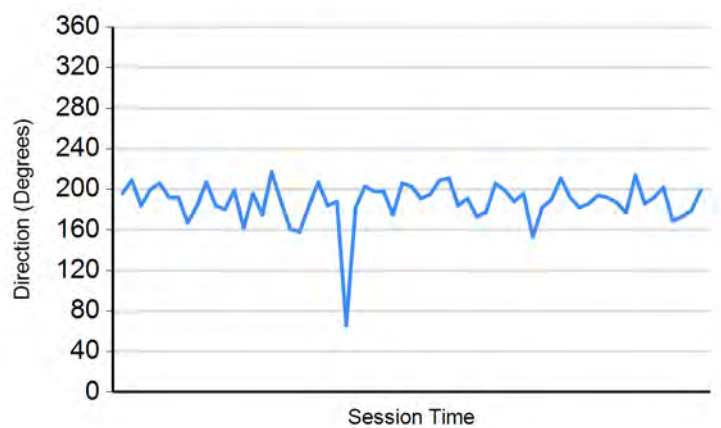


Wind Speed



Wind direction

North = 0°/360° Est = 90° South = 180° West = 270°





Circuit de Barcelona

TCR Europe

Race - 2

Final Results



Cls	Nº	Driver	Nat	Team	Nat	Vehicle	Laps	Total Time	Gap	Interval	Km/h	Best	Time	Km/h
1	909	Mike Halder	GER	Hell Energy Racing with KCMG	GER	Honda Civic Type R FK7 TCR	12	25:17.363			132.5	5	1:55.455	145.1
2	999	Dániel Nagy	HUN	M1RA	HUN	Hyundai i30 N TCR	12	25:17.771	0.408	0.408	132.4	5	1:55.353	145.2
3	116	Ashley Sutton	GBR	WestCoast Racing	GBR	Volkswagen Golf GTI TCR	12	25:18.881	1.518	1.110	132.3	5	1:54.971	145.7
4	555	Norbert Michelisz	HUN	M1RA	HUN	Hyundai i30 N TCR	12	25:19.232	1.869	0.351	132.3	7	1:55.605	144.9
5	15	Peter Terting	GER	Target Competition	GER	Hyundai i30 N TCR	12	25:23.847	6.484	4.615	131.9	7	1:56.055	144.3
6	99	Josh Files	GBR	Hell Energy Racing with KCMG	GBR	Honda Civic Type R FK7 TCR	12	25:24.105	6.742	0.258	131.9	6	1:56.027	144.4
7	69	Jean-Karl Vernay	FRA	Leopard Lukoil Team	FRA	Audi RS3 LMS TCR	12	25:24.233	6.870	0.128	131.9	8	1:55.805	144.7
8	25	Mikel Azcona	ESP	PCR Sport	ESP	Cupra TCR	12	25:24.655	7.292	0.422	131.8	6	1:56.125	144.3
9	34	Stian Paulsen	NOR	Stian Paulsen Racing	NOR	Cupra TCR	12	25:31.279	13.916	6.624	131.3	5	1:56.166	144.2
10	8	Reece Barr	IRE	Target Competition	IRE	Hyundai i30 N TCR	12	25:31.599	14.236	0.320	131.2	8	1:56.137	144.2
11	42	Stefano Comini	SUI	Autodis Racing by THX	SUI	Honda Civic Type R FK7 TCR	12	25:32.094	14.731	0.495	131.2	6	1:56.710	143.5
12	23	Francisco Abreu	POR	Sports & You	POR	Peugeot 308 TCR	12	25:34.691	17.328	2.597	131.0	6	1:56.532	143.8
13	19	Andreas Bäckman	SW	WestCoast Racing	SW	Volkswagen Golf GTI TCR	12	25:34.977	17.614	0.286	131.0	5	1:56.870	143.3
14	126	Jessica Bäckman	SW	WestCoast Racing	SW	Volkswagen Golf GTI TCR	12	25:35.693	18.330	0.716	130.9	6	1:56.875	143.3
15	10	Viktor Davidovski	MKD	PSS Racing Team	MKD	Honda Civic Type R FK7 TCR	12	25:35.973	18.610	0.280	130.9	8	1:57.211	142.9
16	88	Maxime Potty	BEL	Comtoy Racing	BEL	Volkswagen Golf GTI TCR	12	25:36.901	19.538	0.928	130.8	9	1:57.137	143.0
17	32	Oliver Taylor	GBR	Pyro Motorsport	GBR	Honda Civic Type R FK7 TCR	12	25:40.168	22.805	3.267	130.5	6	1:57.036	143.1
18	27	Enrique Hernandez	ESP	Sports & You	ESP	Peugeot 308 TCR	12	25:47.060	29.697	6.892	129.9	5	1:57.695	142.3
19	17	Martin Ryba	SVK	Brutal Fish Racing Team	SVK	Volkswagen Golf GTI TCR	12	25:47.697	30.334	0.637	129.9	6	1:57.863	142.1
20	21	Marie Baus-Coppens	FRA	JSB Compétition	FRA	Cupra TCR DSG	12	25:50.553	33.190	2.856	129.6	8	1:57.896	142.1
21	111	Nikola Miljković	SRB	LEIN Racing	SRB	Cupra TCR	12	26:13.169	55.806	22.616	127.8	8	2:00.731	138.8
22	4	Julien Briché	FRA	JSB Compétition	FRA	Peugeot 308 TCR	11	23:37.569	1 Lap	1 Lap	130.0	8	1:56.137	144.2
23	22	Petr Fulín	CZE	Fulin Race Academy	CZE	Cupra TCR	9	19:58.684	3 Laps	2 Laps	125.8	7	1:57.699	142.3
Not classified: (Requirements: 75% of number laps of leader = 9 Laps)														
28	Jean-Laurent Navarro	FRA	MN Développement	FRA	Volkswagen Golf GTI TCR	7	16:02.257	5 Laps	2 Laps	121.9	5	1:59.853	139.8	
38	Danny Kroes	NED	PCR Sport	NED	Cupra TCR	2	4:35.201	10 Laps	5 Laps	121.7	1	2:07.719	131.2	
62	Dušan Borkovic	SRB	Target Competition	SRB	Hyundai i30 N TCR	2	4:44.587	10 Laps	9.386	117.7	1	2:06.817	132.1	
11	Jens Reno Møller	DEN	Reno Racing	DEN	Honda Civic Type R FK7 TCR	2	4:49.417	10 Laps	4.830	115.8	1	2:10.810	128.1	
9	Attila Tassi	HUN	Hell Energy Racing with KCMG	HUN	Honda Civic Type R FK7 TCR									
223	Nathanaël Berthon	FRA	Comtoy Racing	FRA	Audi RS3 LMS TCR									
5	Klím Gavrilov	RUS	LTA Rally	RUS	Volkswagen Golf GTI TCR									
35	M. Sathienthirakul	THA	Monlau Competición	THA	Cupra TCR									

Fastest lap SUTTON in 1:54.971 at 145.8 Km/h in lap 5

Published at:.....

Track Temp: **31.8 °C** Air Temp: **25.9 °C** Humidity: **51 %** Track Status: **DRY**

Stewards:	Race Director:	Timekeeper:
------------------	-----------------------	------------------------

