




Formula Renault Eurocup

Barcelona

20th – 21th October 2018

Results booklet



Provided by Colegio de Cronometradores S.L.
www.cronococa.com



Circuit de Barcelona
Formula Renault Eurocup
Collective test 1
Provisional Results



Cls	Nº	Driver	Nat	Competitor	Nat	Rookie	Cls	Laps	Best	Time	Gap	Interval	Km/h
1	1	Max Fewtrell	GBR	R-ACE GP	FRA			20	17	1:42.095			164.1
2	61	Lorenzo Colombo	ITA	JD MOTORSPORT	ITA	R	1	21	20	1:42.369	0.274	0.274	163.7
3	2	Logan Sargeant	USA	R-ACE GP	FRA	R	2	20	17	1:42.490	0.395	0.121	163.5
4	4	Victor Martins	FRA	R-ACE GP	FRA	R	3	19	17	1:42.543	0.448	0.053	163.4
5	16	Yifei Ye	CHN	JOSEF KAUFMANN RACING	GER			21	19	1:42.606	0.511	0.063	163.3
6	31	Christian Lundgaard	DEN	MP MOTORSPORT	NED	R	4	19	18	1:42.616	0.521	0.010	163.3
7	41	Oscar Piastrri	AUS	ARDEN	GBR	R	5	19	17	1:42.989	0.894	0.373	162.7
8	22	Alexander Smolyar	RUS	TECH 1 RACING	FRA	R	6	21	18	1:43.061	0.966	0.072	162.6
9	53	Eliseo Martinez	ESP	AVF BY ADRIAN VALLES	ESP	R	7	18	15	1:43.064	0.969	0.003	162.5
10	85	Raúl Guzman	MEX	FORTEC MOTORSPORTS	GBR			17	15	1:43.165	1.070	0.101	162.4
11	11	Clément Novalak	GBR	JOSEF KAUFMANN RACING	GER	R	8	19	17	1:43.177	1.082	0.012	162.4
12	3	Charles Milesi	FRA	R-ACE GP	FRA	R	9	19	19	1:43.193	1.098	0.016	162.3
13	24	Frank Bird	GBR	TECH 1 RACING	FRA			21	17	1:43.251	1.156	0.058	162.3
14	62	Thomas Maxwell	AUS	JD MOTORSPORT	ITA			20	18	1:43.278	1.183	0.027	162.2
15	33	Freek Schothorst	NED	MP MOTORSPORT	NED	R	10	21	21	1:43.283	1.188	0.005	162.2
16	32	Alex Peroni	AUS	MP MOTORSPORT	NED			18	15	1:43.412	1.317	0.129	162.0
17	42	Nikita Volegov	RUS	ARDEN	GBR	R	11	22	19	1:43.639	1.544	0.227	161.6
18	21	Neil Verhagen	USA	TECH 1 RACING	FRA			20	18	1:43.678	1.583	0.039	161.6
19	51	Axel Matus	MEX	AVF BY ADRIAN VALLES	ESP			17	17	1:43.744	1.649	0.066	161.5
20	54	Christian Munoz	COL	AVF BY ADRIAN VALLES	ESP	R	12	18	15	1:43.843	1.748	0.099	161.3
21	43	Sami Taoufik	MAR	ARDEN	GBR	R	13	21	19	1:43.874	1.779	0.031	161.3
22	63	Najiy Razak	MAS	JD MOTORSPORT	ITA			22	15	1:44.113	2.018	0.239	160.9
23	84	Vladimir Tziortzis	RUS	FORTEC MOTORSPORTS	GBR	R	14	18	11	1:44.169	2.074	0.056	160.8
24	23	Thomas Neubauer	FRA	TECH 1 RACING	FRA			2	2	2:03.817	21.722	19.648	135.3

Published at:.....

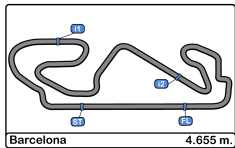
Track Temp: **19.2 °C** Air Temp: **21.4 °C** Humidity: **66 %** Track Status: **DRY**

Stewards:

Race Director:

Timekeeper:





Circuit de Barcelona
Formula Renault Eurocup
Collective test 1
Provisional Results by Class



Cls	Nº	Driver	Nat	Competitor	Nat	Rookie	Laps	Best	Time	Gap	Interval	Km/h
1	1	Max Fewtrell	GBR	R-ACE GP	FRA		20	17	1:42.095			164.1
2	16	Yifei Ye	CHN	JOSEF KAUFMANN RACING	GER		21	19	1:42.606	0.511	0.511	163.3
3	85	Raúl Guzman	MEX	FORTEC MOTORSPORTS	GBR		17	15	1:43.165	1.070	0.559	162.4
4	24	Frank Bird	GBR	TECH 1 RACING	FRA		21	17	1:43.251	1.156	0.086	162.3
5	62	Thomas Maxwell	AUS	JD MOTORSPORT	ITA		20	18	1:43.278	1.183	0.027	162.2
6	32	Alex Peroni	AUS	MP MOTORSPORT	NED		18	15	1:43.412	1.317	0.134	162.0
7	21	Neil Verhagen	USA	TECH 1 RACING	FRA		20	18	1:43.678	1.583	0.266	161.6
8	51	Axel Matus	MEX	AVF BY ADRIAN VALLES	ESP		17	17	1:43.744	1.649	0.066	161.5
9	63	Najiy Razak	MAS	JD MOTORSPORT	ITA		22	15	1:44.113	2.018	0.369	160.9
10	23	Thomas Neubauer	FRA	TECH 1 RACING	FRA		2	2	2:03.817	21.722	19.704	135.3

Rookie

1	61	Lorenzo Colombo	ITA	JD MOTORSPORT	ITA	R	21	20	1:42.369			163.7
2	2	Logan Sargeant	USA	R-ACE GP	FRA	R	20	17	1:42.490	0.121	0.121	163.5
3	4	Victor Martins	FRA	R-ACE GP	FRA	R	19	17	1:42.543	0.174	0.053	163.4
4	31	Christian Lundgaard	DEN	MP MOTORSPORT	NED	R	19	18	1:42.616	0.247	0.073	163.3
5	41	Oscar Piastri	AUS	ARDEN	GBR	R	19	17	1:42.989	0.620	0.373	162.7
6	22	Alexander Smolyar	RUS	TECH 1 RACING	FRA	R	21	18	1:43.061	0.692	0.072	162.6
7	53	Eliseo Martinez	ESP	AVF BY ADRIAN VALLES	ESP	R	18	15	1:43.064	0.695	0.003	162.5
8	11	Clément Novalak	GBR	JOSEF KAUFMANN RACING	GER	R	19	17	1:43.177	0.808	0.113	162.4
9	3	Charles Milesi	FRA	R-ACE GP	FRA	R	19	19	1:43.193	0.824	0.016	162.3
10	33	Freek Schothorst	NED	MP MOTORSPORT	NED	R	21	21	1:43.283	0.914	0.090	162.2
11	42	Nikita Vlegov	RUS	ARDEN	GBR	R	22	19	1:43.639	1.270	0.356	161.6
12	54	Christian Munoz	COL	AVF BY ADRIAN VALLES	ESP	R	18	15	1:43.843	1.474	0.204	161.3
13	43	Sami Taoufik	MAR	ARDEN	GBR	R	21	19	1:43.874	1.505	0.031	161.3
14	84	Vladimir Tziortzis	RUS	FORTEC MOTORSPORTS	GBR	R	18	11	1:44.169	1.800	0.295	160.8

Published at:.....

Track Temp: 19.2 °C Air Temp: 21.4 °C Humidity: 66 % Track Status: DRY

Stewards:

Race Director:

Timekeeper:





Circuit de Barcelona
 Formula Renault Eurocup
 Collective test 1
 Lap Analysis



1 Max Fewtrell

R-ACE GP

Lap	D	Time	Sector 1	Sector 2	Sector 3	T. Spd	Elapsed
1		9:52:02.221	9:50:40.752	44.926	36.543	175.3	9:52:02.221
2		1:47.880	32.015	41.505	34.360	214.7	9:53:50.101
3		1:44.393	30.231	40.297	33.865	239.4	9:55:34.494
4		1:46.958	30.116	40.328	36.514	240.0	9:57:21.452
5		1:43.638	29.825	40.092	33.721	238.9	9:59:05.090
6		1:47.176	30.493	42.294	34.389	240.0	10:00:52.266
7		1:43.873	29.930	40.052	33.891	239.4	10:02:36.139
8		1:44.068	29.939	40.262	33.867	238.9	10:04:20.207
9		1:49.584 P	30.234	40.453	38.897	239.4	10:06:09.791
10		6:41.386	5:23.875	42.280	35.231	171.9	10:12:51.177
11		1:44.052	30.059	40.210	33.783	236.8	10:14:35.229
12		1:43.696	29.930	40.068	33.698	237.8	10:16:18.925
13		1:43.826	29.785	40.139	33.902	240.0	10:18:02.751
14		1:48.891 P	29.999	40.219	38.673	241.0	10:19:51.642
15		11:25.572	10:04.657	45.329	35.586	156.0	10:31:17.214
16		1:46.732	30.734	40.489	35.509	230.2	10:33:03.946
17		1:42.095	29.450	39.460	33.185	239.4	10:34:46.041
18		1:42.390	29.435	39.512	33.443	240.0	10:36:28.431
19		1:59.247	31.194	47.449	40.604	241.6	10:38:27.678
20		1:42.606	29.486	39.660	33.460	239.4	10:40:10.284
21			30.177	39.926		225.9	

3 Charles Milesi

R

R-ACE GP

Lap	D	Time	Sector 1	Sector 2	Sector 3	T. Spd	Elapsed
1		9:52:07.982	9:50:45.284	45.763	36.935	160.4	9:52:07.982
2		1:56.915	32.538	42.724	41.653	208.8	9:54:04.897
3		1:44.810	30.229	40.588	33.993	235.2	9:55:49.707
4		1:44.161	30.105	40.150	33.906	232.2	9:57:33.868
5		1:43.707	29.945	40.084	33.678	234.7	9:59:17.575
6		1:49.586	29.981	40.221	39.384	234.7	10:01:07.161
7		1:44.057	29.992	40.049	34.016	238.4	10:02:51.218
8		1:51.783 P	32.348	40.823	38.612	237.3	10:04:43.001
9		8:00.235	6:39.162	42.543	38.530	179.7	10:12:43.236
10		1:44.245	30.106	40.101	34.038	233.2	10:14:27.481
11		1:49.467	29.965	40.139	39.363	236.8	10:16:16.948
12		1:44.170	29.995	40.262	33.913	237.3	10:18:01.118
13		1:48.796 P	30.232	40.246	38.318	238.4	10:19:49.914
14		11:56.197	10:30.254	45.547	40.396	157.4	10:31:46.111
15		1:50.812	31.878	42.773	36.161	211.7	10:33:36.923
16		1:52.279	29.771	39.870	42.638	235.2	10:35:29.202
17		1:43.242	29.658	39.698	33.886	237.3	10:37:12.444
18		1:49.565	29.737	41.614	38.214	236.3	10:39:02.009
19		1:43.193	29.746	39.747	33.700	235.8	10:40:45.202
20			29.703	39.862		237.3	

2 Logan Sargeant

R

R-ACE GP

Lap	D	Time	Sector 1	Sector 2	Sector 3	T. Spd	Elapsed
1		9:52:02.744	9:50:41.823	45.063	35.858	171.9	9:52:02.744
2		1:52.704	33.531	41.667	37.506	224.0	9:53:55.448
3		1:44.176	30.166	40.300	33.710	237.3	9:55:39.624
4		1:43.653	29.919	40.033	33.701	236.8	9:57:23.277
5		1:46.756	32.299	40.558	33.899	235.2	9:59:10.033
6		1:44.973	29.846	40.623	34.504	237.3	10:00:55.006
7		1:44.018	29.798	40.186	34.034	236.8	10:02:39.024
8		1:44.165	29.844	40.218	34.103	236.8	10:04:23.189
9		1:49.147 P	29.848	40.255	39.044	236.3	10:06:12.336
10		6:26.018	5:06.003	44.334	35.681	179.7	10:12:38.354
11		1:44.001	29.979	40.226	33.796	236.3	10:14:22.355
12		1:43.765	29.757	40.165	33.843	237.8	10:16:06.120
13		1:47.921	30.109	41.894	35.918	236.3	10:17:54.041
14		1:48.768 P	30.222	40.164	38.382	236.8	10:19:42.809
15		11:00.385	9:37.861	46.107	36.417	162.4	10:30:43.194
16		1:47.790	31.466	41.912	34.412	234.2	10:32:30.984
17		1:42.490	29.524	39.548	33.418	238.9	10:34:13.474
18		1:46.200	31.331	40.843	34.026	236.3	10:35:59.674
19		1:42.978	29.606	39.845	33.527	237.8	10:37:42.652
20		2:03.822	34.227	48.929	40.666	235.2	10:39:46.474
21			29.726	39.832		236.3	

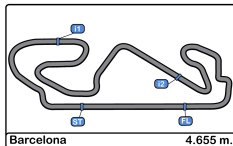
4 Victor Martins

R

R-ACE GP

Lap	D	Time	Sector 1	Sector 2	Sector 3	T. Spd	Elapsed
1		9:52:07.110	9:50:43.978	46.454	36.678	172.8	9:52:07.110
2		1:54.005	32.426	41.767	39.812	223.1	9:54:01.115
3		1:44.331	30.403	40.088	33.840	234.7	9:55:45.446
4		1:43.832	29.932	40.032	33.868	237.3	9:57:29.278
5		1:44.120	29.938	40.165	34.017	237.3	9:59:13.398
6		1:49.183	29.995	42.617	36.571	236.8	10:01:02.581
7		1:47.525	30.119	43.012	34.394	237.3	10:02:50.106
8		1:44.156	30.071	40.154	33.931	234.2	10:04:34.262
9		1:50.840 P	30.041	40.973	39.826	235.2	10:06:25.102
10		6:38.361	5:17.637	42.934	37.790	179.1	10:13:03.463
11		1:44.451	30.198	40.375	33.878	234.2	10:14:47.914
12		1:44.399	30.084	40.172	34.143	234.7	10:16:32.313
13		1:52.187 P	30.589	41.933	39.665	236.3	10:18:24.500
14		12:45.921	11:21.396	48.518	36.007	165.8	10:31:10.421
15		1:46.345	30.719	41.411	34.215	227.8	10:32:56.766
16		1:44.071	30.228	40.058	33.785	236.3	10:34:40.837
17		1:42.543	29.514	39.613	33.416	236.3	10:36:23.380
18		1:43.593	29.705	39.924	33.964	236.8	10:38:06.973
19		1:47.422	29.682	40.039	37.701	236.8	10:39:54.395
20			29.739	39.725		236.3	





Circuit de Barcelona
Formula Renault Eurocup
Collective test 1
Lap Analysis



11

Clément Novalak

R

JOSEF KAUFMANN RACING

Lap	D	Time	Sector 1	Sector 2	Sector 3	T. Spd	Elapsed
1		9:53:57.273	9:52:37.020	42.552	37.701	161.4	9:53:57.273
2		1:44.693	30.294	40.273	34.126	238.4	9:55:41.966
3		1:44.738	30.069	40.585	34.084	238.9	9:57:26.704
4		1:44.517	29.962	40.409	34.146	238.9	9:59:11.221
5		1:44.391	29.884	40.387	34.120	240.0	10:00:55.612
6		1:45.921	31.061	40.470	34.390	238.4	10:02:41.533
7		1:44.475	30.060	40.378	34.037	237.8	10:04:26.008
8		1:44.611	30.025	40.382	34.204	238.9	10:06:10.619
9		1:44.953	30.291	40.408	34.254	237.3	10:07:55.572
10		1:44.462	30.079	40.276	34.107	238.4	10:09:40.034
11		1:44.763	30.073	40.524	34.166	238.9	10:11:24.797
12		1:44.519	29.961	40.358	34.200	239.4	10:13:09.316
13		1:53.873 P	30.411	43.143	40.319	237.8	10:15:03.189
14		16:20.968	15:01.918	42.684	36.366	176.4	10:31:24.157
15		1:45.459	30.465	39.827	35.167	237.8	10:33:09.616
16		1:43.785	29.974	39.999	33.812	238.9	10:34:53.401
17		1:43.177	29.678	39.898	33.601	240.5	10:36:36.578
18		1:43.268	29.759	39.843	33.666	240.0	10:38:19.846
19		1:43.211	29.671	39.781	33.759	240.0	10:40:03.057
20			31.563	40.830		240.0	

16

Yifei Ye

JOSEF KAUFMANN RACING

Lap	D	Time	Sector 1	Sector 2	Sector 3	T. Spd	Elapsed
1		9:53:47.902	9:52:28.492	44.208	35.202	161.6	9:53:47.902
2		1:44.368	30.170	40.331	33.867	237.3	9:55:32.270
3		1:43.869	29.777	40.283	33.809	238.9	9:57:16.139
4		1:44.679	29.794	40.350	34.535	240.0	9:59:00.818
5		1:58.952	29.816	40.285	48.851	240.5	10:00:59.770
6		1:43.982	29.920	40.138	33.924	240.5	10:02:43.752
7		1:44.476	29.900	40.262	34.314	240.0	10:04:28.228
8		1:49.173 P	29.792	40.179	39.202	240.0	10:06:17.401
9		5:17.178	3:59.047	42.618	35.513	176.1	10:11:34.579
10		1:44.831	29.758	40.031	35.042	238.9	10:13:19.410
11		1:42.948	29.629	39.877	33.442	239.4	10:15:02.358
12		1:43.561	29.560	40.504	33.497	241.0	10:16:45.919
13		1:43.776	29.520	39.998	34.258	241.6	10:18:29.695
14		1:50.077 P	30.222	40.826	39.029	240.0	10:20:19.772
15		11:01.869	9:41.314	42.967	37.588	158.3	10:31:21.641
16		1:45.516	30.091	40.559	34.866	237.8	10:33:07.157
17		1:43.730	29.396	40.788	33.546	241.0	10:34:50.887
18		1:42.724	29.411	39.773	33.540	241.0	10:36:33.611
19		1:42.606	29.479	39.678	33.449	241.0	10:38:16.217
20		1:42.690	29.496	39.700	33.494	241.6	10:39:58.907
21		1:47.651	31.804	41.559	34.288	240.5	10:41:46.558
22			32.215	42.090		201.1	

21

Neil Verhagen

TECH 1 RACING

Lap	D	Time	Sector 1	Sector 2	Sector 3	T. Spd	Elapsed
1		9:52:39.124	9:51:18.136	44.516	36.472	176.1	9:52:39.124
2		1:52.137	32.716	42.673	36.748	229.2	9:54:31.261
3		1:45.823	30.389	40.751	34.683	235.8	9:56:17.084
4		1:45.401	30.524	40.610	34.267	235.2	9:58:02.485
5		1:45.119	30.207	40.874	34.038	237.3	9:59:47.604
6		1:48.206 P	30.294	40.355	37.557	236.8	10:01:35.810
7		5:29.446	4:06.824	46.463	36.159	177.0	10:07:05.256
8		1:50.249	32.306	43.055	34.888	228.8	10:08:55.505
9		1:44.245	30.217	40.209	33.819	233.7	10:10:39.750
10		1:44.218	29.925	40.515	33.778	236.3	10:12:23.968
11		1:43.682	29.925	40.006	33.751	236.3	10:14:07.650
12		2:03.654	32.348	54.539	36.767	216.0	10:16:11.304
13		1:44.308	30.149	40.276	33.883	235.2	10:17:55.612
14		1:47.837 P	29.844	40.347	37.646	237.8	10:19:43.449
15		10:30.942	9:04.769	49.026	37.147	169.0	10:30:14.391
16		1:48.359	32.279	41.558	34.522	230.2	10:32:02.750
17		1:43.974	29.980	40.224	33.770	237.8	10:33:46.724
18		1:43.678	30.036	40.139	33.503	236.8	10:35:30.402
19		1:51.617	29.764	44.384	37.469	240.0	10:37:22.019
20		1:46.819	32.258	40.633	33.928	219.9	10:39:08.838
21			29.721	40.314		236.3	

22

Alexander Smolyar

R

TECH 1 RACING

Lap	D	Time	Sector 1	Sector 2	Sector 3	T. Spd	Elapsed
1		9:52:48.593	9:51:26.908	45.094	36.591	149.5	9:52:48.593
2		1:54.345	32.479	41.941	39.925	199.6	9:54:42.938
3		1:45.908	30.453	40.645	34.810	235.8	9:56:28.846
4		1:44.745	30.157	40.499	34.089	239.4	9:58:13.591
5		1:44.612	30.146	40.412	34.054	236.8	9:59:58.203
6		1:48.560 P	30.160	40.346	38.054	237.8	10:01:46.763
7		5:05.405	3:45.675	44.099	35.631	167.1	10:06:52.168
8		1:48.709	32.359	41.520	34.830	210.9	10:08:40.877
9		1:44.380	30.123	40.419	33.838	236.3	10:10:25.257
10		1:44.113	30.012	40.219	33.882	237.3	10:12:09.370
11		1:45.395	30.434	40.182	34.779	237.8	10:13:54.765
12		1:51.439	32.817	43.776	34.846	238.4	10:15:46.204
13		1:44.281	30.056	40.231	33.994	237.3	10:17:30.485
14		1:49.570 P	30.036	40.307	39.227	237.8	10:19:20.055
15		10:59.384	9:38.553	45.078	35.753	152.9	10:30:19.439
16		1:51.267	31.069	41.742	38.456	235.8	10:32:10.706
17		1:43.759	29.820	40.259	33.680	240.5	10:33:54.465
18		1:43.061	29.737	39.828	33.496	239.4	10:35:37.526
19		1:44.318	29.698	40.637	33.983	240.5	10:37:21.844
20		1:53.989	31.793	44.522	37.674	241.0	10:39:15.833
21		1:43.298	29.764	39.957	33.577	238.4	10:40:59.131
22			29.790	40.599		239.4	

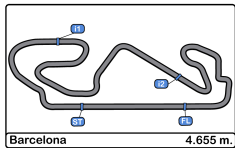
23

Thomas Neubauer

TECH 1 RACING

Lap	D	Time	Sector 1	Sector 2	Sector 3	T. Spd	Elapsed
1		9:52:50.372	9:51:30.485	44.083	35.804	174.7	9:52:50.372
2		2:03.817 P	32.070		2:39.621	200.0	9:54:54.189





Circuit de Barcelona
 Formula Renault Eurocup
 Collective test 1
 Lap Analysis



24

Frank Bird

32

Alex Peroni

TECH 1 RACING

MP MOTORSPORT

Lap	D	Time	Sector 1	Sector 2	Sector 3	T. Spd	Elapsed	Lap	D	Time	Sector 1	Sector 2	Sector 3	T. Spd	Elapsed
1		9:52:55.494	9:51:35.170	44.108	36.216	174.4	9:52:55.494	1		9:52:17.193	9:50:58.206	43.000	35.987	176.7	9:52:17.193
2		1:58.962	32.092	43.574	43.296	217.3	9:54:54.456	2		1:54.469	31.378	42.456	40.635	230.7	9:54:11.662
3		1:45.802	30.629	40.636	34.537	233.2	9:56:40.258	3		1:44.974	30.291	40.667	34.016	236.3	9:55:56.636
4		1:44.778	30.083	40.497	34.198	236.3	9:58:25.036	4		1:44.460	30.188	40.436	33.836	238.9	9:57:41.096
5		1:45.622	30.042	41.245	34.335	235.2	10:00:10.658	5		1:44.438	30.071	40.419	33.948	237.8	9:59:25.534
6		1:49.274 P	30.219	40.625	38.430	236.3	10:01:59.932	6		1:44.592	30.059	40.275	34.258	236.8	10:01:10.126
7		6:23.335	5:02.658	42.380	38.297	176.1	10:08:23.267	7		1:44.612	30.134	40.498	33.980	238.9	10:02:54.738
8		1:46.104	30.955	41.057	34.092	225.9	10:10:09.371	8		1:53.093 P	34.462	40.687	37.944	237.3	10:04:47.831
9		1:44.229	30.019	40.231	33.979	234.7	10:11:53.600	9		7:39.595	6:20.047	44.415	35.133	180.6	10:12:27.426
10		1:44.907	30.109	40.740	34.058	236.3	10:13:38.507	10		1:44.695	30.431	40.333	33.931	236.8	10:14:12.121
11		1:44.617	30.119	40.412	34.086	235.8	10:15:23.124	11		1:44.588	30.142	40.549	33.897	237.3	10:15:56.709
12		1:53.148	30.112	46.926	36.110	237.3	10:17:16.272	12		1:59.456 P	34.840	44.298	40.318	237.8	10:17:56.165
13		1:44.344	30.157	40.191	33.996	236.3	10:19:00.616	13		11:42.338	10:23.925	43.276	35.137	170.0	10:29:38.503
14		1:48.837 P	30.032	40.331	38.474	236.3	10:20:49.453	14		1:49.130	30.087	40.625	38.418	237.3	10:31:27.633
15		9:41.209	8:22.879	43.154	35.176	174.4	10:30:30.662	15		1:43.412	29.913	39.750	33.749	238.4	10:33:11.045
16		1:52.564	31.933	40.846	39.785	218.6	10:32:23.226	16		1:44.958	30.350	40.767	33.841	236.3	10:34:56.003
17		1:43.251	29.823	39.876	33.552	237.3	10:34:06.477	17		1:43.432	29.766	39.967	33.699	236.8	10:36:39.435
18		1:43.418	29.730	39.807	33.881	237.3	10:35:49.895	18		1:43.644	29.872	40.002	33.770	236.3	10:38:23.079
19		1:50.900	29.725	40.040	41.135	238.9	10:37:40.795	19			30.518	44.126		235.8	
20		2:10.174	29.750	57.627	42.797	236.3	10:39:50.969								
21		1:43.625	29.882	39.991	33.752	236.8	10:41:34.594								
22			30.520	41.595		237.3									

31

Christian Lundgaard

R

MP MOTORSPORT

Lap	D	Time	Sector 1	Sector 2	Sector 3	T. Spd	Elapsed
1		9:53:31.909 P	9:52:09.155	43.156	39.598	175.0	9:53:31.909
2		2:30.274	1:13.470	40.724	36.080	171.1	9:56:02.183
3		1:44.354	29.983	40.283	34.088	236.8	9:57:46.537
4		1:44.218	29.870	40.537	33.811	235.2	9:59:30.755
5		1:43.641	29.864	40.026	33.751	236.3	10:01:14.396
6		1:43.720	29.886	40.043	33.791	236.8	10:02:58.116
7		1:44.030	29.884	40.203	33.943	237.3	10:04:42.146
8		1:53.312	29.927	40.171	43.214	232.7	10:06:35.458
9		1:49.194 P	30.922	40.370	37.902	235.2	10:08:24.652
10		5:54.648	4:39.968	40.750	33.930	180.0	10:14:19.300
11		1:43.593	29.912	40.049	33.632	236.8	10:16:02.893
12		1:49.948	29.876	40.187	39.885	234.2	10:17:52.841
13		1:50.446	34.105	42.016	34.325	196.3	10:19:43.287
14		1:47.977 P	29.858	40.174	37.945	235.2	10:21:31.264
15		10:06.475	8:42.446	44.475	39.554	172.5	10:31:37.739
16		1:47.344	30.832	40.811	35.701	238.4	10:33:25.083
17		1:42.645	29.542	39.726	33.377	235.2	10:35:07.728
18		1:42.616	29.540	39.612	33.464	236.8	10:36:50.344
19		1:43.466	29.595	40.085	33.786	237.8	10:38:33.810
20			29.569	40.450		236.8	

33

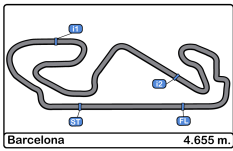
Freek Schothorst

R

MP MOTORSPORT

Lap	D	Time	Sector 1	Sector 2	Sector 3	T. Spd	Elapsed
1		9:52:13.359	9:50:54.744	42.791	35.824	172.2	9:52:13.359
2		1:54.269	31.055	41.898	41.316	233.2	9:54:07.628
3		1:45.128	30.166	40.322	34.640	236.8	9:55:52.756
4		1:44.543	30.045	40.364	34.134	238.4	9:57:37.299
5		1:50.158	32.930	42.889	34.339	237.8	9:59:27.457
6		1:44.474	30.073	40.397	34.004	238.4	10:01:11.931
7		1:44.578	30.006	40.220	34.352	238.4	10:02:56.509
8		1:45.003	30.082	40.369	34.552	237.3	10:04:41.512
9		1:52.063 P	31.992	40.528	39.543	203.0	10:06:33.575
10		8:53.049	7:37.557	40.788	34.704	174.1	10:15:26.624
11		1:45.496	30.354	40.788	34.354	236.8	10:17:12.120
12		1:45.334	30.155	40.699	34.480	237.3	10:18:57.454
13		1:44.509	29.967	40.397	34.145	236.3	10:20:41.963
14		1:52.896 P	30.301	40.466	42.129	238.4	10:22:34.859
15		7:14.480	5:57.174	42.370	34.936	170.8	10:29:49.339
16		1:46.262	30.415	40.459	35.388	234.7	10:31:35.601
17		1:43.317	29.797	39.653	33.867	237.8	10:33:18.918
18		1:46.939	30.522	42.041	34.376	237.3	10:35:05.857
19		1:43.331	29.680	39.815	33.836	235.8	10:36:49.188
20		1:48.035	29.801	43.035	35.199	237.3	10:38:37.223
21		1:43.283	29.783	39.912	33.588	236.3	10:40:20.506
22			31.408	41.969		212.5	





Circuit de Barcelona
Formula Renault Eurocup
Collective test 1
Lap Analysis



41

Oscar Piastrì

R

ARDEN

Lap	D	Time	Sector 1	Sector 2	Sector 3	T. Spd	Elapsed
1		9:52:32.618	9:51:12.600	44.319	35.699	169.8	9:52:32.618
2		1:50.367	30.760	41.616	37.991	227.8	9:54:22.985
3		1:44.910	30.320	40.406	34.184	237.3	9:56:07.895
4		1:52.468	29.885	41.588	40.995	239.4	9:58:00.363
5		1:44.206	29.802	40.289	34.115	238.9	9:59:44.569
6		1:45.614	30.305	40.807	34.502	240.0	10:01:30.183
7		1:49.398 P	29.891	40.230	39.277	238.9	10:03:19.581
8		6:17.812	5:00.683	42.731	34.398	176.4	10:09:37.393
9		1:44.517	30.357	40.235	33.925	227.8	10:11:21.910
10		1:43.896	29.802	40.104	33.990	238.4	10:13:05.806
11		1:54.613	36.567	43.657	34.389	239.4	10:15:00.419
12		1:52.723	30.041	46.348	36.334	237.3	10:16:53.142
13		1:44.067	29.849	40.101	34.117	238.9	10:18:37.209
14		1:56.671 P	30.023	48.022	38.626	238.9	10:20:33.880
15		12:25.224	11:07.796	42.965	34.463	156.2	10:32:59.104
16		1:44.521	30.311	40.259	33.951	228.3	10:34:43.625
17		1:42.989	29.596	39.829	33.564	239.4	10:36:26.614
18		1:43.269	29.518	40.104	33.647	241.6	10:38:09.883
19		1:53.314 P	29.731	43.269	40.314	240.0	10:40:03.197

42

Nikita Volegov

R

ARDEN

Lap	D	Time	Sector 1	Sector 2	Sector 3	T. Spd	Elapsed
1		9:52:41.293	9:51:19.509	43.805	37.979	174.4	9:52:41.293
2		1:55.407	32.148	46.335	36.924	228.3	9:54:36.700
3		1:46.143	30.622	41.095	34.426	236.3	9:56:22.843
4		1:45.049	30.144	40.725	34.180	237.3	9:58:07.892
5		1:44.585	30.055	40.480	34.050	238.4	9:59:52.477
6		1:49.414	32.483	41.345	35.586	239.4	10:01:41.891
7		1:51.972 P	30.208	40.671	41.093	238.4	10:03:33.863
8		6:22.341	4:56.768	43.079	42.494	176.1	10:09:56.204
9		1:45.363	30.541	40.632	34.190	230.7	10:11:41.567
10		1:44.723	30.048	40.572	34.103	238.4	10:13:26.290
11		1:44.894	30.119	40.696	34.079	239.4	10:15:11.184
12		1:45.560	30.084	41.028	34.448	238.4	10:16:56.744
13		1:44.666	30.022	40.594	34.050	238.9	10:18:41.410
14		1:44.559	30.049	40.515	33.995	238.4	10:20:25.969
15		1:52.050 P	30.051	42.740	39.259	240.0	10:22:18.019
16		8:05.839	6:47.589	43.205	35.045	171.7	10:30:23.858
17		1:50.715	30.620	42.407	37.688	235.2	10:32:14.573
18		1:46.223	29.984	41.061	35.178	239.4	10:34:00.796
19		1:43.639	29.883	40.192	33.564	238.4	10:35:44.435
20		1:43.826	29.846	40.272	33.708	241.6	10:37:28.261
21		1:54.430	34.112	44.483	35.835	239.4	10:39:22.691
22		1:43.729	29.837	40.040	33.852	239.4	10:41:06.420
23			33.600	47.004		233.7	

43

Sami Taoufik

R

ARDEN

Lap	D	Time	Sector 1	Sector 2	Sector 3	T. Spd	Elapsed
1		9:52:42.395	9:51:23.971	43.136	35.288	174.1	9:52:42.395
2		1:50.504	31.386	42.252	36.866	229.2	9:54:32.899
3		1:46.691	30.941	41.286	34.464	237.3	9:56:19.590
4		1:45.598	30.533	40.852	34.213	237.8	9:58:05.188
5		1:45.714	30.165	41.224	34.325	239.4	9:59:50.902
6		1:45.241	30.181	40.693	34.367	238.9	10:01:36.143
7		1:57.144 P	31.320	42.702	43.122	238.9	10:03:33.287
8		5:26.128	4:09.893	41.926	34.309	167.7	10:08:59.415
9		1:45.051	30.243	40.628	34.180	237.3	10:10:44.466
10		1:45.070	30.344	40.575	34.151	239.4	10:12:29.536
11		1:44.621	30.057	40.633	33.931	239.4	10:14:14.157
12		1:44.753	30.093	40.451	34.209	239.4	10:15:58.910
13		1:45.396	30.712	40.513	34.171	240.5	10:17:44.306
14		1:56.612 P	30.210	42.067	44.335	238.9	10:19:40.918
15		10:14.417	8:58.014	42.151	34.252	173.3	10:29:55.335
16		1:46.241	30.938	41.221	34.082	231.2	10:31:41.576
17		1:46.797	30.110	42.497	34.190	239.4	10:33:28.373
18		1:44.501	30.145	40.383	33.973	237.8	10:35:12.874
19		1:43.874	29.850	40.082	33.942	240.5	10:36:56.748
20		1:44.832	29.867	40.704	34.261	240.0	10:38:41.580
21		1:44.080	29.874	40.441	33.765	239.4	10:40:25.660
22			32.726	41.481		240.5	

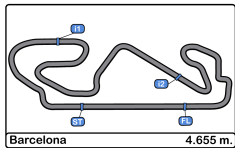
51

Axel Matus

AVF BY ADRIAN VALLES

Lap	D	Time	Sector 1	Sector 2	Sector 3	T. Spd	Elapsed
1		9:55:55.736	9:54:32.210	46.813	36.713	158.3	9:55:55.736
2		1:55.200	33.396	46.307	35.497	190.1	9:57:50.936
3		1:46.115	30.523	41.065	34.527	235.2	9:59:37.051
4		1:45.868	30.336	41.011	34.521	235.8	10:01:22.919
5		1:45.625	30.370	40.798	34.457	235.2	10:03:08.544
6		2:02.104 P	31.171	46.407	44.526	233.7	10:05:10.648
7		4:39.570	3:24.261	40.966	34.343	179.4	10:09:50.218
8		1:45.160	30.279	40.593	34.288	234.7	10:11:35.378
9		1:48.222	31.218	42.531	34.473	238.4	10:13:23.600
10		1:44.763	30.079	40.574	34.110	236.3	10:15:08.363
11		1:54.302 P	30.188	45.094	39.020	235.8	10:17:02.665
12		15:03.476	13:36.388	49.855	37.233	135.5	10:32:06.141
13		1:50.324	31.744	43.620	34.960	233.7	10:33:56.465
14		1:44.807	30.221	40.752	33.834	237.3	10:35:41.272
15		1:44.077	29.888	40.334	33.855	237.3	10:37:25.349
16		1:47.244	29.918	40.311	37.015	237.8	10:39:12.593
17		1:43.744	29.759	40.211	33.774	237.3	10:40:56.337
18			30.338	42.366		237.8	





Circuit de Barcelona
Formula Renault Eurocup
Collective test 1
Lap Analysis



53

Eliseo Martinez

R

AVF BY ADRIAN VALLES

Lap D	Time	Sector 1	Sector 2	Sector 3	T. Spd	Elapsed
1	9:56:27.542	9:55:01.978	49.229	36.335	157.4	9:56:27.542
2	1:49.820	32.328	42.372	35.120	235.2	9:58:17.362
3	1:45.021	30.269	40.642	34.110	236.3	10:00:02.383
4	1:44.389	30.087	40.241	34.061	237.3	10:01:46.772
5	1:46.270	30.084	41.609	34.577	237.8	10:03:33.042
6	1:45.123	30.169	40.238	34.716	236.8	10:05:18.165
7	1:58.663 P	30.624	46.442	41.597	237.3	10:07:16.828
8	4:02.434	2:45.697	41.651	35.086	174.1	10:11:19.262
9	1:45.177	30.148	40.401	34.628	236.8	10:13:04.439
10	1:46.827	30.095	41.702	35.030	237.3	10:14:51.266
11	1:44.161	29.986	40.218	33.957	235.8	10:16:35.427
12	1:51.718 P	29.986	40.371	41.361	234.2	10:18:27.145
13	12:21.022	11:02.759	43.032	35.231	157.6	10:30:48.167
14	1:46.134	30.314	40.788	35.032	234.7	10:32:34.301
15	1:43.064	29.624	39.873	33.567	236.3	10:34:17.365
16	1:43.315	29.696	39.878	33.741	234.7	10:36:00.680
17	1:48.498	32.378	41.686	34.434	221.7	10:37:49.178
18	1:54.341 P	29.722	39.910	44.709	234.7	10:39:43.519

54

Christian Munoz

R

AVF BY ADRIAN VALLES

Lap D	Time	Sector 1	Sector 2	Sector 3	T. Spd	Elapsed
1	9:56:30.319	9:55:09.175	43.562	37.582	136.1	9:56:30.319
2	1:47.578	30.732	41.498	35.348	235.2	9:58:17.897
3	1:46.854	30.517	41.871	34.466	237.3	10:00:04.751
4	1:45.553	30.354	40.932	34.267	236.3	10:01:50.304
5	1:45.405	30.283	40.719	34.403	236.3	10:03:35.709
6	1:45.659	30.403	40.910	34.346	236.8	10:05:21.368
7	1:51.035 P	30.287	40.787	39.961	237.8	10:07:12.403
8	4:49.104	3:33.171	41.124	34.809	179.4	10:12:01.507
9	1:45.531	30.359	40.905	34.267	235.2	10:13:47.038
10	1:45.581	30.403	40.833	34.345	235.8	10:15:32.619
11	1:45.248	30.259	40.798	34.191	237.8	10:17:17.867
12	1:51.198 P	30.380	41.132	39.686	237.8	10:19:09.065
13	11:45.126	10:27.126	43.462	34.538	156.2	10:30:54.191
14	1:44.568	30.116	40.363	34.089	237.3	10:32:38.759
15	1:43.843	29.793	40.281	33.769	237.8	10:34:22.602
16	1:45.159	29.881	40.414	34.864	237.8	10:36:07.761
17	1:43.933	29.916	40.135	33.882	236.8	10:37:51.694
18	2:02.155 P	29.881	41.519	50.755	237.3	10:39:53.849

61

Lorenzo Colombo

R

JD MOTORSPORT

Lap D	Time	Sector 1	Sector 2	Sector 3	T. Spd	Elapsed
1	9:52:25.012	9:51:07.035	42.975	35.002	165.1	9:52:25.012
2	1:48.847	30.668	40.688	37.491	235.2	9:54:13.859
3	1:49.775	30.837	40.546	38.392	236.8	9:56:03.634
4	1:43.696	29.843	39.983	33.870	235.8	9:57:47.330
5	1:48.318	32.804	40.984	34.530	235.8	9:59:35.648
6	1:43.692	29.835	39.827	34.030	237.8	10:01:19.340
7	1:48.421	29.974	40.890	37.557	235.8	10:03:07.761
8	1:50.577 P	29.938	40.093	40.546	237.3	10:04:58.338
9	5:03.208	3:45.462	42.235	35.511	177.9	10:10:01.546
10	1:43.887	29.890	40.077	33.920	237.3	10:11:45.433
11	1:43.679	29.825	39.988	33.866	236.8	10:13:29.112
12	1:49.669	29.817	40.237	39.615	236.8	10:15:18.781
13	1:43.783	29.911	39.923	33.949	237.8	10:17:02.564
14	1:54.251 P	31.608	41.567	41.076	236.8	10:18:56.815
15	10:22.892	8:58.881	46.472	37.539	145.9	10:29:19.707
16	1:46.274	31.011	41.030	34.233	235.8	10:31:05.981
17	1:43.365	29.811	39.768	33.786	235.8	10:32:49.346
18	1:42.541	29.527	39.482	33.532	236.3	10:34:31.887
19	1:45.156	29.437	39.632	36.087	237.8	10:36:17.043
20	1:42.369	29.564	39.465	33.340	236.8	10:37:59.412
21	1:49.164	29.519	44.646	34.999	235.2	10:39:48.576
22		29.774	39.789		237.8	

62

Thomas Maxwell

R

JD MOTORSPORT

Lap D	Time	Sector 1	Sector 2	Sector 3	T. Spd	Elapsed
1	9:52:23.135	9:51:04.296	43.805	35.034	166.4	9:52:23.135
2	1:50.385	30.760	41.522	38.103	232.7	9:54:13.520
3	1:45.374	30.246	40.878	34.250	236.8	9:55:58.894
4	1:44.852	30.081	40.801	33.970	238.4	9:57:43.746
5	1:44.624	29.969	40.517	34.138	237.3	9:59:28.370
6	1:52.059 P	29.916	42.750	39.393	239.4	10:01:20.429
7	4:53.554	3:31.308	45.976	36.270	165.1	10:06:13.983
8	1:45.014	30.700	40.580	33.734	233.7	10:07:58.997
9	1:43.525	29.779	40.234	33.512	238.4	10:09:42.522
10	1:44.779	29.983	40.407	34.389	238.9	10:11:27.301
11	1:43.876	29.828	40.269	33.779	239.4	10:13:11.177
12	1:44.037	29.827	40.401	33.809	238.4	10:14:55.214
13	1:45.221	30.053	40.460	34.708	237.8	10:16:40.435
14	1:48.811 P	30.010	40.412	38.389	238.4	10:18:29.246
15	13:46.664	12:25.270	44.336	37.058	149.7	10:32:15.910
16	1:47.127	30.748	41.390	34.989	233.7	10:34:03.037
17	1:43.581	29.724	40.190	33.667	240.0	10:35:46.618
18	1:43.278	29.519	40.164	33.595	240.5	10:37:29.896
19	1:48.048	30.553	41.913	35.582	240.0	10:39:17.944
20	1:43.624	29.804	40.112	33.708	240.0	10:41:01.568
21		29.749	40.618		240.5	





Circuit de Barcelona
 Formula Renault Eurocup
 Collective test 1
 Lap Analysis



63

Najiy Razak

85

Raúl Guzman

JD MOTORSPORT

FORTEC MOTORSPORTS

Lap	D	Time	Sector 1	Sector 2	Sector 3	T. Spd	Elapsed	Lap	D	Time	Sector 1	Sector 2	Sector 3	T. Spd	Elapsed
1		9:52:30.498	9:51:10.918	44.043	35.537	172.2	9:52:30.498	1		9:53:04.955	9:51:44.989	44.657	35.309	160.4	9:53:04.955
2		1:47.016	30.637	41.520	34.859	236.3	9:54:17.514	2		1:45.560	30.512	40.761	34.287	236.8	9:54:50.515
3		1:48.860	30.358	41.255	37.247	237.8	9:56:06.374	3		1:44.510	30.078	40.400	34.032	237.3	9:56:35.025
4		1:45.349	30.313	40.924	34.112	236.8	9:57:51.723	4		1:44.586	30.025	40.463	34.098	237.3	9:58:19.611
5		1:48.691	30.258	41.078	37.355	236.8	9:59:40.414	5		1:44.453	29.990	40.274	34.189	237.8	10:00:04.064
6		1:45.400	30.208	40.643	34.549	237.8	10:01:25.814	6		1:44.845	30.101	40.410	34.334	235.8	10:01:48.909
7		1:44.986	30.099	40.690	34.197	236.3	10:03:10.800	7		1:51.575 P	30.028	40.395	41.152	235.8	10:03:40.484
8		1:45.012	30.145	40.715	34.152	236.8	10:04:55.812	8		5:45.279	4:28.984	41.754	34.541	179.4	10:09:25.763
9		1:50.630 P	30.074	40.649	39.907	237.8	10:06:46.442	9		1:44.219	30.043	40.202	33.974	237.3	10:11:09.982
10		8:06.107	6:41.397	48.495	36.215	127.8	10:14:52.549	10		1:50.437	31.230	43.452	35.755	235.2	10:13:00.419
11		1:49.075	30.339	40.483	38.253	235.8	10:16:41.624	11		1:44.707	30.149	40.467	34.091	237.3	10:14:45.126
12		1:50.193	29.947	42.342	37.904	235.2	10:18:31.817	12		1:49.404 P	30.246	40.467	38.691	237.3	10:16:34.530
13		1:44.213	29.951	40.310	33.952	237.3	10:20:16.030	13		15:16.081	13:53.757	45.424	36.900	170.6	10:31:50.611
14		1:51.422	30.783	44.561	36.078	237.3	10:22:07.452	14		1:49.757	32.066	42.754	34.937	233.2	10:33:40.368
15		1:44.113	30.053	40.123	33.937	236.8	10:23:51.565	15		1:43.165	29.772	39.820	33.573	234.7	10:35:23.533
16		1:44.198	29.996	40.237	33.965	235.2	10:25:35.763	16		1:55.993	29.718	42.679	43.596	235.2	10:37:19.526
17		1:56.086	31.843	47.922	36.321	238.4	10:27:31.849	17		1:45.364	29.850	39.851	35.663	237.8	10:39:04.890
18		1:55.762 P	30.222	42.052	43.488	237.8	10:29:27.611	18			29.767	40.287		235.2	
19		5:52.239	4:36.329	40.946	34.964	175.3	10:35:19.850								
20		1:44.838	30.177	40.382	34.279	237.3	10:37:04.688								
21		1:52.085	29.954	40.464	41.667	237.3	10:38:56.773								
22		1:44.477	29.963	40.292	34.222	237.3	10:40:41.250								
23			29.952	40.341		236.8									

84

Vladimir Tziortzis

R

FORTEC MOTORSPORTS

Lap	D	Time	Sector 1	Sector 2	Sector 3	T. Spd	Elapsed
1		9:53:09.664	9:51:46.164	46.987	36.513	138.9	9:53:09.664
2		1:49.176	32.689	42.043	34.444	208.4	9:54:58.840
3		1:44.931	30.530	40.508	33.893	236.3	9:56:43.771
4		1:44.251	29.966	40.380	33.905	237.3	9:58:28.022
5		1:44.623	30.203	40.591	33.829	237.3	10:00:12.645
6		1:44.562	30.023	40.602	33.937	237.8	10:01:57.207
7		1:44.195	29.959	40.265	33.971	237.8	10:03:41.402
8		1:54.377 P	31.438	40.666	42.273	221.3	10:05:35.779
9		5:17.848	4:01.083	42.331	34.434	172.8	10:10:53.627
10		1:51.472	30.216	46.458	34.798	237.3	10:12:45.099
11		1:44.169	30.051	40.201	33.917	237.3	10:14:29.268
12		1:52.028	31.287	45.283	35.458	237.8	10:16:21.296
13		1:44.602	30.262	40.426	33.914	236.3	10:18:05.898
14		1:46.366	30.085	42.136	34.145	235.8	10:19:52.264
15		1:52.746 P	30.672	40.812	41.262	228.3	10:21:45.010
16		10:31.783	9:03.619	48.629	39.535	148.7	10:32:16.793
17		1:53.275	33.439	45.939	33.897	209.7	10:34:10.068
18		2:02.189 P	31.440	45.665	45.084	236.8	10:36:12.257





Circuit de Barcelona
Formula Renault Eurocup
Collective test 1
Best Sectors Results



Sector - 1			Sector - 2			Sector - 3			Ideal Lap vs Best Lap						
Clas	Nº	Driver	Time	Nº	Driver	Time	Nº	Driver	Time	Clas	Nº	Driver	Ideal Lap	Best Lap	Clas
1	16	Yifei Ye	29.396	1	Max Fewtrell	39.460	1	Max Fewtrell	33.185	1	1	Max Fewtrell	1:42.080	1:42.095	1
2	1	Max Fewtrell	29.435	61	Lorenzo Colombo	39.465	61	Lorenzo Colombo	33.340	2	61	Lorenzo Colombo	1:42.242	1:42.369	2
3	61	Lorenzo Colombo	29.437	2	Logan Sargeant	39.548	31	Christian Lundgaard	33.377	3	2	Logan Sargeant	1:42.490	1:42.490	3
4	4	Victor Martins	29.514	31	Christian Lundgaard	39.612	4	Victor Martins	33.416	4	16	Yifei Ye	1:42.516	1:42.606	5
5	41	Oscar Piastri	29.518	4	Victor Martins	39.613	2	Logan Sargeant	33.418	5	31	Christian Lundgaard	1:42.529	1:42.616	6
6	62	Thomas Maxwell	29.519	33	Freek Schothorst	39.653	16	Yifei Ye	33.442	6	4	Victor Martins	1:42.543	1:42.543	4
7	2	Logan Sargeant	29.524	16	Yifei Ye	39.678	22	Alexander Smolyar	33.496	7	41	Oscar Piastri	1:42.911	1:42.989	7
8	31	Christian Lundgaard	29.540	3	Charles Milesi	39.698	21	Neil Verhagen	33.503	8	33	Freek Schothorst	1:42.921	1:43.283	15
9	53	Eliseo Martinez	29.624	32	Alex Peroni	39.750	62	Thomas Maxwell	33.512	9	22	Alexander Smolyar	1:43.022	1:43.061	8
10	3	Charles Milesi	29.658	11	Clément Novalak	39.781	24	Frank Bird	33.552	10	3	Charles Milesi	1:43.034	1:43.193	12
11	11	Clément Novalak	29.671	24	Frank Bird	39.807	41	Oscar Piastri	33.564	11	11	Clément Novalak	1:43.053	1:43.177	11
12	33	Freek Schothorst	29.680	85	Raúl Guzman	39.820	42	Nikita Volegov	33.564	12	53	Eliseo Martinez	1:43.064	1:43.064	9
13	22	Alexander Smolyar	29.698	22	Alexander Smolyar	39.828	53	Eliseo Martinez	33.567	13	24	Frank Bird	1:43.084	1:43.251	13
14	85	Raúl Guzman	29.718	41	Oscar Piastri	39.829	85	Raúl Guzman	33.573	14	85	Raúl Guzman	1:43.111	1:43.165	10
15	21	Neil Verhagen	29.721	53	Eliseo Martinez	39.873	33	Freek Schothorst	33.588	15	62	Thomas Maxwell	1:43.143	1:43.278	14
16	24	Frank Bird	29.725	21	Neil Verhagen	40.006	11	Clément Novalak	33.601	16	32	Alex Peroni	1:43.215	1:43.412	16
17	51	Axel Matus	29.759	42	Nikita Volegov	40.040	3	Charles Milesi	33.678	17	21	Neil Verhagen	1:43.230	1:43.678	18
18	32	Alex Peroni	29.766	43	Sami Taoufik	40.082	32	Alex Peroni	33.699	18	42	Nikita Volegov	1:43.441	1:43.639	17
19	54	Christian Munoz	29.793	62	Thomas Maxwell	40.112	43	Sami Taoufik	33.765	19	54	Christian Munoz	1:43.697	1:43.843	20
20	42	Nikita Volegov	29.837	63	Najiy Razak	40.123	54	Christian Munoz	33.769	20	43	Sami Taoufik	1:43.697	1:43.874	21
21	43	Sami Taoufik	29.850	54	Christian Munoz	40.135	51	Axel Matus	33.774	21	51	Axel Matus	1:43.744	1:43.744	19
22	63	Najiy Razak	29.947	84	Vladimir Tziortzis	40.201	84	Vladimir Tziortzis	33.829	22	84	Vladimir Tziortzis	1:43.989	1:44.169	23
23	84	Vladimir Tziortzis	29.959	51	Axel Matus	40.211	63	Najiy Razak	33.937	23	63	Najiy Razak	1:44.007	1:44.113	22
24	23	Thomas Neubauer	32.070	23	Thomas Neubauer	44.083	23	Thomas Neubauer	35.804	24	23	Thomas Neubauer	1:51.957	2:03.817	24





Circuit de Barcelona
Formula Renault Eurocup
Collective test 1
Best 5 Lap Times



Cls	Nº	Driver	Nat	Competitor	Nat	Rookie	Cls	Best 1		Best 2		Best 3		Best 4		Best 5	
								Time	Lap	Time	Lap	Time	Lap	Time	Lap	Time	Lap
1	1	Max Fewtrell	GBR	R-ACE GP	FRA			1:42.095	17	1:42.390	18	1:42.606	20	1:43.638	5	1:43.696	12
2	61	Lorenzo Colombo	ITA	JD MOTORSPORT	ITA	R	1	1:42.369	20	1:42.541	18	1:43.365	17	1:43.679	11	1:43.692	6
3	2	Logan Sargeant	USA	R-ACE GP	FRA	R	2	1:42.490	17	1:42.978	19	1:43.653	4	1:43.765	12	1:44.001	11
4	4	Victor Martins	FRA	R-ACE GP	FRA	R	3	1:42.543	17	1:43.593	18	1:43.832	4	1:44.071	16	1:44.120	5
5	16	Yifei Ye	CHN	JOSEF KAUFMANN RACING	GER			1:42.606	19	1:42.690	20	1:42.724	18	1:42.948	11	1:43.561	12
6	31	Christian Lundgaard	DEN	MP MOTORSPORT	NED	R	4	1:42.616	18	1:42.645	17	1:43.466	19	1:43.593	11	1:43.641	5
7	41	Oscar Piastrri	AUS	ARDEN	GBR	R	5	1:42.989	17	1:43.269	18	1:43.896	10	1:44.067	13	1:44.206	5
8	22	Alexander Smolyar	RUS	TECH 1 RACING	FRA	R	6	1:43.061	18	1:43.298	21	1:43.759	17	1:44.113	10	1:44.281	13
9	53	Eliseo Martinez	ESP	AVF BY ADRIAN VALLES	ESP	R	7	1:43.064	15	1:43.315	16	1:44.161	11	1:44.389	4	1:45.021	3
10	85	Raúl Guzman	MEX	FORTEC MOTORSPORTS	GBR			1:43.165	15	1:44.219	9	1:44.453	5	1:44.510	3	1:44.586	4
11	11	Clément Novalak	GBR	JOSEF KAUFMANN RACING	GER	R	8	1:43.177	17	1:43.211	19	1:43.268	18	1:43.785	16	1:44.391	5
12	3	Charles Milesi	FRA	R-ACE GP	FRA	R	9	1:43.193	19	1:43.242	17	1:43.707	5	1:44.057	7	1:44.161	4
13	24	Frank Bird	GBR	TECH 1 RACING	FRA			1:43.251	17	1:43.418	18	1:43.625	21	1:44.229	9	1:44.344	13
14	62	Thomas Maxwell	AUS	JD MOTORSPORT	ITA			1:43.278	18	1:43.525	9	1:43.581	17	1:43.624	20	1:43.876	11
15	33	Freek Schothorst	NED	MP MOTORSPORT	NED	R	10	1:43.283	21	1:43.317	17	1:43.331	19	1:44.474	6	1:44.509	13
16	32	Alex Peroni	AUS	MP MOTORSPORT	NED			1:43.412	15	1:43.432	17	1:43.644	18	1:44.438	5	1:44.460	4
17	42	Nikita Volegov	RUS	ARDEN	GBR	R	11	1:43.639	19	1:43.729	22	1:43.826	20	1:44.559	14	1:44.585	5
18	21	Neil Verhagen	USA	TECH 1 RACING	FRA			1:43.678	18	1:43.682	11	1:43.974	17	1:44.218	10	1:44.245	9
19	51	Axel Matus	MEX	AVF BY ADRIAN VALLES	ESP			1:43.744	17	1:44.077	15	1:44.763	10	1:44.807	14	1:45.160	8
20	54	Christian Munoz	COL	AVF BY ADRIAN VALLES	ESP	R	12	1:43.843	15	1:43.933	17	1:44.568	14	1:45.159	16	1:45.248	11
21	43	Sami Taoufik	MAR	ARDEN	GBR	R	13	1:43.874	19	1:44.080	21	1:44.501	18	1:44.621	11	1:44.753	12
22	63	Najiy Razak	MAS	JD MOTORSPORT	ITA			1:44.113	15	1:44.198	16	1:44.213	13	1:44.477	22	1:44.838	20
23	84	Vladimir Tziortzis	RUS	FORTEC MOTORSPORTS	GBR	R	14	1:44.169	11	1:44.195	7	1:44.251	4	1:44.562	6	1:44.602	13
24	23	Thomas Neubauer	FRA	TECH 1 RACING	FRA			2:03.817	2								





Circuit de Barcelona
Formula Renault Eurocup
Collective test 1
Best 5 Top Speeds



Cls	Nº	Driver	Nat	Competitor	Nat	Rookie	Cls	Top 1		Top 2		Top 3		Top 4		Top 5		Avg
								Km/h	Lap	Km/h	Lap	Km/h	Lap	Km/h	Lap	Km/h	Lap	
1	1	Max Fewtrell	GBR	R-ACE GP	FRA			241.6	19	241.0	14	240.0	4	240.0	6	240.0	13	240.5
2	16	Yifei Ye	CHN	JOSEF KAUFMANN RACING	GER			241.6	13	241.6	20	241.0	12	241.0	17	241.0	18	241.2
3	41	Oscar Piastrri	AUS	ARDEN	GBR	R	1	241.6	18	240.0	6	240.0	19	239.4	4	239.4	11	240.1
4	42	Nikita Volegov	RUS	ARDEN	GBR	R	2	241.6	20	240.0	15	239.4	6	239.4	11	239.4	18	240.0
5	22	Alexander Smolyar	RUS	TECH 1 RACING	FRA	R	3	241.0	20	240.5	17	240.5	19	239.4	4	239.4	18	240.2
6	11	Clément Novalak	GBR	JOSEF KAUFMANN RACING	GER	R	4	240.5	17	240.0	5	240.0	18	240.0	19	240.0	20	240.1
7	43	Sami Taoufik	MAR	ARDEN	GBR	R	5	240.5	13	240.5	19	240.5	22	240.0	20	239.4	5	240.2
8	62	Thomas Maxwell	AUS	JD MOTORSPORT	ITA			240.5	18	240.5	21	240.0	17	240.0	19	240.0	20	240.2
9	21	Neil Verhagen	USA	TECH 1 RACING	FRA			240.0	19	237.8	14	237.8	17	237.3	5	236.8	6	237.9
10	2	Logan Sargeant	USA	R-ACE GP	FRA	R	6	238.9	17	237.8	12	237.8	19	237.3	3	237.3	6	237.8
11	24	Frank Bird	GBR	TECH 1 RACING	FRA			238.9	19	237.3	12	237.3	17	237.3	18	237.3	22	237.6
12	32	Alex Peroni	AUS	MP MOTORSPORT	NED			238.9	4	238.9	7	238.4	15	237.8	5	237.8	12	238.4
13	3	Charles Milesi	FRA	R-ACE GP	FRA	R	7	238.4	7	238.4	13	237.3	8	237.3	12	237.3	17	237.7
14	31	Christian Lundgaard	DEN	MP MOTORSPORT	NED	R	8	238.4	16	237.8	19	237.3	7	236.8	3	236.8	6	237.4
15	33	Freek Schothorst	NED	MP MOTORSPORT	NED	R	9	238.4	4	238.4	6	238.4	7	238.4	14	237.8	5	238.3
16	51	Axel Matus	MEX	AVF BY ADRIAN VALLES	ESP			238.4	9	237.8	16	237.8	18	237.3	14	237.3	15	237.7
17	63	Najiy Razak	MAS	JD MOTORSPORT	ITA			238.4	17	237.8	3	237.8	6	237.8	9	237.8	18	237.9
18	53	Eliseo Martinez	ESP	AVF BY ADRIAN VALLES	ESP	R	10	237.8	5	237.3	4	237.3	7	237.3	10	236.8	6	237.3
19	54	Christian Munoz	COL	AVF BY ADRIAN VALLES	ESP	R	11	237.8	7	237.8	11	237.8	12	237.8	15	237.8	16	237.8
20	61	Lorenzo Colombo	ITA	JD MOTORSPORT	ITA	R	12	237.8	6	237.8	13	237.8	19	237.8	22	237.3	8	237.7
21	84	Vladimir Tziortzis	RUS	FORTEC MOTORSPORTS	GBR	R	13	237.8	6	237.8	7	237.8	12	237.3	4	237.3	5	237.6
22	85	Raúl Guzman	MEX	FORTEC MOTORSPORTS	GBR			237.8	5	237.8	17	237.3	3	237.3	4	237.3	9	237.5
23	4	Victor Martins	FRA	R-ACE GP	FRA	R	14	237.3	4	237.3	5	237.3	7	236.8	6	236.8	18	237.1
24	23	Thomas Neubauer	FRA	TECH 1 RACING	FRA			200.0	2	174.7	1							187.3





Circuit de Barcelona
Formula Renault Eurocup
Collective test 1
Fastest Laps Sequence



Lap	Time of Day	Session Time	Nº	Driver	Nat	Competitor	Nat	Rookie	Time	Km/h
2	9:53:50.101	3:50.101	1	Max Fewtrell	GBR	R-ACE GP	FRA		1:47.880	155.3
2	9:54:17.514	4:17.514	63	Najiy Razak	MAS	JD MOTORSPORT	ITA		1:47.016	156.5
2	9:54:50.515	4:50.515	85	Raúl Guzman	MEX	FORTEC MOTORSPORTS	GBR		1:45.560	158.7
2	9:55:32.270	5:32.270	16	Yifei Ye	CHN	JOSEF KAUFMANN RACING	GER		1:44.368	160.5
3	9:55:39.624	5:39.624	2	Logan Sargeant	USA	R-ACE GP	FRA	R	1:44.176	160.8
3	9:57:16.139	7:16.139	16	Yifei Ye	CHN	JOSEF KAUFMANN RACING	GER		1:43.869	161.3
4	9:57:23.277	7:23.277	2	Logan Sargeant	USA	R-ACE GP	FRA	R	1:43.653	161.6
5	9:59:05.090	9:05.090	1	Max Fewtrell	GBR	R-ACE GP	FRA		1:43.638	161.6
9	10:09:42.522	19:42.522	62	Thomas Maxwell	AUS	JD MOTORSPORT	ITA		1:43.525	161.8
11	10:15:02.358	25:02.358	16	Yifei Ye	CHN	JOSEF KAUFMANN RACING	GER		1:42.948	162.7
17	10:34:13.474	44:13.474	2	Logan Sargeant	USA	R-ACE GP	FRA	R	1:42.490	163.5
17	10:34:46.041	44:46.041	1	Max Fewtrell	GBR	R-ACE GP	FRA		1:42.095	164.1



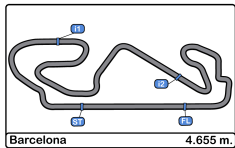


Circuit de Barcelona
Formula Renault Eurocup
Collective test 1
Event Best Maximum Speed



Nº	Driver	Nat	Competitor	Nat	Rookie	Km/h	Session
16	Yifei Ye	CHN	JOSEF KAUFMANN RACING	GER		241.6	Collective test 1
42	Nikita Volegov	RUS	ARDEN	GBR	R	241.6	Collective test 1
41	Oscar Piastri	AUS	ARDEN	GBR	R	241.6	Collective test 1
1	Max Fewtrell	GBR	R-ACE GP	FRA		241.6	Collective test 1
22	Alexander Smolyar	RUS	TECH 1 RACING	FRA	R	241.0	Collective test 1
43	Sami Taoufik	MAR	ARDEN	GBR	R	240.5	Collective test 1
11	Clément Novalak	GBR	JOSEF KAUFMANN RACING	GER	R	240.5	Collective test 1
62	Thomas Maxwell	AUS	JD MOTORSPORT	ITA		240.5	Collective test 1
21	Neil Verhagen	USA	TECH 1 RACING	FRA		240.0	Collective test 1
32	Alex Peroni	AUS	MP MOTORSPORT	NED		238.9	Collective test 1
2	Logan Sargeant	USA	R-ACE GP	FRA	R	238.9	Collective test 1
24	Frank Bird	GBR	TECH 1 RACING	FRA		238.9	Collective test 1
33	Freek Schothorst	NED	MP MOTORSPORT	NED	R	238.4	Collective test 1
3	Charles Milesi	FRA	R-ACE GP	FRA	R	238.4	Collective test 1
51	Axel Matus	MEX	AVF BY ADRIAN VALLES	ESP		238.4	Collective test 1
63	Najiy Razak	MAS	JD MOTORSPORT	ITA		238.4	Collective test 1
31	Christian Lundgaard	DEN	MP MOTORSPORT	NED	R	238.4	Collective test 1
85	Raúl Guzman	MEX	FORTEC MOTORSPORTS	GBR		237.8	Collective test 1
61	Lorenzo Colombo	ITA	JD MOTORSPORT	ITA	R	237.8	Collective test 1
84	Vladimir Tziortzis	RUS	FORTEC MOTORSPORTS	GBR	R	237.8	Collective test 1
53	Eliseo Martinez	ESP	AVF BY ADRIAN VALLES	ESP	R	237.8	Collective test 1
54	Christian Munoz	COL	AVF BY ADRIAN VALLES	ESP	R	237.8	Collective test 1
4	Victor Martins	FRA	R-ACE GP	FRA	R	237.3	Collective test 1
23	Thomas Neubauer	FRA	TECH 1 RACING	FRA		200.0	Collective test 1





Circuit de Barcelona
Formula Renault Eurocup
Collective test 1
Pit Stop Analysis



1 Max Fewtrell R-ACE GP

Nr.	In Day Time	In Time	Out Time	Pit Time	T. Pit Time	Handicap	Penalty
1	10:06:07.314	10:06:07.314	10:10:59.750	4:52.436	4:52.436		
2	10:19:49.128	10:19:49.128	10:29:19.952	9:30.824	14:23.260		

2 Logan Sargeant R R-ACE GP

Nr.	In Day Time	In Time	Out Time	Pit Time	T. Pit Time	Handicap	Penalty
1	10:06:09.859	10:06:09.859	10:10:45.495	4:35.636	4:35.636		
2	10:19:40.340	10:19:40.340	10:28:45.093	9:04.753	13:40.389		

3 Charles Milesi R R-ACE GP

Nr.	In Day Time	In Time	Out Time	Pit Time	T. Pit Time	Handicap	Penalty
1	10:04:40.588	10:04:40.588	10:10:51.640	6:11.052	6:11.052		
2	10:19:47.458	10:19:47.458	10:29:44.784	9:57.326	16:08.378		

4 Victor Martins R R-ACE GP

Nr.	In Day Time	In Time	Out Time	Pit Time	T. Pit Time	Handicap	Penalty
1	10:06:22.622	10:06:22.622	10:11:09.125	4:46.503	4:46.503		
2	10:18:22.090	10:18:22.090	10:29:09.854	10:47.764	15:34.267		4

11 Clément Novalak R JOSEF KAUFMANN RACING

Nr.	In Day Time	In Time	Out Time	Pit Time	T. Pit Time	Handicap	Penalty
1	10:15:00.723	10:15:00.723	10:29:32.055	14:31.332	14:31.332		2

16 Yifei Ye JOSEF KAUFMANN RACING

Nr.	In Day Time	In Time	Out Time	Pit Time	T. Pit Time	Handicap	Penalty
1	10:06:14.956	10:06:14.956	10:09:40.137	3:25.181	3:25.181		
2	10:20:17.094	10:20:17.094	10:29:25.569	9:08.475	12:33.656		

21 Neil Verhagen TECH 1 RACING

Nr.	In Day Time	In Time	Out Time	Pit Time	T. Pit Time	Handicap	Penalty
1	10:01:33.365	10:01:33.365	10:05:08.700	3:35.335	3:35.335		
2	10:19:41.005	10:19:41.005	10:28:11.701	8:30.696	12:06.031		

22 Alexander Smolyar R TECH 1 RACING

Nr.	In Day Time	In Time	Out Time	Pit Time	T. Pit Time	Handicap	Penalty
1	10:01:44.329	10:01:44.329	10:04:58.764	3:14.435	3:14.435		
2	10:19:17.617	10:19:17.617	10:28:22.413	9:04.796	12:19.231		

24 Frank Bird TECH 1 RACING

Nr.	In Day Time	In Time	Out Time	Pit Time	T. Pit Time	Handicap	Penalty
1	10:01:57.498	10:01:57.498	10:06:30.006	4:32.508	4:32.508		
2	10:20:47.023	10:20:47.023	10:28:38.903	7:51.880	12:24.388		

31 Christian Lundgaard R MP MOTORSPORT

Nr.	In Day Time	In Time	Out Time	Pit Time	T. Pit Time	Handicap	Penalty
1	9:53:29.426	9:53:29.426	9:54:00.310	30.884	30.884		
2	10:08:22.190	10:08:22.190	10:12:34.412	4:12.222	4:43.106		
3	10:21:28.793	10:21:28.793	10:29:39.874	8:11.081	12:54.187		

32 Alex Peroni MP MOTORSPORT

Nr.	In Day Time	In Time	Out Time	Pit Time	T. Pit Time	Handicap	Penalty
1	10:04:45.384	10:04:45.384	10:10:37.046	5:51.662	5:51.662		
2	10:17:53.732	10:17:53.732	10:27:46.122	9:52.390	15:44.052		

33 Freek Schothorst R MP MOTORSPORT

Nr.	In Day Time	In Time	Out Time	Pit Time	T. Pit Time	Handicap	Penalty
1	10:06:30.965	10:06:30.965	10:13:38.908	7:07.943	7:07.943		
2	10:22:32.122	10:22:32.122	10:27:57.145	5:25.023	12:32.966		

41 Oscar Piastrì R ARDEN

Nr.	In Day Time	In Time	Out Time	Pit Time	T. Pit Time	Handicap	Penalty
1	10:03:17.146	10:03:17.146	10:07:48.101	4:30.955	4:30.955		
2	10:20:31.448	10:20:31.448	10:31:02.938	10:31.490	15:02.445		0

42 Nikita Volegov R ARDEN

Nr.	In Day Time	In Time	Out Time	Pit Time	T. Pit Time	Handicap	Penalty
1	10:03:31.375	10:03:31.375	10:07:56.607	4:25.232	4:25.232		
2	10:22:15.582	10:22:15.582	10:28:31.404	6:15.822	10:41.054		

43 Sami Taoufik R ARDEN

Nr.	In Day Time	In Time	Out Time	Pit Time	T. Pit Time	Handicap	Penalty
1	10:03:30.801	10:03:30.801	10:07:11.782	3:40.981	3:40.981		
2	10:19:37.561	10:19:37.561	10:28:05.392	8:27.831	12:08.812		

51 Axel Matus AVF BY ADRIAN VALLES

Nr.	In Day Time	In Time	Out Time	Pit Time	T. Pit Time	Handicap	Penalty
1	10:05:08.191	10:05:08.191	10:08:05.140	2:56.949	2:56.949		
2	10:17:00.207	10:17:00.207	10:30:01.872	13:01.665	15:58.614		5

53 Eliseo Martinez R AVF BY ADRIAN VALLES

Nr.	In Day Time	In Time	Out Time	Pit Time	T. Pit Time	Handicap	Penalty
1	10:07:14.319	10:07:14.319	10:09:30.788	2:16.469	2:16.469		
2	10:18:24.373	10:18:24.373	10:28:54.139	10:29.766	12:46.235		6





Circuit de Barcelona
Formula Renault Eurocup
Collective test 1
Pit Stop Analysis



54

Christian Munoz

R

AVF BY ADRIAN VALLES

Nr.	In Day Time	In Time	Out Time	Pit Time	T. Pit Time	Handicap	Penalty
1	10:07:09.977	10:07:09.977	10:10:15.269	3:05.292	3:05.292		
2	10:19:06.634	10:19:06.634	10:29:01.985	9:55.351	13:00.643		

61

Lorenzo Colombo

R

JD MOTORSPORT

Nr.	In Day Time	In Time	Out Time	Pit Time	T. Pit Time	Handicap	Penalty
1	10:04:55.701	10:04:55.701	10:08:12.583	3:16.882	3:16.882		
2	10:18:54.039	10:18:54.039	10:27:18.755	8:24.716	11:41.598		

62

Thomas Maxwell

R

JD MOTORSPORT

Nr.	In Day Time	In Time	Out Time	Pit Time	T. Pit Time	Handicap	Penalty
1	10:01:18.024	10:01:18.024	10:04:17.161	2:59.137	2:59.137		
2	10:18:26.843	10:18:26.843	10:30:19.031	11:52.188	14:51.325		

63

Najiy Razak

R

JD MOTORSPORT

Nr.	In Day Time	In Time	Out Time	Pit Time	T. Pit Time	Handicap	Penalty
1	10:06:43.870	10:06:43.870	10:12:52.267	6:08.397	6:08.397		
2	10:29:24.737	10:29:24.737	10:33:31.677	4:06.940	10:15.337		

84

Vladimir Tziortzis

R

FORTEC MOTORSPORTS

Nr.	In Day Time	In Time	Out Time	Pit Time	T. Pit Time	Handicap	Penalty
1	10:05:33.369	10:05:33.369	10:09:02.480	3:29.111	3:29.111		
2	10:21:42.583	10:21:42.583	10:30:09.326	8:26.743	11:55.854		

85

Raúl Guzman

R

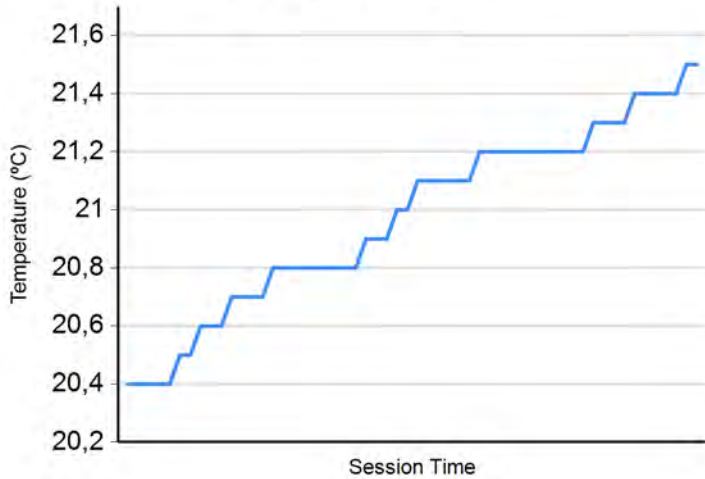
FORTEC MOTORSPORTS

Nr.	In Day Time	In Time	Out Time	Pit Time	T. Pit Time	Handicap	Penalty
1	10:03:38.058	10:03:38.058	10:07:37.783	3:59.725	3:59.725		
2	10:16:32.101	10:16:32.101	10:29:52.333	13:20.232	17:19.957		

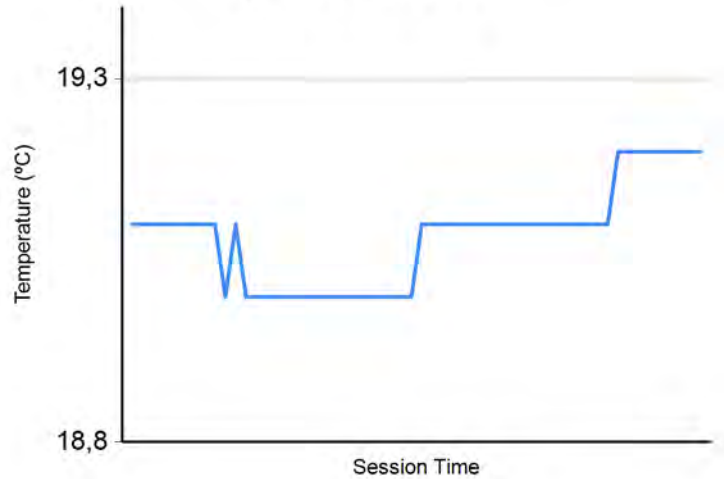




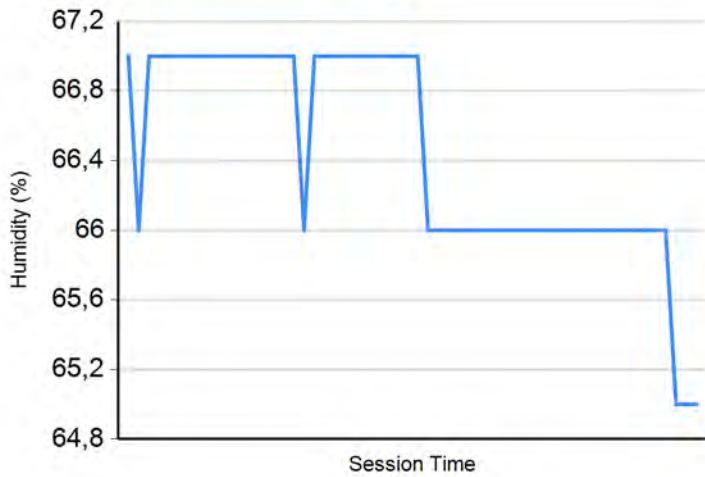
Air Temperature



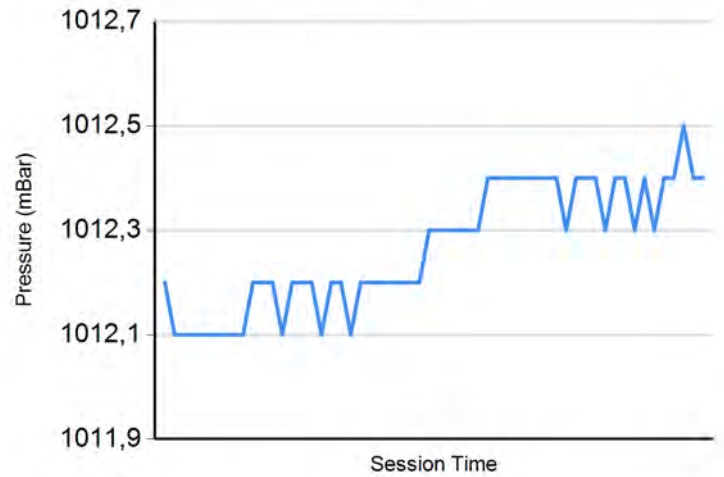
Track Temperature



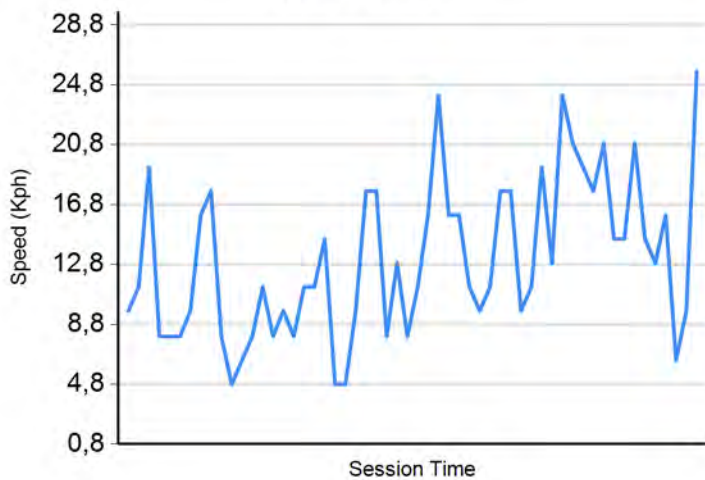
Humidity



Pressure

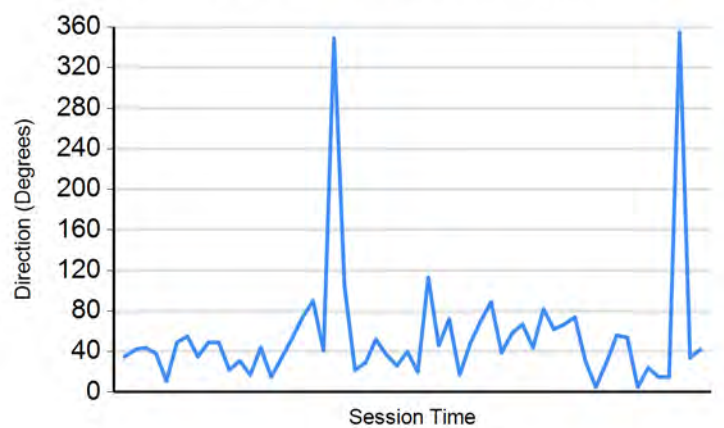


Wind Speed



Wind direction

North = 0°/360° Est = 90° South = 180° West = 270°





Circuit de Barcelona
Formula Renault Eurocup
Collective test 2
Provisional Results



Cls	Nº	Driver	Nat	Competitor	Nat	Rookie	Cls	Laps	Best	Time	Gap	Interval	Km/h
1	31	Christian Lundgaard	DEN	MP MOTORSPORT	NED	R	1	16	12	1:43.383			162.0
2	61	Lorenzo Colombo	ITA	JD MOTORSPORT	ITA	R	2	11	3	1:43.423	0.040	0.040	162.0
3	41	Oscar Piastrri	AUS	ARDEN	GBR	R	3	17	14	1:43.544	0.161	0.121	161.8
4	21	Neil Verhagen	USA	TECH 1 RACING	FRA			17	12	1:43.693	0.310	0.149	161.6
5	62	Thomas Maxwell	AUS	JD MOTORSPORT	ITA			19	18	1:43.806	0.423	0.113	161.4
6	22	Alexander Smolyar	RUS	TECH 1 RACING	FRA	R	4	16	11	1:43.808	0.425	0.002	161.4
7	1	Max Fewtrell	GBR	R-ACE GP	FRA			18	11	1:43.876	0.493	0.068	161.3
8	32	Alex Peroni	AUS	MP MOTORSPORT	NED			18	14	1:43.900	0.517	0.024	161.2
9	16	Yifei Ye	CHN	JOSEF KAUFMANN RACING	GER			16	6	1:43.959	0.576	0.059	161.1
10	4	Victor Martins	FRA	R-ACE GP	FRA	R	5	18	5	1:44.010	0.627	0.051	161.1
11	85	Raúl Guzman	MEX	FORTEC MOTORSPORTS	GBR			16	13	1:44.019	0.636	0.009	161.1
12	84	Vladimir Tziortzis	RUS	FORTEC MOTORSPORTS	GBR	R	6	9	4	1:44.033	0.650	0.014	161.0
13	2	Logan Sargeant	USA	R-ACE GP	FRA	R	7	19	13	1:44.038	0.655	0.005	161.0
14	24	Frank Bird	GBR	TECH 1 RACING	FRA			16	10	1:44.057	0.674	0.019	161.0
15	33	Freek Schothorst	NED	MP MOTORSPORT	NED	R	8	16	12	1:44.157	0.774	0.100	160.8
16	23	Thomas Neubauer	FRA	TECH 1 RACING	FRA			16	9	1:44.166	0.783	0.009	160.8
17	11	Clément Novalak	GBR	JOSEF KAUFMANN RACING	GER	R	9	16	6	1:44.184	0.801	0.018	160.8
18	53	Eliseo Martinez	ESP	AVF BY ADRIAN VALLES	ESP	R	10	18	11	1:44.256	0.873	0.072	160.7
19	3	Charles Milesi	FRA	R-ACE GP	FRA	R	11	19	10	1:44.352	0.969	0.096	160.5
20	42	Nikita Volegov	RUS	ARDEN	GBR	R	12	12	8	1:44.457	1.074	0.105	160.4
21	43	Sami Taoufik	MAR	ARDEN	GBR	R	13	16	11	1:44.678	1.295	0.221	160.0
22	54	Christian Munoz	COL	AVF BY ADRIAN VALLES	ESP	R	14	15	14	1:44.744	1.361	0.066	159.9
23	63	Najiy Razak	MAS	JD MOTORSPORT	ITA			17	11	1:44.776	1.393	0.032	159.9
24	51	Axel Matus	MEX	AVF BY ADRIAN VALLES	ESP			17	9	1:45.025	1.642	0.249	159.5

Published at:.....

Track Temp: **28.8 °C** Air Temp: **23.6 °C** Humidity: **62 %** Track Status: **DRY**

Stewards:

Race Director:

Timekeeper:






Circuit de Barcelona
Formula Renault Eurocup
Collective test 2
Provisional Results by Class



Cls	Nº	Driver	Nat	Competitor	Nat	Rookie	Laps	Best	Time	Gap	Interval	Km/h
1	21	Neil Verhagen	USA	TECH 1 RACING	FRA		17	12	1:43.693			161.6
2	62	Thomas Maxwell	AUS	JD MOTORSPORT	ITA		19	18	1:43.806	0.113	0.113	161.4
3	1	Max Fewtrell	GBR	R-ACE GP	FRA		18	11	1:43.876	0.183	0.070	161.3
4	32	Alex Peroni	AUS	MP MOTORSPORT	NED		18	14	1:43.900	0.207	0.024	161.2
5	16	Yifei Ye	CHN	JOSEF KAUFMANN RACING	GER		16	6	1:43.959	0.266	0.059	161.1
6	85	Raúl Guzman	MEX	FORTEC MOTORSPORTS	GBR		16	13	1:44.019	0.326	0.060	161.1
7	24	Frank Bird	GBR	TECH 1 RACING	FRA		16	10	1:44.057	0.364	0.038	161.0
8	23	Thomas Neubauer	FRA	TECH 1 RACING	FRA		16	9	1:44.166	0.473	0.109	160.8
9	63	Najiy Razak	MAS	JD MOTORSPORT	ITA		17	11	1:44.776	1.083	0.610	159.9
10	51	Axel Matus	MEX	AVF BY ADRIAN VALLES	ESP		17	9	1:45.025	1.332	0.249	159.5
Rookie												
1	31	Christian Lundgaard	DEN	MP MOTORSPORT	NED	R	16	12	1:43.383			162.0
2	61	Lorenzo Colombo	ITA	JD MOTORSPORT	ITA	R	11	3	1:43.423	0.040	0.040	162.0
3	41	Oscar Piastrì	AUS	ARDEN	GBR	R	17	14	1:43.544	0.161	0.121	161.8
4	22	Alexander Smolyar	RUS	TECH 1 RACING	FRA	R	16	11	1:43.808	0.425	0.264	161.4
5	4	Victor Martins	FRA	R-ACE GP	FRA	R	18	5	1:44.010	0.627	0.202	161.1
6	84	Vladimir Tziortzis	RUS	FORTEC MOTORSPORTS	GBR	R	9	4	1:44.033	0.650	0.023	161.0
7	2	Logan Sargeant	USA	R-ACE GP	FRA	R	19	13	1:44.038	0.655	0.005	161.0
8	33	Freek Schothorst	NED	MP MOTORSPORT	NED	R	16	12	1:44.157	0.774	0.119	160.8
9	11	Clément Novalak	GBR	JOSEF KAUFMANN RACING	GER	R	16	6	1:44.184	0.801	0.027	160.8
10	53	Eliseo Martínez	ESP	AVF BY ADRIAN VALLES	ESP	R	18	11	1:44.256	0.873	0.072	160.7
11	3	Charles Milesi	FRA	R-ACE GP	FRA	R	19	10	1:44.352	0.969	0.096	160.5
12	42	Nikita Volegov	RUS	ARDEN	GBR	R	12	8	1:44.457	1.074	0.105	160.4
13	43	Sami Taoufik	MAR	ARDEN	GBR	R	16	11	1:44.678	1.295	0.221	160.0
14	54	Christian Munoz	COL	AVF BY ADRIAN VALLES	ESP	R	15	14	1:44.744	1.361	0.066	159.9

Published at:.....

Track Temp: **28.8 °C** Air Temp: **23.6 °C** Humidity: **62 %** Track **DRY**

Stewards:	Race Director:	Timekeeper: 
------------------	-----------------------	---





Circuit de Barcelona
 Formula Renault Eurocup
 Collective test 2
 Lap Analysis



1 Max Fewtrell

R-ACE GP						
Lap	D	Time	Sector 1	Sector 2	Sector 3	T. Spd
1		14:02:13.531 P	14:00:48.160	45.106	40.265	175.8
2		2:24.686	1:08.722	41.319	34.645	174.4
3		1:44.891	30.125	40.663	34.103	240.0
4		1:44.610	29.899	40.671	34.040	240.5
5		1:44.197	29.874	40.391	33.932	240.0
6		1:44.123	29.829	40.186	34.108	239.4
7		1:59.247	36.535	45.989	36.723	240.5
8		1:44.236	30.031	40.212	33.993	239.4
9		1:44.337	29.953	40.500	33.884	241.6
10		1:43.992	29.818	40.206	33.968	242.1
11		1:43.876	29.717	40.259	33.900	242.1
12		1:44.001	29.870	40.165	33.966	241.6
13		1:48.483	30.130	42.900	35.453	240.5
14		1:44.022	29.931	40.076	34.015	240.0
15		1:48.776 P	29.827	40.721	38.228	239.4
16		12:18.245	10:57.803	44.230	36.212	179.7
17		1:49.999	30.765	41.132	38.102	229.7
18		1:53.081 P	29.846	42.266	40.969	238.9

2 Logan Sargeant

R-ACE GP						
Lap	D	Time	Sector 1	Sector 2	Sector 3	T. Spd
1		14:02:12.955	14:00:53.413	43.754	35.788	167.4
2		1:47.764	31.355	41.730	34.679	234.2
3		1:44.856	30.334	40.591	33.931	236.3
4		1:44.292	30.001	40.392	33.899	238.4
5		1:58.789	35.804	49.036	33.949	236.8
6		1:44.243	29.995	40.302	33.946	237.8
7		1:44.479	30.132	40.460	33.887	236.8
8		1:44.292	30.109	40.310	33.873	237.8
9		1:44.461	30.270	40.416	33.775	236.8
10		1:44.339	30.031	40.324	33.984	236.3
11		1:44.444	30.091	40.313	34.040	235.8
12		1:44.342	30.098	40.325	33.919	237.8
13		1:44.038	29.935	40.229	33.874	236.3
14		1:44.200	29.972	40.363	33.865	236.3
15		1:44.248	29.887	40.348	34.013	238.4
16		1:49.880 P	29.997	40.203	39.680	237.3
17		11:08.888	9:48.826	44.165	35.897	164.3
18		1:51.118	31.532	41.026	38.560	233.7
19		1:53.900 P	30.130	40.394	43.376	236.3

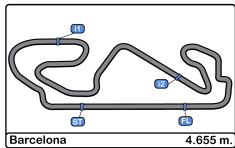
3 Charles Milesi

R-ACE GP						
Lap	D	Time	Sector 1	Sector 2	Sector 3	T. Spd
1		14:02:30.564 P	14:01:04.919	45.238	40.407	169.8
2		2:26.800	1:06.220	44.293	36.287	173.9
3		1:44.973	30.200	40.851	33.922	237.8
4		1:44.394	30.011	40.404	33.979	236.3
5		1:44.490	30.060	40.502	33.928	235.2
6		1:48.446	30.096	40.640	37.710	236.8
7		1:44.398	30.018	40.427	33.953	235.8
8		1:44.569	30.077	40.479	34.013	237.8
9		1:44.482	30.066	40.538	33.878	237.8
10		1:44.352	30.081	40.381	33.890	235.8
11		1:44.796	30.192	40.599	34.005	236.3
12		1:44.574	30.152	40.504	33.918	235.8
13		1:44.615	30.114	40.440	34.061	237.3
14		1:44.596	30.120	40.555	33.921	237.8
15		1:44.632	30.091	40.563	33.978	238.4
16		1:49.410 P	30.276	40.656	38.478	238.4
17		10:54.140	9:34.735	44.112	35.293	169.0
18		1:55.733	31.182	45.401	39.150	221.3
19		2:07.738 P	29.992	47.991	49.755	237.3

4 Victor Martins

R-ACE GP						
Lap	D	Time	Sector 1	Sector 2	Sector 3	T. Spd
1		14:02:25.797 P	14:00:59.556	45.008	41.233	176.1
2		2:22.352	1:04.760	42.823	34.769	173.6
3		1:45.090	30.206	40.869	34.015	237.8
4		1:44.347	30.021	40.416	33.910	238.9
5		1:44.010	30.078	40.227	33.705	238.9
6		1:45.487	30.260	41.123	34.104	240.5
7		1:44.502	30.116	40.454	33.932	240.0
8		1:44.383	30.174	40.358	33.851	238.9
9		1:44.718	30.245	40.562	33.911	239.4
10		1:44.435	30.124	40.489	33.822	240.0
11		1:44.529	30.058	40.411	34.060	240.0
12		1:44.279	30.084	40.289	33.906	239.4
13		1:44.529	30.043	40.420	34.066	238.4
14		1:44.535	30.192	40.337	34.006	237.8
15		1:50.355 P	30.032	41.153	39.170	239.4
16		12:38.490	11:18.548	43.910	36.032	174.4
17		1:52.030	31.199	44.339	36.492	225.9
18		2:08.588 P	30.021	46.647	51.920	236.8





Circuit de Barcelona
 Formula Renault Eurocup
 Collective test 2
 Lap Analysis



11

Clément Novalak

R

JOSEF KAUFMANN RACING

Lap	D	Time	Sector 1	Sector 2	Sector 3	T. Spd	Elapsed
1		14:05:58.487	14:04:38.195	44.029	36.263	178.2	14:05:58.487
2		1:54.257	33.194	44.814	36.249	239.4	14:07:52.744
3		1:44.359	30.097	40.363	33.899	237.8	14:09:37.103
4		1:46.331	30.009	42.041	34.281	240.0	14:11:23.434
5		1:44.464	30.062	40.449	33.953	240.0	14:13:07.898
6		1:44.184	30.036	40.207	33.941	240.5	14:14:52.082
7		1:44.319	30.086	40.311	33.922	241.0	14:16:36.401
8		1:44.578	30.348	40.243	33.987	241.0	14:18:20.979
9		1:45.817	30.483	40.444	34.890	241.0	14:20:06.796
10		1:49.122	30.051	44.838	34.233	241.6	14:21:55.918
11		1:44.619	30.062	40.351	34.206	241.0	14:23:40.537
12		1:50.082	29.920	43.817	36.345	240.5	14:25:30.619
13		1:44.779	30.193	40.565	34.021	238.9	14:27:15.398
14		1:52.353 P	30.052	42.441	39.860	237.8	14:29:07.751
15		12:26.002	11:06.010	45.017	34.975	160.7	14:41:33.753
16		1:57.077 P	29.800	41.001	46.276	233.7	14:43:30.830

16

Yifei Ye

JOSEF KAUFMANN RACING

Lap	D	Time	Sector 1	Sector 2	Sector 3	T. Spd	Elapsed
1		14:05:56.719	14:04:35.394	45.362	35.963	151.4	14:05:56.719
2		1:50.317	34.284	41.860	34.173	204.5	14:07:47.036
3		1:44.738	30.026	40.619	34.093	238.9	14:09:31.774
4		1:44.181	29.852	40.338	33.991	241.0	14:11:15.955
5		1:44.241	29.882	40.375	33.984	240.0	14:13:00.196
6		1:43.959	29.819	40.318	33.822	241.6	14:14:44.155
7		1:44.215	29.944	40.257	34.014	242.1	14:16:28.370
8		1:44.014	29.868	40.315	33.831	243.2	14:18:12.384
9		1:44.254	29.899	40.275	34.080	243.2	14:19:56.638
10		1:44.170	29.845	40.377	33.948	243.2	14:21:40.808
11		1:44.232	29.794	40.226	34.212	242.1	14:23:25.040
12		1:44.090	30.008	40.175	33.907	241.0	14:25:09.130
13		1:44.289	29.766	40.236	34.287	241.0	14:26:53.419
14		1:48.836 P	29.818	40.380	38.638	240.5	14:28:42.255
15		12:38.272	11:18.142	41.318	38.812	177.9	14:41:20.527
16		2:00.240 P	30.102	40.817	49.321	237.3	14:43:20.767

21

Neil Verhagen

TECH 1 RACING

Lap	D	Time	Sector 1	Sector 2	Sector 3	T. Spd	Elapsed
1		14:03:34.503	14:02:10.088	46.527	37.888	177.3	14:03:34.503
2		1:51.077	31.757	42.341	36.979	229.2	14:05:25.580
3		1:45.029	30.143	40.626	34.260	237.8	14:07:10.609
4		1:44.908	30.180	40.539	34.189	238.4	14:08:55.517
5		1:44.865	30.303	40.558	34.004	236.3	14:10:40.382
6		1:47.842 P	30.100	40.592	37.150	237.8	14:12:28.224
7		4:47.982	3:26.065	45.770	36.147	173.3	14:17:16.206
8		1:48.133	31.550	41.768	34.815	232.2	14:19:04.339
9		1:44.118	30.126	40.326	33.666	236.8	14:20:48.457
10		1:43.894	29.876	40.083	33.935	238.9	14:22:32.351
11		1:55.527	32.794	44.884	37.849	233.2	14:24:27.878
12		1:43.693	29.958	40.077	33.658	237.3	14:26:11.571
13		1:44.013	29.871	40.300	33.842	237.8	14:27:55.584
14		1:46.968 P	30.036	40.241	36.691	236.8	14:29:42.552
15		10:40.416	9:17.699	47.070	35.647	177.0	14:40:22.968
16		1:49.231	31.536	41.268	36.427	226.8	14:42:12.199
17		2:09.649 P	29.847	52.580	47.222	236.3	14:44:21.848

22

Alexander Smolyar

TECH 1 RACING

Lap	D	Time	Sector 1	Sector 2	Sector 3	T. Spd	Elapsed
1		14:03:38.707	14:02:15.066	46.039	37.602	170.6	14:03:38.707
2		1:51.878	31.997	41.804	38.077	206.1	14:05:30.585
3		1:44.762	30.148	40.581	34.033	240.5	14:07:15.347
4		1:44.680	30.085	40.526	34.069	239.4	14:09:00.027
5		1:53.082 P	32.875	40.842	39.365	237.3	14:10:53.109
6		7:01.325	5:39.881	45.604	35.840	149.3	14:17:54.434
7		1:51.980	33.503	42.007	36.470	180.9	14:19:46.414
8		1:44.658	30.500	40.358	33.800	238.4	14:21:31.072
9		1:43.859	29.920	40.209	33.730	238.4	14:23:14.931
10		1:43.859	29.933	40.100	33.826	237.3	14:24:58.790
11		1:43.808	29.899	40.168	33.741	238.4	14:26:42.598
12		1:44.734	29.862	40.106	34.766	237.8	14:28:27.332
13		1:52.334 P	29.919	40.083	42.332	237.8	14:30:19.666
14		10:28.680	9:08.495	44.549	35.636	170.6	14:40:48.346
15		1:49.696	32.897	41.133	35.666	185.8	14:42:38.042
16		2:24.218 P	33.452	55.465	55.301	238.9	14:45:02.260





Circuit de Barcelona
Formula Renault Eurocup
Collective test 2
Best Sectors Results



Sector - 1				Sector - 2				Sector - 3				Ideal Lap vs Best Lap			
Clas	Nº	Driver	Time	Nº	Driver	Time	Nº	Driver	Time	Clas	Nº	Driver	Ideal Lap	Best Lap	Clas
1	31	Christian Lundgaard	29.596	31	Christian Lundgaard	39.504	61	Lorenzo Colombo	33.543	1	31	Christian Lundgaard	1:42.663	1:43.383	1
2	61	Lorenzo Colombo	29.668	61	Lorenzo Colombo	39.810	31	Christian Lundgaard	33.563	2	61	Lorenzo Colombo	1:43.021	1:43.423	2
3	62	Thomas Maxwell	29.701	84	Vladimir Tziortzis	40.023	21	Neil Verhagen	33.658	3	41	Oscar Piastri	1:43.516	1:43.544	3
4	32	Alex Peroni	29.715	62	Thomas Maxwell	40.058	41	Oscar Piastri	33.664	4	62	Thomas Maxwell	1:43.545	1:43.806	5
5	1	Max Fewtrell	29.717	24	Frank Bird	40.060	4	Victor Martins	33.705	5	21	Neil Verhagen	1:43.582	1:43.693	4
6	16	Yifei Ye	29.766	41	Oscar Piastri	40.068	22	Alexander Smolyar	33.730	6	22	Alexander Smolyar	1:43.675	1:43.808	6
7	41	Oscar Piastri	29.784	1	Max Fewtrell	40.076	2	Logan Sargeant	33.775	7	1	Max Fewtrell	1:43.677	1:43.876	7
8	11	Clément Novalak	29.800	21	Neil Verhagen	40.077	62	Thomas Maxwell	33.786	8	32	Alex Peroni	1:43.699	1:43.900	8
9	33	Freek Schothorst	29.836	22	Alexander Smolyar	40.083	84	Vladimir Tziortzis	33.794	9	84	Vladimir Tziortzis	1:43.719	1:44.033	12
10	21	Neil Verhagen	29.847	32	Alex Peroni	40.168	32	Alex Peroni	33.816	10	16	Yifei Ye	1:43.763	1:43.959	9
11	22	Alexander Smolyar	29.862	16	Yifei Ye	40.175	16	Yifei Ye	33.822	11	24	Frank Bird	1:43.850	1:44.057	14
12	85	Raúl Guzman	29.874	23	Thomas Neubauer	40.186	33	Freek Schothorst	33.854	12	2	Logan Sargeant	1:43.865	1:44.038	13
13	23	Thomas Neubauer	29.879	2	Logan Sargeant	40.203	53	Eliseo Martinez	33.859	13	11	Clément Novalak	1:43.906	1:44.184	17
14	2	Logan Sargeant	29.887	11	Clément Novalak	40.207	85	Raúl Guzman	33.865	14	33	Freek Schothorst	1:43.911	1:44.157	15
15	84	Vladimir Tziortzis	29.902	85	Raúl Guzman	40.219	3	Charles Milesi	33.878	15	4	Victor Martins	1:43.953	1:44.010	10
16	24	Frank Bird	29.905	33	Freek Schothorst	40.221	1	Max Fewtrell	33.884	16	85	Raúl Guzman	1:43.958	1:44.019	11
17	63	Najiy Razak	29.942	4	Victor Martins	40.227	24	Frank Bird	33.885	17	23	Thomas Neubauer	1:43.979	1:44.166	16
18	53	Eliseo Martinez	29.982	53	Eliseo Martinez	40.344	11	Clément Novalak	33.899	18	53	Eliseo Martinez	1:44.185	1:44.256	18
19	3	Charles Milesi	29.992	3	Charles Milesi	40.381	42	Nikita Volegov	33.902	19	3	Charles Milesi	1:44.251	1:44.352	19
20	4	Victor Martins	30.021	43	Sami Taoufik	40.425	23	Thomas Neubauer	33.914	20	42	Nikita Volegov	1:44.419	1:44.457	20
21	54	Christian Munoz	30.022	42	Nikita Volegov	40.463	51	Axel Matus	34.017	21	63	Najiy Razak	1:44.625	1:44.776	23
22	42	Nikita Volegov	30.054	51	Axel Matus	40.599	43	Sami Taoufik	34.036	22	43	Sami Taoufik	1:44.678	1:44.678	21
23	51	Axel Matus	30.113	63	Najiy Razak	40.617	54	Christian Munoz	34.055	23	51	Axel Matus	1:44.729	1:45.025	24
24	43	Sami Taoufik	30.217	54	Christian Munoz	40.654	63	Najiy Razak	34.066	24	54	Christian Munoz	1:44.731	1:44.744	22





Circuit de Barcelona
Formula Renault Eurocup
Collective test 2
Best 5 Lap Times



Cls	Nº	Driver	Nat	Competitor	Nat	Rookie	Cls	Best 1		Best 2		Best 3		Best 4		Best 5	
								Time	Lap	Time	Lap	Time	Lap	Time	Lap	Time	Lap
1	31	Christian Lundgaard	DEN	MP MOTORSPORT	NED	R	1	1:43.383	12	1:43.521	11	1:43.805	8	1:43.927	6	1:45.132	3
2	61	Lorenzo Colombo	ITA	JD MOTORSPORT	ITA	R	2	1:43.423	3	1:43.460	6	1:43.602	4	1:43.979	7	1:44.279	2
3	41	Oscar Piastrri	AUS	ARDEN	GBR	R	3	1:43.544	14	1:43.673	12	1:43.841	11	1:44.459	7	1:44.931	4
4	21	Neil Verhagen	USA	TECH 1 RACING	FRA			1:43.693	12	1:43.894	10	1:44.013	13	1:44.118	9	1:44.865	5
5	62	Thomas Maxwell	AUS	JD MOTORSPORT	ITA			1:43.806	18	1:43.876	14	1:43.990	13	1:44.425	12	1:44.642	10
6	22	Alexander Smolyar	RUS	TECH 1 RACING	FRA	R	4	1:43.808	11	1:43.859	9	1:43.859	10	1:44.658	8	1:44.680	4
7	1	Max Fewtrell	GBR	R-ACE GP	FRA			1:43.876	11	1:43.992	10	1:44.001	12	1:44.022	14	1:44.123	6
8	32	Alex Peroni	AUS	MP MOTORSPORT	NED			1:43.900	14	1:44.148	13	1:44.267	12	1:44.326	7	1:44.375	11
9	16	Yifei Ye	CHN	JOSEF KAUFMANN RACING	GER			1:43.959	6	1:44.014	8	1:44.090	12	1:44.170	10	1:44.181	4
10	4	Victor Martins	FRA	R-ACE GP	FRA	R	5	1:44.010	5	1:44.279	12	1:44.347	4	1:44.383	8	1:44.435	10
11	85	Raúl Guzman	MEX	FORTEC MOTORSPORTS	GBR			1:44.019	13	1:44.306	12	1:44.315	9	1:44.386	10	1:44.511	6
12	84	Vladimir Tziortzis	RUS	FORTEC MOTORSPORTS	GBR	R	6	1:44.033	4	1:44.224	5	1:45.129	3	1:46.728	6	1:52.335	7
13	2	Logan Sargeant	USA	R-ACE GP	FRA	R	7	1:44.038	13	1:44.200	14	1:44.243	6	1:44.248	15	1:44.292	4
14	24	Frank Bird	GBR	TECH 1 RACING	FRA			1:44.057	10	1:44.339	11	1:44.413	12	1:44.566	8	1:45.140	4
15	33	Freek Schothorst	NED	MP MOTORSPORT	NED	R	8	1:44.157	12	1:44.455	5	1:44.585	11	1:44.586	3	1:44.626	4
16	23	Thomas Neubauer	FRA	TECH 1 RACING	FRA			1:44.166	9	1:44.267	11	1:44.917	4	1:45.085	10	1:45.410	3
17	11	Clément Novalak	GBR	JOSEF KAUFMANN RACING	GER	R	9	1:44.184	6	1:44.319	7	1:44.359	3	1:44.464	5	1:44.578	8
18	53	Eliseo Martinez	ESP	AVF BY ADRIAN VALLES	ESP	R	10	1:44.256	11	1:44.292	13	1:44.345	10	1:44.357	12	1:44.441	15
19	3	Charles Milesi	FRA	R-ACE GP	FRA	R	11	1:44.352	10	1:44.394	4	1:44.398	7	1:44.482	9	1:44.490	5
20	42	Nikita Volegov	RUS	ARDEN	GBR	R	12	1:44.457	8	1:44.915	7	1:45.053	3	1:45.098	5	1:45.289	4
21	43	Sami Taoufik	MAR	ARDEN	GBR	R	13	1:44.678	11	1:45.114	8	1:45.137	10	1:45.237	7	1:45.606	5
22	54	Christian Munoz	COL	AVF BY ADRIAN VALLES	ESP	R	14	1:44.744	14	1:45.190	10	1:45.477	7	1:45.671	5	1:45.682	8
23	63	Najiy Razak	MAS	JD MOTORSPORT	ITA			1:44.776	11	1:44.861	12	1:45.030	5	1:45.372	8	1:45.492	3
24	51	Axel Matus	MEX	AVF BY ADRIAN VALLES	ESP			1:45.025	9	1:45.050	11	1:45.095	13	1:45.154	12	1:45.168	14



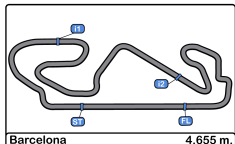


Circuit de Barcelona
Formula Renault Eurocup
Collective test 2
Best 5 Top Speeds



Cls	Nº	Driver	Nat	Competitor	Nat	Rookie	Cls	Top 1		Top 2		Top 3		Top 4		Top 5		Avg
								Km/h	Lap	Km/h	Lap	Km/h	Lap	Km/h	Lap	Km/h	Lap	
1	63	Najiy Razak	MAS	JD MOTORSPORT	ITA			244.3	4	241.6	3	241.6	10	241.6	11	241.6	12	242.1
2	16	Yifei Ye	CHN	JOSEF KAUFMANN RACING	GER			243.2	8	243.2	9	243.2	10	242.1	7	242.1	11	242.8
3	62	Thomas Maxwell	AUS	JD MOTORSPORT	ITA			242.6	19	241.0	7	241.0	15	240.5	5	240.5	10	241.1
4	1	Max Fewtrell	GBR	R-ACE GP	FRA			242.1	10	242.1	11	241.6	9	241.6	12	240.5	4	241.6
5	11	Clément Novalak	GBR	JOSEF KAUFMANN RACING	GER	R	1	241.6	10	241.0	7	241.0	8	241.0	9	241.0	11	241.1
6	32	Alex Peroni	AUS	MP MOTORSPORT	NED			241.6	8	241.0	6	240.5	7	240.0	9	239.4	3	240.5
7	61	Lorenzo Colombo	ITA	JD MOTORSPORT	ITA	R	2	241.6	4	241.6	5	241.6	8	241.0	6	241.0	7	241.3
8	43	Sami Taoufik	MAR	ARDEN	GBR	R	3	241.0	16	240.5	4	240.0	3	240.0	7	239.4	10	240.2
9	4	Victor Martins	FRA	R-ACE GP	FRA	R	4	240.5	6	240.0	7	240.0	10	240.0	11	239.4	9	240.0
10	22	Alexander Smolyar	RUS	TECH 1 RACING	FRA	R	5	240.5	3	239.4	4	238.9	16	238.4	8	238.4	9	239.1
11	31	Christian Lundgaard	DEN	MP MOTORSPORT	NED	R	6	240.5	9	239.4	3	239.4	7	239.4	8	238.9	5	239.5
12	41	Oscar Piastrri	AUS	ARDEN	GBR	R	7	240.5	4	240.0	7	239.4	8	239.4	13	238.9	3	239.6
13	42	Nikita Volegov	RUS	ARDEN	GBR	R	8	240.5	8	238.9	5	238.9	9	238.4	4	238.4	12	239.0
14	23	Thomas Neubauer	FRA	TECH 1 RACING	FRA			239.4	3	238.9	5	238.4	4	238.4	9	238.4	11	238.7
15	24	Frank Bird	GBR	TECH 1 RACING	FRA			239.4	9	238.9	12	237.8	10	237.8	11	237.3	4	238.3
16	21	Neil Verhagen	USA	TECH 1 RACING	FRA			238.9	10	238.4	4	237.8	3	237.8	6	237.8	13	238.2
17	85	Raúl Guzman	MEX	FORTEC MOTORSPORTS	GBR			238.9	14	237.3	12	237.3	13	236.8	2	236.8	5	237.4
18	2	Logan Sargeant	USA	R-ACE GP	FRA	R	9	238.4	4	238.4	15	237.8	6	237.8	8	237.8	12	238.0
19	3	Charles Milesi	FRA	R-ACE GP	FRA	R	10	238.4	15	238.4	16	237.8	3	237.8	8	237.8	9	238.0
20	51	Axel Matus	MEX	AVF BY ADRIAN VALLES	ESP			238.4	5	238.4	8	237.8	9	237.8	11	237.8	14	238.0
21	84	Vladimir Tziortzis	RUS	FORTEC MOTORSPORTS	GBR	R	11	238.4	7	237.3	4	236.8	5	236.3	6	235.2	3	236.8
22	53	Eliseo Martinez	ESP	AVF BY ADRIAN VALLES	ESP	R	12	237.8	9	237.3	4	237.3	18	236.3	3	236.3	10	237.0
23	54	Christian Munoz	COL	AVF BY ADRIAN VALLES	ESP	R	13	237.8	3	236.3	4	236.3	5	236.3	6	236.3	14	236.6
24	33	Freek Schothorst	NED	MP MOTORSPORT	NED	R	14	237.3	4	237.3	7	237.3	8	237.3	10	237.3	11	237.3





Circuit de Barcelona
Formula Renault Eurocup
Collective test 2
Fastest Laps Sequence



Lap	Time of Day	Session Time	Nº	Driver	Nat	Competitor	Nat	Rookie	Time	Km/h
2	14:04:00.719	4:00.719	2	Logan Sargeant	USA	R-ACE GP	FRA	R	1:47.764	155.5
2	14:04:16.139	4:16.139	32	Alex Peroni	AUS	MP MOTORSPORT	NED		1:47.390	156.0
2	14:04:44.527	4:44.527	62	Thomas Maxwell	AUS	JD MOTORSPORT	ITA		1:47.206	156.3
2	14:04:49.258	4:49.258	63	Najiy Razak	MAS	JD MOTORSPORT	ITA		1:46.663	157.1
3	14:05:45.575	5:45.575	2	Logan Sargeant	USA	R-ACE GP	FRA	R	1:44.856	159.8
3	14:06:25.322	6:25.322	33	Freek Schothorst	NED	MP MOTORSPORT	NED	R	1:44.586	160.2
4	14:07:29.867	7:29.867	2	Logan Sargeant	USA	R-ACE GP	FRA	R	1:44.292	160.6
5	14:09:51.915	9:51.915	1	Max Fewtrell	GBR	R-ACE GP	FRA		1:44.197	160.8
5	14:10:01.596	10:01.596	4	Victor Martins	FRA	R-ACE GP	FRA	R	1:44.010	161.1
6	14:12:35.774	12:35.774	31	Christian Lundgaard	DEN	MP MOTORSPORT	NED	R	1:43.927	161.2
8	14:16:10.629	16:10.629	31	Christian Lundgaard	DEN	MP MOTORSPORT	NED	R	1:43.805	161.4
3	14:16:39.603	16:39.603	61	Lorenzo Colombo	ITA	JD MOTORSPORT	ITA	R	1:43.423	162.0
12	14:29:50.880	29:50.880	31	Christian Lundgaard	DEN	MP MOTORSPORT	NED	R	1:43.383	162.0



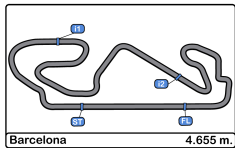


Circuit de Barcelona
Formula Renault Eurocup
Collective test 2
Event Best Maximum Speed

FORMULA
RENAULT
EUROCUP

Nº	Driver	Nat	Competitor	Nat	Rookie	Km/h	Session
63	Najiy Razak	MAS	JD MOTORSPORT	ITA		244.3	Collective test 2
16	Yifei Ye	CHN	JOSEF KAUFMANN RACING	GER		243.2	Collective test 2
62	Thomas Maxwell	AUS	JD MOTORSPORT	ITA		242.6	Collective test 2
1	Max Fewtrell	GBR	R-ACE GP	FRA		242.1	Collective test 2
42	Nikita Volegov	RUS	ARDEN	GBR	R	241.6	Collective test 1
41	Oscar Piastrri	AUS	ARDEN	GBR	R	241.6	Collective test 1
32	Alex Peroni	AUS	MP MOTORSPORT	NED		241.6	Collective test 2
61	Lorenzo Colombo	ITA	JD MOTORSPORT	ITA	R	241.6	Collective test 2
11	Clément Novalak	GBR	JOSEF KAUFMANN RACING	GER	R	241.6	Collective test 2
22	Alexander Smolyar	RUS	TECH 1 RACING	FRA	R	241.0	Collective test 1
43	Sami Taoufik	MAR	ARDEN	GBR	R	241.0	Collective test 2
4	Victor Martins	FRA	R-ACE GP	FRA	R	240.5	Collective test 2
31	Christian Lundgaard	DEN	MP MOTORSPORT	NED	R	240.5	Collective test 2
21	Neil Verhagen	USA	TECH 1 RACING	FRA		240.0	Collective test 1
23	Thomas Neubauer	FRA	TECH 1 RACING	FRA		239.4	Collective test 2
24	Frank Bird	GBR	TECH 1 RACING	FRA		239.4	Collective test 2
2	Logan Sargeant	USA	R-ACE GP	FRA	R	238.9	Collective test 1
85	Raúl Guzman	MEX	FORTEC MOTORSPORTS	GBR		238.9	Collective test 2
33	Freek Schothorst	NED	MP MOTORSPORT	NED	R	238.4	Collective test 1
3	Charles Milesi	FRA	R-ACE GP	FRA	R	238.4	Collective test 1
51	Axel Matus	MEX	AVF BY ADRIAN VALLES	ESP		238.4	Collective test 1
84	Vladimir Tziortzis	RUS	FORTEC MOTORSPORTS	GBR	R	238.4	Collective test 2
53	Eliseo Martinez	ESP	AVF BY ADRIAN VALLES	ESP	R	237.8	Collective test 1
54	Christian Munoz	COL	AVF BY ADRIAN VALLES	ESP	R	237.8	Collective test 1





Circuit de Barcelona
Formula Renault Eurocup
Collective test 2
Pit Stop Analysis



1 Max Fewtrell R-ACE GP

Nr.	In Day Time	In Time	Out Time	Pit Time	T. Pit Time	Handicap	Penalty
1	14:02:11.035	14:02:11.035	14:02:40.221	29.186	29.186		
2	14:27:34.530	14:27:34.530	14:38:02.861	10:28.33	10:57.517		1

2 Logan Sargeant R R-ACE GP

Nr.	In Day Time	In Time	Out Time	Pit Time	T. Pit Time	Handicap	Penalty
1	14:28:39.135	14:28:39.135	14:37:55.536	9:16.401	9:16.401		

3 Charles Milesi R R-ACE GP

Nr.	In Day Time	In Time	Out Time	Pit Time	T. Pit Time	Handicap	Penalty
1	14:02:28.101	14:02:28.101	14:02:53.870	25.769	25.769		
2	14:29:27.598	14:29:27.598	14:38:30.885	9:03.287	9:29.056		

4 Victor Martins R R-ACE GP

Nr.	In Day Time	In Time	Out Time	Pit Time	T. Pit Time	Handicap	Penalty
1	14:02:23.336	14:02:23.336	14:02:50.118	26.782	26.782		
2	14:27:30.868	14:27:30.868	14:38:18.473	10:47.60	11:14.387		5

11 Clément Novalak R JOSEF KAUFMANN RACING

Nr.	In Day Time	In Time	Out Time	Pit Time	T. Pit Time	Handicap	Penalty
1	14:29:05.338	14:29:05.338	14:39:38.093	10:32.75	10:32.755		5

16 Yifei Ye JOSEF KAUFMANN RACING

Nr.	In Day Time	In Time	Out Time	Pit Time	T. Pit Time	Handicap	Penalty
1	14:28:39.856	14:28:39.856	14:39:28.464	10:48.60	10:48.608		8

21 Neil Verhagen TECH 1 RACING

Nr.	In Day Time	In Time	Out Time	Pit Time	T. Pit Time	Handicap	Penalty
1	14:12:25.777	14:12:25.777	14:15:20.447	2:54.670	2:54.670		
2	14:29:40.080	14:29:40.080	14:38:25.458	8:45.378	11:40.048		

22 Alexander Smolyar R TECH 1 RACING

Nr.	In Day Time	In Time	Out Time	Pit Time	T. Pit Time	Handicap	Penalty
1	14:10:50.668	14:10:50.668	14:15:57.926	5:07.258	5:07.258		
2	14:30:17.240	14:30:17.240	14:38:54.308	8:37.068	13:44.326		

23 Thomas Neubauer TECH 1 RACING

Nr.	In Day Time	In Time	Out Time	Pit Time	T. Pit Time	Handicap	Penalty
1	14:12:44.783	14:12:44.783	14:17:20.038	4:35.255	4:35.255		
2	14:29:57.024	14:29:57.024	14:38:45.177	8:48.153	13:23.408		

24 Frank Bird TECH 1 RACING

Nr.	In Day Time	In Time	Out Time	Pit Time	T. Pit Time	Handicap	Penalty
1	14:11:06.120	14:11:06.120	14:14:48.721	3:42.601	3:42.601		
2	14:28:58.946	14:28:58.946	14:39:03.692	10:04.74	13:47.347		6

31 Christian Lundgaard R MP MOTORSPORT

Nr.	In Day Time	In Time	Out Time	Pit Time	T. Pit Time	Handicap	Penalty
1	14:02:40.866	14:02:40.866	14:03:23.496	42.630	42.630		
2	14:17:57.414	14:17:57.414	14:24:29.117	6:31.703	7:14.333		
3	14:31:36.196	14:31:36.196	14:37:49.512	6:13.316	13:27.649		

32 Alex Peroni MP MOTORSPORT

Nr.	In Day Time	In Time	Out Time	Pit Time	T. Pit Time	Handicap	Penalty
1	14:16:31.087	14:16:31.087	14:21:50.744	5:19.657	5:19.657		
2	14:32:21.803	14:32:21.803	14:38:10.039	5:48.236	11:07.893		

33 Freek Schothorst R MP MOTORSPORT

Nr.	In Day Time	In Time	Out Time	Pit Time	T. Pit Time	Handicap	Penalty
1	14:15:16.158	14:15:16.158	14:18:03.724	2:47.566	2:47.566		
2	14:28:44.302	14:28:44.302	14:37:43.670	8:59.368	11:46.934		

41 Oscar Piastrri R ARDEN

Nr.	In Day Time	In Time	Out Time	Pit Time	T. Pit Time	Handicap	Penalty
1	14:15:37.070	14:15:37.070	14:18:52.163	3:15.093	3:15.093		
2	14:31:30.163	14:31:30.163	14:39:21.048	7:50.885	11:05.978		

42 Nikita Volegov R ARDEN

Nr.	In Day Time	In Time	Out Time	Pit Time	T. Pit Time	Handicap	Penalty
1	14:20:22.898	14:20:22.898	14:38:39.049	18:16.15	18:16.151		1

43 Sami Taoufik R ARDEN

Nr.	In Day Time	In Time	Out Time	Pit Time	T. Pit Time	Handicap	Penalty
1	14:23:12.401	14:23:12.401	14:37:01.126	13:48.72	13:48.725		5

51 Axel Matus AVF BY ADRIAN VALLES

Nr.	In Day Time	In Time	Out Time	Pit Time	T. Pit Time	Handicap	Penalty
1	14:04:08.857	14:04:08.857	14:04:34.018	25.161	25.161		
2	14:29:26.323	14:29:26.323	14:39:11.131	9:44.808	10:09.969		

53 Eliseo Martinez R AVF BY ADRIAN VALLES

Nr.	In Day Time	In Time	Out Time	Pit Time	T. Pit Time	Handicap	Penalty
1	14:04:46.487	14:04:46.487	14:05:21.702	35.215	35.215		
2	14:11:05.098	14:11:05.098	14:17:29.645	6:24.547	6:59.762		





Circuit de Barcelona
Formula Renault Eurocup
Collective test 2
Pit Stop Analysis



3 14:38:31.651 14:38:31.651 14:40:41.173 2:09.522 9:09.284

54 Christian Munoz R AVF BY ADRIAN VALLES

Nr.	In Day Time	In Time	Out Time	Pit Time	T. Pit Time	Handicap	Penalty
1	14:23:32.773	14:23:32.773	14:35:58.214	12:25.44 1	12:25.441		

61 Lorenzo Colombo R JD MOTORSPORT

Nr.	In Day Time	In Time	Out Time	Pit Time	T. Pit Time	Handicap	Penalty
1	14:25:24.459	14:25:24.459	14:37:21.083	11:56.62 4	11:56.624		

62 Thomas Maxwell JD MOTORSPORT

Nr.	In Day Time	In Time	Out Time	Pit Time	T. Pit Time	Handicap	Penalty
1	14:13:31.499	14:13:31.499	14:16:24.176	2:52.677	2:52.677		
2	14:30:34.488	14:30:34.488	14:36:44.771	6:10.283	9:02.960		

63 Najiy Razak JD MOTORSPORT

Nr.	In Day Time	In Time	Out Time	Pit Time	T. Pit Time	Handicap	Penalty
1	14:24:23.671	14:24:23.671	14:36:22.481	11:58.81 0	11:58.810		

84 Vladimir Tziortzis R FORTEC MOTORSPORTS

Nr.	In Day Time	In Time	Out Time	Pit Time	T. Pit Time	Handicap	Penalty
1	14:22:44.744	14:22:44.744	14:39:59.301	17:14.55 7	17:14.557		

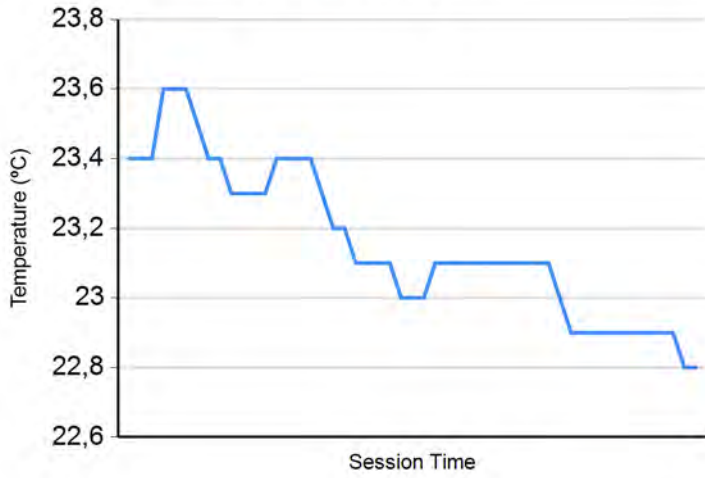
85 Raúl Guzman FORTEC MOTORSPORTS

Nr.	In Day Time	In Time	Out Time	Pit Time	T. Pit Time	Handicap	Penalty
1	14:14:33.923	14:14:33.923	14:18:14.689	3:40.766	3:40.766		
2	14:30:50.690	14:30:50.690	14:39:46.334	8:55.644	12:36.410		

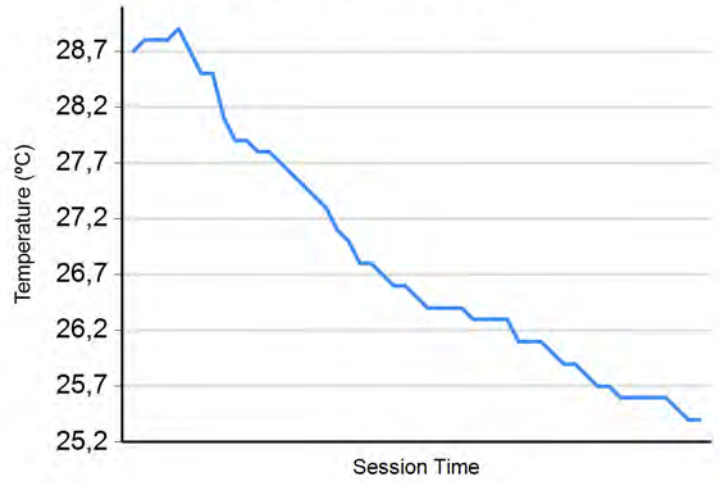




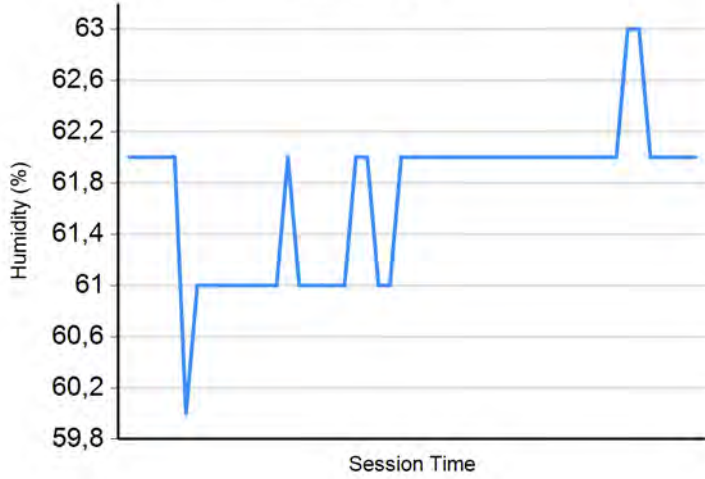
Air Temperature



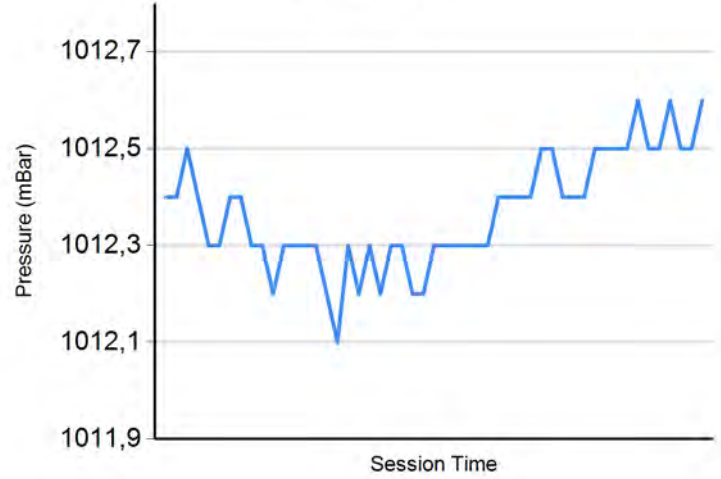
Track Temperature



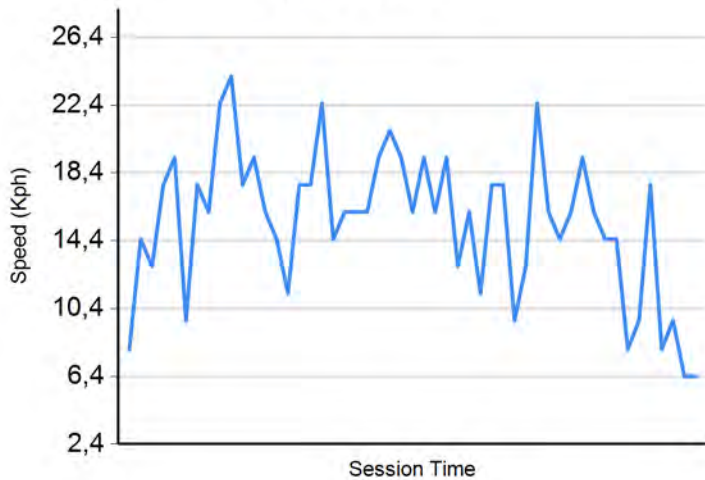
Humidity



Pressure

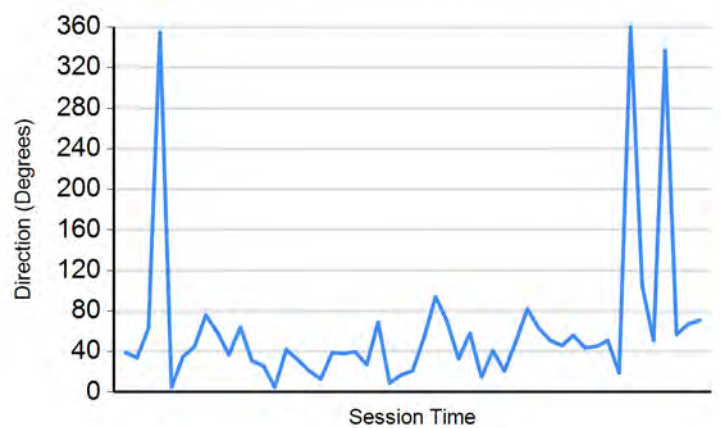


Wind Speed



Wind direction

North = 0°/360° Est = 90° South = 180° West = 270°






Circuit de Barcelona
Formula Renault Eurocup
Collective test 1 - 2
Results

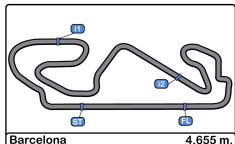


Cls	Nº	Driver	Nat	Competitor	Nat	Rookie	Cls	Laps	Collective test 1	Collective test 2	Best	Gap	Interval	Km/h
1	1	Max Fewtrell	GBR	R-ACE GP	FRA			38	1:42.095	17 1:43.876	11 1:42.095			164.1
2	61	Lorenzo Colombo	ITA	JD MOTORSPORT	ITA	R	1	32	1:42.369	20 1:43.423	3 1:42.369	0.274	0.274	163.7
3	2	Logan Sargeant	USA	R-ACE GP	FRA	R	2	39	1:42.490	17 1:44.038	13 1:42.490	0.395	0.121	163.5
4	4	Victor Martins	FRA	R-ACE GP	FRA	R	3	37	1:42.543	17 1:44.010	5 1:42.543	0.448	0.053	163.4
5	16	Yifei Ye	CHN	JOSEF KAUFMANN RACING	GER			37	1:42.606	19 1:43.959	6 1:42.606	0.511	0.063	163.3
6	31	Christian Lundgaard	DEN	MP MOTORSPORT	NED	R	4	35	1:42.616	18 1:43.383	12 1:42.616	0.521	0.010	163.3
7	41	Oscar Piastrì	AUS	ARDEN	GBR	R	5	36	1:42.989	17 1:43.544	14 1:42.989	0.894	0.373	162.7
8	22	Alexander Smolyar	RUS	TECH 1 RACING	FRA	R	6	37	1:43.061	18 1:43.808	11 1:43.061	0.966	0.072	162.6
9	53	Eliseo Martinez	ESP	AVF BY ADRIAN VALLES	ESP	R	7	36	1:43.064	15 1:44.256	11 1:43.064	0.969	0.003	162.5
10	85	Raúl Guzman	MEX	FORTEC MOTORSPORTS	GBR			33	1:43.165	15 1:44.019	13 1:43.165	1.070	0.101	162.4
11	11	Clément Novalak	GBR	JOSEF KAUFMANN RACING	GER	R	8	35	1:43.177	17 1:44.184	6 1:43.177	1.082	0.012	162.4
12	3	Charles Milesi	FRA	R-ACE GP	FRA	R	9	38	1:43.193	19 1:44.352	10 1:43.193	1.098	0.016	162.3
13	24	Frank Bird	GBR	TECH 1 RACING	FRA			37	1:43.251	17 1:44.057	10 1:43.251	1.156	0.058	162.3
14	62	Thomas Maxwell	AUS	JD MOTORSPORT	ITA			39	1:43.278	18 1:43.806	18 1:43.278	1.183	0.027	162.2
15	33	Freek Schothorst	NED	MP MOTORSPORT	NED	R	10	37	1:43.283	21 1:44.157	12 1:43.283	1.188	0.005	162.2
16	32	Alex Peroni	AUS	MP MOTORSPORT	NED			36	1:43.412	15 1:43.900	14 1:43.412	1.317	0.129	162.0
17	42	Nikita Volegov	RUS	ARDEN	GBR	R	11	34	1:43.639	19 1:44.457	8 1:43.639	1.544	0.227	161.6
18	21	Neil Verhagen	USA	TECH 1 RACING	FRA			37	1:43.678	18 1:43.693	12 1:43.678	1.583	0.039	161.6
19	51	Axel Matus	MEX	AVF BY ADRIAN VALLES	ESP			34	1:43.744	17 1:45.025	9 1:43.744	1.649	0.066	161.5
20	54	Christian Munoz	COL	AVF BY ADRIAN VALLES	ESP	R	12	33	1:43.843	15 1:44.744	14 1:43.843	1.748	0.099	161.3
21	43	Sami Taoufik	MAR	ARDEN	GBR	R	13	37	1:43.874	19 1:44.678	11 1:43.874	1.779	0.031	161.3
22	84	Vladimir Tziortzis	RUS	FORTEC MOTORSPORTS	GBR	R	14	27	1:44.169	11 1:44.033	4 1:44.033	1.938	0.159	161.0
23	63	Najiy Razak	MAS	JD MOTORSPORT	ITA			39	1:44.113	15 1:44.776	11 1:44.113	2.018	0.080	160.9
24	23	Thomas Neubauer	FRA	TECH 1 RACING	FRA			18	2:03.817	2 1:44.166	9 1:44.166	2.071	0.053	160.8

Published at:.....

Stewards:	Race Director:	Timekeeper: 
------------------	-----------------------	---





Circuit de Barcelona
Formula Renault Eurocup
Qualifying - 1 Group A
Provisional Results



Cls	Nº	Driver	Nat	Competitor	Nat	Rookie	Cls	Laps	Best	Time	Gap	Interval	Km/h
1	31	Christian Lundgaard	DEN	MP MOTORSPORT	NED	R	1	9	7	1:55.288			145.3
2	1	Max Fewtrell	GBR	R-ACE GP	FRA			9	7	1:55.933	0.645	0.645	144.5
3	4	Victor Martins	FRA	R-ACE GP	FRA	R	2	9	8	1:56.383	1.095	0.450	143.9
4	22	Alexander Smolyar	RUS	TECH 1 RACING	FRA	R	3	9	8	1:56.479	1.191	0.096	143.8
5	3	Charles Milesi	FRA	R-ACE GP	FRA	R	4	9	7	1:56.702	1.414	0.223	143.5
6	32	Alex Peroni	AUS	MP MOTORSPORT	NED			9	5	1:56.760	1.472	0.058	143.5
7	54	Christian Munoz	COL	AVF BY ADRIAN VALLES	ESP	R	5	9	6	1:57.104	1.816	0.344	143.1
8	53	Eliseo Martinez	ESP	AVF BY ADRIAN VALLES	ESP	R	6	9	8	1:57.238	1.950	0.134	142.9
9	11	Clément Novalak	GBR	JOSEF KAUFMANN RACING	GER	R	7	8	4	1:57.242	1.954	0.004	142.9
10	51	Axel Matus	MEX	AVF BY ADRIAN VALLES	ESP			8	7	1:57.515	2.227	0.273	142.6
11	23	Thomas Neubauer	FRA	TECH 1 RACING	FRA			9	8	1:57.645	2.357	0.130	142.4
12	33	Freek Schothorst	NED	MP MOTORSPORT	NED	R	8	8	5	1:57.863	2.575	0.218	142.1

Published at:.....

Track Temp: **15.2 °C** Air Temp: **17.4 °C** Humidity: **83 %** Track Status: **WET**

Stewards:

Race Director:

Timekeeper:






Circuit de Barcelona
 Formula Renault Eurocup
 Qualifying - 1 Group A
 Provisional Results by Class



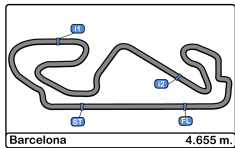
Cls	Nº	Driver	Nat	Competitor	Nat	Rookie	Laps	Best	Time	Gap	Interval	Km/h
1	1	Max Fewtrell	GBR	R-ACE GP	FRA		9	7	1:55.933			144.5
2	32	Alex Peroni	AUS	MP MOTORSPORT	NED		9	5	1:56.760	0.827	0.827	143.5
3	51	Axel Matus	MEX	AVF BY ADRIAN VALLES	ESP		8	7	1:57.515	1.582	0.755	142.6
4	23	Thomas Neubauer	FRA	TECH 1 RACING	FRA		9	8	1:57.645	1.712	0.130	142.4
Rookie												
1	31	Christian Lundgaard	DEN	MP MOTORSPORT	NED	R	9	7	1:55.288			145.3
2	4	Victor Martins	FRA	R-ACE GP	FRA	R	9	8	1:56.383	1.095	1.095	143.9
3	22	Alexander Smolyar	RUS	TECH 1 RACING	FRA	R	9	8	1:56.479	1.191	0.096	143.8
4	3	Charles Milesi	FRA	R-ACE GP	FRA	R	9	7	1:56.702	1.414	0.223	143.5
5	54	Christian Munoz	COL	AVF BY ADRIAN VALLES	ESP	R	9	6	1:57.104	1.816	0.402	143.1
6	53	Eliseo Martinez	ESP	AVF BY ADRIAN VALLES	ESP	R	9	8	1:57.238	1.950	0.134	142.9
7	11	Clément Novalak	GBR	JOSEF KAUFMANN RACING	GER	R	8	4	1:57.242	1.954	0.004	142.9
8	33	Freek Schothorst	NED	MP MOTORSPORT	NED	R	8	5	1:57.863	2.575	0.621	142.1

Published at:.....

Track Temp: 15.2 °C Air Temp: 17.4 °C Humidity: 83 % Track WET

Stewards:	Race Director:	Timekeeper: 
-----------	----------------	---





Circuit de Barcelona
 Formula Renault Eurocup
 Qualifying - 1 Group A
 Lap Analysis



1 Max Fewtrell **22** Alexander Smolyar
 R-ACE GP R TECH 1 RACING

Lap	D	Time	Sector 1	Sector 2	Sector 3	T. Spd	Elapsed	Lap	D	Time	Sector 1	Sector 2	Sector 3	T. Spd	Elapsed
1		9:02:08.489	9:00:40.861	47.924	39.704	167.7	9:02:08.489	1		9:02:34.196	9:00:50.504	49.595	54.097	142.2	9:02:34.196
2		1:57.999	33.660	45.714	38.625	229.2	9:04:06.488	2		2:00.100	34.453	46.166	39.481	228.3	9:04:34.296
3		1:57.151	33.426	45.476	38.249	231.2	9:06:03.639	3		1:58.296	33.746	45.698	38.852	230.7	9:06:32.592
4		1:56.431	33.094	44.862	38.475	231.2	9:08:00.070	4		1:57.169	33.230	45.164	38.775	231.7	9:08:29.761
5		1:56.320	33.079	44.916	38.325	231.2	9:09:56.390	5		1:57.114	33.149	45.205	38.760	231.7	9:10:26.875
6		2:19.053	34.755	1:00.925	43.373	231.2	9:12:15.443	6		2:05.046	37.356	47.693	39.997	182.1	9:12:31.921
7		1:55.933	32.897	44.761	38.275	231.7	9:14:11.376	7		1:56.498	33.066	44.859	38.573	230.7	9:14:28.419
8		1:56.102	32.862	44.837	38.403	229.7	9:16:07.478	8		1:56.479	33.059	44.774	38.646	231.7	9:16:24.898
9		2:08.862 P	34.689	47.855	46.318	230.7	9:18:16.340	9		2:24.750 P	40.255	54.442	50.053	205.3	9:18:49.648

3 Charles Milesi **23** Thomas Neubauer
 R R-ACE GP TECH 1 RACING

Lap	D	Time	Sector 1	Sector 2	Sector 3	T. Spd	Elapsed	Lap	D	Time	Sector 1	Sector 2	Sector 3	T. Spd	Elapsed
1		9:02:20.131	9:00:45.311	49.441	45.379	153.4	9:02:20.131	1		9:02:38.711	9:00:51.336	52.804	54.571	156.9	9:02:38.711
2		1:59.950	34.327	46.466	39.157	227.3	9:04:20.081	2		1:59.795	34.130	46.224	39.441	224.5	9:04:38.506
3		1:59.108	34.414	45.822	38.872	229.2	9:06:19.189	3		1:58.513	33.512	45.772	39.229	230.7	9:06:37.019
4		2:02.973	33.370	45.282	44.321	229.7	9:08:22.162	4		1:58.174	33.352	45.611	39.211	231.2	9:08:35.193
5		1:56.978	33.063	45.215	38.700	231.2	9:10:19.140	5		1:58.069	33.200	45.599	39.270	231.2	9:10:33.262
6		1:57.039	33.296	45.009	38.734	229.7	9:12:16.179	6		2:02.690	33.566	48.179	40.945	230.7	9:12:35.952
7		1:56.702	33.271	44.893	38.538	229.2	9:14:12.881	7		1:59.018	33.593	45.387	40.038	231.2	9:14:34.970
8		1:57.333	33.243	45.451	38.639	229.7	9:16:10.214	8		1:57.645	33.221	45.451	38.973	230.7	9:16:32.615
9		2:07.501 P	33.911	47.149	46.441	227.3	9:18:17.715	9		2:18.806 P	36.612	53.749	48.445	229.7	9:18:51.421

4 Victor Martins **31** Christian Lundgaard
 R R-ACE GP MP MOTORSPORT

Lap	D	Time	Sector 1	Sector 2	Sector 3	T. Spd	Elapsed	Lap	D	Time	Sector 1	Sector 2	Sector 3	T. Spd	Elapsed
1		9:02:11.538	9:00:42.319	48.246	40.973	166.9	9:02:11.538	1		9:02:15.104	9:00:44.350	47.799	42.955	157.6	9:02:15.104
2		1:58.512	33.926	45.683	38.903	231.2	9:04:10.050	2		1:58.740	33.866	45.997	38.877	227.8	9:04:13.844
3		1:57.038	33.219	45.111	38.708	231.7	9:06:07.088	3		1:56.796	33.339	44.998	38.459	231.2	9:06:10.640
4		1:57.256	32.984	45.145	39.127	232.2	9:08:04.344	4		1:56.287	33.304	44.725	38.258	232.2	9:08:06.927
5		1:57.218	32.867	45.105	39.246	232.2	9:10:01.562	5		1:55.552	32.795	44.549	38.208	232.2	9:10:02.479
6		2:20.228	39.483	53.814	46.931	232.2	9:12:21.790	6		2:17.703	37.493	53.430	46.780	195.2	9:12:20.182
7		1:56.415	32.919	45.105	38.391	232.2	9:14:18.205	7		1:55.288	32.813	44.414	38.061	231.7	9:14:15.470
8		1:56.383	32.862	44.746	38.775	232.7	9:16:14.588	8		1:55.772	32.748	44.413	38.611	230.7	9:16:11.242
9		2:18.656 P	36.743	50.206	51.707	219.0	9:18:33.244	9		2:19.958 P	37.959	51.255	50.744	171.9	9:18:31.200

11 Clément Novalak **32** Alex Peroni
 R JOSEF KAUFMANN RACING MP MOTORSPORT

Lap	D	Time	Sector 1	Sector 2	Sector 3	T. Spd	Elapsed	Lap	D	Time	Sector 1	Sector 2	Sector 3	T. Spd	Elapsed
1		9:03:17.351	9:01:51.490	46.508	39.353	168.7	9:03:17.351	1		9:02:23.216	9:00:47.108	48.947	47.161	143.2	9:02:23.216
2		1:59.220	33.732	45.728	39.760	228.8	9:05:16.571	2		1:59.623	34.297	46.253	39.073	229.2	9:04:22.839
3		1:58.010	33.388	45.763	38.859	229.7	9:07:14.581	3		1:57.784	33.557	45.397	38.830	230.7	9:06:20.623
4		1:57.242	33.209	45.397	38.636	230.2	9:09:11.823	4		1:57.324	33.475	45.166	38.683	230.2	9:08:17.947
5		1:57.597	33.155	45.416	39.026	229.2	9:11:09.420	5		1:56.760	33.210	44.890	38.660	229.7	9:10:14.707
6		2:03.723	33.241	48.956	41.526	229.7	9:13:13.143	6		2:09.304	39.854	47.576	41.874	181.5	9:12:24.011
7		2:03.041	33.117	45.480	44.444	229.2	9:15:16.184	7		1:57.182	33.262	44.876	39.044	231.7	9:14:21.193
8		2:26.274 P	43.006	52.393	50.875	150.4	9:17:42.458	8		1:56.821	33.164	45.014	38.643	231.2	9:16:18.014
9								9		2:17.876 P	35.030	51.820	51.026	218.1	9:18:35.890





Circuit de Barcelona
 Formula Renault Eurocup
 Qualifying - 1 Group A
 Lap Analysis



33

Freek Schothorst

R

MP MOTORSPORT

Lap	D	Time	Sector 1	Sector 2	Sector 3	T. Spd	Elapsed
1		9:02:28.190	9:00:48.799	48.647	50.744	154.5	9:02:28.190
2		2:01.512	35.198	46.571	39.743	225.4	9:04:29.702
3		1:59.318	34.053	45.938	39.327	227.8	9:06:29.020
4		1:58.657	33.723	46.049	<u>38.885</u>	227.8	9:08:27.677
5		<u>1:57.863</u>	33.508	45.441	38.914	228.8	9:10:25.540
6		2:00.399	33.591	<u>45.223</u>	41.585	227.8	9:12:25.939
7		1:57.877	<u>33.297</u>	45.404	39.176	230.7	9:14:23.816
8		2:21.028 P	41.885	51.213	47.930	229.2	9:16:44.844

51

Axel Matus

AVF BY ADRIAN VALLES

Lap	D	Time	Sector 1	Sector 2	Sector 3	T. Spd	Elapsed
1		9:02:43.800	9:01:04.621	49.845	49.334	126.9	9:02:43.800
2		2:06.451	34.582	46.640	45.229	226.8	9:04:50.251
3		1:59.187	33.952	45.802	39.433	229.2	9:06:49.438
4		1:58.496	33.627	45.805	39.064	229.2	9:08:47.934
5		1:57.810	33.241	45.627	<u>38.942</u>	230.7	9:10:45.744
6		1:58.806	33.276	45.776	39.754	232.7	9:12:44.550
7		<u>1:57.515</u>	<u>33.108</u>	<u>45.403</u>	39.004	231.7	9:14:42.065
8		2:13.766 P	33.401	50.293	50.072	228.8	9:16:55.831

53

Eliseo Martinez

R

AVF BY ADRIAN VALLES

Lap	D	Time	Sector 1	Sector 2	Sector 3	T. Spd	Elapsed
1		9:02:46.772	9:01:10.339	49.552	46.881	144.0	9:02:46.772
2		2:12.142	40.337	50.953	40.852	192.5	9:04:58.914
3		1:59.790	34.063	46.388	39.339	230.7	9:06:58.704
4		1:58.420	33.574	45.668	39.178	230.7	9:08:57.124
5		1:57.967	33.234	45.492	39.241	231.2	9:10:55.091
6		2:00.020	34.392	45.928	39.700	231.2	9:12:55.111
7		1:57.495	33.330	45.427	<u>38.738</u>	232.2	9:14:52.606
8		<u>1:57.238</u>	<u>33.074</u>	<u>45.382</u>	38.782	232.7	9:16:49.844
9		2:15.590 P	37.705	46.637	51.248	172.2	9:19:05.434

54

Christian Munoz

R

AVF BY ADRIAN VALLES

Lap	D	Time	Sector 1	Sector 2	Sector 3	T. Spd	Elapsed
1		9:02:44.772	9:01:11.892	49.051	43.829	154.9	9:02:44.772
2		2:02.546	35.035	47.213	40.298	214.7	9:04:47.318
3		1:58.742	33.808	45.827	39.107	230.7	9:06:46.060
4		1:57.884	33.349	45.562	38.973	230.2	9:08:43.944
5		1:57.337	33.092	45.527	38.718	231.2	9:10:41.281
6		<u>1:57.104</u>	<u>32.999</u>	45.452	<u>38.653</u>	231.7	9:12:38.385
7		2:08.007	33.014	53.642	41.351	232.2	9:14:46.392
8		1:57.311	33.399	<u>45.194</u>	38.718	231.7	9:16:43.703
9		2:17.231 P	36.001	49.544	51.686	231.7	9:19:00.934





Circuit de Barcelona
Formula Renault Eurocup
Qualifying - 1 Group A
Best Sectors Results



Sector - 1				Sector - 2				Sector - 3				Ideal Lap vs Best Lap				
Clas	Nº	Driver	Time	Nº	Driver	Time	Nº	Driver	Time	Clas	Nº	Driver	Ideal Lap	Best Lap	Clas	
1	31	Christian Lundgaard	32.748	31	Christian Lundgaard	44.413	31	Christian Lundgaard	38.061	1	31	Christian Lundgaard	1:55.222	1:55.288	1	
2	1	Max Fewtrell	32.862	4	Victor Martins	44.746	1	Max Fewtrell	38.249	2	1	Max Fewtrell	1:55.872	1:55.933	2	
3	4	Victor Martins	32.862	1	Max Fewtrell	44.761	4	Victor Martins	38.391	3	4	Victor Martins	1:55.999	1:56.383	3	
4	54	Christian Munoz	32.999	22	Alexander Smolyar	44.774	3	Charles Milesi	38.538	4	22	Alexander Smolyar	1:56.406	1:56.479	4	
5	22	Alexander Smolyar	33.059	32	Alex Peroni	44.876	22	Alexander Smolyar	38.573	5	3	Charles Milesi	1:56.494	1:56.702	5	
6	3	Charles Milesi	33.063	3	Charles Milesi	44.893	11	Clément Novalak	38.636	6	32	Alex Peroni	1:56.683	1:56.760	6	
7	53	Eliseo Martinez	33.074	54	Christian Munoz	45.194	32	Alex Peroni	38.643	7	54	Christian Munoz	1:56.846	1:57.104	7	
8	51	Axel Matus	33.108	33	Freek Schothorst	45.223	54	Christian Munoz	38.653	8	11	Clément Novalak	1:57.150	1:57.242	9	
9	11	Clément Novalak	33.117	53	Eliseo Martinez	45.382	53	Eliseo Martinez	38.738	9	53	Eliseo Martinez	1:57.194	1:57.238	8	
10	32	Alex Peroni	33.164	23	Thomas Neubauer	45.387	33	Freek Schothorst	38.885	10	33	Freek Schothorst	1:57.405	1:57.863	12	
11	23	Thomas Neubauer	33.200	11	Clément Novalak	45.397	51	Axel Matus	38.942	11	51	Axel Matus	1:57.453	1:57.515	10	
12	33	Freek Schothorst	33.297	51	Axel Matus	45.403	23	Thomas Neubauer	38.973	12	23	Thomas Neubauer	1:57.560	1:57.645	11	



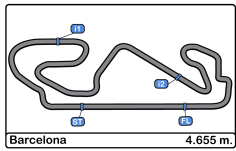


Circuit de Barcelona
Formula Renault Eurocup
Qualifying - 1 Group A
Best 5 Lap Times



Cls	Nº	Driver	Nat	Competitor	Nat	Rookie	Cls	Best 1		Best 2		Best 3		Best 4		Best 5	
								Time	Lap	Time	Lap	Time	Lap	Time	Lap	Time	Lap
1	31	Christian Lundgaard	DEN	MP MOTORSPORT	NED	R	1	1:55.288	7	1:55.552	5	1:55.772	8	1:56.287	4	1:56.796	3
2	1	Max Fewtrell	GBR	R-ACE GP	FRA			1:55.933	7	1:56.102	8	1:56.320	5	1:56.431	4	1:57.151	3
3	4	Victor Martins	FRA	R-ACE GP	FRA	R	2	1:56.383	8	1:56.415	7	1:57.038	3	1:57.218	5	1:57.256	4
4	22	Alexander Smolyar	RUS	TECH 1 RACING	FRA	R	3	1:56.479	8	1:56.498	7	1:57.114	5	1:57.169	4	1:58.296	3
5	3	Charles Milesi	FRA	R-ACE GP	FRA	R	4	1:56.702	7	1:56.978	5	1:57.039	6	1:57.333	8	1:59.108	3
6	32	Alex Peroni	AUS	MP MOTORSPORT	NED			1:56.760	5	1:56.821	8	1:57.182	7	1:57.324	4	1:57.784	3
7	54	Christian Munoz	COL	AVF BY ADRIAN VALLES	ESP	R	5	1:57.104	6	1:57.311	8	1:57.337	5	1:57.884	4	1:58.742	3
8	53	Eliseo Martinez	ESP	AVF BY ADRIAN VALLES	ESP	R	6	1:57.238	8	1:57.495	7	1:57.967	5	1:58.420	4	1:59.790	3
9	11	Clément Novalak	GBR	JOSEF KAUFMANN RACING	GER	R	7	1:57.242	4	1:57.597	5	1:58.010	3	1:59.220	2	2:03.041	7
10	51	Axel Matus	MEX	AVF BY ADRIAN VALLES	ESP			1:57.515	7	1:57.810	5	1:58.496	4	1:58.806	6	1:59.187	3
11	23	Thomas Neubauer	FRA	TECH 1 RACING	FRA			1:57.645	8	1:58.069	5	1:58.174	4	1:58.513	3	1:59.018	7
12	33	Freek Schothorst	NED	MP MOTORSPORT	NED	R	8	1:57.863	5	1:57.877	7	1:58.657	4	1:59.318	3	2:00.399	6





Circuit de Barcelona
 Formula Renault Eurocup
 Qualifying - 1 Group A
 Best 5 Top Speeds



Cls	Nº	Driver	Nat	Competitor	Nat	Rookie	Cls	Top 1		Top 2		Top 3		Top 4		Top 5		Avg
								Km/h	Lap	Km/h	Lap	Km/h	Lap	Km/h	Lap	Km/h	Lap	
1	4	Victor Martins	FRA	R-ACE GP	FRA	R	1	232.7	8	232.2	4	232.2	5	232.2	6	232.2	7	232.3
2	51	Axel Matus	MEX	AVF BY ADRIAN VALLES	ESP			232.7	6	231.7	7	230.7	5	229.2	3	229.2	4	230.7
3	53	Eliseo Martinez	ESP	AVF BY ADRIAN VALLES	ESP	R	2	232.7	8	232.2	7	231.2	5	231.2	6	230.7	3	231.6
4	31	Christian Lundgaard	DEN	MP MOTORSPORT	NED	R	3	232.2	4	232.2	5	231.7	7	231.2	3	230.7	8	231.6
5	54	Christian Munoz	COL	AVF BY ADRIAN VALLES	ESP	R	4	232.2	7	231.7	6	231.7	8	231.7	9	231.2	5	231.7
6	1	Max Fewtrell	GBR	R-ACE GP	FRA			231.7	7	231.2	3	231.2	4	231.2	5	231.2	6	231.3
7	22	Alexander Smolyar	RUS	TECH 1 RACING	FRA	R	5	231.7	4	231.7	5	231.7	8	230.7	3	230.7	7	231.3
8	32	Alex Peroni	AUS	MP MOTORSPORT	NED			231.7	7	231.2	8	230.7	3	230.2	4	229.7	5	230.7
9	3	Charles Milesi	FRA	R-ACE GP	FRA	R	6	231.2	5	229.7	4	229.7	6	229.7	8	229.2	3	229.9
10	23	Thomas Neubauer	FRA	TECH 1 RACING	FRA			231.2	4	231.2	5	231.2	7	230.7	3	230.7	6	231.0
11	33	Freek Schothorst	NED	MP MOTORSPORT	NED	R	7	230.7	7	229.2	8	228.8	5	227.8	3	227.8	4	228.9
12	11	Clément Novalak	GBR	JOSEF KAUFMANN RACING	GER	R	8	230.2	4	229.7	3	229.7	6	229.2	5	229.2	7	229.6





Circuit de Barcelona
 Formula Renault Eurocup
 Qualifying - 1 Group A
 Fastest Laps Sequence



Lap	Time of Day	Session Time	Nº	Driver	Nat	Competitor	Nat	Rookie	Time	Km/h
2	9:04:06.488	4:06.488	1	Max Fewtrell	GBR	R-ACE GP	FRA		1:57.999	142.0
3	9:06:03.639	6:03.639	1	Max Fewtrell	GBR	R-ACE GP	FRA		1:57.151	143.0
3	9:06:07.088	6:07.088	4	Victor Martins	FRA	R-ACE GP	FRA	R	1:57.038	143.1
3	9:06:10.640	6:10.640	31	Christian Lundgaard	DEN	MP MOTORSPORT	NED	R	1:56.796	143.4
4	9:08:00.070	8:00.070	1	Max Fewtrell	GBR	R-ACE GP	FRA		1:56.431	143.9
4	9:08:06.927	8:06.927	31	Christian Lundgaard	DEN	MP MOTORSPORT	NED	R	1:56.287	144.1
5	9:10:02.479	10:02.479	31	Christian Lundgaard	DEN	MP MOTORSPORT	NED	R	1:55.552	145.0
7	9:14:15.470	14:15.470	31	Christian Lundgaard	DEN	MP MOTORSPORT	NED	R	1:55.288	145.3





Circuit de Barcelona
Formula Renault Eurocup
Qualifying - 1 Group A
Event Best Maximum Speed

FORMULA
RENAULT
EUROCUP

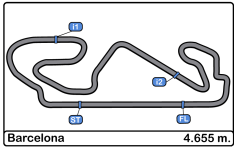
Nº	Driver	Nat	Competitor	Nat	Rookie	Km/h	Session
63	Najiy Razak	MAS	JD MOTORSPORT	ITA		244.3	Collective test 2
16	Yifei Ye	CHN	JOSEF KAUFMANN RACING	GER		243.2	Collective test 2
62	Thomas Maxwell	AUS	JD MOTORSPORT	ITA		242.6	Collective test 2
1	Max Fewtrell	GBR	R-ACE GP	FRA		242.1	Collective test 2
42	Nikita Volegov	RUS	ARDEN	GBR	R	241.6	Collective test 1
41	Oscar Piastrri	AUS	ARDEN	GBR	R	241.6	Collective test 1
32	Alex Peroni	AUS	MP MOTORSPORT	NED		241.6	Collective test 2
61	Lorenzo Colombo	ITA	JD MOTORSPORT	ITA	R	241.6	Collective test 2
11	Clément Novalak	GBR	JOSEF KAUFMANN RACING	GER	R	241.6	Collective test 2
22	Alexander Smolyar	RUS	TECH 1 RACING	FRA	R	241.0	Collective test 1
43	Sami Taoufik	MAR	ARDEN	GBR	R	241.0	Collective test 2
4	Victor Martins	FRA	R-ACE GP	FRA	R	240.5	Collective test 2
31	Christian Lundgaard	DEN	MP MOTORSPORT	NED	R	240.5	Collective test 2
21	Neil Verhagen	USA	TECH 1 RACING	FRA		240.0	Collective test 1
23	Thomas Neubauer	FRA	TECH 1 RACING	FRA		239.4	Collective test 2
24	Frank Bird	GBR	TECH 1 RACING	FRA		239.4	Collective test 2
2	Logan Sargeant	USA	R-ACE GP	FRA	R	238.9	Collective test 1
85	Raúl Guzman	MEX	FORTEC MOTORSPORTS	GBR		238.9	Collective test 2
33	Freek Schothorst	NED	MP MOTORSPORT	NED	R	238.4	Collective test 1
3	Charles Milesi	FRA	R-ACE GP	FRA	R	238.4	Collective test 1
51	Axel Matus	MEX	AVF BY ADRIAN VALLES	ESP		238.4	Collective test 1
84	Vladimir Tziortzis	RUS	FORTEC MOTORSPORTS	GBR	R	238.4	Collective test 2
53	Eliseo Martinez	ESP	AVF BY ADRIAN VALLES	ESP	R	237.8	Collective test 1
54	Christian Munoz	COL	AVF BY ADRIAN VALLES	ESP	R	237.8	Collective test 1



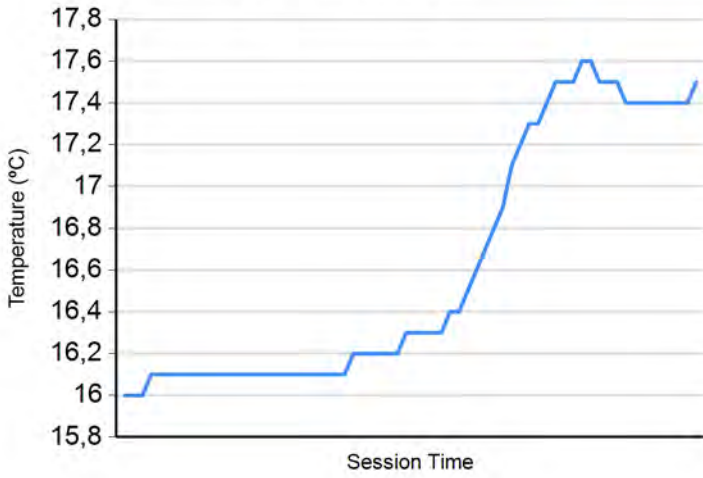


Circuit de Barcelona
Formula Renault Eurocup
Qualifying - 1 Group A
Pit Stop Analysis

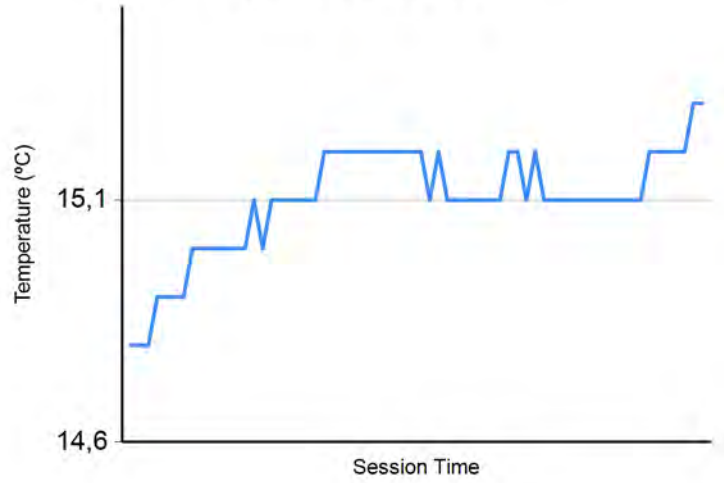




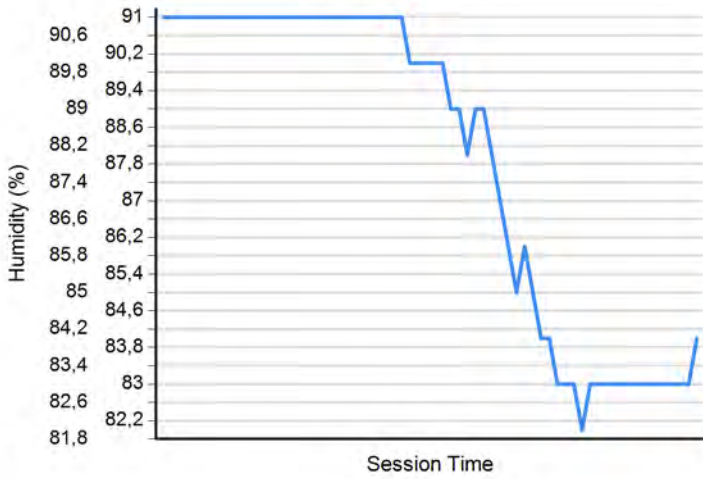
Air Temperature



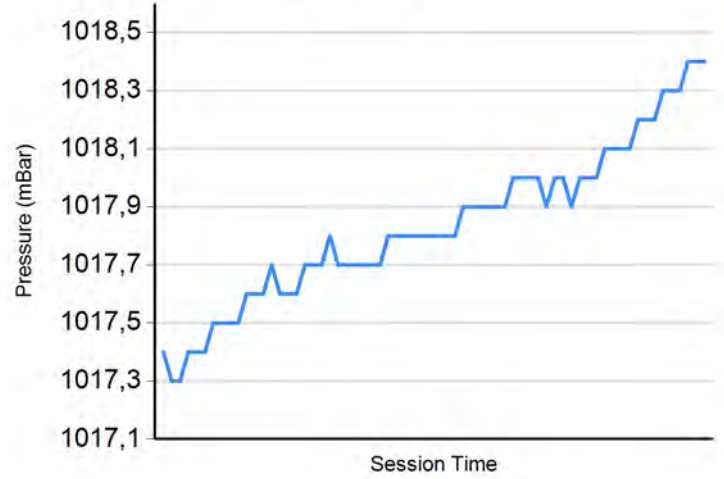
Track Temperature



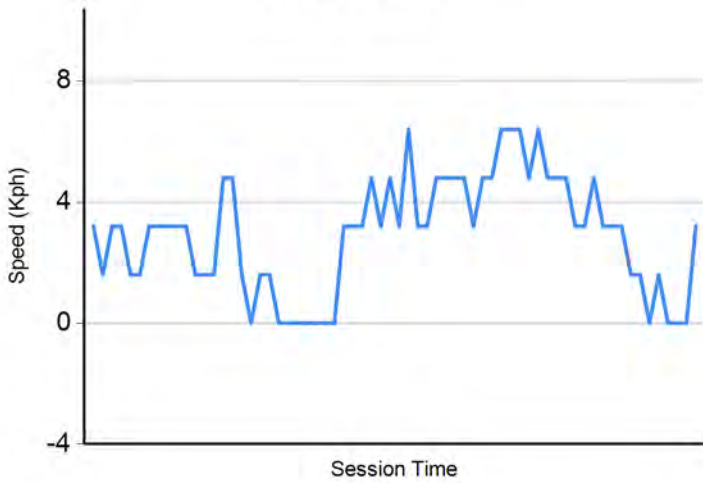
Humidity



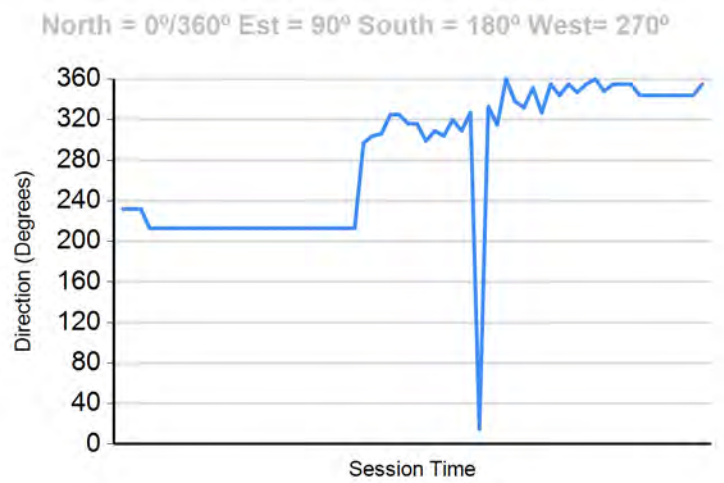
Pressure



Wind Speed



Wind direction





Circuit de Barcelona
 Formula Renault Eurocup
 Qualifying - 1 Group A
 Final Results



Cls	Nº	Driver	Nat	Competitor	Nat	Rookie	Cls	Laps	Best	Time	Gap	Interval	Km/h
1	31	Christian Lundgaard	DEN	MP MOTORSPORT	NED	R	1	9	7	1:55.288			145.3
2	1	Max Fewtrell	GBR	R-ACE GP	FRA			9	7	1:55.933	0.645	0.645	144.5
3	4	Victor Martins	FRA	R-ACE GP	FRA	R	2	9	8	1:56.383	1.095	0.450	143.9
4	22	Alexander Smolyar	RUS	TECH 1 RACING	FRA	R	3	9	8	1:56.479	1.191	0.096	143.8
5	3	Charles Milesi	FRA	R-ACE GP	FRA	R	4	9	7	1:56.702	1.414	0.223	143.5
6	32	Alex Peroni	AUS	MP MOTORSPORT	NED			9	5	1:56.760	1.472	0.058	143.5
7	54	Christian Munoz	COL	AVF BY ADRIAN VALLES	ESP	R	5	9	6	1:57.104	1.816	0.344	143.1
8	53	Eliseo Martinez	ESP	AVF BY ADRIAN VALLES	ESP	R	6	9	8	1:57.238	1.950	0.134	142.9
9	11	Clément Novalak	GBR	JOSEF KAUFMANN RACING	GER	R	7	8	4	1:57.242	1.954	0.004	142.9
10	51	Axel Matus	MEX	AVF BY ADRIAN VALLES	ESP			8	7	1:57.515	2.227	0.273	142.6
11	23	Thomas Neubauer	FRA	TECH 1 RACING	FRA			9	8	1:57.645	2.357	0.130	142.4
12	33	Freek Schothorst	NED	MP MOTORSPORT	NED	R	8	8	5	1:57.863	2.575	0.218	142.1

Published at:.....

Track Temp: 15.2 °C Air Temp: 17.4 °C Humidity: 83 % Track Status: WET

Stewards:

Race Director:

Timekeeper:





Circuit de Barcelona
 Formula Renault Eurocup
 Qualifying - 1 Group B
 Provisional Results



Cls	Nº	Driver	Nat	Competitor	Nat	Rookie	Cls	Laps	Best	Time	Gap	Interval	Km/h
1	2	Logan Sargeant	USA	R-ACE GP	FRA	R	1	8	8	1:55.736			144.7
2	61	Lorenzo Colombo	ITA	JD MOTORSPORT	ITA	R	2	8	8	1:56.111	0.375	0.375	144.3
3	62	Thomas Maxwell	AUS	JD MOTORSPORT	ITA			8	8	1:56.433	0.697	0.322	143.9
4	41	Oscar Piastrì	AUS	ARDEN	GBR	R	3	7	7	1:56.550	0.814	0.117	143.7
5	24	Frank Bird	GBR	TECH 1 RACING	FRA			8	7	1:56.571	0.835	0.021	143.7
6	21	Neil Verhagen	USA	TECH 1 RACING	FRA			8	8	1:56.855	1.119	0.284	143.4
7	16	Yifei Ye	CHN	JOSEF KAUFMANN RACING	GER			8	8	1:56.931	1.195	0.076	143.3
8	85	Raúl Guzmán	MEX	FORTEC MOTORSPORTS	GBR			8	7	1:56.987	1.251	0.056	143.2
9	42	Nikita Volegov	RUS	ARDEN	GBR	R	4	8	8	1:57.462	1.726	0.475	142.6
10	63	Najiy Razak	MAS	JD MOTORSPORT	ITA			8	7	1:57.838	2.102	0.376	142.2
11	84	Vladimir Tziortzis	RUS	FORTEC MOTORSPORTS	GBR	R	5	8	8	1:58.067	2.331	0.229	141.9
12	43	Sami Taoufik	MAR	ARDEN	GBR	R	6	4	3	2:00.008	4.272	1.941	139.6

CAR 43 BEST LAP TIME REMOVED 1:59.474 - CAUSED RED FLAG

Published at:.....

Track Temp: 15.4 °C Air Temp: 17.8 °C Humidity: 82 % Track Status: WET

Stewards:	Race Director:	Timekeeper:
-----------	----------------	-------------






Circuit de Barcelona
 Formula Renault Eurocup
 Qualifying - 1 Group B
 Provisional Results by Class



Cls	Nº	Driver	Nat	Competitor	Nat	Rookie	Laps	Best	Time	Gap	Interval	Km/h
1	62	Thomas Maxwell	AUS	JD MOTORSPORT	ITA		8	8	1:56.433			143.9
2	24	Frank Bird	GBR	TECH 1 RACING	FRA		8	7	1:56.571	0.138	0.138	143.7
3	21	Neil Verhagen	USA	TECH 1 RACING	FRA		8	8	1:56.855	0.422	0.284	143.4
4	16	Yifei Ye	CHN	JOSEF KAUFMANN RACING	GER		8	8	1:56.931	0.498	0.076	143.3
5	85	Raúl Guzman	MEX	FORTEC MOTORSPORTS	GBR		8	7	1:56.987	0.554	0.056	143.2
6	63	Najiy Razak	MAS	JD MOTORSPORT	ITA		8	7	1:57.838	1.405	0.851	142.2
Rookie												
1	2	Logan Sargeant	USA	R-ACE GP	FRA	R	8	8	1:55.736			144.7
2	61	Lorenzo Colombo	ITA	JD MOTORSPORT	ITA	R	8	8	1:56.111	0.375	0.375	144.3
3	41	Oscar Piastrì	AUS	ARDEN	GBR	R	7	7	1:56.550	0.814	0.439	143.7
4	42	Nikita Volegov	RUS	ARDEN	GBR	R	8	8	1:57.462	1.726	0.912	142.6
5	84	Vladimir Tziortzis	RUS	FORTEC MOTORSPORTS	GBR	R	8	8	1:58.067	2.331	0.605	141.9
6	43	Sami Taoufik	MAR	ARDEN	GBR	R	4	3	2:00.008	4.272	1.941	139.6

Published at:.....

Track Temp: 15.4 °C Air Temp: 17.8 °C Humidity: 82 % Track WET

Stewards:	Race Director:	Timekeeper: 
-----------	----------------	---





Circuit de Barcelona
 Formula Renault Eurocup
 Qualifying - 1 Group B
 Lap Analysis



63

Najjy Razak

JD MOTORSPORT

Lap	D	Time	Sector 1	Sector 2	Sector 3	T. Spd	Elapsed
1		9:22:46.544	9:21:15.628	49.424	41.492	143.8	9:22:46.544
2		2:03.220	34.473	47.565	41.182	227.3	9:24:49.764
3		2:01.366	33.950	46.303	41.113	232.7	9:26:51.130
4		2:00.540	33.422	45.752	41.366	232.2	9:28:51.670
5		2:15.878 P	41.207	46.429	48.242	130.5	9:31:07.548
6		4:07.013	2:38.329	46.277	42.407	173.9	9:35:14.561
7		1:57.838	33.144	45.623	39.071	233.7	9:37:12.399
8		1:58.217	33.077	45.754	39.386	234.7	9:39:10.616
9			34.997	49.277		233.7	

84

Vladimir Tziortzis

R

FORTEC MOTORSPORTS

Lap	D	Time	Sector 1	Sector 2	Sector 3	T. Spd	Elapsed
1		9:22:56.372	9:21:06.479	57.041	52.852	140.8	9:22:56.372
2		2:01.094	34.103	46.251	40.740	226.4	9:24:57.466
3		1:58.781	33.604	45.637	39.540	229.2	9:26:56.247
4		2:00.252	33.522	45.497	41.233	229.7	9:28:56.499
5		2:30.409 P	48.183	52.498	49.728	119.8	9:31:26.908
6		4:05.557	2:38.976	46.405	40.176	52.2	9:35:32.465
7		1:58.080	33.277	45.648	39.155	231.2	9:37:30.545
8		1:58.067	33.337	45.463	39.267	231.2	9:39:28.612
9			33.943	46.517		232.7	

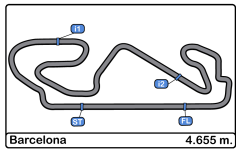
85

Raúl Guzman

FORTEC MOTORSPORTS

Lap	D	Time	Sector 1	Sector 2	Sector 3	T. Spd	Elapsed
1		9:22:33.262	9:20:59.348	48.848	45.066	166.6	9:22:33.262
2		1:59.603	34.011	46.239	39.353	227.8	9:24:32.865
3		1:57.464	33.259	45.488	38.717	229.7	9:26:30.329
4		1:57.098	33.197	45.239	38.662	231.7	9:28:27.427
5		2:22.755 P	37.940	54.098	50.717	232.7	9:30:50.182
6		4:38.454	3:13.402	45.881	39.171	51.0	9:35:28.636
7		1:56.987	32.999	45.108	38.880	231.7	9:37:25.623
8		1:57.156	33.530	44.991	38.635	233.2	9:39:22.779
9			34.561	48.485		232.7	



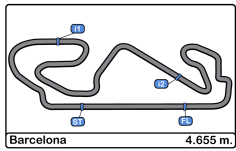


Circuit de Barcelona
Formula Renault Eurocup
Qualifying - 1 Group B
Best Sectors Results



Sector - 1			Sector - 2			Sector - 3			Ideal Lap vs Best Lap						
Clas	Nº	Driver	Time	Nº	Driver	Time	Nº	Driver	Time	Clas	Nº	Driver	Ideal Lap	Best Lap	Clas
1	61	Lorenzo Colombo	32.819	2	Logan Sargeant	44.515	2	Logan Sargeant	38.382	1	2	Logan Sargeant	1:55.736	1:55.736	1
2	2	Logan Sargeant	32.839	61	Lorenzo Colombo	44.684	41	Oscar Piastri	38.462	2	61	Lorenzo Colombo	1:56.056	1:56.111	2
3	62	Thomas Maxwell	32.883	62	Thomas Maxwell	44.797	61	Lorenzo Colombo	38.553	3	41	Oscar Piastri	1:56.243	1:56.550	4
4	41	Oscar Piastri	32.937	41	Oscar Piastri	44.844	85	Raúl Guzman	38.635	4	62	Thomas Maxwell	1:56.366	1:56.433	3
5	16	Yifei Ye	32.960	24	Frank Bird	44.889	24	Frank Bird	38.643	5	24	Frank Bird	1:56.535	1:56.571	5
6	21	Neil Verhagen	32.990	85	Raúl Guzman	44.991	62	Thomas Maxwell	38.686	6	85	Raúl Guzman	1:56.625	1:56.987	8
7	43	Sami Taoufik	32.994	21	Neil Verhagen	45.024	16	Yifei Ye	38.713	7	21	Neil Verhagen	1:56.855	1:56.855	6
8	85	Raúl Guzman	32.999	43	Sami Taoufik	45.152	21	Neil Verhagen	38.841	8	16	Yifei Ye	1:56.931	1:56.931	7
9	24	Frank Bird	33.003	16	Yifei Ye	45.258	42	Nikita Volegov	38.915	9	42	Nikita Volegov	1:57.462	1:57.462	9
10	63	Najiy Razak	33.077	42	Nikita Volegov	45.408	63	Najiy Razak	39.071	10	43	Sami Taoufik	1:57.603	2:00.008	12
11	42	Nikita Volegov	33.139	84	Vladimir Tziortzis	45.463	84	Vladimir Tziortzis	39.155	11	63	Najiy Razak	1:57.771	1:57.838	10
12	84	Vladimir Tziortzis	33.277	63	Najiy Razak	45.623	43	Sami Taoufik	39.457	12	84	Vladimir Tziortzis	1:57.895	1:58.067	11





Circuit de Barcelona
Formula Renault Eurocup
Qualifying - 1 Group B
Best 5 Lap Times



Cls	Nº	Driver	Nat	Competitor	Nat	Rookie	Cls	Best 1		Best 2		Best 3		Best 4		Best 5	
								Time	Lap	Time	Lap	Time	Lap	Time	Lap	Time	Lap
1	2	Logan Sargeant	USA	R-ACE GP	FRA	R	1	1:55.736	8	1:56.198	7	1:56.510	4	1:56.975	3	1:58.484	2
2	61	Lorenzo Colombo	ITA	JD MOTORSPORT	ITA	R	2	1:56.111	8	1:56.746	7	1:57.894	3	2:03.950	2	4:19.285	6
3	62	Thomas Maxwell	AUS	JD MOTORSPORT	ITA			1:56.433	8	1:56.570	7	1:57.047	4	1:58.356	3	1:59.190	2
4	41	Oscar Piastrì	AUS	ARDEN	GBR	R	3	1:56.550	7	1:57.035	6	1:57.849	3	2:03.436	2	6:19.877	5
5	24	Frank Bird	GBR	TECH 1 RACING	FRA			1:56.571	7	1:57.478	8	1:57.750	3	1:59.948	2	4:46.193	6
6	21	Neil Verhagen	USA	TECH 1 RACING	FRA			1:56.855	8	1:57.150	7	1:57.949	3	1:59.439	2	4:51.248	6
7	16	Yifei Ye	CHN	JOSEF KAUFMANN RACING	GER			1:56.931	8	1:57.757	4	1:58.076	3	1:58.378	7	2:00.107	2
8	85	Raúl Guzman	MEX	FORTEC MOTORSPORTS	GBR			1:56.987	7	1:57.156	8	1:57.464	3	1:59.603	2	4:38.454	6
9	42	Nikita Volegov	RUS	ARDEN	GBR	R	4	1:57.462	8	1:57.748	7	1:58.090	4	1:59.033	3	2:00.316	2
10	63	Najiy Razak	MAS	JD MOTORSPORT	ITA			1:57.838	7	1:58.217	8	2:01.366	3	2:03.220	2	4:07.013	6
11	84	Vladimir Tziortzis	RUS	FORTEC MOTORSPORTS	GBR	R	5	1:58.067	8	1:58.080	7	1:58.781	3	2:01.094	2	4:05.557	6
12	43	Sami Taoufik	MAR	ARDEN	GBR	R	6	2:00.008	3								





Circuit de Barcelona
Formula Renault Eurocup
Qualifying - 1 Group B
Best 5 Top Speeds



Cls	Nº	Driver	Nat	Competitor	Nat	Rookie	Cls	Top 1		Top 2		Top 3		Top 4		Top 5		Avg
								Km/h	Lap	Km/h	Lap	Km/h	Lap	Km/h	Lap	Km/h	Lap	
1	63	Najiy Razak	MAS	JD MOTORSPORT	ITA			234.7	8	233.7	7	233.7	9	232.7	3	232.2	4	233.4
2	61	Lorenzo Colombo	ITA	JD MOTORSPORT	ITA	R	1	233.7	9	232.2	7	232.2	8	231.7	4	230.2	3	232.0
3	62	Thomas Maxwell	AUS	JD MOTORSPORT	ITA			233.7	8	233.2	9	231.7	4	231.7	5	231.7	7	232.4
4	41	Oscar Piastrì	AUS	ARDEN	GBR	R	2	233.2	7	232.7	6	230.7	3	230.7	4	228.8	2	231.2
5	42	Nikita Volegov	RUS	ARDEN	GBR	R	3	233.2	7	232.7	5	232.2	4	231.7	8	229.7	3	231.9
6	85	Raúl Guzman	MEX	FORTEC MOTORSPORTS	GBR			233.2	8	232.7	5	232.7	9	231.7	4	231.7	7	232.4
7	2	Logan Sargeant	USA	R-ACE GP	FRA	R	4	232.7	9	231.7	5	231.2	8	230.2	4	229.7	3	231.1
8	16	Yifei Ye	CHN	JOSEF KAUFMANN RACING	GER			232.7	8	231.2	7	229.7	4	229.7	5	228.8	3	230.4
9	21	Neil Verhagen	USA	TECH 1 RACING	FRA			232.7	7	232.2	8	232.2	9	229.7	4	228.8	3	231.1
10	43	Sami Taoufik	MAR	ARDEN	GBR	R	5	232.7	4	232.2	3	229.7	2	158.5	1			213.3
11	84	Vladimir Tziortzis	RUS	FORTEC MOTORSPORTS	GBR	R	6	232.7	9	231.2	7	231.2	8	229.7	4	229.2	3	230.8
12	24	Frank Bird	GBR	TECH 1 RACING	FRA			231.2	8	230.7	4	229.7	7	229.2	3	226.4	2	229.5





Circuit de Barcelona
 Formula Renault Eurocup
 Qualifying - 1 Group B
 Fastest Laps Sequence



Lap	Time of Day	Session Time	Nº	Driver	Nat	Competitor	Nat	Rookie	Time	Km/h
2	9:24:12.367	4:12.367	2	Logan Sargeant	USA	R-ACE GP	FRA	R	1:58.484	141.4
3	9:26:09.342	6:09.342	2	Logan Sargeant	USA	R-ACE GP	FRA	R	1:56.975	143.2
4	9:28:05.852	8:05.852	2	Logan Sargeant	USA	R-ACE GP	FRA	R	1:56.510	143.8
7	9:37:04.863	17:04.863	2	Logan Sargeant	USA	R-ACE GP	FRA	R	1:56.198	144.2
8	9:39:00.599	19:00.599	2	Logan Sargeant	USA	R-ACE GP	FRA	R	1:55.736	144.7





Circuit de Barcelona
Formula Renault Eurocup
Qualifying - 1 Group B
Event Best Maximum Speed

**FORMULA
RENAULT**
EUROCUP

Nº	Driver	Nat	Competitor	Nat	Rookie	Km/h	Session
63	Najiy Razak	MAS	JD MOTORSPORT	ITA		244.3	Collective test 2
16	Yifei Ye	CHN	JOSEF KAUFMANN RACING	GER		243.2	Collective test 2
62	Thomas Maxwell	AUS	JD MOTORSPORT	ITA		242.6	Collective test 2
1	Max Fewtrell	GBR	R-ACE GP	FRA		242.1	Collective test 2
42	Nikita Volegov	RUS	ARDEN	GBR	R	241.6	Collective test 1
41	Oscar Piastrì	AUS	ARDEN	GBR	R	241.6	Collective test 1
32	Alex Peroni	AUS	MP MOTORSPORT	NED		241.6	Collective test 2
61	Lorenzo Colombo	ITA	JD MOTORSPORT	ITA	R	241.6	Collective test 2
11	Clément Novalak	GBR	JOSEF KAUFMANN RACING	GER	R	241.6	Collective test 2
22	Alexander Smolyar	RUS	TECH 1 RACING	FRA	R	241.0	Collective test 1
43	Sami Taoufik	MAR	ARDEN	GBR	R	241.0	Collective test 2
4	Victor Martins	FRA	R-ACE GP	FRA	R	240.5	Collective test 2
31	Christian Lundgaard	DEN	MP MOTORSPORT	NED	R	240.5	Collective test 2
21	Neil Verhagen	USA	TECH 1 RACING	FRA		240.0	Collective test 1
23	Thomas Neubauer	FRA	TECH 1 RACING	FRA		239.4	Collective test 2
24	Frank Bird	GBR	TECH 1 RACING	FRA		239.4	Collective test 2
2	Logan Sargeant	USA	R-ACE GP	FRA	R	238.9	Collective test 1
85	Raúl Guzmán	MEX	FORTEC MOTORSPORTS	GBR		238.9	Collective test 2
33	Freek Schothorst	NED	MP MOTORSPORT	NED	R	238.4	Collective test 1
3	Charles Milesi	FRA	R-ACE GP	FRA	R	238.4	Collective test 1
51	Axel Matus	MEX	AVF BY ADRIAN VALLES	ESP		238.4	Collective test 1
84	Vladimir Tziortzis	RUS	FORTEC MOTORSPORTS	GBR	R	238.4	Collective test 2
53	Eliseo Martínez	ESP	AVF BY ADRIAN VALLES	ESP	R	237.8	Collective test 1
54	Christian Muñoz	COL	AVF BY ADRIAN VALLES	ESP	R	237.8	Collective test 1





Circuit de Barcelona
Formula Renault Eurocup
Qualifying - 1 Group B
Pit Stop Analysis



2 Logan Sargeant R R-ACE GP

Nr.	In Day Time	In Time	Out Time	Pit Time	T. Pit Time	Handicap	Penalty
1	9:30:15.072	9:30:15.072	9:33:06.316	2:51.244	2:51.244		

16 Yifei Ye JOSEF KAUFMANN RACING

Nr.	In Day Time	In Time	Out Time	Pit Time	T. Pit Time	Handicap	Penalty
1	9:30:20.889	9:30:20.889	9:33:09.608	2:48.719	2:48.719		

21 Neil Verhagen TECH 1 RACING

Nr.	In Day Time	In Time	Out Time	Pit Time	T. Pit Time	Handicap	Penalty
1	9:30:51.191	9:30:51.191	9:33:47.050	2:55.859	2:55.859		

24 Frank Bird TECH 1 RACING

Nr.	In Day Time	In Time	Out Time	Pit Time	T. Pit Time	Handicap	Penalty
1	9:30:52.353	9:30:52.353	9:33:44.368	2:52.015	2:52.015		

41 Oscar Piastrì R ARDEN

Nr.	In Day Time	In Time	Out Time	Pit Time	T. Pit Time	Handicap	Penalty
1	9:29:37.226	9:29:37.226	9:33:52.756	4:15.530	4:15.530		

42 Nikita Volegov R ARDEN

Nr.	In Day Time	In Time	Out Time	Pit Time	T. Pit Time	Handicap	Penalty
1	9:30:45.308	9:30:45.308	9:33:14.173	2:28.865	2:28.865		

61 Lorenzo Colombo R JD MOTORSPORT

Nr.	In Day Time	In Time	Out Time	Pit Time	T. Pit Time	Handicap	Penalty
1	9:31:03.216	9:31:03.216	9:33:16.684	2:13.468	2:13.468		

62 Thomas Maxwell JD MOTORSPORT

Nr.	In Day Time	In Time	Out Time	Pit Time	T. Pit Time	Handicap	Penalty
1	9:30:28.417	9:30:28.417	9:33:11.306	2:42.889	2:42.889		

63 Najiy Razak JD MOTORSPORT

Nr.	In Day Time	In Time	Out Time	Pit Time	T. Pit Time	Handicap	Penalty
1	9:31:04.628	9:31:04.628	9:33:12.500	2:07.872	2:07.872		

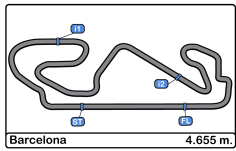
84 Vladimir Tziortzis R FORTEC MOTORSPORTS

Nr.	In Day Time	In Time	Out Time	Pit Time	T. Pit Time	Handicap	Penalty
1	9:31:24.481	9:31:24.481	9:33:19.979	1:55.498	1:55.498		

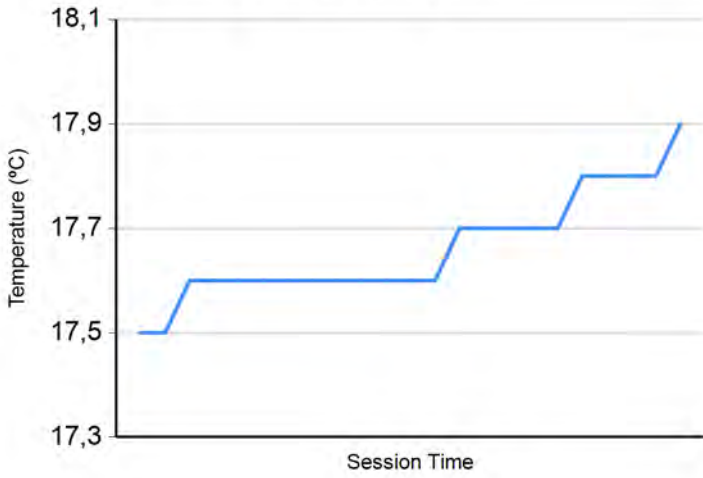
85 Raúl Guzman FORTEC MOTORSPORTS

Nr.	In Day Time	In Time	Out Time	Pit Time	T. Pit Time	Handicap	Penalty
1	9:30:47.729	9:30:47.729	9:33:18.733	2:31.004	2:31.004		

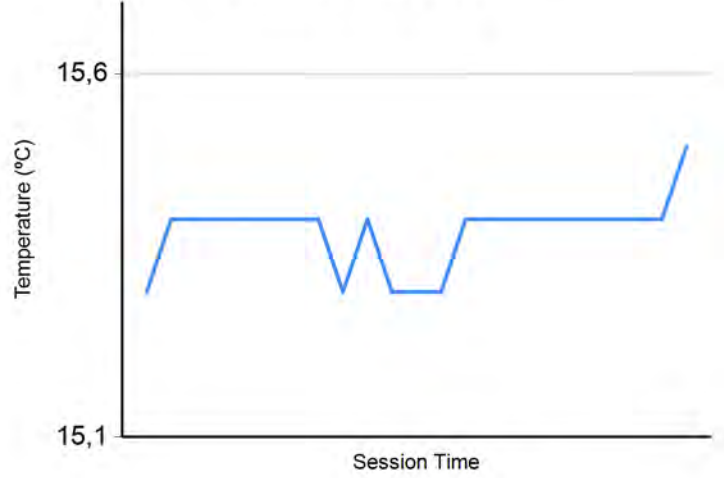




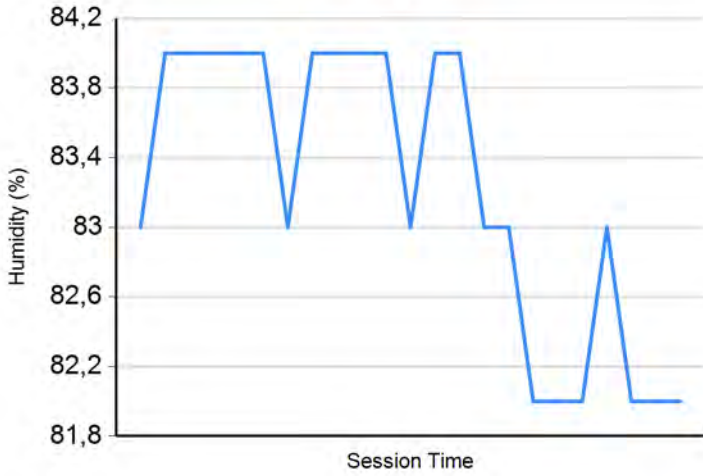
Air Temperature



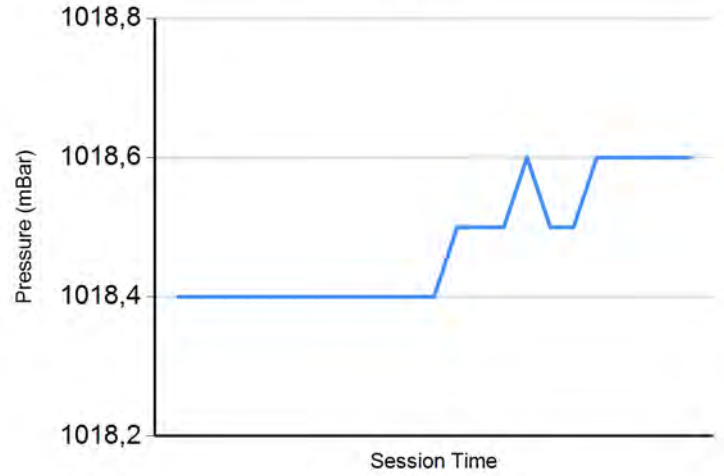
Track Temperature



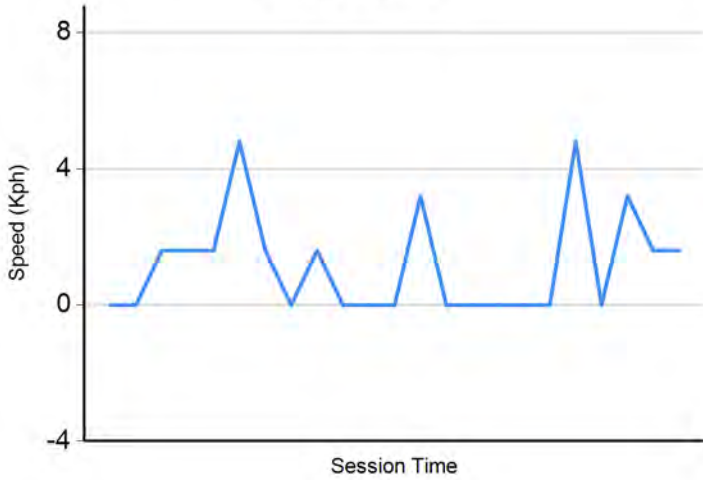
Humidity



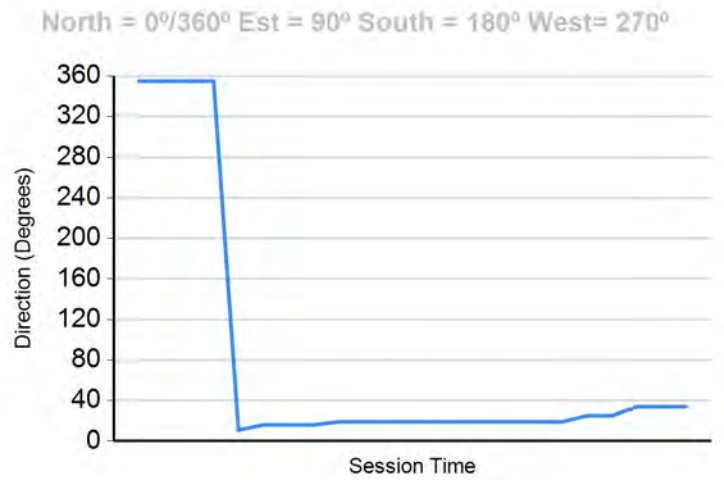
Pressure

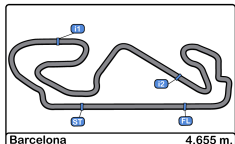


Wind Speed



Wind direction





Circuit de Barcelona
 Formula Renault Eurocup
 Qualifying - 1 Group B
 Final Results




Cls	Nº	Driver	Nat	Competitor	Nat	Rookie	Cls	Laps	Best	Time	Gap	Interval	Km/h
1	2	Logan Sargeant	USA	R-ACE GP	FRA	R	1	8	8	1:55.736			144.7
2	61	Lorenzo Colombo	ITA	JD MOTORSPORT	ITA	R	2	8	8	1:56.111	0.375	0.375	144.3
3	62	Thomas Maxwell	AUS	JD MOTORSPORT	ITA			8	8	1:56.433	0.697	0.322	143.9
4	41	Oscar Piastrì	AUS	ARDEN	GBR	R	3	7	7	1:56.550	0.814	0.117	143.7
5	24	Frank Bird	GBR	TECH 1 RACING	FRA			8	7	1:56.571	0.835	0.021	143.7
6	21	Neil Verhagen	USA	TECH 1 RACING	FRA			8	8	1:56.855	1.119	0.284	143.4
7	16	Yifei Ye	CHN	JOSEF KAUFMANN RACING	GER			8	8	1:56.931	1.195	0.076	143.3
8	85	Raúl Guzman	MEX	FORTEC MOTORSPORTS	GBR			8	7	1:56.987	1.251	0.056	143.2
9	42	Nikita Volegov	RUS	ARDEN	GBR	R	4	8	8	1:57.462	1.726	0.475	142.6
10	63	Najiy Razak	MAS	JD MOTORSPORT	ITA			8	7	1:57.838	2.102	0.376	142.2
11	84	Vladimir Tziortzis	RUS	FORTEC MOTORSPORTS	GBR	R	5	8	8	1:58.067	2.331	0.229	141.9
12	43	Sami Taoufik	MAR	ARDEN	GBR	R	6	4	3	2:00.008	4.272	1.941	139.6

CAR 43 BEST LAP TIME REMOVED 1:59.474 - CAUSED RED FLAG

Published at:.....

Track Temp: 15.4 °C Air Temp: 17.8 °C Humidity: 82 % Track Status: WET

Stewards:	Race Director:	Timekeeper: 
-----------	----------------	---



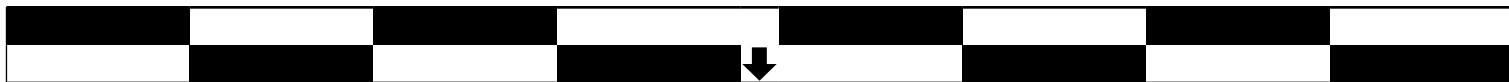


Circuit de Barcelona
 Formula Renault Eurocup
 Race - 1
 Starting Grid



24	43	Sami Taoufik	2:00.008
22	33	Freek Schothorst	1:57.863
20	42	Nikita Vlegov	1:57.462
18	51	Axel Matus	1:57.515
16	85	Raúl Guzman	1:56.987
14	16	Yifei Ye	1:56.931
12	21	Neil Verhagen	1:56.855
10	24	Frank Bird	1:56.571
8	41	Oscar Piastrì	1:56.550
6	62	Thomas Maxwell	1:56.433
4	61	Lorenzo Colombo	1:56.111
2	2	Logan Sargeant	1:55.736

.12.	23	23	Thomas Neubauer	1:57.645
.11.	21	84	Vladimir Tziortzis	1:58.067
.10.	19	63	Najiy Razak	1:57.838
.9.	17	11	Clément Novalak	1:57.242
.8.	15	53	Eliseo Martinez	1:57.238
.7.	13	54	Christian Munoz	1:57.104
.6.	11	32	Alex Peroni	1:56.760
.5.	9	3	Charles Milesi	1:56.702
.4.	7	22	Alexander Smolyar	1:56.479
.3.	5	4	Victor Martins	1:56.383
.2.	3	1	Max Fewtrell	1:55.933
.1.	1	31	Christian Lundgaard	1:55.288



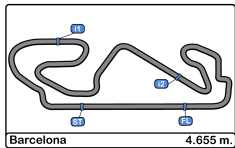
Pole

CAR 23 TWO PLACES GRID PENALTY DECISION N° 12 HOCKEMHEIM
 CAR 42 TWO PLACES GRID PENALTY DECISION N° 11 HOCKEMHEIM

Published at:.....

Stewards:	Timekeeper:
-----------	-----------------





Circuit de Barcelona
Formula Renault Eurocup
Race - 1
Provisional Results



Cls	Nº	Driver	Nat	Competitor	Nat	Rookie	Cls	Laps	Total Time	Gap	Interval	Km/h	Best	Time	Km/h
1	31	Christian Lundgaard	DEN	MP MOTORSPORT	NED	R	1	16	31:46.770			140.6	9	1:43.555	161.8
2	2	Logan Sargeant	USA	R-ACE GP	FRA	R	2	16	31:50.677	3.907	3.907	140.3	9	1:43.767	161.4
3	61	Lorenzo Colombo	ITA	JD MOTORSPORT	ITA	R	3	16	31:51.601	4.831	0.924	140.2	10	1:43.841	161.3
4	1	Max Fewtrell	GBR	R-ACE GP	FRA			16	31:52.021	5.251	0.420	140.2	13	1:43.823	161.4
5	3	Charles Milesi	FRA	R-ACE GP	FRA	R	4	16	31:54.333	7.563	2.312	140.0	11	1:44.188	160.8
6	22	Alexander Smolyar	RUS	TECH 1 RACING	FRA	R	5	16	31:55.395	8.625	1.062	139.9	16	1:44.118	160.9
7	21	Neil Verhagen	USA	TECH 1 RACING	FRA			16	32:00.180	13.410	4.785	139.6	9	1:44.340	160.6
8	16	Yifei Ye	CHN	JOSEF KAUFMANN RACING	GER			16	32:04.367	17.597	4.187	139.3	12	1:43.815	161.4
9	32	Alex Peroni	AUS	MP MOTORSPORT	NED			16	32:04.735	17.965	0.368	139.3	10	1:44.376	160.5
10	24	Frank Bird	GBR	TECH 1 RACING	FRA			16	32:05.390	18.620	0.655	139.2	9	1:44.748	159.9
11	53	Eliseo Martinez	ESP	AVF BY ADRIAN VALLES	ESP	R	6	16	32:06.155	19.385	0.765	139.2	13	1:44.520	160.3
12	54	Christian Munoz	COL	AVF BY ADRIAN VALLES	ESP	R	7	16	32:09.960	23.190	3.805	138.9	9	1:45.273	159.1
13	84	Vladimir Tziortzis	RUS	FORTEC MOTORSPORTS	GBR	R	8	16	32:10.753	23.983	0.793	138.8	14	1:44.882	159.7
14	23	Thomas Neubauer	FRA	TECH 1 RACING	FRA			16	32:20.974	34.204	10.221	138.1	10	1:45.198	159.2
15	85	Raúl Guzman	MEX	FORTEC MOTORSPORTS	GBR			15	30:19.225	1 Lap	1 Lap	138.1	10	1:44.330	160.6
16	41	Oscar Piastrì	AUS	ARDEN	GBR	R	9	15	30:19.439	1 Lap	0.214	138.1	9	1:44.603	160.2
Not classified: (Requirements: 90% of number laps of leader = 15 Laps)															
11	11	Clément Novalak	GBR	JOSEF KAUFMANN RACING	GER	R	10	11	23:22.445	5 Laps	4 Laps	131.4	10	1:44.968	159.6
51	51	Axel Matus	MEX	AVF BY ADRIAN VALLES	ESP			8	18:12.634	8 Laps	3 Laps	122.6	7	1:46.369	157.5
43	43	Sami Taoufik	MAR	ARDEN	GBR	R	11	2	3:48.477	14 Laps	6 Laps	146.6	2	1:50.738	151.3
62	62	Thomas Maxwell	AUS	JD MOTORSPORT	ITA			2	4:08.943	14 Laps	20.466	134.6	1	1:52.499	148.9
4	4	Victor Martins	FRA	R-ACE GP	FRA	R	12	2	19:08.757	14 Laps	14:59.81	29.1	2	2:07.344	131.5
63	63	Najiy Razak	MAS	JD MOTORSPORT	ITA			1	1:56.116	15 Laps	1 Lap	144.3	1	1:56.116	144.3
42	42	Nikita Volegov	RUS	ARDEN	GBR	R	13	1	1:56.221	15 Laps	0.105	144.1	1	1:56.221	144.1
33	33	Freek Schothorst	NED	MP MOTORSPORT	NED	R	14	1	1:56.408	15 Laps	0.187	143.9	1	1:56.408	143.9

Fastest lap Christian Lundgaard in 1:43.555 at 161.8 Km/h in lap 9

Published at:.....

Track Temp: **22.0 °C** Air Temp: **23.3 °C** Humidity: **58 %** Track Status: **DRY**

Stewards:	Race Director:	Timekeeper:
------------------	-----------------------	------------------------





Circuit de Barcelona
Formula Renault Eurocup
Race - 1
Provisional Results by Class




Cla	Nº	Driver	Nat	Competitor	Nat	Rookie	Cls	Laps	Total Time	Gap	Interval	Km/h	Best	Time	Km/h
1	1	Max Fewtrell	GBR	R-ACE GP				16	31:52.021			140.2	13	1:43.823	161.4
2	21	Neil Verhagen	USA	TECH 1 RACING				16	32:00.180	13.410	8.159	139.6	9	1:44.340	160.6
3	16	Yifei Ye	CHN	JOSEF KAUFMANN RACING				16	32:04.367	17.597	4.187	139.3	12	1:43.815	161.4
4	32	Alex Peroni	AUS	MP MOTORSPORT				16	32:04.735	17.965	0.368	139.3	10	1:44.376	160.5
5	24	Frank Bird	GBR	TECH 1 RACING				16	32:05.390	18.620	0.655	139.2	9	1:44.748	159.9
6	23	Thomas Neubauer	FRA	TECH 1 RACING				16	32:20.974	34.204	15.584	138.1	10	1:45.198	159.2
7	85	Raúl Guzman	MEX	FORTEC MOTORSPORTS				15	30:19.225	1 Lap	1 Lap	138.1	10	1:44.330	160.6
Not classified: (Requirements: 90% of number laps of leader = 15 Laps)															
	51	Axel Matus	MEX	AVF BY ADRIAN VALLES				8	18:12.634	8 Laps	7 Laps	122.6	7	1:46.369	157.5
	62	Thomas Maxwell	AUS	JD MOTORSPORT				2	4:08.943	14 Laps	6 Laps	134.6	1	1:52.499	148.9
	63	Najiy Razak	MAS	JD MOTORSPORT				1	1:56.116	15 Laps	1 Lap	144.3	1	1:56.116	144.3
Rookie															
1	31	Christian Lundgaard	DEN	MP MOTORSPORT		R	1	16	31:46.770			140.6	9	1:43.555	161.8
2	2	Logan Sargeant	USA	R-ACE GP		R	2	16	31:50.677	3.907	3.907	140.3	9	1:43.767	161.4
3	61	Lorenzo Colombo	ITA	JD MOTORSPORT		R	3	16	31:51.601	4.831	0.924	140.2	10	1:43.841	161.3
4	3	Charles Milesi	FRA	R-ACE GP		R	4	16	31:54.333	7.563	2.732	140.0	11	1:44.188	160.8
5	22	Alexander Smolyar	RUS	TECH 1 RACING		R	5	16	31:55.395	8.625	1.062	139.9	16	1:44.118	160.9
6	53	Eliseo Martinez	ESP	AVF BY ADRIAN VALLES		R	6	16	32:06.155	19.385	10.760	139.2	13	1:44.520	160.3
7	54	Christian Munoz	COL	AVF BY ADRIAN VALLES		R	7	16	32:09.960	23.190	3.805	138.9	9	1:45.273	159.1
8	84	Vladimir Tziortzis	RUS	FORTEC MOTORSPORTS		R	8	16	32:10.753	23.983	0.793	138.8	14	1:44.882	159.7
9	41	Oscar Piastrì	AUS	ARDEN		R	9	15	30:19.439	1 Lap	1 Lap	138.1	9	1:44.603	160.2
Not classified: (Requirements: 90% of number laps of leader = 15 Laps)															
	11	Clément Novalak	GBR	JOSEF KAUFMANN RACING		R	10	11	23:22.445	5 Laps	4 Laps	131.4	10	1:44.968	159.6
	43	Sami Taoufik	MAR	ARDEN		R	11	2	3:48.477	14 Laps	9 Laps	146.6	2	1:50.738	151.3
	4	Victor Martins	FRA	R-ACE GP		R	12	2	19:08.757	14 Laps	15:20.28	29.1	2	2:07.344	131.5
	42	Nikita Volegov	RUS	ARDEN		R	13	1	1:56.221	15 Laps	1 Lap	144.1	1	1:56.221	144.1
	33	Freek Schothorst	NED	MP MOTORSPORT		R	14	1	1:56.408	15 Laps	0.187	143.9	1	1:56.408	143.9

Fastest lap Christian Lundgaard in 1:43.555 at 161.8 Km/h in lap 9

Published at:.....

Track Temp: **22.0 °C** Air Temp: **23.3 °C** Humidity: **58 %** Track Status: **DRY**

Stewards:	Race Director:	Timekeeper: 
------------------	-----------------------	---





Circuit de Barcelona
Formula Renault Eurocup
Race - 1

**FORMULA
RENAULT**
EUROCUP

Provisional Classification by Driver Fastest Lap

Cls	Nº	Driver	Nat	Competitor	Nat	Rookie	Cls	Laps	Best	Time	Gap	Interval	Km/h
1	31	Christian Lundgaard	DEN	MP MOTORSPORT	NED	R	1	16	9	1:43.555			161.8
2	2	Logan Sargeant	USA	R-ACE GP	FRA	R	2	16	9	1:43.767	0.212	0.212	161.4
3	16	Yifei Ye	CHN	JOSEF KAUFMANN RACING	GER			16	12	1:43.815	0.260	0.048	161.4
4	1	Max Fewtrell	GBR	R-ACE GP	FRA			16	13	1:43.823	0.268	0.008	161.4
5	61	Lorenzo Colombo	ITA	JD MOTORSPORT	ITA	R	3	16	10	1:43.841	0.286	0.018	161.3
6	22	Alexander Smolyar	RUS	TECH 1 RACING	FRA	R	4	16	16	1:44.118	0.563	0.277	160.9
7	3	Charles Milesi	FRA	R-ACE GP	FRA	R	5	16	11	1:44.188	0.633	0.070	160.8
8	85	Raúl Guzman	MEX	FORTEC MOTORSPORTS	GBR			15	10	1:44.330	0.775	0.142	160.6
9	21	Neil Verhagen	USA	TECH 1 RACING	FRA			16	9	1:44.340	0.785	0.010	160.6
10	32	Alex Peroni	AUS	MP MOTORSPORT	NED			16	10	1:44.376	0.821	0.036	160.5
11	53	Eliseo Martinez	ESP	AVF BY ADRIAN VALLES	ESP	R	6	16	13	1:44.520	0.965	0.144	160.3
12	41	Oscar Piastrì	AUS	ARDEN	GBR	R	7	15	9	1:44.603	1.048	0.083	160.2
13	24	Frank Bird	GBR	TECH 1 RACING	FRA			16	9	1:44.748	1.193	0.145	159.9
14	84	Vladimir Tziortzis	RUS	FORTEC MOTORSPORTS	GBR	R	8	16	14	1:44.882	1.327	0.134	159.7
15	11	Clément Novalak	GBR	JOSEF KAUFMANN RACING	GER	R	9	11	10	1:44.968	1.413	0.086	159.6
16	23	Thomas Neubauer	FRA	TECH 1 RACING	FRA			16	10	1:45.198	1.643	0.230	159.2
17	54	Christian Munoz	COL	AVF BY ADRIAN VALLES	ESP	R	10	16	9	1:45.273	1.718	0.075	159.1
18	51	Axel Matus	MEX	AVF BY ADRIAN VALLES	ESP			8	7	1:46.369	2.814	1.096	157.5
19	43	Sami Taoufik	MAR	ARDEN	GBR	R	11	2	2	1:50.738	7.183	4.369	151.3
20	62	Thomas Maxwell	AUS	JD MOTORSPORT	ITA			2	1	1:52.499	8.944	1.761	148.9
21	63	Najiy Razak	MAS	JD MOTORSPORT	ITA			1	1	1:56.116	12.561	3.617	144.3
22	42	Nikita Volegov	RUS	ARDEN	GBR	R	12	1	1	1:56.221	12.666	0.105	144.1
23	33	Freek Schothorst	NED	MP MOTORSPORT	NED	R	13	1	1	1:56.408	12.853	0.187	143.9
24	4	Victor Martins	FRA	R-ACE GP	FRA	R	14	2	2	2:07.344	23.789	10.936	131.5





Circuit de Barcelona
 Formula Renault Eurocup
 Race - 1



Distance and Speed Average

Cls	Nº	Driver	Nat	Competitor	Nat	Rookie	Cls	Laps	Distance	Total Time	Km/h
1	31	Christian Lundgaard	DEN	MP MOTORSPORT	NED	R	1	16	74.48	31:46.770	140.6
2	2	Logan Sargeant	USA	R-ACE GP	FRA	R	2	16	74.48	31:50.677	140.3
3	61	Lorenzo Colombo	ITA	JD MOTORSPORT	ITA	R	3	16	74.48	31:51.601	140.2
4	1	Max Fewtrell	GBR	R-ACE GP	FRA			16	74.48	31:52.021	140.2
5	3	Charles Milesi	FRA	R-ACE GP	FRA	R	4	16	74.48	31:54.333	140.0
6	22	Alexander Smolyar	RUS	TECH 1 RACING	FRA	R	5	16	74.48	31:55.395	139.9
7	21	Neil Verhagen	USA	TECH 1 RACING	FRA			16	74.48	32:00.180	139.6
8	16	Yifei Ye	CHN	JOSEF KAUFMANN RACING	GER			16	74.48	32:04.367	139.3
9	32	Alex Peroni	AUS	MP MOTORSPORT	NED			16	74.48	32:04.735	139.3
10	24	Frank Bird	GBR	TECH 1 RACING	FRA			16	74.48	32:05.390	139.2
11	53	Eliseo Martinez	ESP	AVF BY ADRIAN VALLES	ESP	R	6	16	74.48	32:06.155	139.2
12	54	Christian Munoz	COL	AVF BY ADRIAN VALLES	ESP	R	7	16	74.48	32:09.960	138.9
13	84	Vladimir Tziortzis	RUS	FORTEC MOTORSPORTS	GBR	R	8	16	74.48	32:10.753	138.8
14	23	Thomas Neubauer	FRA	TECH 1 RACING	FRA			16	74.48	32:20.974	138.1
15	85	Raúl Guzman	MEX	FORTEC MOTORSPORTS	GBR			15	69.82	30:19.225	138.1
16	41	Oscar Piastrì	AUS	ARDEN	GBR	R	9	15	69.82	30:19.439	138.1
Not classified: (Requirements: 90% of number laps of leader = 15 Laps)											
11		Clément Novalak	GBR	JOSEF KAUFMANN RACING	GER	R	10	11	51.20	23:22.445	131.4
51		Axel Matus	MEX	AVF BY ADRIAN VALLES	ESP			8	37.24	18:12.634	122.6
43		Sami Taoufik	MAR	ARDEN	GBR	R	11	2	09.31	3:48.477	146.6
62		Thomas Maxwell	AUS	JD MOTORSPORT	ITA			2	09.31	4:08.943	134.6
4		Victor Martins	FRA	R-ACE GP	FRA	R	12	2	09.31	19:08.757	29.1
63		Najiy Razak	MAS	JD MOTORSPORT	ITA			1	04.65	1:56.116	144.3
42		Nikita Volegov	RUS	ARDEN	GBR	R	13	1	04.65	1:56.221	144.1
33		Freek Schothorst	NED	MP MOTORSPORT	NED	R	14	1	04.65	1:56.408	143.9





Circuit de Barcelona
 Formula Renault Eurocup
 Race - 1
 Lap Analysis



1 Max Fewtrell
 R-ACE GP

Lap D	Time	Sector 1	Sector 2	Sector 3	T. Spd	Elapsed
1	1:50.139	34.768	41.241	34.130	206.1	1:50.139
2	1:47.775	29.957	40.519	37.299	240.0	3:37.914
3	3:06.838	52.287	1:19.818	54.733	204.9	6:44.752
4	2:39.565	49.360	1:01.753	48.452	122.0	9:24.317
5	2:34.680	45.793	1:01.120	47.767	153.1	11:58.997
6	2:30.252	42.510	55.702	52.040	186.5	14:29.249
7	1:45.040	30.143	40.880	34.017	240.5	16:14.289
8	1:44.730	29.840	40.577	34.313	241.0	17:59.019
9	1:44.242	29.847	40.353	34.042	242.6	19:43.261
10	1:44.408	29.844	40.454	34.110	242.1	21:27.669
11	1:44.239	29.832	40.381	34.026	241.0	23:11.908
12	1:44.068	29.875	40.179	34.014	240.5	24:55.976
13	1:43.823	29.959	40.102	33.762	240.5	26:39.799
14	1:43.861	29.762	40.194	33.905	241.6	28:23.660
15	1:44.276	29.784	40.425	34.067	243.7	30:07.936
16	1:44.085	29.823	40.254	34.008	243.7	31:52.021

2 Logan Sargeant
 R-ACE GP

Lap D	Time	Sector 1	Sector 2	Sector 3	T. Spd	Elapsed
1	1:48.861	34.134	40.686	34.041	206.1	1:48.861
2	1:47.309	30.207	40.528	36.574	240.0	3:36.170
3	3:07.469	52.185	1:20.244	55.040	201.4	6:43.639
4	2:39.651	49.418	1:01.257	48.976	130.1	9:23.290
5	2:34.417	45.471	1:00.874	48.072	146.9	11:57.707
6	2:30.742	42.460	55.540	52.742	167.1	14:28.449
7	1:44.665	30.285	40.441	33.939	241.0	16:13.114
8	1:44.865	30.140	40.765	33.960	241.0	17:57.979
9	1:43.767	29.913	40.071	33.783	240.5	19:41.746
10	1:43.857	29.895	40.105	33.857	240.5	21:25.603
11	1:44.296	29.859	40.440	33.997	241.0	23:09.899
12	1:44.071	29.968	40.289	33.814	238.9	24:53.970
13	1:44.227	29.929	40.310	33.988	239.4	26:38.197
14	1:44.107	29.895	40.207	34.005	240.5	28:22.304
15	1:44.262	29.918	40.464	33.880	240.5	30:06.566
16	1:44.111	29.866	40.246	33.999	239.4	31:50.677

3 Charles Milesi
 R-ACE GP

Lap D	Time	Sector 1	Sector 2	Sector 3	T. Spd	Elapsed
1	1:52.111	35.899	41.367	34.845	213.8	1:52.111
2	1:47.494	30.228	40.359	36.907	240.5	3:39.605
3	3:06.585	51.791	1:20.331	54.463	211.3	6:46.190
4	2:39.050	49.211	1:02.288	47.551	124.7	9:25.240
5	2:35.067	46.304	1:01.005	47.758	156.9	12:00.307
6	2:29.363	43.203	55.372	50.788	173.6	14:29.670
7	1:45.298	30.262	40.655	34.381	242.6	16:14.968
8	1:44.501	29.987	40.425	34.089	240.5	17:59.469
9	1:44.385	29.911	40.441	34.033	242.1	19:43.854
10	1:44.391	30.008	40.442	33.941	241.0	21:28.245
11	1:44.188	29.974	40.185	34.029	241.0	23:12.433
12	1:44.281	29.983	40.307	33.991	240.5	24:56.714
13	1:44.474	30.008	40.563	33.903	241.0	26:41.188
14	1:44.315	30.041	40.372	33.902	239.4	28:25.503
15	1:44.285	29.989	40.388	33.908	239.4	30:09.788
16	1:44.545	30.119	40.366	34.060	239.4	31:54.333

4 Victor Martins
 R-ACE GP

Lap D	Time	Sector 1	Sector 2	Sector 3	T. Spd	Elapsed
1	17:01.413	15:33.809	49.300	38.304	173.3	17:01.413
2	2:07.344 P	34.045	47.707	45.592	234.7	19:08.757

11 Clément Novalak
 JOSEF KAUFMANN RACING
 R

Lap D	Time	Sector 1	Sector 2	Sector 3	T. Spd	Elapsed
1	1:59.152	37.421	47.519	34.212	218.6	1:59.152
2	1:51.777	30.733	41.176	39.868	242.1	3:50.929
3	3:06.193	49.788	1:20.903	55.502	172.2	6:57.122
4	2:38.002	48.753	1:06.487	42.762	160.9	9:35.124
5	2:35.666	46.939	1:01.113	47.614	142.8	12:10.790
6	2:23.795	42.826	55.332	45.637	160.2	14:34.585
7	1:46.378	30.669	40.860	34.849	243.7	16:20.963
8	1:45.627	30.563	40.740	34.324	242.6	18:06.590
9	1:45.302	30.078	40.942	34.282	243.7	19:51.892
10	1:44.968	30.011	40.579	34.378	242.1	21:36.860
11	1:45.585	29.985	40.649	34.951	242.1	23:22.445
12		30.216			243.7	

16 Yifei Ye
 JOSEF KAUFMANN RACING

Lap D	Time	Sector 1	Sector 2	Sector 3	T. Spd	Elapsed
1	1:54.172	36.472	42.213	35.487	217.3	1:54.172
2	1:48.351	30.398	41.045	36.908	247.1	3:42.523
3	3:06.304	51.326	1:20.584	54.394	193.8	6:48.827
4	2:39.090	49.016	1:03.439	46.635	131.8	9:27.917
5	2:35.229	46.009	1:01.019	48.201	135.1	12:03.146
6	2:27.624	43.334	55.257	49.033	155.3	14:30.770
7	1:45.907	30.391	41.167	34.349	242.1	16:16.677
8	1:45.094	30.218	40.493	34.383	245.4	18:01.771
9	1:44.296	29.966	40.346	33.984	240.5	19:46.067
10	1:44.618	29.754	40.306	34.558	242.6	21:30.685
11	1:45.817	31.234	40.568	34.015	243.2	23:16.502
12	1:43.815	29.764	40.148	33.903	240.5	25:00.317
13	1:44.259	29.903	40.336	34.020	243.7	26:44.576
14	1:47.788	31.644	41.511	34.633	243.7	28:32.364
15	1:46.076	30.057	40.961	35.058	242.6	30:18.440
16	1:45.927	30.035	40.836	35.056	242.1	32:04.367





Circuit de Barcelona
 Formula Renault Eurocup
 Race - 1
 Lap Analysis



21

Neil Verhagen

24

Frank Bird

TECH 1 RACING

TECH 1 RACING

Lap D	Time	Sector 1	Sector 2	Sector 3	T. Spd	Elapsed	Lap D	Time	Sector 1	Sector 2	Sector 3	T. Spd	Elapsed
1	1:53.111	36.257	41.820	35.034	216.0	1:53.111	1	1:53.915	36.401	42.138	35.376	213.4	1:53.915
2	1:47.404	30.172	40.305	36.927	241.0	3:40.515	2	1:50.336	30.621	42.079	37.636	242.6	3:44.251
3	3:06.892	51.907	1:20.099	54.886	217.7	6:47.407	3	3:07.255	51.305	1:20.174	55.776	157.4	6:51.506
4	2:38.677	48.852	1:02.334	47.491	138.2	9:26.084	4	2:38.234	48.136	1:04.663	45.435	149.1	9:29.740
5	2:35.308	46.525	1:00.812	47.971	157.6	12:01.392	5	2:35.153	46.584	1:00.469	48.100	153.6	12:04.893
6	2:28.654	43.138	55.367	50.149	143.2	14:30.046	6	2:26.705	43.266	55.088	48.351	171.7	14:31.598
7	1:45.872	30.567	40.928	34.377	240.0	16:15.918	7	1:46.502	30.397	41.221	34.884	240.5	16:18.100
8	1:44.673	30.366	40.212	34.095	240.0	18:00.591	8	1:45.299	30.260	40.810	34.229	240.0	18:03.399
9	1:44.340	30.005	40.316	34.019	241.0	19:44.931	9	1:44.748	30.105	40.549	34.094	239.4	19:48.147
10	1:45.417	29.938	41.082	34.397	241.0	21:30.348	10	1:45.026	30.180	40.681	34.165	240.0	21:33.173
11	1:45.022	30.754	40.223	34.045	237.3	23:15.370	11	1:45.168	30.218	40.735	34.215	237.3	23:18.341
12	1:44.366	30.053	40.208	34.105	237.3	24:59.736	12	1:44.915	30.082	40.680	34.153	238.4	25:03.256
13	1:44.490	30.100	40.248	34.142	238.9	26:44.226	13	1:44.814	30.159	40.580	34.075	240.0	26:48.070
14	1:46.656	31.879	40.657	34.120	238.9	28:30.882	14	1:46.033	30.115	40.663	35.255	238.9	28:34.103
15	1:44.455	30.140	40.232	34.083	237.8	30:15.337	15	1:45.756	30.681	40.672	34.403	240.0	30:19.859
16	1:44.843	30.124	40.571	34.148	237.3	32:00.180	16	1:45.531	30.640	40.631	34.260	242.1	32:05.390

22

Alexander Smolyar

31

Christian Lundgaard

R

TECH 1 RACING

R

MP MOTORSPORT

Lap D	Time	Sector 1	Sector 2	Sector 3	T. Spd	Elapsed	Lap D	Time	Sector 1	Sector 2	Sector 3	T. Spd	Elapsed
1	1:51.661	35.405	41.422	34.834	210.9	1:51.661	1	1:48.374	33.699	40.705	33.970	203.7	1:48.374
2	1:47.571	30.082	40.352	37.137	237.8	3:39.232	2	1:47.174	30.449	40.427	36.298	237.3	3:35.548
3	3:06.465	51.677	1:20.155	54.633	204.9	6:45.697	3	3:07.314	52.193	1:20.018	55.103	200.0	6:42.862
4	2:39.075	49.214	1:02.134	47.727	120.4	9:24.772	4	2:39.753	49.196	1:01.413	49.144	124.4	9:22.615
5	2:35.045	46.408	1:00.800	47.837	152.9	11:59.817	5	2:34.281	45.184	1:00.958	48.139	151.8	11:56.896
6	2:29.686	43.067	55.329	51.290	169.2	14:29.503	6	2:31.276	42.494	55.629	53.153	151.0	14:28.172
7	1:45.898	30.801	40.858	34.239	239.4	16:15.401	7	1:44.518	30.294	40.280	33.944	236.3	16:12.690
8	1:44.649	30.101	40.402	34.146	241.0	18:00.050	8	1:43.873	29.999	40.122	33.752	240.5	17:56.563
9	1:44.353	29.979	40.387	33.987	240.5	19:44.403	9	1:43.555	29.860	39.958	33.737	238.9	19:40.118
10	1:44.433	29.964	40.411	34.058	241.0	21:28.836	10	1:43.560	29.769	40.104	33.687	238.4	21:23.678
11	1:44.536	30.006	40.423	34.107	239.4	23:13.372	11	1:43.611	29.868	39.943	33.800	237.8	23:07.289
12	1:44.386	30.035	40.341	34.010	238.9	24:57.758	12	1:43.754	29.848	40.091	33.815	238.9	24:51.043
13	1:44.767	30.193	40.377	34.197	240.0	26:42.525	13	1:43.886	29.901	40.105	33.880	238.9	26:34.929
14	1:44.495	30.014	40.397	34.084	238.9	28:27.020	14	1:43.889	29.851	40.177	33.861	239.4	28:18.818
15	1:44.257	30.045	40.233	33.979	240.5	30:11.277	15	1:43.789	29.862	40.055	33.872	239.4	30:02.607
16	1:44.118	30.017	40.111	33.990	238.9	31:55.395	16	1:44.163	29.908	40.199	34.056	239.4	31:46.770

23

Thomas Neubauer

32

Alex Peroni

TECH 1 RACING

MP MOTORSPORT

Lap D	Time	Sector 1	Sector 2	Sector 3	T. Spd	Elapsed	Lap D	Time	Sector 1	Sector 2	Sector 3	T. Spd	Elapsed
1	1:56.905	38.003	42.892	36.010	221.3	1:56.905	1	1:53.596	36.060	41.908	35.628	215.5	1:53.596
2	1:50.849	30.466	41.375	39.008	242.1	3:47.754	2	1:47.747	30.277	40.559	36.911	240.5	3:41.343
3	3:07.064	50.582	1:20.393	56.089	162.4	6:54.818	3	3:06.882	51.636	1:20.331	54.915	220.8	6:48.225
4	2:38.437	48.993	1:05.211	44.233	165.8	9:33.255	4	2:38.938	48.780	1:02.354	47.804	135.1	9:27.163
5	2:35.375	46.242	1:01.731	47.402	154.2	12:08.630	5	2:35.141	45.807	1:01.072	48.262	142.2	12:02.304
6	2:24.818	42.906	55.500	46.412	152.3	14:33.448	6	2:28.207	43.279	54.893	50.035	136.5	14:30.511
7	1:46.130	30.586	40.882	34.662	242.1	16:19.578	7	1:45.931	30.422	40.955	34.554	239.4	16:16.442
8	1:46.229	30.437	41.328	34.464	243.2	18:05.807	8	1:45.806	30.543	41.046	34.217	240.5	18:02.248
9	1:45.463	30.312	40.716	34.435	241.0	19:51.270	9	1:44.669	30.137	40.409	34.123	241.6	19:46.917
10	1:45.198	30.215	40.541	34.442	241.6	21:36.468	10	1:44.376	29.948	40.306	34.122	240.5	21:31.293
11	1:48.022	31.251	42.148	34.623	242.1	23:24.490	11	1:45.962	30.818	40.848	34.296	241.6	23:17.255
12	1:45.628	30.253	40.916	34.459	238.9	25:10.118	12	1:44.497	30.033	40.357	34.107	239.4	25:01.752
13	1:45.439	30.365	40.801	34.273	240.5	26:55.557	13	1:44.428	30.044	40.323	34.061	240.5	26:46.180
14	1:46.700	31.130	41.099	34.471	239.4	28:42.257	14	1:46.727	30.197	41.694	34.836	240.0	28:32.907
15	1:46.576	30.430	40.913	35.233	240.0	30:28.833	15	1:45.942	30.064	40.750	35.128	241.6	30:18.849
16	1:52.141	32.310	42.577	37.254	238.9	32:20.974	16	1:45.886	30.068	40.767	35.051	242.1	32:04.735





Circuit de Barcelona
 Formuła Renault Eurocup
 Race - 1
 Lap Analysis



62

Thomas Maxwell

JD MOTORSPORT

Lap	D	Time	Sector 1	Sector 2	Sector 3	T. Spd	Elapsed
1		1:52.499	35.071	41.619	35.809	212.5	1:52.499
2		2:16.444 P	39.468	46.619	50.357	242.6	4:08.943

63

Najiy Razak

JD MOTORSPORT

Lap	D	Time	Sector 1	Sector 2	Sector 3	T. Spd	Elapsed
1		1:56.116	37.266	42.833	36.017	222.2	1:56.116
2			43.796			238.4	

84

Vladimir Tziortzis

R

FORTEC MOTORSPORTS

Lap	D	Time	Sector 1	Sector 2	Sector 3	T. Spd	Elapsed
1		1:57.815	38.218	43.181	36.416	214.7	1:57.815
2		1:51.433	31.001	41.727	38.705	239.4	3:49.248
3		3:06.011	50.093	1:20.353	55.565	170.8	6:55.259
4		2:38.451	48.864	1:05.775	43.812	163.3	9:33.710
5		2:35.303	46.324	1:01.605	47.374	157.4	12:09.013
6		2:24.919	43.148	55.280	46.491	151.2	14:33.932
7		1:46.131	30.424	40.996	34.711	238.9	16:20.063
8		1:46.126	30.240	41.541	34.345	241.6	18:06.189
9		1:45.549	30.288	40.790	34.471	241.6	19:51.738
10		1:45.577	30.566	40.790	34.221	239.4	21:37.315
11		1:45.670	30.232	40.827	34.611	240.5	23:22.985
12		1:45.959	30.208	41.725	34.026	240.0	25:08.944
13		1:45.144	30.217	40.824	34.103	238.4	26:54.088
14		1:44.882	30.046	40.580	34.256	239.4	28:38.970
15		1:45.196	30.068	40.771	34.357	241.0	30:24.166
16		1:46.587	31.342	40.932	34.313	241.0	32:10.753

85

Raúl Guzman

FORTEC MOTORSPORTS

Lap	D	Time	Sector 1	Sector 2	Sector 3	T. Spd	Elapsed
1		1:54.625	36.767	42.170	35.688	219.9	1:54.625
2		1:49.231	30.239	41.071	37.921	241.6	3:43.856
3		3:06.100	50.875	1:20.506	54.719	192.1	6:49.956
4		2:38.765	48.710	1:03.774	46.281	133.4	9:28.721
5		2:35.067	46.182	1:00.909	47.976	139.8	12:03.788
6		2:27.460	43.379	55.199	48.882	152.9	14:31.248
7		1:46.397	30.256	41.133	35.008	240.5	16:17.645
8		1:45.154	30.182	40.588	34.384	237.8	18:02.799
9		1:44.742	30.023	40.497	34.222	241.6	19:47.541
10		1:44.330	29.846	40.384	34.100	242.1	21:31.871
11		1:45.777	30.400	41.059	34.318	242.1	23:17.648
12		1:44.834	29.904	40.506	34.424	243.2	25:02.482
13		1:44.601	30.037	40.350	34.214	240.0	26:47.083
14		1:46.611	29.893	41.308	35.410	240.5	28:33.694
15		1:45.531	30.022	40.570	34.939	242.1	30:19.225





Circuit de Barcelona
Formula Renault Eurocup
Race - 1
Analysis by Lap



Num	Lap Time	Gap	Num	Lap Time	Gap	Num	Lap Time	Gap	Num	Lap Time	Gap	Num	Lap Time	Gap	
Lap 1															
31	1:48.374		23	1:50.849	12.206	53	2:38.029	08.942	53	2:25.325	04.436	41	1:45.326	07.617	
2	1:48.861	00.487	43	1:50.738	12.929	41	2:38.201	09.732	41	2:24.892	04.829	54	1:46.024	07.970	
61	1:49.412	01.038	84	1:51.433	13.700	23	2:38.437	10.640	23	2:24.818	05.276	53	1:45.796	08.441	
1	1:50.139	01.765	51	1:51.355	14.045	84	2:38.451	11.095	84	2:24.919	05.760	23	1:46.229	09.244	
22	1:51.661	03.287	11	1:51.777	15.381	51	2:38.320	11.753	51	2:24.584	06.145	84	1:46.126	09.626	
3	1:52.111	03.737	62	2:16.444	33.395	11	2:38.002	12.509	11	2:23.795	06.413	11	1:45.627	10.027	
62	1:52.499	04.125	Num Lap Time Gap			Num Lap Time Gap			Num Lap Time Gap			51	1:51.948	16.071	
41	1:52.675	04.301	Lap 3			Lap 5			Lap 7			4	2:07.344	6 Laps	
21	1:53.111	04.737	31	3:07.314		31	2:34.281		31	1:44.518		Num Lap Time Gap			
32	1:53.596	05.222	2	3:07.469	00.777	2	2:34.417	00.811	2	1:44.665	00.424	Lap 9			
24	1:53.915	05.541	61	3:07.165	01.377	61	2:34.401	01.316	61	1:44.808	00.885	31	1:43.555		
16	1:54.172	05.798	1	3:06.838	01.890	1	2:34.680	02.101	1	1:45.040	01.599	2	1:43.767	01.628	
85	1:54.625	06.251	22	3:06.465	02.835	22	2:35.045	02.921	3	1:45.298	02.278	61	1:44.210	02.605	
54	1:54.907	06.533	3	3:06.585	03.328	3	2:35.067	03.411	22	1:45.898	02.711	1	1:44.242	03.143	
53	1:55.288	06.914	21	3:06.892	04.545	21	2:35.308	04.496	21	1:45.872	03.228	3	1:44.385	03.736	
63	1:56.116	07.742	32	3:06.882	05.363	32	2:35.141	05.408	32	1:45.931	03.752	22	1:44.353	04.285	
42	1:56.221	07.847	16	3:06.304	05.965	16	2:35.229	06.250	16	1:45.907	03.987	21	1:44.340	04.813	
33	1:56.408	08.034	85	3:06.100	07.094	85	2:35.067	06.892	85	1:46.397	04.955	16	1:44.296	05.949	
23	1:56.905	08.531	24	3:07.255	08.644	24	2:35.153	07.997	24	1:46.502	05.410	32	1:44.669	06.799	
43	1:57.739	09.365	54	3:07.065	09.541	54	2:35.522	09.147	54	1:46.286	05.819	85	1:44.742	07.423	
84	1:57.815	09.441	53	3:07.288	10.666	53	2:35.726	10.387	41	1:45.853	06.164	24	1:44.748	08.029	
51	1:58.238	09.864	41	3:06.917	11.284	41	2:35.762	11.213	53	1:46.600	06.518	41	1:44.603	08.665	
11	1:59.152	10.778	23	3:07.064	11.956	23	2:35.375	11.734	23	1:46.130	06.888	54	1:45.273	09.688	
Num Lap Time Gap			84	3:06.011	12.397	84	2:35.303	12.117	84	1:46.131	07.373	53	1:45.306	10.192	
Lap 2			51	3:06.455	13.186	51	2:35.365	12.837	51	1:46.369	07.996	23	1:45.463	11.152	
31	1:47.174		11	3:06.193	14.260	11	2:35.666	13.894	11	1:46.378	08.273	84	1:45.549	11.620	
2	1:47.309	00.622	Num Lap Time Gap			Num Lap Time Gap			4	17:01.413	6 Laps	11	1:45.302	11.774	
61	1:47.662	01.526	Lap 4			Lap 6			Num Lap Time Gap			Num Lap Time Gap			
1	1:47.775	02.366	31	2:39.753		31	2:31.276		Lap 8			Lap 10			
22	1:47.571	03.684	2	2:39.651	00.675	2	2:30.742	00.277	31	1:43.873		31		1:43.560	
3	1:47.494	04.057	61	2:39.572	01.196	61	2:30.555	00.595	2	1:44.865	01.416	2		1:43.857	01.925
21	1:47.404	04.967	1	2:39.565	01.702	1	2:30.252	01.077	61	1:44.938	01.950	61		1:43.841	02.886
32	1:47.747	05.795	22	2:39.075	02.157	22	2:29.686	01.331	1	1:44.730	02.456	1		1:44.408	03.991
16	1:48.351	06.975	3	2:39.050	02.625	3	2:29.363	01.498	3	1:44.501	02.906	3		1:44.391	04.567
85	1:49.231	08.308	21	2:38.677	03.469	21	2:28.654	01.874	22	1:44.649	03.487	22		1:44.433	05.158
24	1:50.336	08.703	32	2:38.938	04.548	32	2:28.207	02.339	21	1:44.673	04.028	21		1:45.417	06.670
54	1:50.431	09.790	16	2:39.090	05.302	16	2:27.624	02.598	16	1:45.094	05.208	16		1:44.618	07.007
53	1:50.952	10.692	85	2:38.765	06.106	85	2:27.460	03.076	32	1:45.806	05.685	32		1:44.376	07.615
41	1:54.554	11.681	24	2:38.234	07.125	24	2:26.705	03.426	85	1:45.154	06.236	85		1:44.330	08.193
			54	2:38.118	07.906	54	2:26.180	04.051	24	1:45.299	06.836	24		1:45.026	09.495





Circuit de Barcelona
Formuła Renault Eurocup
Race - 1
Analysis by Lap



Num	Lap Time	Gap
41	1:45.129	10.234
54	1:45.511	11.639
53	1:45.463	12.095
23	1:45.198	12.790
11	1:44.968	13.182
84	1:45.577	13.637

Num Lap Time Gap
Lap 11

31	1:43.611	
2	1:44.296	02.610
61	1:43.955	03.230
1	1:44.239	04.619
3	1:44.188	05.144
22	1:44.536	06.083
21	1:45.022	08.081
16	1:45.817	09.213
32	1:45.962	09.966
85	1:45.777	10.359
24	1:45.168	11.052
41	1:44.737	11.360
53	1:45.300	13.784
54	1:46.767	14.795
11	1:45.585	15.156
84	1:45.670	15.696
23	1:48.022	17.201

Num Lap Time Gap
Lap 12

31	1:43.754	
2	1:44.071	02.927
61	1:44.193	03.669
1	1:44.068	04.933
3	1:44.281	05.671
22	1:44.386	06.715
21	1:44.366	08.693
16	1:43.815	09.274
32	1:44.497	10.709
85	1:44.834	11.439
24	1:44.915	12.213
41	1:45.313	12.919
53	1:44.877	14.907

Num	Lap Time	Gap
54	1:45.443	16.484
84	1:45.959	17.901
23	1:45.628	19.075

Num Lap Time Gap
Lap 13

31	1:43.886	
2	1:44.227	03.268
61	1:44.114	03.897
1	1:43.823	04.870
3	1:44.474	06.259
22	1:44.767	07.596
21	1:44.490	09.297
16	1:44.259	09.647
32	1:44.428	11.251
85	1:44.601	12.154
24	1:44.814	13.141
41	1:45.026	14.059
53	1:44.520	15.541
54	1:45.483	18.081
84	1:45.144	19.159
23	1:45.439	20.628

Num Lap Time Gap
Lap 14

31	1:43.889	
2	1:44.107	03.486
61	1:44.167	04.175
1	1:43.861	04.842
3	1:44.315	06.685
22	1:44.495	08.202
21	1:46.656	12.064
16	1:47.788	13.546
32	1:46.727	14.089
85	1:46.611	14.876
24	1:46.033	15.285
41	1:45.299	15.469
53	1:44.635	16.287
54	1:45.293	19.485
84	1:44.882	20.152
23	1:46.700	23.439

Num Lap Time Gap
Lap 15

31	1:43.789	
2	1:44.262	03.959
61	1:44.312	04.698
1	1:44.276	05.329
3	1:44.285	07.181
22	1:44.257	08.670
21	1:44.455	12.730
16	1:46.076	15.833
32	1:45.942	16.242
85	1:45.531	16.618
41	1:45.152	16.832
24	1:45.756	17.252
53	1:45.275	17.773
54	1:45.280	20.976
84	1:45.196	21.559
23	1:46.576	26.226

Num Lap Time Gap
Lap 16

31	1:44.163	
2	1:44.111	03.907
61	1:44.296	04.831
1	1:44.085	05.251
3	1:44.545	07.563
22	1:44.118	08.625
21	1:44.843	13.410
16	1:45.927	17.597
32	1:45.886	17.965
24	1:45.531	18.620
53	1:45.775	19.385
54	1:46.377	23.190
84	1:46.587	23.983
23	1:52.141	34.204





Circuit de Barcelona
Formula Renault Eurocup
Race - 1
Best Sectors Results



Sector - 1				Sector - 2				Sector - 3				Ideal Lap vs Best Lap			
Clas	Nº	Driver	Time	Nº	Driver	Time	Nº	Driver	Time	Clas	Nº	Driver	Ideal Lap	Best Lap	Clas
1	16	Yifei Ye	29.754	31	Christian Lundgaard	39.943	31	Christian Lundgaard	33.687	1	31	Christian Lundgaard	1:43.399	1:43.555	1
2	1	Max Fewtrell	29.762	61	Lorenzo Colombo	40.068	1	Max Fewtrell	33.762	2	1	Max Fewtrell	1:43.626	1:43.823	4
3	31	Christian Lundgaard	29.769	2	Logan Sargeant	40.071	2	Logan Sargeant	33.783	3	61	Lorenzo Colombo	1:43.676	1:43.841	5
4	61	Lorenzo Colombo	29.804	1	Max Fewtrell	40.102	61	Lorenzo Colombo	33.804	4	2	Logan Sargeant	1:43.713	1:43.767	2
5	85	Raúl Guzman	29.846	22	Alexander Smolyar	40.111	3	Charles Milesi	33.902	5	16	Yifei Ye	1:43.805	1:43.815	3
6	2	Logan Sargeant	29.859	16	Yifei Ye	40.148	16	Yifei Ye	33.903	6	3	Charles Milesi	1:43.998	1:44.188	7
7	3	Charles Milesi	29.911	3	Charles Milesi	40.185	22	Alexander Smolyar	33.979	7	22	Alexander Smolyar	1:44.054	1:44.118	6
8	41	Oscar Piastrri	29.928	21	Neil Verhagen	40.208	21	Neil Verhagen	34.019	8	21	Neil Verhagen	1:44.165	1:44.340	9
9	21	Neil Verhagen	29.938	32	Alex Peroni	40.306	41	Oscar Piastrri	34.021	9	85	Raúl Guzman	1:44.296	1:44.330	8
10	32	Alex Peroni	29.948	85	Raúl Guzman	40.350	53	Eliseo Martinez	34.026	10	32	Alex Peroni	1:44.315	1:44.376	10
11	22	Alexander Smolyar	29.964	53	Eliseo Martinez	40.382	84	Vladimir Tziortzis	34.026	11	41	Oscar Piastrri	1:44.382	1:44.603	12
12	11	Clément Novalak	29.985	41	Oscar Piastrri	40.433	32	Alex Peroni	34.061	12	53	Eliseo Martinez	1:44.429	1:44.520	11
13	53	Eliseo Martinez	30.021	23	Thomas Neubauer	40.541	24	Frank Bird	34.075	13	84	Vladimir Tziortzis	1:44.652	1:44.882	14
14	84	Vladimir Tziortzis	30.046	24	Frank Bird	40.549	85	Raúl Guzman	34.100	14	24	Frank Bird	1:44.706	1:44.748	13
15	24	Frank Bird	30.082	11	Clément Novalak	40.579	11	Clément Novalak	34.212	15	11	Clément Novalak	1:44.776	1:44.968	15
16	54	Christian Munoz	30.098	84	Vladimir Tziortzis	40.580	23	Thomas Neubauer	34.273	16	54	Christian Munoz	1:45.006	1:45.273	17
17	23	Thomas Neubauer	30.215	54	Christian Munoz	40.613	54	Christian Munoz	34.295	17	23	Thomas Neubauer	1:45.029	1:45.198	16
18	51	Axel Matus	30.488	51	Axel Matus	41.340	51	Axel Matus	34.541	18	51	Axel Matus	1:46.369	1:46.369	18
19	43	Sami Taoufik	30.620	43	Sami Taoufik	41.563	42	Nikita Volegov	35.584	19	43	Sami Taoufik	1:48.381	1:50.738	19
20	4	Victor Martins	34.045	62	Thomas Maxwell	41.619	33	Freek Schothorst	35.595	20	62	Thomas Maxwell	1:52.499	1:52.499	20
21	62	Thomas Maxwell	35.071	63	Najiy Razak	42.833	62	Thomas Maxwell	35.809	21	63	Najiy Razak	1:56.116	1:56.116	21
22	63	Najiy Razak	37.266	33	Freek Schothorst	42.895	63	Najiy Razak	36.017	22	42	Nikita Volegov	1:56.221	1:56.221	22
23	42	Nikita Volegov	37.668	42	Nikita Volegov	42.969	43	Sami Taoufik	36.198	23	33	Freek Schothorst	1:56.408	1:56.408	23
24	33	Freek Schothorst	37.918	4	Victor Martins	47.707	4	Victor Martins	38.304	24	4	Victor Martins	2:00.056	2:07.344	24





Circuit de Barcelona
 Formula Renault Eurocup
 Race - 1
 Leader Sequence



Nº	Driver	Nat	Competitor	Nat	Rookie	Start Lap	End Lap	Laps	Total Laps
31	Christian Lundgaard	DEN	MP MOTORSPORT	NED	R	1	16	16	16





Circuit de Barcelona
Formula Renault Eurocup
Race - 1
Best 5 Lap Times



Cls	Nº	Driver	Nat	Competitor	Nat	Rookie	Cls	Best 1		Best 2		Best 3		Best 4		Best 5	
								Time	Lap	Time	Lap	Time	Lap	Time	Lap	Time	Lap
1	31	Christian Lundgaard	DEN	MP MOTORSPORT	NED	R	1	1:43.555	9	1:43.560	10	1:43.611	11	1:43.754	12	1:43.789	15
2	2	Logan Sargeant	USA	R-ACE GP	FRA	R	2	1:43.767	9	1:43.857	10	1:44.071	12	1:44.107	14	1:44.111	16
3	16	Yifei Ye	CHN	JOSEF KAUFMANN RACING	GER			1:43.815	12	1:44.259	13	1:44.296	9	1:44.618	10	1:45.094	8
4	1	Max Fewtrell	GBR	R-ACE GP	FRA			1:43.823	13	1:43.861	14	1:44.068	12	1:44.085	16	1:44.239	11
5	61	Lorenzo Colombo	ITA	JD MOTORSPORT	ITA	R	3	1:43.841	10	1:43.955	11	1:44.114	13	1:44.167	14	1:44.193	12
6	22	Alexander Smolyar	RUS	TECH 1 RACING	FRA	R	4	1:44.118	16	1:44.257	15	1:44.353	9	1:44.386	12	1:44.433	10
7	3	Charles Milesi	FRA	R-ACE GP	FRA	R	5	1:44.188	11	1:44.281	12	1:44.285	15	1:44.315	14	1:44.385	9
8	85	Raúl Guzman	MEX	FORTEC MOTORSPORTS	GBR			1:44.330	10	1:44.601	13	1:44.742	9	1:44.834	12	1:45.154	8
9	21	Neil Verhagen	USA	TECH 1 RACING	FRA			1:44.340	9	1:44.366	12	1:44.455	15	1:44.490	13	1:44.673	8
10	32	Alex Peroni	AUS	MP MOTORSPORT	NED			1:44.376	10	1:44.428	13	1:44.497	12	1:44.669	9	1:45.806	8
11	53	Eliseo Martinez	ESP	AVF BY ADRIAN VALLES	ESP	R	6	1:44.520	13	1:44.635	14	1:44.877	12	1:45.275	15	1:45.300	11
12	41	Oscar Piastrri	AUS	ARDEN	GBR	R	7	1:44.603	9	1:44.737	11	1:45.026	13	1:45.129	10	1:45.152	15
13	24	Frank Bird	GBR	TECH 1 RACING	FRA			1:44.748	9	1:44.814	13	1:44.915	12	1:45.026	10	1:45.168	11
14	84	Vladimir Tziortzis	RUS	FORTEC MOTORSPORTS	GBR	R	8	1:44.882	14	1:45.144	13	1:45.196	15	1:45.549	9	1:45.577	10
15	11	Clément Novalak	GBR	JOSEF KAUFMANN RACING	GER	R	9	1:44.968	10	1:45.302	9	1:45.585	11	1:45.627	8	1:46.378	7
16	23	Thomas Neubauer	FRA	TECH 1 RACING	FRA			1:45.198	10	1:45.439	13	1:45.463	9	1:45.628	12	1:46.130	7
17	54	Christian Munoz	COL	AVF BY ADRIAN VALLES	ESP	R	10	1:45.273	9	1:45.280	15	1:45.293	14	1:45.443	12	1:45.483	13
18	51	Axel Matus	MEX	AVF BY ADRIAN VALLES	ESP			1:46.369	7	1:51.355	2	1:51.948	8	1:58.238	1	2:24.584	6
19	43	Sami Taoufik	MAR	ARDEN	GBR	R	11	1:50.738	2	1:57.739	1						
20	62	Thomas Maxwell	AUS	JD MOTORSPORT	ITA			1:52.499	1	2:16.444	2						
21	63	Najiy Razak	MAS	JD MOTORSPORT	ITA			1:56.116	1								
22	42	Nikita Volegov	RUS	ARDEN	GBR	R	12	1:56.221	1								
23	33	Freek Schothorst	NED	MP MOTORSPORT	NED	R	13	1:56.408	1								
24	4	Victor Martins	FRA	R-ACE GP	FRA	R	14	2:07.344	2	17:01.41	1						





Circuit de Barcelona
Formula Renault Eurocup
Race - 1
Best 5 Top Speeds



Cls	Nº	Driver	Nat	Competitor	Nat	Rookie	Cls	Top 1		Top 2		Top 3		Top 4		Top 5		Avg
								Km/h	Lap	Km/h	Lap	Km/h	Lap	Km/h	Lap	Km/h	Lap	
1	41	Oscar Piastrì	AUS	ARDEN	GBR	R	1	248.8	15	247.7	16	243.7	8	243.2	2	242.6	12	245.2
2	16	Yifei Ye	CHN	JOSEF KAUFMANN RACING	GER			247.1	2	245.4	8	243.7	13	243.7	14	243.2	11	244.6
3	1	Max Fewtrell	GBR	R-ACE GP	FRA			243.7	15	243.7	16	242.6	9	242.1	10	241.6	14	242.8
4	11	Clément Novalak	GBR	JOSEF KAUFMANN RACING	GER	R	2	243.7	7	243.7	9	243.7	12	242.6	8	242.1	2	243.2
5	33	Freek Schothorst	NED	MP MOTORSPORT	NED	R	3	243.7	2	213.4	1							228.6
6	23	Thomas Neubauer	FRA	TECH 1 RACING	FRA			243.2	8	242.1	2	242.1	7	242.1	11	241.6	10	242.2
7	85	Raúl Guzmán	MEX	FORTEC MOTORSPORTS	GBR			243.2	12	242.6	16	242.1	10	242.1	11	242.1	15	242.4
8	3	Charles Milesi	FRA	R-ACE GP	FRA	R	4	242.6	7	242.1	9	241.0	10	241.0	11	241.0	13	241.6
9	24	Frank Bird	GBR	TECH 1 RACING	FRA			242.6	2	242.1	16	240.5	7	240.0	8	240.0	10	241.0
10	62	Thomas Maxwell	AUS	JD MOTORSPORT	ITA			242.6	2	212.5	1							227.6
11	32	Alex Peroni	AUS	MP MOTORSPORT	NED			242.1	16	241.6	9	241.6	11	241.6	15	240.5	2	241.5
12	61	Lorenzo Colombo	ITA	JD MOTORSPORT	ITA	R	5	242.1	15	241.0	8	241.0	12	240.5	9	240.5	10	241.0
13	84	Vladimir Tziortzis	RUS	FORTEC MOTORSPORTS	GBR	R	6	241.6	8	241.6	9	241.0	15	241.0	16	240.5	11	241.1
14	2	Logan Sargeant	USA	R-ACE GP	FRA	R	7	241.0	7	241.0	8	241.0	11	240.5	9	240.5	10	240.8
15	21	Neil Verhagen	USA	TECH 1 RACING	FRA			241.0	2	241.0	9	241.0	10	240.0	7	240.0	8	240.6
16	22	Alexander Smolyar	RUS	TECH 1 RACING	FRA	R	8	241.0	8	241.0	10	240.5	9	240.5	15	240.0	13	240.6
17	43	Sami Taoufik	MAR	ARDEN	GBR	R	9	241.0	2	223.6	1	164.6	3					209.7
18	31	Christian Lundgaard	DEN	MP MOTORSPORT	NED	R	10	240.5	8	239.4	14	239.4	15	239.4	16	238.9	9	239.5
19	42	Nikita Volegov	RUS	ARDEN	GBR	R	11	240.5	2	222.6	1							231.6
20	54	Christian Munoz	COL	AVF BY ADRIAN VALLES	ESP	R	12	238.9	15	237.3	7	237.3	13	237.3	16	236.8	10	237.5
21	53	Eliseo Martínez	ESP	AVF BY ADRIAN VALLES	ESP	R	13	238.4	12	237.8	11	237.3	14	236.8	10	236.8	13	237.4
22	63	Najjy Razak	MAS	JD MOTORSPORT	ITA			238.4	2	222.2	1							230.3
23	51	Axel Matus	MEX	AVF BY ADRIAN VALLES	ESP			237.8	8	237.3	7	230.2	2	217.7	1	164.3	3	217.5
24	4	Victor Martins	FRA	R-ACE GP	FRA	R	14	234.7	2	173.3	1							204.0





Circuit de Barcelona
 Formula Renault Eurocup
 Race - 1
 Fastest Laps Sequence



Lap	Time of Day	Session Time	Nº	Driver	Nat	Competitor	Nat	Rookie	Time	Km/h
2	12:52:00.828	3:35.828	31	Christian Lundgaard	DEN	MP MOTORSPORT	NED	R	1:47.174	156.3
7	13:04:37.970	16:12.970	31	Christian Lundgaard	DEN	MP MOTORSPORT	NED	R	1:44.518	160.3
8	13:06:21.844	17:56.844	31	Christian Lundgaard	DEN	MP MOTORSPORT	NED	R	1:43.873	161.3
9	13:08:05.399	19:40.399	31	Christian Lundgaard	DEN	MP MOTORSPORT	NED	R	1:43.555	161.8





Circuit de Barcelona
Formula Renault Eurocup
Race - 1
Event Best Maximum Speed



Nº	Driver	Nat	Competitor	Nat	Rookie	Km/h	Session
41	Oscar Piastrì	AUS	ARDEN	GBR	R	248.8	Race - 1
16	Yifei Ye	CHN	JOSEF KAUFMANN RACING	GER		247.1	Race - 1
63	Najiy Razak	MAS	JD MOTORSPORT	ITA		244.3	Collective test 2
33	Freek Schothorst	NED	MP MOTORSPORT	NED	R	243.7	Race - 1
11	Clément Novalak	GBR	JOSEF KAUFMANN RACING	GER	R	243.7	Race - 1
1	Max Fewtrell	GBR	R-ACE GP	FRA		243.7	Race - 1
23	Thomas Neubauer	FRA	TECH 1 RACING	FRA		243.2	Race - 1
85	Raúl Guzman	MEX	FORTEC MOTORSPORTS	GBR		243.2	Race - 1
62	Thomas Maxwell	AUS	JD MOTORSPORT	ITA		242.6	Collective test 2
24	Frank Bird	GBR	TECH 1 RACING	FRA		242.6	Race - 1
3	Charles Milesi	FRA	R-ACE GP	FRA	R	242.6	Race - 1
61	Lorenzo Colombo	ITA	JD MOTORSPORT	ITA	R	242.1	Race - 1
32	Alex Peroni	AUS	MP MOTORSPORT	NED		242.1	Race - 1
42	Nikita Volegov	RUS	ARDEN	GBR	R	241.6	Collective test 1
84	Vladimir Tziortzis	RUS	FORTEC MOTORSPORTS	GBR	R	241.6	Race - 1
22	Alexander Smolyar	RUS	TECH 1 RACING	FRA	R	241.0	Collective test 1
43	Sami Taoufik	MAR	ARDEN	GBR	R	241.0	Collective test 2
21	Neil Verhagen	USA	TECH 1 RACING	FRA		241.0	Race - 1
2	Logan Sargeant	USA	R-ACE GP	FRA	R	241.0	Race - 1
4	Victor Martins	FRA	R-ACE GP	FRA	R	240.5	Collective test 2
31	Christian Lundgaard	DEN	MP MOTORSPORT	NED	R	240.5	Collective test 2
54	Christian Munoz	COL	AVF BY ADRIAN VALLES	ESP	R	238.9	Race - 1
51	Axel Matus	MEX	AVF BY ADRIAN VALLES	ESP		238.4	Collective test 1
53	Eliseo Martinez	ESP	AVF BY ADRIAN VALLES	ESP	R	238.4	Race - 1





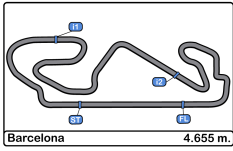
Circuit de Barcelona
Formula Renault Eurocup
Race - 1
Lap Chart



LAP

Nr	Pos	Grid	1	2	3	4	5	6	7	8	9	10	11	12	13	14	15	16
31	1	31	31	31	31	31	31	31	31	31	31	31	31	31	31	31	31	31
2	2	2	2	2	2	2	2	2	2	2	2	2	2	2	2	2	2	2
1	3	1	61	61	61	61	61	61	61	61	61	61	61	61	61	61	61	61
61	4	61	1	1	1	1	1	1	1	1	1	1	1	1	1	1	1	1
4	5	4	22	22	22	22	22	22	3	3	3	3	3	3	3	3	3	3
62	6	62	3	3	3	3	3	3	22	22	22	22	22	22	22	22	22	22
22	7	22	62	21	21	21	21	21	21	21	21	21	21	21	21	21	21	21
41	8	41	41	32	32	32	32	32	32	16	16	16	16	16	16	16	16	16
3	9	3	21	16	16	16	16	16	16	32	32	32	32	32	32	32	32	32
24	10	24	32	85	85	85	85	85	85	85	85	85	85	85	85	85	85	24
32	11	32	24	24	24	24	24	24	24	24	24	24	24	24	24	24	41	53
21	12	21	16	54	54	54	54	54	54	41	41	41	41	41	41	41	24	54
54	13	54	85	53	53	53	53	53	41	54	54	54	53	53	53	53	53	84
16	14	16	54	41	41	41	41	41	53	53	53	53	54	54	54	54	54	23
53	15	53	53	23	23	23	23	23	23	23	23	23	11	84	84	84	84	
85	16	85	63	43	84	84	84	84	84	84	11	84	23	23	23	23	23	
11	17	11	42	84	51	51	51	51	51	11	11	84	23					
51	18	51	33	51	11	11	11	11	11	51								
63	19	63	23	11														
42	20	42	43	62														
84	21	84	84	4														
33	22	33	51															
23	23	23	11															
43	24	43	4															

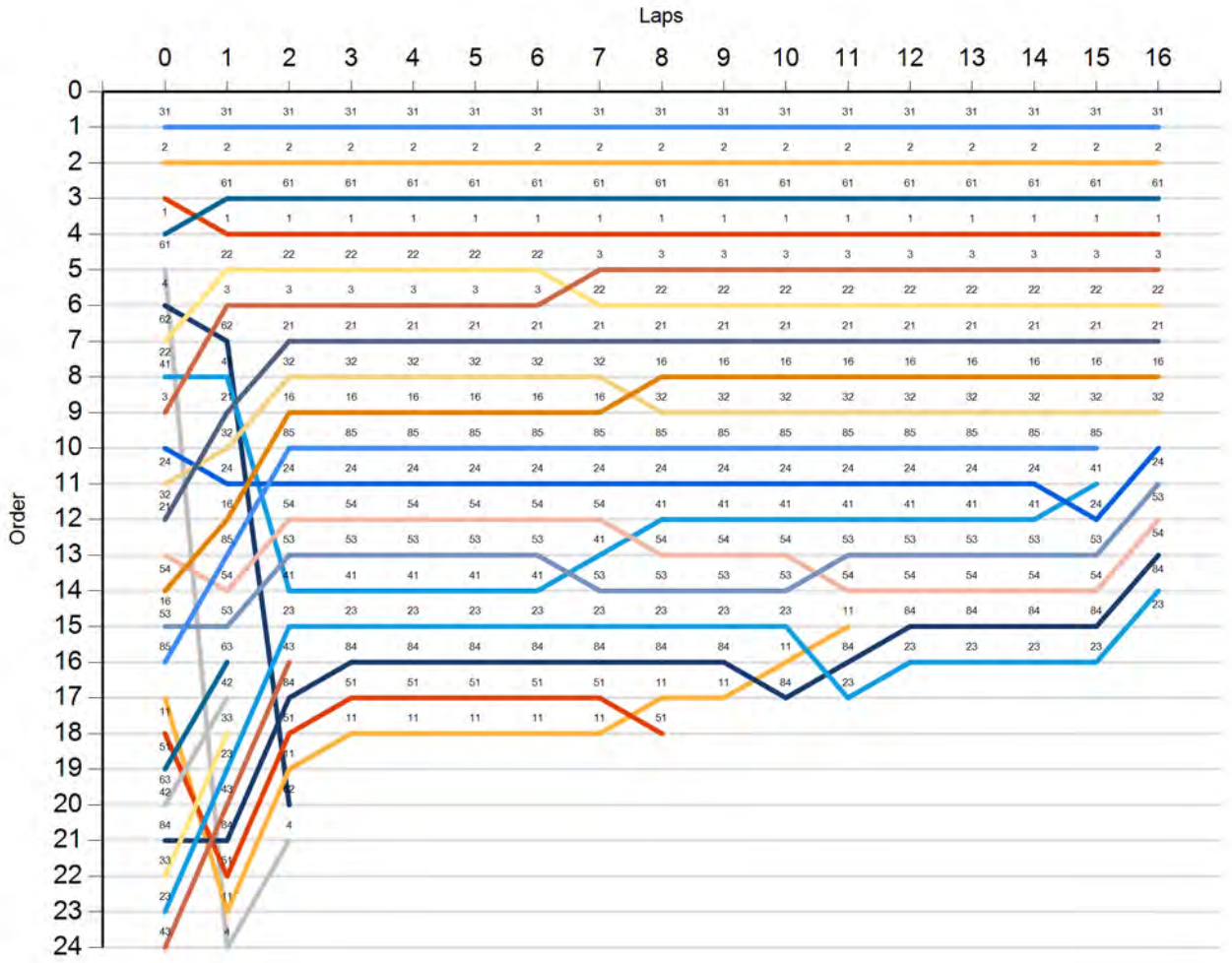


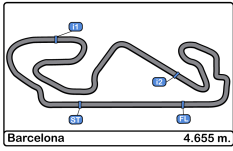


Circuit de Barcelona
 Formula Renault Eurocup
 Race - 1
 Graphic Lap Chart



- 31
- 2
- 1
- 61
- 4
- 62
- 22
- 41
- 3
- 24
- 32
- 21
- 54
- 16
- 53
- 85
- 11
- 51
- 63
- 42
- 84
- 33
- 23
- 43





Circuit de Barcelona
 Formula Renault Eurocup
 Race - 1
 Pit Stop Analysis

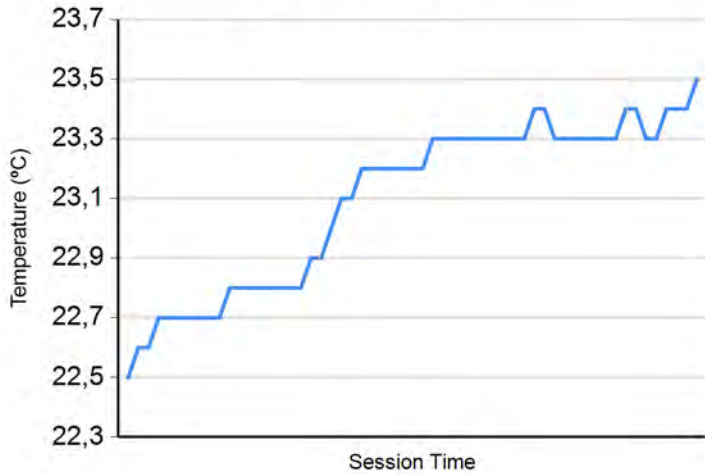


Nº	In Day	Time	Driver	Nat	Competitor	Nat	In Time	Stop Nº	Pit Time	Handicap	Penalty
----	--------	------	--------	-----	------------	-----	---------	---------	----------	----------	---------

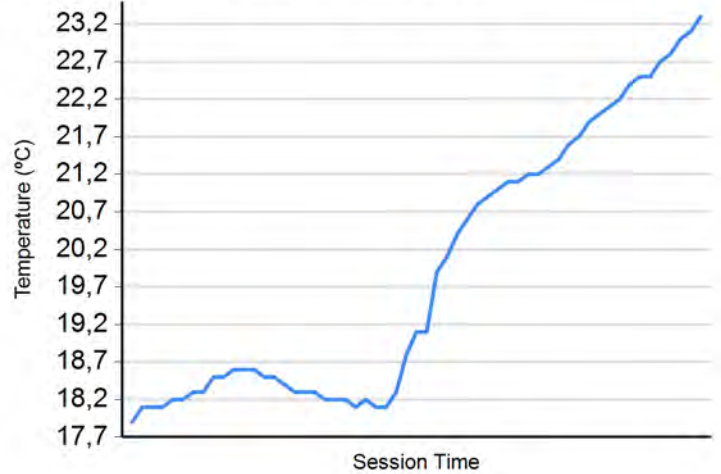




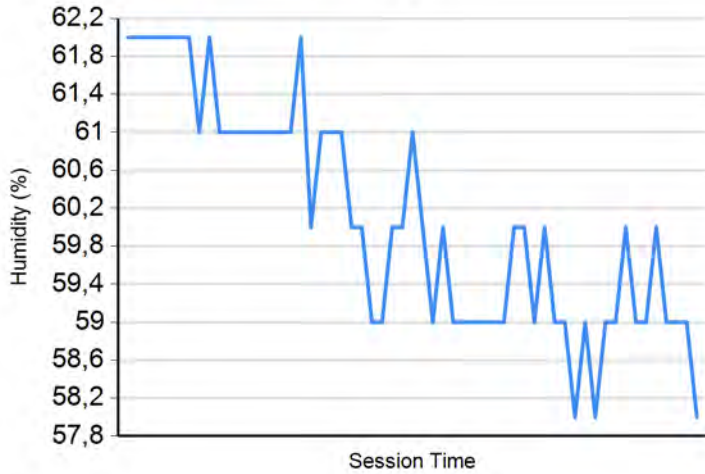
Air Temperature



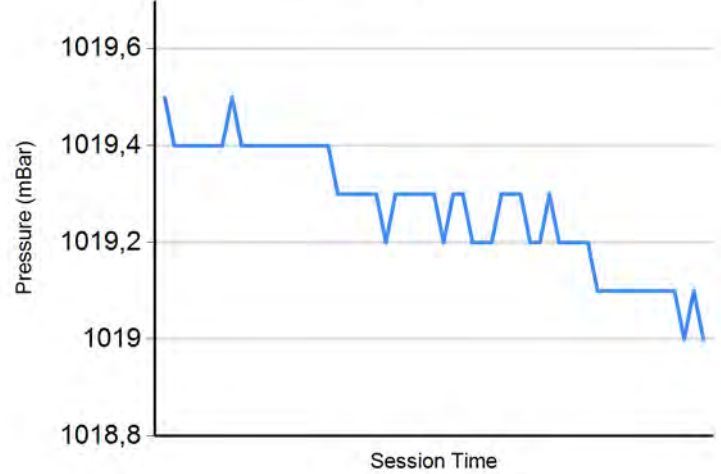
Track Temperature



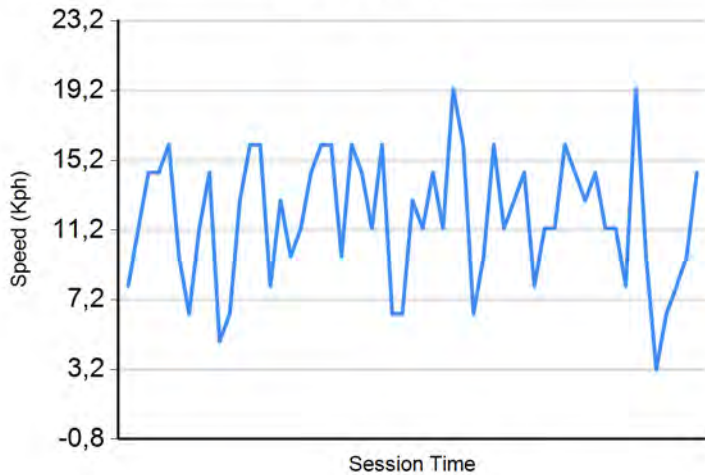
Humidity



Pressure

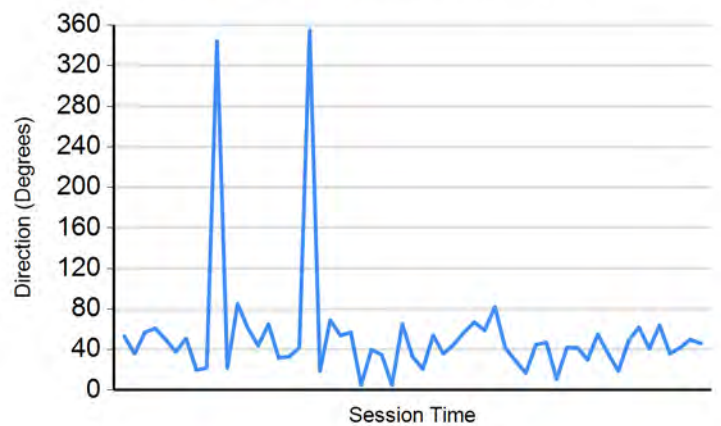


Wind Speed



Wind direction

North = 0°/360° Est = 90° South = 180° West = 270°





Circuit de Barcelona
Formula Renault Eurocup
Race - 1
Final Results



Cls	Nº	Driver	Nat	Competitor	Nat	Rookie	Cls	Laps	Total Time	Gap	Interval	Km/h	Best	Time	Km/h
1	31	Christian Lundgaard	DEN	MP MOTORSPORT	NED	R	1	16	31:46.770			140.6	9	1:43.555	161.8
2	2	Logan Sargeant	USA	R-ACE GP	FRA	R	2	16	31:50.677	3.907	3.907	140.3	9	1:43.767	161.4
3	61	Lorenzo Colombo	ITA	JD MOTORSPORT	ITA	R	3	16	31:51.601	4.831	0.924	140.2	10	1:43.841	161.3
4	1	Max Fewtrell	GBR	R-ACE GP	FRA			16	31:52.021	5.251	0.420	140.2	13	1:43.823	161.4
5	3	Charles Milesi	FRA	R-ACE GP	FRA	R	4	16	31:54.333	7.563	2.312	140.0	11	1:44.188	160.8
6	22	Alexander Smolyar	RUS	TECH 1 RACING	FRA	R	5	16	31:55.395	8.625	1.062	139.9	16	1:44.118	160.9
7	21	Neil Verhagen	USA	TECH 1 RACING	FRA			16	32:00.180	13.410	4.785	139.6	9	1:44.340	160.6
8	16	Yifei Ye	CHN	JOSEF KAUFMANN RACING	GER			16	32:04.367	17.597	4.187	139.3	12	1:43.815	161.4
9	32	Alex Peroni	AUS	MP MOTORSPORT	NED			16	32:04.735	17.965	0.368	139.3	10	1:44.376	160.5
10	24	Frank Bird	GBR	TECH 1 RACING	FRA			16	32:05.390	18.620	0.655	139.2	9	1:44.748	159.9
11	53	Eliseo Martinez	ESP	AVF BY ADRIAN VALLES	ESP	R	6	16	32:06.155	19.385	0.765	139.2	13	1:44.520	160.3
12	54	Christian Munoz	COL	AVF BY ADRIAN VALLES	ESP	R	7	16	32:09.960	23.190	3.805	138.9	9	1:45.273	159.1
13	84	Vladimir Tziortzis	RUS	FORTEC MOTORSPORTS	GBR	R	8	16	32:10.753	23.983	0.793	138.8	14	1:44.882	159.7
14	23	Thomas Neubauer	FRA	TECH 1 RACING	FRA			16	32:20.974	34.204	10.221	138.1	10	1:45.198	159.2
15	85	Raúl Guzman	MEX	FORTEC MOTORSPORTS	GBR			15	30:19.225	1 Lap	1 Lap	138.1	10	1:44.330	160.6
16	41	Oscar Piastrì	AUS	ARDEN	GBR	R	9	15	30:19.439	1 Lap	0.214	138.1	9	1:44.603	160.2
Not classified: (Requirements: 90% of number laps of leader = 15 Laps)															
11	Clément Novalak	GBR	JOSEF KAUFMANN RACING	GER	R	10	11	23:22.445	5 Laps	4 Laps	131.4	10	1:44.968	159.6	
51	Axel Matus	MEX	AVF BY ADRIAN VALLES	ESP			8	18:12.634	8 Laps	3 Laps	122.6	7	1:46.369	157.5	
43	Sami Taoufik	MAR	ARDEN	GBR	R	11	2	3:48.477	14 Laps	6 Laps	146.6	2	1:50.738	151.3	
62	Thomas Maxwell	AUS	JD MOTORSPORT	ITA			2	4:08.943	14 Laps	20.466	134.6	1	1:52.499	148.9	
4	Victor Martins	FRA	R-ACE GP	FRA	R	12	2	19:08.757	14 Laps	14:59.81	29.1	2	2:07.344	131.5	
63	Najiy Razak	MAS	JD MOTORSPORT	ITA			1	1:56.116	15 Laps	1 Lap	144.3	1	1:56.116	144.3	
42	Nikita Volegov	RUS	ARDEN	GBR	R	13	1	1:56.221	15 Laps	0.105	144.1	1	1:56.221	144.1	
33	Freek Schothorst	NED	MP MOTORSPORT	NED	R	14	1	1:56.408	15 Laps	0.187	143.9	1	1:56.408	143.9	

Fastest lap Christian Lundgaard in 1:43.555 at 161.8 Km/h in lap 9

Published at:.....

Track Temp: **22.0 °C** Air Temp: **23.3 °C** Humidity: **58 %** Track Status: **DRY**

Stewards:	Race Director:	Timekeeper:
------------------	-----------------------	------------------------





Circuit de Barcelona
Formula Renault Eurocup
Qualifying - 2 Group B
Provisional Results



Cls	Nº	Driver	Nat	Competitor	Nat	Rookie	Cls	Laps	Best	Time	Gap	Interval	Km/h
1	2	Logan Sargeant	USA	R-ACE GP	FRA	R	1	7	6	1:42.094			164.1
2	61	Lorenzo Colombo	ITA	JD MOTORSPORT	ITA	R	2	8	5	1:42.372	0.278	0.278	163.6
3	62	Thomas Maxwell	AUS	JD MOTORSPORT	ITA			8	6	1:42.525	0.431	0.153	163.4
4	21	Neil Verhagen	USA	TECH 1 RACING	FRA			7	6	1:42.546	0.452	0.021	163.4
5	16	Yifei Ye	CHN	JOSEF KAUFMANN RACING	GER			8	7	1:42.646	0.552	0.100	163.2
6	41	Oscar Piastrì	AUS	ARDEN	GBR	R	3	8	5	1:42.673	0.579	0.027	163.2
7	24	Frank Bird	GBR	TECH 1 RACING	FRA			6	5	1:42.858	0.764	0.185	162.9
8	84	Vladimir Tziortzis	RUS	FORTEC MOTORSPORTS	GBR	R	4	7	4	1:42.868	0.774	0.010	162.9
9	85	Raúl Guzman	MEX	FORTEC MOTORSPORTS	GBR			7	6	1:43.158	1.064	0.290	162.4
10	63	Najiy Razak	MAS	JD MOTORSPORT	ITA			8	7	1:43.327	1.233	0.169	162.1
11	43	Sami Taoufik	MAR	ARDEN	GBR	R	5	8	6	1:43.346	1.252	0.019	162.1
12	42	Nikita Volegov	RUS	ARDEN	GBR	R	6	8	7	1:43.384	1.290	0.038	162.0

Published at:.....

Track Temp: **16.0 °C** Air Temp: **17.2 °C** Humidity: **82 %** Track Status: **DRY**

Stewards:

Race Director:

Timekeeper:





Circuit de Barcelona
 Formula Renault Eurocup
 Qualifying - 2 Group B
 Provisional Results by Class



Cls	Nº	Driver	Nat	Competitor	Nat	Rookie	Laps	Best	Time	Gap	Interval	Km/h
1	62	Thomas Maxwell	AUS	JD MOTORSPORT	ITA		8	6	1:42.525			163.4
2	21	Neil Verhagen	USA	TECH 1 RACING	FRA		7	6	1:42.546	0.021	0.021	163.4
3	16	Yifei Ye	CHN	JOSEF KAUFMANN RACING	GER		8	7	1:42.646	0.121	0.100	163.2
4	24	Frank Bird	GBR	TECH 1 RACING	FRA		6	5	1:42.858	0.333	0.212	162.9
5	85	Raúl Guzman	MEX	FORTEC MOTORSPORTS	GBR		7	6	1:43.158	0.633	0.300	162.4
6	63	Najiy Razak	MAS	JD MOTORSPORT	ITA		8	7	1:43.327	0.802	0.169	162.1
Rookie												
1	2	Logan Sargeant	USA	R-ACE GP	FRA	R	7	6	1:42.094			164.1
2	61	Lorenzo Colombo	ITA	JD MOTORSPORT	ITA	R	8	5	1:42.372	0.278	0.278	163.6
3	41	Oscar Piastrì	AUS	ARDEN	GBR	R	8	5	1:42.673	0.579	0.301	163.2
4	84	Vladimir Tziortzis	RUS	FORTEC MOTORSPORTS	GBR	R	7	4	1:42.868	0.774	0.195	162.9
5	43	Sami Taoufik	MAR	ARDEN	GBR	R	8	6	1:43.346	1.252	0.478	162.1
6	42	Nikita Volegov	RUS	ARDEN	GBR	R	8	7	1:43.384	1.290	0.038	162.0

Published at:.....

Track Temp: 16.0 °C Air Temp: 17.2 °C Humidity: 82 % Track DRY

Stewards:

Race Director:

Timekeeper:





Circuit de Barcelona
 Formula Renault Eurocup
 Qualifying - 2 Group B
 Lap Analysis



84

Vladimir Tziortzis

R

FORTEC MOTORSPORTS

Lap	D	Time	Sector 1	Sector 2	Sector 3	T. Spd	Elapsed
1		11:07:20.456	11:05:42.831	52.698	44.927	136.3	11:07:20.456
2		1:54.808	31.705	44.806	38.297	218.6	11:09:15.264
3		1:43.292	30.067	39.721	33.504	232.7	11:10:58.556
4		1:42.868	29.859	39.575	33.434	234.2	11:12:41.424
5		1:43.717	29.757	40.206	33.754	234.2	11:14:25.141
6		1:43.393	29.805	39.793	33.795	234.7	11:16:08.534
7		2:09.301 P	34.248	45.095	49.958	225.0	11:18:17.835

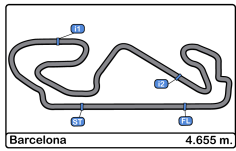
85

Raúl Guzman

FORTEC MOTORSPORTS

Lap	D	Time	Sector 1	Sector 2	Sector 3	T. Spd	Elapsed
1		11:07:13.649	11:05:49.206	45.526	38.917	168.4	11:07:13.649
2		1:56.053	33.547	43.715	38.791	227.3	11:09:09.702
3		1:43.761	30.122	39.724	33.915	231.2	11:10:53.463
4		1:43.175	29.874	39.639	33.662	231.7	11:12:36.638
5		1:43.273	29.969	39.705	33.599	232.7	11:14:19.911
6		1:43.158	29.848	39.694	33.616	233.2	11:16:03.069
7		2:10.763 P	35.026	47.512	48.225	223.6	11:18:13.832





Circuit de Barcelona
Formula Renault Eurocup
Qualifying - 2 Group B
Best Sectors Results



Sector - 1			Sector - 2			Sector - 3			Ideal Lap vs Best Lap						
Clas	Nº	Driver	Time	Nº	Driver	Time	Nº	Driver	Time	Clas	Nº	Driver	Ideal Lap	Best Lap	Clas
1	16	Yifei Ye	29.565	2	Logan Sargeant	39.290	2	Logan Sargeant	33.216	1	2	Logan Sargeant	1:42.094	1:42.094	1
2	61	Lorenzo Colombo	29.577	61	Lorenzo Colombo	39.365	21	Neil Verhagen	33.285	2	61	Lorenzo Colombo	1:42.350	1:42.372	2
3	2	Logan Sargeant	29.588	21	Neil Verhagen	39.397	61	Lorenzo Colombo	33.408	3	21	Neil Verhagen	1:42.361	1:42.546	4
4	62	Thomas Maxwell	29.602	62	Thomas Maxwell	39.409	16	Yifei Ye	33.426	4	62	Thomas Maxwell	1:42.471	1:42.525	3
5	41	Oscar Piastri	29.616	24	Frank Bird	39.529	84	Vladimir Tziortzis	33.434	5	16	Yifei Ye	1:42.541	1:42.646	5
6	63	Najiy Razak	29.627	16	Yifei Ye	39.550	62	Thomas Maxwell	33.460	6	41	Oscar Piastri	1:42.651	1:42.673	6
7	21	Neil Verhagen	29.679	41	Oscar Piastri	39.555	41	Oscar Piastri	33.480	7	24	Frank Bird	1:42.763	1:42.858	7
8	24	Frank Bird	29.736	84	Vladimir Tziortzis	39.575	24	Frank Bird	33.498	8	84	Vladimir Tziortzis	1:42.766	1:42.868	8
9	84	Vladimir Tziortzis	29.757	85	Raúl Guzman	39.639	43	Sami Taoufik	33.535	9	63	Najiy Razak	1:43.069	1:43.327	10
10	42	Nikita Volegov	29.777	63	Najiy Razak	39.702	85	Raúl Guzman	33.599	10	85	Raúl Guzman	1:43.086	1:43.158	9
11	43	Sami Taoufik	29.832	42	Nikita Volegov	39.782	42	Nikita Volegov	33.706	11	42	Nikita Volegov	1:43.265	1:43.384	12
12	85	Raúl Guzman	29.848	43	Sami Taoufik	39.944	63	Najiy Razak	33.740	12	43	Sami Taoufik	1:43.311	1:43.346	11





Circuit de Barcelona
Formula Renault Eurocup
Qualifying - 2 Group B
Best 5 Lap Times



Cls	Nº	Driver	Nat	Competitor	Nat	Rookie	Cls	Best 1		Best 2		Best 3		Best 4		Best 5	
								Time	Lap	Time	Lap	Time	Lap	Time	Lap	Time	Lap
1	2	Logan Sargeant	USA	R-ACE GP	FRA	R	1	1:42.094	6	1:42.285	4	1:42.791	3	1:47.487	2	1:53.385	5
2	61	Lorenzo Colombo	ITA	JD MOTORSPORT	ITA	R	2	1:42.372	5	1:42.379	7	1:42.891	4	1:44.530	6	1:46.643	3
3	62	Thomas Maxwell	AUS	JD MOTORSPORT	ITA			1:42.525	6	1:42.760	5	1:43.010	4	1:43.116	7	1:49.434	2
4	21	Neil Verhagen	USA	TECH 1 RACING	FRA			1:42.546	6	1:42.562	5	1:42.783	4	1:42.899	3	1:55.717	2
5	16	Yifei Ye	CHN	JOSEF KAUFMANN RACING	GER			1:42.646	7	1:42.784	5	1:42.811	6	1:43.224	4	1:43.658	3
6	41	Oscar Piastrri	AUS	ARDEN	GBR	R	3	1:42.673	5	1:42.709	7	1:42.906	4	1:43.452	3	1:48.219	6
7	24	Frank Bird	GBR	TECH 1 RACING	FRA			1:42.858	5	1:42.877	4	1:43.403	3	1:57.758	6	1:58.516	2
8	84	Vladimir Tziortzis	RUS	FORTEC MOTORSPORTS	GBR	R	4	1:42.868	4	1:43.292	3	1:43.393	6	1:43.717	5	1:54.808	2
9	85	Raúl Guzman	MEX	FORTEC MOTORSPORTS	GBR			1:43.158	6	1:43.175	4	1:43.273	5	1:43.761	3	1:56.053	2
10	63	Najiy Razak	MAS	JD MOTORSPORT	ITA			1:43.327	7	1:43.357	6	1:43.536	5	1:44.089	4	1:45.894	3
11	43	Sami Taoufik	MAR	ARDEN	GBR	R	5	1:43.346	6	1:43.415	7	1:43.621	4	1:44.226	5	1:44.435	3
12	42	Nikita Volegov	RUS	ARDEN	GBR	R	6	1:43.384	7	1:43.449	5	1:43.579	4	1:48.687	3	1:58.275	6





Circuit de Barcelona
 Formula Renault Eurocup
 Qualifying - 2 Group B
 Best 5 Top Speeds



Cls	Nº	Driver	Nat	Competitor	Nat	Rookie	Cls	Top 1		Top 2		Top 3		Top 4		Top 5		Avg
								Km/h	Lap	Km/h	Lap	Km/h	Lap	Km/h	Lap	Km/h	Lap	
1	16	Yifei Ye	CHN	JOSEF KAUFMANN RACING	GER			237.8	7	237.3	8	236.8	5	236.3	6	235.8	4	236.8
2	62	Thomas Maxwell	AUS	JD MOTORSPORT	ITA			237.8	7	236.8	3	236.8	5	236.3	4	236.3	6	236.8
3	63	Najiy Razak	MAS	JD MOTORSPORT	ITA			237.8	5	237.8	6	237.8	7	237.3	8	236.8	4	237.5
4	41	Oscar Piastrì	AUS	ARDEN	GBR	R	1	237.3	5	235.8	6	235.8	7	234.7	3	234.7	4	235.7
5	61	Lorenzo Colombo	ITA	JD MOTORSPORT	ITA	R	2	237.3	6	236.8	5	235.8	4	235.8	7	233.7	3	235.9
6	2	Logan Sargeant	USA	R-ACE GP	FRA	R	3	236.8	5	236.8	6	236.3	4	235.2	3	229.7	2	235.0
7	42	Nikita Volegov	RUS	ARDEN	GBR	R	4	236.8	6	235.2	4	235.2	5	234.7	7	234.2	3	235.2
8	43	Sami Taoufik	MAR	ARDEN	GBR	R	5	236.3	5	235.2	4	235.2	6	235.2	7	234.7	3	235.3
9	84	Vladimir Tziortzis	RUS	FORTEC MOTORSPORTS	GBR	R	6	234.7	6	234.2	4	234.2	5	232.7	3	225.0	7	232.2
10	21	Neil Verhagen	USA	TECH 1 RACING	FRA			234.2	6	234.2	7	232.7	4	232.2	5	231.7	3	233.0
11	85	Raúl Guzman	MEX	FORTEC MOTORSPORTS	GBR			233.2	6	232.7	5	231.7	4	231.2	3	227.3	2	231.2
12	24	Frank Bird	GBR	TECH 1 RACING	FRA			231.7	4	231.7	5	231.7	6	230.2	3	213.4	2	227.7





Circuit de Barcelona
Formula Renault Eurocup
Qualifying - 2 Group B
Fastest Laps Sequence



Lap	Time of Day	Session Time	Nº	Driver	Nat	Competitor	Nat	Rookie	Time	Km/h
2	11:06:47.779	6:47.779	16	Yifei Ye	CHN	JOSEF KAUFMANN RACING	GER		4:34.455	61.0
2	11:06:57.401	6:57.401	43	Sami Taoufik	MAR	ARDEN	GBR	R	1:46.417	157.4
3	11:08:31.437	8:31.437	16	Yifei Ye	CHN	JOSEF KAUFMANN RACING	GER		1:43.658	161.6
3	11:09:28.553	9:28.553	41	Oscar Piastri	AUS	ARDEN	GBR	R	1:43.452	161.9
4	11:10:14.661	10:14.661	16	Yifei Ye	CHN	JOSEF KAUFMANN RACING	GER		1:43.224	162.3
3	11:10:22.779	10:22.779	2	Logan Sargeant	USA	R-ACE GP	FRA	R	1:42.791	163.0
5	11:11:57.445	11:57.445	16	Yifei Ye	CHN	JOSEF KAUFMANN RACING	GER		1:42.784	163.0
4	11:12:05.064	12:05.064	2	Logan Sargeant	USA	R-ACE GP	FRA	R	1:42.285	163.8
6	11:15:40.543	15:40.543	2	Logan Sargeant	USA	R-ACE GP	FRA	R	1:42.094	164.1



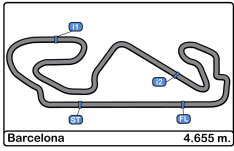


Circuit de Barcelona
Formula Renault Eurocup
Qualifying - 2 Group B
Event Best Maximum Speed

FORMULA
RENAULT
EUROCUP

Nº	Driver	Nat	Competitor	Nat	Rookie	Km/h	Session
41	Oscar Piastrì	AUS	ARDEN	GBR	R	248.8	Race - 1
16	Yifei Ye	CHN	JOSEF KAUFMANN RACING	GER		247.1	Race - 1
63	Najiy Razak	MAS	JD MOTORSPORT	ITA		244.3	Collective test 2
33	Freek Schothorst	NED	MP MOTORSPORT	NED	R	243.7	Race - 1
11	Clément Novalak	GBR	JOSEF KAUFMANN RACING	GER	R	243.7	Race - 1
1	Max Fewtrell	GBR	R-ACE GP	FRA		243.7	Race - 1
23	Thomas Neubauer	FRA	TECH 1 RACING	FRA		243.2	Race - 1
85	Raúl Guzman	MEX	FORTEC MOTORSPORTS	GBR		243.2	Race - 1
62	Thomas Maxwell	AUS	JD MOTORSPORT	ITA		242.6	Collective test 2
24	Frank Bird	GBR	TECH 1 RACING	FRA		242.6	Race - 1
3	Charles Milesi	FRA	R-ACE GP	FRA	R	242.6	Race - 1
61	Lorenzo Colombo	ITA	JD MOTORSPORT	ITA	R	242.1	Race - 1
32	Alex Peroni	AUS	MP MOTORSPORT	NED		242.1	Race - 1
42	Nikita Volegov	RUS	ARDEN	GBR	R	241.6	Collective test 1
84	Vladimir Tziortzis	RUS	FORTEC MOTORSPORTS	GBR	R	241.6	Race - 1
22	Alexander Smolyar	RUS	TECH 1 RACING	FRA	R	241.0	Collective test 1
43	Sami Taoufik	MAR	ARDEN	GBR	R	241.0	Collective test 2
21	Neil Verhagen	USA	TECH 1 RACING	FRA		241.0	Race - 1
2	Logan Sargeant	USA	R-ACE GP	FRA	R	241.0	Race - 1
4	Victor Martins	FRA	R-ACE GP	FRA	R	240.5	Collective test 2
31	Christian Lundgaard	DEN	MP MOTORSPORT	NED	R	240.5	Collective test 2
54	Christian Munoz	COL	AVF BY ADRIAN VALLES	ESP	R	238.9	Race - 1
51	Axel Matus	MEX	AVF BY ADRIAN VALLES	ESP		238.4	Collective test 1
53	Eliseo Martinez	ESP	AVF BY ADRIAN VALLES	ESP	R	238.4	Race - 1





Circuit de Barcelona
 Formula Renault Eurocup
 Qualifying - 2 Group B
 Pit Stop Analysis



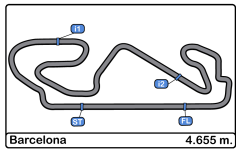
16

Yifei Ye

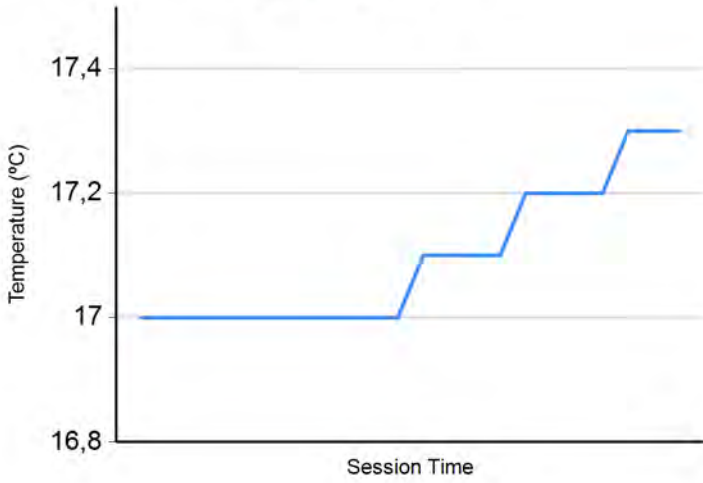
JOSEF KAUFMANN RACING

Nr.	In Day Time	In Time	Out Time	Pit Time	T. Pit Time	Handicap	Penalty
1	11:02:10.840	11:02:10.840	11:04:59.522	2:48.682	2:48.682		

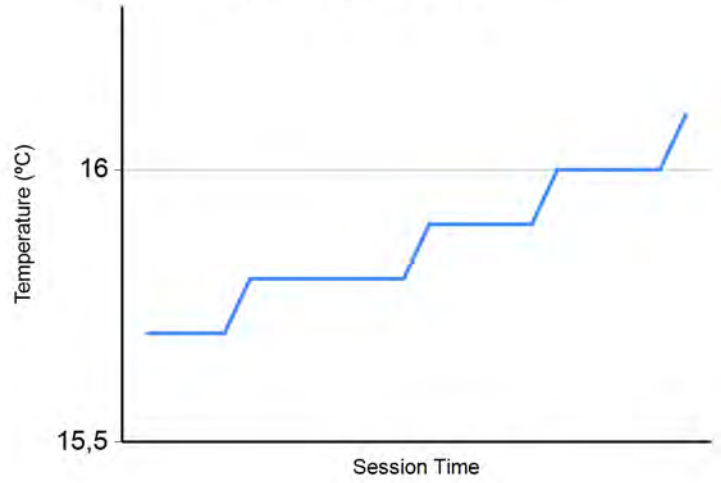




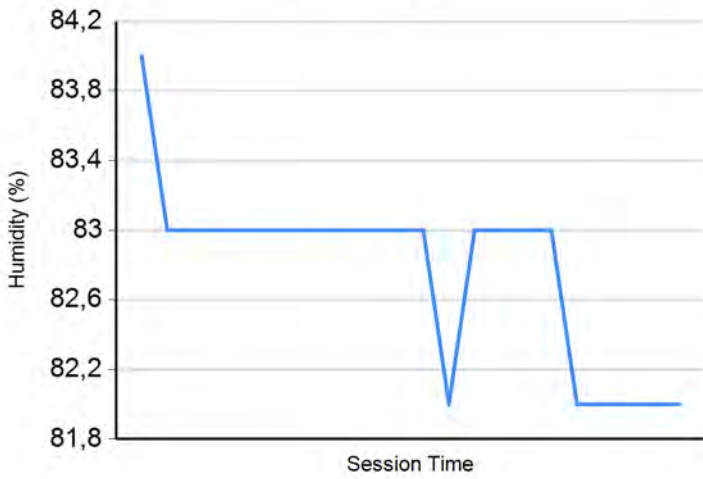
Air Temperature



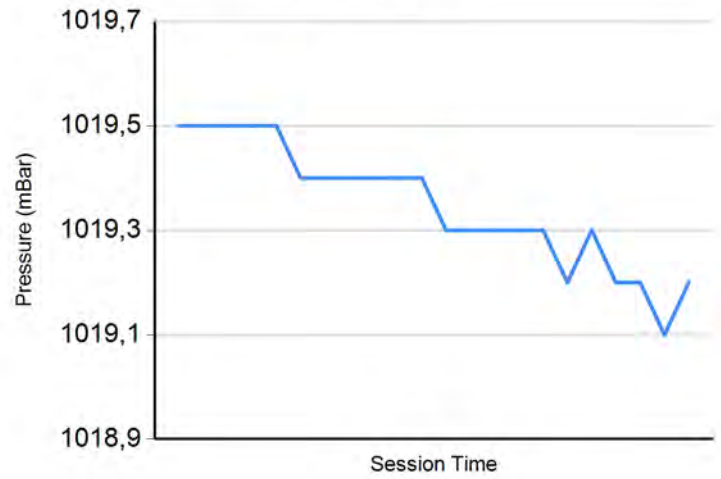
Track Temperature



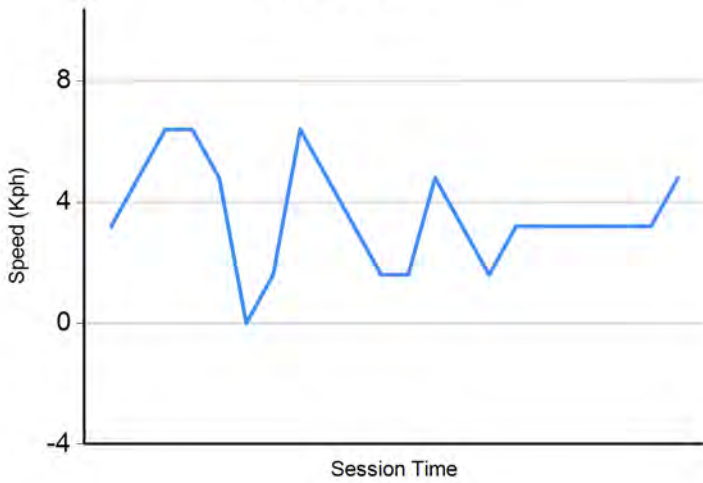
Humidity



Pressure

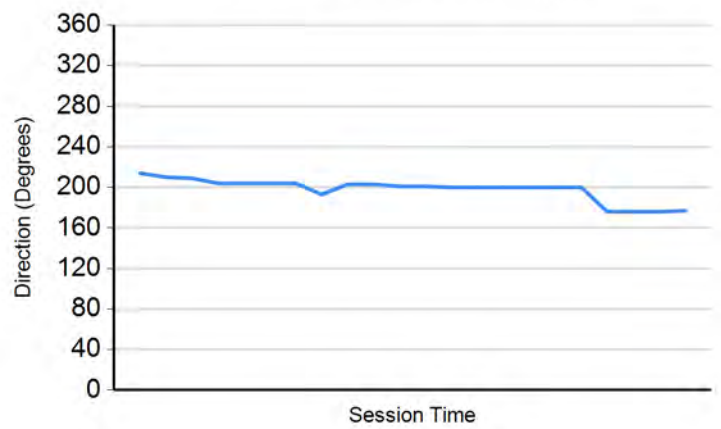


Wind Speed



Wind direction

North = 0°/360° Est = 90° South = 180° West = 270°





Circuit de Barcelona
Formula Renault Eurocup
Qualifying - 2 Group B
Final Results



Cls	Nº	Driver	Nat	Competitor	Nat	Rookie	Cls	Laps	Best	Time	Gap	Interval	Km/h
1	2	Logan Sargeant	USA	R-ACE GP	FRA	R	1	7	6	1:42.094			164.1
2	61	Lorenzo Colombo	ITA	JD MOTORSPORT	ITA	R	2	8	5	1:42.372	0.278	0.278	163.6
3	62	Thomas Maxwell	AUS	JD MOTORSPORT	ITA			8	6	1:42.525	0.431	0.153	163.4
4	21	Neil Verhagen	USA	TECH 1 RACING	FRA			7	6	1:42.546	0.452	0.021	163.4
5	16	Yifei Ye	CHN	JOSEF KAUFMANN RACING	GER			8	7	1:42.646	0.552	0.100	163.2
6	41	Oscar Piastrì	AUS	ARDEN	GBR	R	3	8	5	1:42.673	0.579	0.027	163.2
7	24	Frank Bird	GBR	TECH 1 RACING	FRA			6	5	1:42.858	0.764	0.185	162.9
8	84	Vladimir Tziortzis	RUS	FORTEC MOTORSPORTS	GBR	R	4	7	4	1:42.868	0.774	0.010	162.9
9	85	Raúl Guzman	MEX	FORTEC MOTORSPORTS	GBR			7	6	1:43.158	1.064	0.290	162.4
10	63	Najiy Razak	MAS	JD MOTORSPORT	ITA			8	7	1:43.327	1.233	0.169	162.1
11	43	Sami Taoufik	MAR	ARDEN	GBR	R	5	8	6	1:43.346	1.252	0.019	162.1
12	42	Nikita Volegov	RUS	ARDEN	GBR	R	6	8	7	1:43.384	1.290	0.038	162.0

Published at:.....

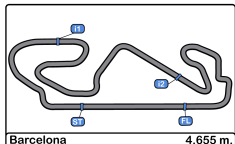
Track Temp: **16.0 °C** Air Temp: **17.2 °C** Humidity: **82 %** Track Status: **DRY**

Stewards:

Race Director:

Timekeeper:





Circuit de Barcelona
 Formula Renault Eurocup
 Qualifying - 2 Group A
 Provisional Results



Cls	Nº	Driver	Nat	Competitor	Nat	Rookie	Cls	Laps	Best	Time	Gap	Interval	Km/h
1	4	Victor Martins	FRA	R-ACE GP	FRA	R	1	8	7	1:41.864			164.5
2	1	Max Fewtrell	GBR	R-ACE GP	FRA			6	6	1:41.968	0.104	0.104	164.3
3	31	Christian Lundgaard	DEN	MP MOTORSPORT	NED	R	2	6	6	1:42.028	0.164	0.060	164.2
4	53	Eliseo Martinez	ESP	AVF BY ADRIAN VALLES	ESP	R	3	6	6	1:42.292	0.428	0.264	163.8
5	3	Charles Milesi	FRA	R-ACE GP	FRA	R	4	5	5	1:42.300	0.436	0.008	163.8
6	22	Alexander Smolyar	RUS	TECH 1 RACING	FRA	R	5	6	4	1:42.385	0.521	0.085	163.6
7	11	Clément Novalak	GBR	JOSEF KAUFMANN RACING	GER	R	6	7	5	1:42.435	0.571	0.050	163.5
8	32	Alex Peroni	AUS	MP MOTORSPORT	NED			6	4	1:42.698	0.834	0.263	163.1
9	33	Freek Schothorst	NED	MP MOTORSPORT	NED	R	7	7	5	1:42.832	0.968	0.134	162.9
10	23	Thomas Neubauer	FRA	TECH 1 RACING	FRA			6	5	1:42.881	1.017	0.049	162.8
11	51	Axel Matus	MEX	AVF BY ADRIAN VALLES	ESP			6	6	1:43.059	1.195	0.178	162.6
12	54	Christian Munoz	COL	AVF BY ADRIAN VALLES	ESP	R	8	5	5	1:43.731	1.867	0.672	161.5

Published at:.....

Track Temp: 16.4 °C Air Temp: 17.9 °C Humidity: 81 % Track Status: DRY

Stewards:

Race Director:

Timekeeper:





Circuit de Barcelona
 Formula Renault Eurocup
 Qualifying - 2 Group A
 Provisional Results by Class



Cls	Nº	Driver	Nat	Competitor	Nat	Rookie	Laps	Best	Time	Gap	Interval	Km/h
1	1	Max Fewtrell	GBR	R-ACE GP	FRA		6	6	1:41.968			164.3
2	32	Alex Peroni	AUS	MP MOTORSPORT	NED		6	4	1:42.698	0.730	0.730	163.1
3	23	Thomas Neubauer	FRA	TECH 1 RACING	FRA		6	5	1:42.881	0.913	0.183	162.8
4	51	Axel Matus	MEX	AVF BY ADRIAN VALLES	ESP		6	6	1:43.059	1.091	0.178	162.6
Rookie												
1	4	Victor Martins	FRA	R-ACE GP	FRA	R	8	7	1:41.864			164.5
2	31	Christian Lundgaard	DEN	MP MOTORSPORT	NED	R	6	6	1:42.028	0.164	0.164	164.2
3	53	Eliseo Martinez	ESP	AVF BY ADRIAN VALLES	ESP	R	6	6	1:42.292	0.428	0.264	163.8
4	3	Charles Milesi	FRA	R-ACE GP	FRA	R	5	5	1:42.300	0.436	0.008	163.8
5	22	Alexander Smolyar	RUS	TECH 1 RACING	FRA	R	6	4	1:42.385	0.521	0.085	163.6
6	11	Clément Novalak	GBR	JOSEF KAUFMANN RACING	GER	R	7	5	1:42.435	0.571	0.050	163.5
7	33	Freek Schothorst	NED	MP MOTORSPORT	NED	R	7	5	1:42.832	0.968	0.397	162.9
8	54	Christian Munoz	COL	AVF BY ADRIAN VALLES	ESP	R	5	5	1:43.731	1.867	0.899	161.5

Published at:.....

Track Temp: 16.4 °C Air Temp: 17.9 °C Humidity: 81 % Track DRY

Stewards:

Race Director:

Timekeeper:





Circuit de Barcelona
 Formula Renault Eurocup
 Qualifying - 2 Group A
 Lap Analysis



53

Eliseo Martinez

R

AVF BY ADRIAN VALLES

Lap	D	Time	Sector 1	Sector 2	Sector 3	T. Spd	Elapsed
1		11:27:01.979	11:25:38.302	45.648	38.029	139.5	11:27:01.979
2		1:52.705	32.644	42.388	37.673	218.6	11:28:54.684
3		1:43.023	29.883	39.630	33.510	234.2	11:30:37.707
4		1:42.496	29.587	39.501	33.408	236.3	11:32:20.203
5		1:48.468	29.710	43.841	34.917	236.3	11:34:08.671
6		1:42.292	29.596	39.450	33.246	235.2	11:35:50.963
7			33.472	47.176		197.4	

54

Christian Munoz

R

AVF BY ADRIAN VALLES

Lap	D	Time	Sector 1	Sector 2	Sector 3	T. Spd	Elapsed
1		11:27:02.893	11:25:39.231	45.527	38.135	144.0	11:27:02.893
2		1:52.994	32.559	42.416	38.019	220.8	11:28:55.887
3		1:43.781	29.954	40.061	33.766	235.2	11:30:39.668
4		1:48.484	29.703	44.725	34.056	235.8	11:32:28.152
5		1:43.731	29.980	40.113	33.638	235.8	11:34:11.883
6			29.656	41.038		238.4	





Circuit de Barcelona
Formula Renault Eurocup
Qualifying - 2 Group A
Best Sectors Results



Sector - 1			Sector - 2			Sector - 3			Ideal Lap vs Best Lap						
Clas	Nº	Driver	Time	Nº	Driver	Time	Nº	Driver	Time	Clas	Nº	Driver	Ideal Lap	Best Lap	Clas
1	4	Victor Martins	29.387	31	Christian Lundgaard	39.195	1	Max Fewtrell	33.101	1	4	Victor Martins	1:41.823	1:41.864	1
2	31	Christian Lundgaard	29.447	4	Victor Martins	39.216	4	Victor Martins	33.220	2	1	Max Fewtrell	1:41.924	1:41.968	2
3	11	Clément Novalak	29.518	1	Max Fewtrell	39.256	53	Eliseo Martinez	33.246	3	31	Christian Lundgaard	1:41.955	1:42.028	3
4	1	Max Fewtrell	29.567	22	Alexander Smolyar	39.270	3	Charles Milesi	33.283	4	22	Alexander Smolyar	1:42.219	1:42.385	6
5	22	Alexander Smolyar	29.574	3	Charles Milesi	39.424	31	Christian Lundgaard	33.313	5	53	Eliseo Martinez	1:42.283	1:42.292	4
6	53	Eliseo Martinez	29.587	23	Thomas Neubauer	39.431	22	Alexander Smolyar	33.375	6	3	Charles Milesi	1:42.300	1:42.300	5
7	3	Charles Milesi	29.593	11	Clément Novalak	39.441	11	Clément Novalak	33.384	7	11	Clément Novalak	1:42.343	1:42.435	7
8	32	Alex Peroni	29.629	53	Eliseo Martinez	39.450	33	Freek Schothorst	33.417	8	32	Alex Peroni	1:42.514	1:42.698	8
9	23	Thomas Neubauer	29.652	32	Alex Peroni	39.466	32	Alex Peroni	33.419	9	33	Freek Schothorst	1:42.602	1:42.832	9
10	54	Christian Munoz	29.656	33	Freek Schothorst	39.474	51	Axel Matus	33.489	10	23	Thomas Neubauer	1:42.691	1:42.881	10
11	33	Freek Schothorst	29.711	51	Axel Matus	39.628	23	Thomas Neubauer	33.608	11	51	Axel Matus	1:42.894	1:43.059	11
12	51	Axel Matus	29.777	54	Christian Munoz	40.061	54	Christian Munoz	33.638	12	54	Christian Munoz	1:43.355	1:43.731	12





Circuit de Barcelona
Formula Renault Eurocup
Qualifying - 2 Group A
Best 5 Lap Times



Cls	Nº	Driver	Nat	Competitor	Nat	Rookie	Cls	Best 1		Best 2		Best 3		Best 4		Best 5	
								Time	Lap	Time	Lap	Time	Lap	Time	Lap	Time	Lap
1	4	Victor Martins	FRA	R-ACE GP	FRA	R	1	1:41.864	7	1:41.991	8	1:43.248	3	1:45.414	6	1:46.969	4
2	1	Max Fewtrell	GBR	R-ACE GP	FRA			1:41.968	6	1:42.002	4	1:42.377	3	1:45.421	2	1:52.516	5
3	31	Christian Lundgaard	DEN	MP MOTORSPORT	NED	R	2	1:42.028	6	1:42.284	4	1:43.419	3	1:45.717	2	1:51.487	5
4	53	Eliseo Martínez	ESP	AVF BY ADRIAN VALLES	ESP	R	3	1:42.292	6	1:42.496	4	1:43.023	3	1:48.468	5	1:52.705	2
5	3	Charles Milesi	FRA	R-ACE GP	FRA	R	4	1:42.300	5	1:43.092	3	1:46.809	2	1:52.008	4		
6	22	Alexander Smolyar	RUS	TECH 1 RACING	FRA	R	5	1:42.385	4	1:42.649	6	1:42.830	3	1:50.198	5	1:50.668	2
7	11	Clément Novalak	GBR	JOSEF KAUFMANN RACING	GER	R	6	1:42.435	5	1:42.539	6	1:42.555	4	1:42.759	7	1:42.892	3
8	32	Alex Peroni	AUS	MP MOTORSPORT	NED			1:42.698	4	1:42.726	3	1:42.899	6	1:46.711	5	1:48.345	2
9	33	Freek Schothorst	NED	MP MOTORSPORT	NED	R	7	1:42.832	5	1:43.045	3	1:43.255	7	1:43.522	6	1:43.557	4
10	23	Thomas Neubauer	FRA	TECH 1 RACING	FRA			1:42.881	5	1:42.994	4	1:43.523	6	1:44.915	3	1:55.932	2
11	51	Axel Matus	MEX	AVF BY ADRIAN VALLES	ESP			1:43.059	6	1:43.140	3	1:43.252	4	1:43.938	5	1:52.389	2
12	54	Christian Munoz	COL	AVF BY ADRIAN VALLES	ESP	R	8	1:43.731	5	1:43.781	3	1:48.484	4	1:52.994	2		





Circuit de Barcelona
 Formula Renault Eurocup
 Qualifying - 2 Group A
 Best 5 Top Speeds



Cls	Nº	Driver	Nat	Competitor	Nat	Rookie	Cls	Top 1		Top 2		Top 3		Top 4		Top 5		Avg
								Km/h	Lap	Km/h	Lap	Km/h	Lap	Km/h	Lap	Km/h	Lap	
1	54	Christian Munoz	COL	AVF BY ADRIAN VALLES	ESP	R	1	238.4	6	235.8	4	235.8	5	235.2	3	220.8	2	233.2
2	3	Charles Milesi	FRA	R-ACE GP	FRA	R	2	237.3	6	235.2	5	234.2	3	234.2	4	214.2	2	231.0
3	31	Christian Lundgaard	DEN	MP MOTORSPORT	NED	R	3	237.3	7	236.8	6	236.3	3	236.3	5	235.8	4	236.5
4	4	Victor Martins	FRA	R-ACE GP	FRA	R	4	236.8	7	236.3	8	233.2	3	233.2	4	225.9	2	233.1
5	11	Clément Novalak	GBR	JOSEF KAUFMANN RACING	GER	R	5	236.8	6	236.3	7	235.2	4	235.2	5	234.7	3	235.7
6	22	Alexander Smolyar	RUS	TECH 1 RACING	FRA	R	6	236.8	6	234.7	4	233.7	3	226.4	5	219.9	2	230.3
7	32	Alex Peroni	AUS	MP MOTORSPORT	NED			236.8	7	235.8	4	235.8	6	235.2	5	234.7	3	235.7
8	51	Axel Matus	MEX	AVF BY ADRIAN VALLES	ESP			236.3	6	235.2	4	232.2	3	228.3	5	221.3	2	230.7
9	53	Eliseo Martinez	ESP	AVF BY ADRIAN VALLES	ESP	R	7	236.3	4	236.3	5	235.2	6	234.2	3	218.6	2	232.1
10	23	Thomas Neubauer	FRA	TECH 1 RACING	FRA			235.8	5	235.8	6	235.2	4	234.2	3	225.9	7	233.4
11	33	Freek Schothorst	NED	MP MOTORSPORT	NED	R	8	235.8	5	235.2	6	235.2	7	234.7	8	234.2	4	235.0
12	1	Max Fewtrell	GBR	R-ACE GP	FRA			235.2	6	234.7	4	234.7	7	234.2	5	233.7	3	234.5





Circuit de Barcelona
 Formula Renault Eurocup
 Qualifying - 2 Group A
 Fastest Laps Sequence



Lap	Time of Day	Session Time	Nº	Driver	Nat	Competitor	Nat	Rookie	Time	Km/h
2	11:23:56.362	3:56.362	4	Victor Martins	FRA	R-ACE GP	FRA	R	1:47.535	155.8
3	11:25:39.610	5:39.610	4	Victor Martins	FRA	R-ACE GP	FRA	R	1:43.248	162.3
3	11:29:31.747	9:31.747	33	Freek Schothorst	NED	MP MOTORSPORT	NED	R	1:43.045	162.6
3	11:29:40.092	9:40.092	11	Clément Novalak	GBR	JOSEF KAUFMANN RACING	GER	R	1:42.892	162.8
3	11:30:02.366	10:02.366	1	Max Fewtrell	GBR	R-ACE GP	FRA		1:42.377	163.6
4	11:31:44.368	11:44.368	1	Max Fewtrell	GBR	R-ACE GP	FRA		1:42.002	164.2
7	11:33:57.144	13:57.144	4	Victor Martins	FRA	R-ACE GP	FRA	R	1:41.864	164.5





Circuit de Barcelona
Formula Renault Eurocup
Qualifying - 2 Group A
Event Best Maximum Speed

**FORMULA
RENAULT**
EUROCUP

Nº	Driver	Nat	Competitor	Nat	Rookie	Km/h	Session
41	Oscar Piastri	AUS	ARDEN	GBR	R	248.8	Race - 1
16	Yifei Ye	CHN	JOSEF KAUFMANN RACING	GER		247.1	Race - 1
63	Najiy Razak	MAS	JD MOTORSPORT	ITA		244.3	Collective test 2
33	Freek Schothorst	NED	MP MOTORSPORT	NED	R	243.7	Race - 1
11	Clément Novalak	GBR	JOSEF KAUFMANN RACING	GER	R	243.7	Race - 1
1	Max Fewtrell	GBR	R-ACE GP	FRA		243.7	Race - 1
23	Thomas Neubauer	FRA	TECH 1 RACING	FRA		243.2	Race - 1
85	Raúl Guzman	MEX	FORTEC MOTORSPORTS	GBR		243.2	Race - 1
62	Thomas Maxwell	AUS	JD MOTORSPORT	ITA		242.6	Collective test 2
24	Frank Bird	GBR	TECH 1 RACING	FRA		242.6	Race - 1
3	Charles Milesi	FRA	R-ACE GP	FRA	R	242.6	Race - 1
61	Lorenzo Colombo	ITA	JD MOTORSPORT	ITA	R	242.1	Race - 1
32	Alex Peroni	AUS	MP MOTORSPORT	NED		242.1	Race - 1
42	Nikita Volegov	RUS	ARDEN	GBR	R	241.6	Collective test 1
84	Vladimir Tziortzis	RUS	FORTEC MOTORSPORTS	GBR	R	241.6	Race - 1
22	Alexander Smolyar	RUS	TECH 1 RACING	FRA	R	241.0	Collective test 1
43	Sami Taoufik	MAR	ARDEN	GBR	R	241.0	Collective test 2
21	Neil Verhagen	USA	TECH 1 RACING	FRA		241.0	Race - 1
2	Logan Sargeant	USA	R-ACE GP	FRA	R	241.0	Race - 1
4	Victor Martins	FRA	R-ACE GP	FRA	R	240.5	Collective test 2
31	Christian Lundgaard	DEN	MP MOTORSPORT	NED	R	240.5	Collective test 2
54	Christian Munoz	COL	AVF BY ADRIAN VALLES	ESP	R	238.9	Race - 1
51	Axel Matus	MEX	AVF BY ADRIAN VALLES	ESP		238.4	Collective test 1
53	Eliseo Martinez	ESP	AVF BY ADRIAN VALLES	ESP	R	238.4	Race - 1





Circuit de Barcelona
 Formula Renault Eurocup
 Qualifying - 2 Group A
 Pit Stop Analysis



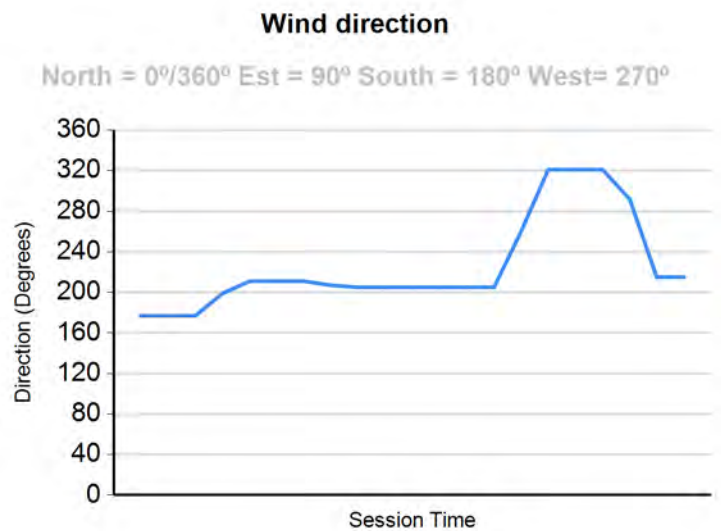
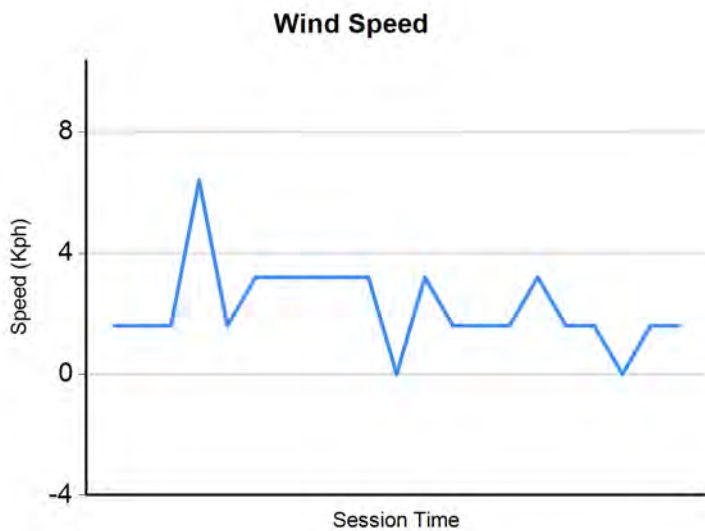
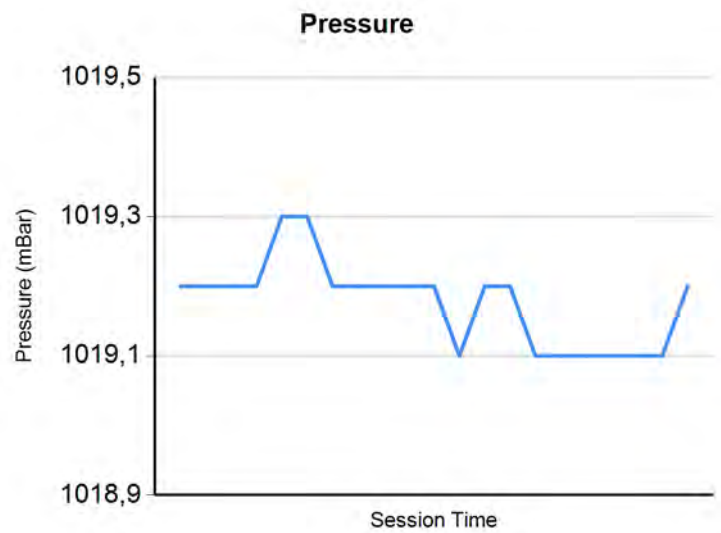
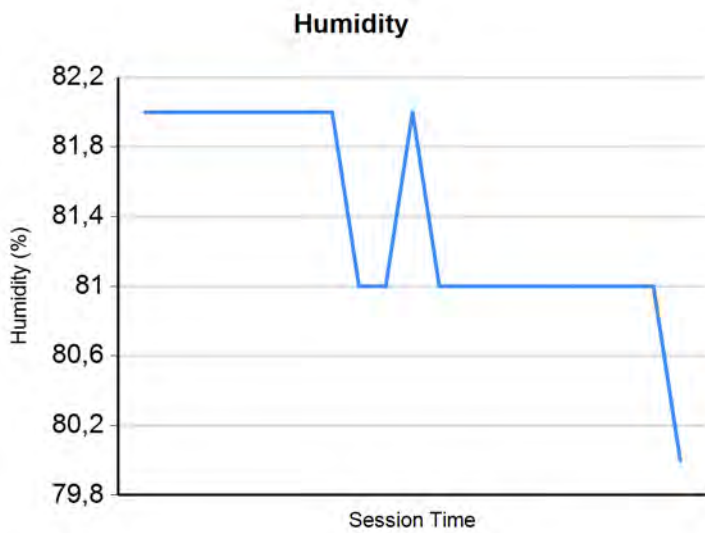
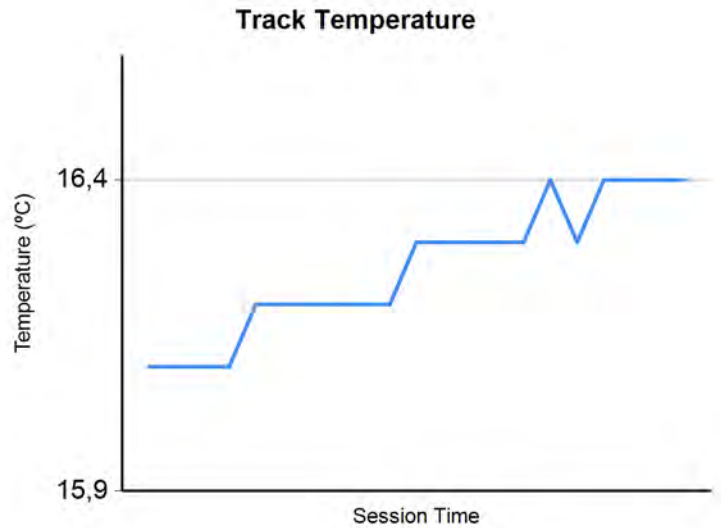
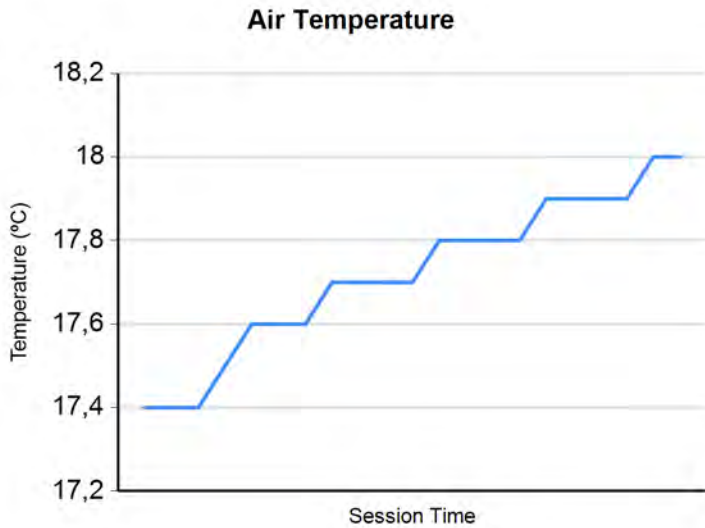
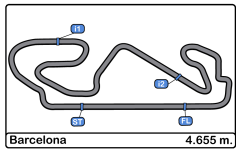
4 Victor Martins R R-ACE GP

Nr.	In Day Time	In Time	Out Time	Pit Time	T. Pit Time	Handicap	Penalty
1	11:27:24.141	11:27:24.141	11:28:36.776	1:12.635	1:12.635		

11 Clément Novalak R JOSEF KAUFMANN RACING

Nr.	In Day Time	In Time	Out Time	Pit Time	T. Pit Time	Handicap	Penalty
1	11:22:03.133	11:22:03.133	11:26:07.986	4:04.853	4:04.853		







Circuit de Barcelona
Formula Renault Eurocup
Qualifying - 2 Group A
Final Results



Cls	Nº	Driver	Nat	Competitor	Nat	Rookie	Cls	Laps	Best	Time	Gap	Interval	Km/h
1	4	Victor Martins	FRA	R-ACE GP	FRA	R	1	8	7	1:41.864			164.5
2	1	Max Fewtrell	GBR	R-ACE GP	FRA			6	6	1:41.968	0.104	0.104	164.3
3	31	Christian Lundgaard	DEN	MP MOTORSPORT	NED	R	2	6	6	1:42.028	0.164	0.060	164.2
4	53	Eliseo Martinez	ESP	AVF BY ADRIAN VALLES	ESP	R	3	6	6	1:42.292	0.428	0.264	163.8
5	3	Charles Milesi	FRA	R-ACE GP	FRA	R	4	5	5	1:42.300	0.436	0.008	163.8
6	22	Alexander Smolyar	RUS	TECH 1 RACING	FRA	R	5	6	4	1:42.385	0.521	0.085	163.6
7	11	Clément Novalak	GBR	JOSEF KAUFMANN RACING	GER	R	6	7	5	1:42.435	0.571	0.050	163.5
8	32	Alex Peroni	AUS	MP MOTORSPORT	NED			6	4	1:42.698	0.834	0.263	163.1
9	33	Freek Schothorst	NED	MP MOTORSPORT	NED	R	7	7	5	1:42.832	0.968	0.134	162.9
10	23	Thomas Neubauer	FRA	TECH 1 RACING	FRA			6	5	1:42.881	1.017	0.049	162.8
11	51	Axel Matus	MEX	AVF BY ADRIAN VALLES	ESP			6	6	1:43.059	1.195	0.178	162.6
12	54	Christian Munoz	COL	AVF BY ADRIAN VALLES	ESP	R	8	5	5	1:43.731	1.867	0.672	161.5

Published at:.....

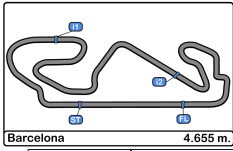
Track Temp: **16.4 °C** Air Temp: **17.9 °C** Humidity: **81 %** Track Status: **DRY**

Stewards:

Race Director:

Timekeeper:



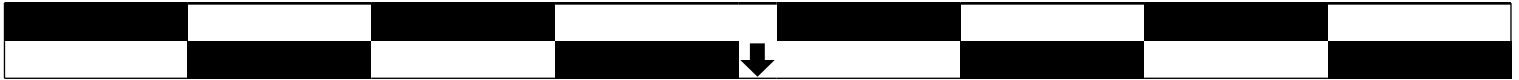


Circuit de Barcelona
 FormuLa Renault Eurocup
 Race - 2
Starting Grid



24	42	Nikita Volegov	1:43.384
22	43	Sami Taoufik	1:43.346
20	63	Najiy Razak	1:43.327
18	23	Thomas Neubauer	1:42.881
16	84	Vladimir Tziortzis	1:42.868
14	24	Frank Bird	1:42.858
12	41	Oscar Piastrì	1:42.673
10	16	Yifei Ye	1:42.646
8	21	Neil Verhagen	1:42.546
6	62	Thomas Maxwell	1:42.525
4	61	Lorenzo Colombo	1:42.372
2	2	Logan Sargeant	1:42.094

.12.	23	54	Christian Munoz	1:43.731
.11.	21	51	Axel Matus	1:43.059
.10.	19	33	Freek Schothorst	1:42.832
.9.	17	85	Raúl Guzman	1:43.158
.8.	15	32	Alex Peroni	1:42.698
.7.	13	11	Clément Novalak	1:42.435
.6.	11	22	Alexander Smolyar	1:42.385
.5.	9	3	Charles Milesi	1:42.300
.4.	7	53	Eliseo Martinez	1:42.292
.3.	5	31	Christian Lundgaard	1:42.028
.2.	3	1	Max Fewtrell	1:41.968
.1.	1	4	Victor Martins	1:41.864



Pole

CAR #33 DROP TWO POSITIONS DECISION N4 BARCELONA

Published at:.....

Stewards:	Timekeeper: 
-----------	---





Circuit de Barcelona
Formula Renault Eurocup
Race - 2
Provisional Results



Cls	Nº	Driver	Nat	Competitor	Nat	Rookie	Cls	Laps	Total Time	Gap	Interval	Km/h	Best	Time	Km/h
1	2	Logan Sargeant	USA	R-ACE GP	FRA	R	1	19	33:10.271			159.9	15	1:44.098	160.9
2	31	Christian Lundgaard	DEN	MP MOTORSPORT	NED	R	2	19	33:13.584	3.313	3.313	159.7	18	1:44.107	160.9
3	4	Victor Martins	FRA	R-ACE GP	FRA	R	3	19	33:16.465	6.194	2.881	159.4	19	1:44.177	160.8
4	1	Max Fewtrell	GBR	R-ACE GP	FRA			19	33:18.621	8.350	2.156	159.3	13	1:44.308	160.6
5	62	Thomas Maxwell	AUS	JD MOTORSPORT	ITA			19	33:24.056	13.785	5.435	158.8	19	1:44.691	160.0
6	61	Lorenzo Colombo	ITA	JD MOTORSPORT	ITA	R	4	19	33:24.388	14.117	0.332	158.8	8	1:44.618	160.1
7	21	Neil Verhagen	USA	TECH 1 RACING	FRA			19	33:25.646	15.375	1.258	158.7	16	1:44.691	160.0
8	16	Yifei Ye	CHN	JOSEF KAUFMANN RACING	GER			19	33:27.489	17.218	1.843	158.6	16	1:44.651	160.1
9	53	Eliseo Martinez	ESP	AVF BY ADRIAN VALLES	ESP	R	5	19	33:28.122	17.851	0.633	158.5	17	1:44.823	159.8
10	3	Charles Milesi	FRA	R-ACE GP	FRA	R	6	19	33:32.125	21.854	4.003	158.2	14	1:45.019	159.5
11	41	Oscar Piastrri	AUS	ARDEN	GBR	R	7	19	33:32.763	22.492	0.638	158.1	15	1:44.874	159.7
12	22	Alexander Smolyar	RUS	TECH 1 RACING	FRA	R	8	19	33:33.394	23.123	0.631	158.1	17	1:44.989	159.6
13	11	Clément Novalak	GBR	JOSEF KAUFMANN RACING	GER	R	9	19	33:34.265	23.994	0.871	158.0	17	1:44.842	159.8
14	32	Alex Peroni	AUS	MP MOTORSPORT	NED			19	33:35.209	24.938	0.944	157.9	14	1:44.792	159.9
15	43	Sami Taoufik	MAR	ARDEN	GBR	R	10	19	33:39.892	29.621	4.683	157.6	16	1:44.844	159.8
16	85	Raúl Guzman	MEX	FORTEC MOTORSPORTS	GBR			19	33:40.927	30.656	1.035	157.5	10	1:44.862	159.8
17	24	Frank Bird	GBR	TECH 1 RACING	FRA			19	33:41.537	31.266	0.610	157.5	17	1:44.668	160.1
18	33	Freek Schothorst	NED	MP MOTORSPORT	NED	R	11	19	33:46.164	35.893	4.627	157.1	19	1:44.948	159.6
19	42	Nikita Volegov	RUS	ARDEN	GBR	R	12	19	33:47.826	37.555	1.662	157.0	19	1:44.934	159.7
20	63	Najiy Razak	MAS	JD MOTORSPORT	ITA			19	33:52.528	42.257	4.702	156.6	16	1:45.385	159.0
21	84	Vladimir Tziortzis	RUS	FORTEC MOTORSPORTS	GBR	R	13	19	33:53.240	42.969	0.712	156.5	18	1:45.354	159.0
22	54	Christian Munoz	COL	AVF BY ADRIAN VALLES	ESP	R	14	19	33:55.223	44.952	1.983	156.4	5	1:45.622	158.6
Not classified: (Requirements: 90% of number laps of leader = 18 Laps)															
	23	Thomas Neubauer	FRA	TECH 1 RACING	FRA			17	30:38.490	2 Laps	2 Laps	154.9	9	1:45.015	159.5
	51	Axel Matus	MEX	AVF BY ADRIAN VALLES	ESP			7	14:04.086	12 Laps	10 Laps	138.9	4	1:46.338	157.5

Fastest lap Logan Sargeant in 1:44.098 at 161.0 Km/h in lap 15

Published at:.....

Track Temp: **29.7 °C** Air Temp: **25.9 °C** Humidity: **47 %** Track Status: **DRY**

Stewards:	Race Director:	Timekeeper:
------------------	-----------------------	------------------------





Circuit de Barcelona
Formula Renault Eurocup
Race - 2
Provisional Results by Class



Cla	Nº	Driver	Nat	Competitor	Nat	Rookie	Cls	Laps	Total Time	Gap	Interval	Km/h	Best	Time	Km/h
1	1	Max Fewtrell	GBR	R-ACE GP				19	33:18.621			159.3	13	1:44.308	160.6
2	62	Thomas Maxwell	AUS	JD MOTORSPORT				19	33:24.056	13.785	5.435	158.8	19	1:44.691	160.0
3	21	Neil Verhagen	USA	TECH 1 RACING				19	33:25.646	15.375	1.590	158.7	16	1:44.691	160.0
4	16	Yifei Ye	CHN	JOSEF KAUFMANN RACING				19	33:27.489	17.218	1.843	158.6	16	1:44.651	160.1
5	32	Alex Peroni	AUS	MP MOTORSPORT				19	33:35.209	24.938	7.720	157.9	14	1:44.792	159.9
6	85	Raúl Guzman	MEX	FORTEC MOTORSPORTS				19	33:40.927	30.656	5.718	157.5	10	1:44.862	159.8
7	24	Frank Bird	GBR	TECH 1 RACING				19	33:41.537	31.266	0.610	157.5	17	1:44.668	160.1
8	63	Najiy Razak	MAS	JD MOTORSPORT				19	33:52.528	42.257	10.991	156.6	16	1:45.385	159.0

Not classified: (Requirements: 90% of number laps of leader = 18 Laps)

23	Thomas Neubauer	FRA	TECH 1 RACING					17	30:38.490	2 Laps	2 Laps	154.9	9	1:45.015	159.5
51	Axel Matus	MEX	AVF BY ADRIAN VALLES					7	14:04.086	12 Laps	10 Laps	138.9	4	1:46.338	157.5

Rookie

1	2	Logan Sargeant	USA	R-ACE GP		R	1	19	33:10.271			159.9	15	1:44.098	160.9
2	31	Christian Lundgaard	DEN	MP MOTORSPORT		R	2	19	33:13.584	3.313	3.313	159.7	18	1:44.107	160.9
3	4	Victor Martins	FRA	R-ACE GP		R	3	19	33:16.465	6.194	2.881	159.4	19	1:44.177	160.8
4	61	Lorenzo Colombo	ITA	JD MOTORSPORT		R	4	19	33:24.388	14.117	7.923	158.8	8	1:44.618	160.1
5	53	Eliseo Martinez	ESP	AVF BY ADRIAN VALLES		R	5	19	33:28.122	17.851	3.734	158.5	17	1:44.823	159.8
6	3	Charles Milesi	FRA	R-ACE GP		R	6	19	33:32.125	21.854	4.003	158.2	14	1:45.019	159.5
7	41	Oscar Piastrì	AUS	ARDEN		R	7	19	33:32.763	22.492	0.638	158.1	15	1:44.874	159.7
8	22	Alexander Smolyar	RUS	TECH 1 RACING		R	8	19	33:33.394	23.123	0.631	158.1	17	1:44.989	159.6
9	11	Clément Novalak	GBR	JOSEF KAUFMANN RACING		R	9	19	33:34.265	23.994	0.871	158.0	17	1:44.842	159.8
10	43	Sami Taoufik	MAR	ARDEN		R	10	19	33:39.892	29.621	5.627	157.6	16	1:44.844	159.8
11	33	Freek Schothorst	NED	MP MOTORSPORT		R	11	19	33:46.164	35.893	6.272	157.1	19	1:44.948	159.6
12	42	Nikita Volegov	RUS	ARDEN		R	12	19	33:47.826	37.555	1.662	157.0	19	1:44.934	159.7
13	84	Vladimir Tziortzis	RUS	FORTEC MOTORSPORTS		R	13	19	33:53.240	42.969	5.414	156.5	18	1:45.354	159.0
14	54	Christian Munoz	COL	AVF BY ADRIAN VALLES		R	14	19	33:55.223	44.952	1.983	156.4	5	1:45.622	158.6

Fastest lap Logan Sargeant in 1:44.098 at 161.0 Km/h in lap 15

Published at:.....

Track Temp: **29.7 °C** Air Temp: **25.9 °C** Humidity: **47 %** Track Status: **DRY**

Stewards:	Race Director:	Timekeeper:
------------------	-----------------------	------------------------





Circuit de Barcelona
Formula Renault Eurocup
Race - 2

**FORMULA
RENAULT**
EUROCUP

Provisional Classification by Driver Fastest Lap

Cls	Nº	Driver	Nat	Competitor	Nat	Rookie	Cls	Laps	Best	Time	Gap	Interval	Km/h
1	2	Logan Sargeant	USA	R-ACE GP	FRA	R	1	19	15	1:44.098			160.9
2	31	Christian Lundgaard	DEN	MP MOTORSPORT	NED	R	2	19	18	1:44.107	0.009	0.009	160.9
3	4	Victor Martins	FRA	R-ACE GP	FRA	R	3	19	19	1:44.177	0.079	0.070	160.8
4	1	Max Fewtrell	GBR	R-ACE GP	FRA			19	13	1:44.308	0.210	0.131	160.6
5	61	Lorenzo Colombo	ITA	JD MOTORSPORT	ITA	R	4	19	8	1:44.618	0.520	0.310	160.1
6	16	Yifei Ye	CHN	JOSEF KAUFMANN RACING	GER			19	16	1:44.651	0.553	0.033	160.1
7	24	Frank Bird	GBR	TECH 1 RACING	FRA			19	17	1:44.668	0.570	0.017	160.1
8	62	Thomas Maxwell	AUS	JD MOTORSPORT	ITA			19	19	1:44.691	0.593	0.023	160.0
9	21	Neil Verhagen	USA	TECH 1 RACING	FRA			19	16	1:44.691	0.593	0.000	160.0
10	32	Alex Peroni	AUS	MP MOTORSPORT	NED			19	14	1:44.792	0.694	0.101	159.9
11	53	Eliseo Martinez	ESP	AVF BY ADRIAN VALLES	ESP	R	5	19	17	1:44.823	0.725	0.031	159.8
12	11	Clément Novalak	GBR	JOSEF KAUFMANN RACING	GER	R	6	19	17	1:44.842	0.744	0.019	159.8
13	43	Sami Taoufik	MAR	ARDEN	GBR	R	7	19	16	1:44.844	0.746	0.002	159.8
14	85	Raúl Guzman	MEX	FORTEC MOTORSPORTS	GBR			19	10	1:44.862	0.764	0.018	159.8
15	41	Oscar Piastrì	AUS	ARDEN	GBR	R	8	19	15	1:44.874	0.776	0.012	159.7
16	42	Nikita Volegov	RUS	ARDEN	GBR	R	9	19	19	1:44.934	0.836	0.060	159.7
17	33	Freek Schothorst	NED	MP MOTORSPORT	NED	R	10	19	19	1:44.948	0.850	0.014	159.6
18	22	Alexander Smolyar	RUS	TECH 1 RACING	FRA	R	11	19	17	1:44.989	0.891	0.041	159.6
19	23	Thomas Neubauer	FRA	TECH 1 RACING	FRA			17	9	1:45.015	0.917	0.026	159.5
20	3	Charles Milesi	FRA	R-ACE GP	FRA	R	12	19	14	1:45.019	0.921	0.004	159.5
21	84	Vladimir Tziortzis	RUS	FORTEC MOTORSPORTS	GBR	R	13	19	18	1:45.354	1.256	0.335	159.0
22	63	Najiy Razak	MAS	JD MOTORSPORT	ITA			19	16	1:45.385	1.287	0.031	159.0
23	54	Christian Munoz	COL	AVF BY ADRIAN VALLES	ESP	R	14	19	5	1:45.622	1.524	0.237	158.6
24	51	Axel Matus	MEX	AVF BY ADRIAN VALLES	ESP			7	4	1:46.338	2.240	0.716	157.5





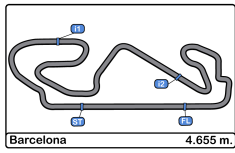
Circuit de Barcelona
Formula Renault Eurocup
Race - 2



Distance and Speed Average

Cls	Nº	Driver	Nat	Competitor	Nat	Rookie	Cls	Laps	Distance	Total Time	Km/h
1	2	Logan Sargeant	USA	R-ACE GP	FRA	R	1	19	88.44	33:10.271	159.9
2	31	Christian Lundgaard	DEN	MP MOTORSPORT	NED	R	2	19	88.44	33:13.584	159.7
3	4	Victor Martins	FRA	R-ACE GP	FRA	R	3	19	88.44	33:16.465	159.4
4	1	Max Fewtrell	GBR	R-ACE GP	FRA			19	88.44	33:18.621	159.3
5	62	Thomas Maxwell	AUS	JD MOTORSPORT	ITA			19	88.44	33:24.056	158.8
6	61	Lorenzo Colombo	ITA	JD MOTORSPORT	ITA	R	4	19	88.44	33:24.388	158.8
7	21	Neil Verhagen	USA	TECH 1 RACING	FRA			19	88.44	33:25.646	158.7
8	16	Yifei Ye	CHN	JOSEF KAUFMANN RACING	GER			19	88.44	33:27.489	158.6
9	53	Eliseo Martinez	ESP	AVF BY ADRIAN VALLES	ESP	R	5	19	88.44	33:28.122	158.5
10	3	Charles Milesi	FRA	R-ACE GP	FRA	R	6	19	88.44	33:32.125	158.2
11	41	Oscar Piastrì	AUS	ARDEN	GBR	R	7	19	88.44	33:32.763	158.1
12	22	Alexander Smolyar	RUS	TECH 1 RACING	FRA	R	8	19	88.44	33:33.394	158.1
13	11	Clément Novalak	GBR	JOSEF KAUFMANN RACING	GER	R	9	19	88.44	33:34.265	158.0
14	32	Alex Peroni	AUS	MP MOTORSPORT	NED			19	88.44	33:35.209	157.9
15	43	Sami Taoufik	MAR	ARDEN	GBR	R	10	19	88.44	33:39.892	157.6
16	85	Raúl Guzmán	MEX	FORTEC MOTORSPORTS	GBR			19	88.44	33:40.927	157.5
17	24	Frank Bird	GBR	TECH 1 RACING	FRA			19	88.44	33:41.537	157.5
18	33	Freek Schothorst	NED	MP MOTORSPORT	NED	R	11	19	88.44	33:46.164	157.1
19	42	Nikita Volegov	RUS	ARDEN	GBR	R	12	19	88.44	33:47.826	157.0
20	63	Najiy Razak	MAS	JD MOTORSPORT	ITA			19	88.44	33:52.528	156.6
21	84	Vladimir Tziortzis	RUS	FORTEC MOTORSPORTS	GBR	R	13	19	88.44	33:53.240	156.5
22	54	Christian Muñoz	COL	AVF BY ADRIAN VALLES	ESP	R	14	19	88.44	33:55.223	156.4
Not classified: (Requirements: 90% of number laps of leader = 18 Laps)											
	23	Thomas Neubauer	FRA	TECH 1 RACING	FRA			17	79.13	30:38.490	154.9
	51	Axel Matus	MEX	AVF BY ADRIAN VALLES	ESP			7	32.58	14:04.086	138.9





Circuit de Barcelona
Formula Renault Eurocup
Race - 2
Lap Analysis



1 Max Fewtrell							3 Charles Milesi								
R-ACE GP							R								
Lap	D	Time	Sector 1	Sector 2	Sector 3	T. Spd	Elapsed	Lap	D	Time	Sector 1	Sector 2	Sector 3	T. Spd	Elapsed
1		1:50.630	34.859	41.306	34.465	202.6	1:50.630	1		1:54.024	36.308	42.185	35.531	208.4	1:54.024
2		1:45.646	30.471	40.766	34.409	231.2	3:36.276	2		1:46.850	31.201	41.217	34.432	232.7	3:40.874
3		1:45.562	30.360	40.651	34.551	232.7	5:21.838	3		1:46.007	30.657	41.051	34.299	232.7	5:26.881
4		1:46.201	31.043	40.755	34.403	230.2	7:08.039	4		1:45.587	30.510	40.761	34.316	232.7	7:12.468
5		1:45.208	30.309	40.549	34.350	233.7	8:53.247	5		1:45.779	30.446	40.941	34.392	233.2	8:58.247
6		1:44.767	30.265	40.328	34.174	232.2	10:38.014	6		1:45.398	30.438	40.631	34.329	231.2	10:43.645
7		1:44.809	30.174	40.386	34.249	233.2	12:22.823	7		1:45.261	30.459	40.545	34.257	231.2	12:28.906
8		1:45.027	30.214	40.431	34.382	232.2	14:07.850	8		1:45.189	30.397	40.547	34.245	234.2	14:14.095
9		1:44.525	30.142	40.279	34.104	233.2	15:52.375	9		1:45.145	30.299	40.578	34.268	235.8	15:59.240
10		1:44.685	30.166	40.308	34.211	232.7	17:37.060	10		1:45.535	30.307	40.626	34.602	233.7	17:44.775
11		1:44.845	30.170	40.462	34.213	232.2	19:21.905	11		1:45.271	30.475	40.598	34.198	232.2	19:30.046
12		1:44.345	30.010	40.171	34.164	232.2	21:06.250	12		1:45.048	30.313	40.560	34.175	233.2	21:15.094
13		1:44.308	30.079	40.178	34.051	232.7	22:50.558	13		1:45.086	30.296	40.535	34.255	232.7	23:00.180
14		1:44.385	30.070	40.147	34.168	231.7	24:34.943	14		1:45.019	30.285	40.583	34.151	233.2	24:45.199
15		1:44.709	30.078	40.356	34.275	231.7	26:19.652	15		1:45.226	30.283	40.715	34.228	232.2	26:30.425
16		1:44.691	30.114	40.203	34.374	232.2	28:04.343	16		1:45.177	30.333	40.554	34.290	232.2	28:15.602
17		1:44.595	30.215	40.198	34.182	231.2	29:48.938	17		1:45.093	30.269	40.591	34.233	231.2	30:00.695
18		1:44.696	30.134	40.143	34.419	232.7	31:33.634	18		1:46.358	30.558	41.218	34.582	231.7	31:47.053
19		1:44.987	30.208	40.247	34.532	232.2	33:18.621	19		1:45.072	30.407	40.479	34.186	231.7	33:32.125

2 Logan Sargeant							4 Victor Martins								
R							R-ACE GP								
Lap	D	Time	Sector 1	Sector 2	Sector 3	T. Spd	Elapsed	Lap	D	Time	Sector 1	Sector 2	Sector 3	T. Spd	Elapsed
1		1:49.346	34.022	40.753	34.571	200.3	1:49.346	1		1:49.840	34.452	41.067	34.321	202.2	1:49.840
2		1:45.308	30.325	40.666	34.317	231.7	3:34.654	2		1:45.457	30.594	40.566	34.297	232.2	3:35.297
3		1:45.355	30.546	40.538	34.271	232.7	5:20.009	3		1:45.254	30.450	40.541	34.263	233.2	5:20.551
4		1:44.664	30.289	40.338	34.037	232.2	7:04.673	4		1:45.021	30.326	40.355	34.340	233.7	7:05.572
5		1:44.562	30.196	40.260	34.106	234.2	8:49.235	5		1:44.686	30.172	40.366	34.148	234.7	8:50.258
6		1:44.701	30.136	40.330	34.235	234.2	10:33.936	6		1:44.699	30.134	40.390	34.175	233.7	10:34.957
7		1:44.448	30.133	40.199	34.116	233.2	12:18.384	7		1:44.502	30.144	40.303	34.055	234.2	12:19.459
8		1:44.451	30.081	40.170	34.200	233.7	14:02.835	8		1:45.843	30.066	41.526	34.251	233.2	14:05.302
9		1:44.105	30.001	40.074	34.030	234.2	15:46.940	9		1:44.537	30.142	40.329	34.066	233.2	15:49.839
10		1:44.319	30.100	40.135	34.084	232.7	17:31.259	10		1:44.297	30.114	40.159	34.024	231.7	17:34.136
11		1:44.477	29.993	40.189	34.295	233.7	19:15.736	11		1:44.355	30.074	40.217	34.064	232.2	19:18.491
12		1:44.191	29.970	40.170	34.051	234.2	20:59.927	12		1:44.336	30.057	40.204	34.075	233.2	21:02.827
13		1:44.337	30.059	40.184	34.094	233.7	22:44.264	13		1:44.556	30.091	40.268	34.197	232.7	22:47.383
14		1:44.311	29.974	40.257	34.080	233.2	24:28.575	14		1:44.224	30.038	40.093	34.093	232.2	24:31.607
15		1:44.098	29.941	40.095	34.062	233.7	26:12.673	15		1:45.749	30.611	40.887	34.251	232.7	26:17.356
16		1:44.441	29.972	40.212	34.257	233.2	27:57.114	16		1:44.563	30.056	40.312	34.195	233.2	28:01.919
17		1:44.313	29.941	40.225	34.147	233.7	29:41.427	17		1:44.499	30.131	40.152	34.216	234.2	29:46.418
18		1:44.270	29.917	40.102	34.251	234.2	31:25.697	18		1:45.870	30.059	41.601	34.210	234.2	31:32.288
19		1:44.574	29.963	40.092	34.519	234.2	33:10.271	19		1:44.177	30.021	39.996	34.160	232.7	33:16.465





Circuit de Barcelona
Formula Renault Eurocup
Race - 2
Lap Analysis



11

Clément Novalak

R

JOSEF KAUFMANN RACING

21

Neil Verhagen

TECH 1 RACING

Lap	D	Time	Sector 1	Sector 2	Sector 3	T. Spd	Elapsed	Lap	D	Time	Sector 1	Sector 2	Sector 3	T. Spd	Elapsed
1		1:54.967	37.045	42.756	35.166	210.5	1:54.967	1		1:53.316	35.872	41.780	35.664	208.0	1:53.316
2		1:47.077	30.766	41.273	35.038	233.7	3:42.044	2		1:46.013	30.680	40.858	34.475	233.2	3:39.329
3		1:46.095	30.394	40.903	34.798	233.7	5:28.139	3		1:45.733	30.501	40.691	34.541	231.2	5:25.062
4		1:46.869	30.271	41.917	34.681	233.7	7:15.008	4		1:45.361	30.411	40.516	34.434	233.2	7:10.423
5		1:45.663	30.334	40.902	34.427	233.7	9:00.671	5		1:45.474	30.252	40.703	34.519	235.2	8:55.897
6		1:45.331	30.286	40.601	34.444	234.2	10:46.002	6		1:45.445	30.384	40.450	34.611	234.2	10:41.342
7		1:45.195	30.343	40.539	34.313	234.2	12:31.197	7		1:45.339	30.448	40.582	34.309	231.7	12:26.681
8		1:45.014	30.252	40.450	34.312	232.7	14:16.211	8		1:44.994	30.231	40.456	34.307	233.2	14:11.675
9		1:45.095	30.172	40.431	34.492	233.7	16:01.306	9		1:44.787	30.151	40.311	34.325	232.7	15:56.462
10		1:46.405	30.187	41.726	34.492	233.7	17:47.711	10		1:44.887	30.191	40.317	34.379	232.2	17:41.349
11		1:45.170	30.215	40.458	34.497	232.2	19:32.881	11		1:44.951	30.266	40.469	34.216	231.7	19:26.300
12		1:45.136	30.176	40.606	34.354	233.2	21:18.017	12		1:44.886	30.197	40.395	34.294	233.2	21:11.186
13		1:45.083	30.183	40.445	34.455	233.2	23:03.100	13		1:44.760	30.108	40.361	34.291	233.7	22:55.946
14		1:44.871	30.144	40.383	34.344	233.2	24:47.971	14		1:44.825	30.241	40.302	34.282	234.7	24:40.771
15		1:46.239	30.906	40.893	34.440	233.2	26:34.210	15		1:44.917	30.174	40.476	34.267	234.7	26:25.688
16		1:45.114	30.273	40.478	34.363	232.2	28:19.324	16		1:44.691	30.074	40.325	34.292	234.7	28:10.379
17		1:44.842	30.311	40.348	34.183	231.2	30:04.166	17		1:44.859	30.102	40.425	34.332	233.7	29:55.238
18		1:44.917	30.204	40.272	34.441	232.2	31:49.083	18		1:45.170	30.121	40.341	34.708	234.7	31:40.408
19		1:45.182	30.150	40.563	34.469	235.2	33:34.265	19		1:45.238	30.617	40.331	34.290	228.8	33:25.646

16

Yifei Ye

JOSEF KAUFMANN RACING

22

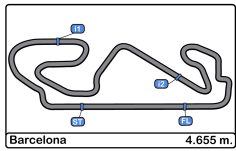
Alexander Smolyar

R

TECH 1 RACING

Lap	D	Time	Sector 1	Sector 2	Sector 3	T. Spd	Elapsed	Lap	D	Time	Sector 1	Sector 2	Sector 3	T. Spd	Elapsed
1		1:54.174	36.552	41.943	35.679	212.5	1:54.174	1		1:54.528	36.725	42.234	35.569	214.7	1:54.528
2		1:46.088	30.721	40.874	34.493	232.7	3:40.262	2		1:47.002	30.921	41.392	34.689	232.7	3:41.530
3		1:45.832	30.433	40.756	34.643	236.8	5:26.094	3		1:45.926	30.502	40.918	34.506	233.2	5:27.456
4		1:45.347	30.314	40.667	34.366	238.4	7:11.441	4		1:45.796	30.398	40.836	34.562	234.2	7:13.252
5		1:45.333	30.258	40.766	34.309	238.4	8:56.774	5		1:45.533	30.341	40.782	34.410	233.7	8:58.785
6		1:45.430	30.332	40.777	34.321	240.5	10:42.204	6		1:45.448	30.279	40.754	34.415	234.2	10:44.233
7		1:45.361	30.376	40.655	34.330	241.0	12:27.565	7		1:45.373	30.423	40.624	34.326	234.2	12:29.606
8		1:44.810	30.221	40.470	34.119	235.8	14:12.375	8		1:45.264	30.291	40.609	34.364	233.7	14:14.870
9		1:44.732	30.143	40.400	34.189	237.3	15:57.107	9		1:45.406	30.321	40.610	34.475	234.2	16:00.276
10		1:44.803	30.164	40.485	34.154	236.8	17:41.910	10		1:45.196	30.285	40.470	34.441	232.2	17:45.472
11		1:45.137	30.166	40.566	34.405	237.3	19:27.047	11		1:45.256	30.336	40.628	34.292	233.2	19:30.728
12		1:44.670	30.058	40.403	34.209	236.8	21:11.717	12		1:45.229	30.295	40.634	34.300	233.2	21:15.957
13		1:45.022	30.094	40.382	34.546	237.8	22:56.739	13		1:45.015	30.247	40.409	34.359	233.2	23:00.972
14		1:44.955	30.017	40.420	34.518	236.8	24:41.694	14		1:45.014	30.298	40.403	34.313	233.2	24:45.986
15		1:44.733	30.116	40.295	34.322	235.8	26:26.427	15		1:45.045	30.288	40.464	34.293	233.2	26:31.031
16		1:44.651	30.034	40.335	34.282	235.8	28:11.078	16		1:45.557	30.255	40.914	34.388	234.7	28:16.588
17		1:44.723	30.020	40.384	34.319	236.3	29:55.801	17		1:44.989	30.182	40.462	34.345	232.7	30:01.577
18		1:44.888	30.063	40.439	34.386	237.8	31:40.689	18		1:46.773	30.315	40.792	35.666	232.7	31:48.350
19		1:46.800	31.626	40.830	34.344	232.2	33:27.489	19		1:45.044	30.140	40.603	34.301	235.8	33:33.394





Circuit de Barcelona
 FormuLa Renault Eurocup
 Race - 2
 Lap Analysis



23

Thomas Neubauer

31

Christian Lundgaard

TECH 1 RACING

R

MP MOTORSPORT

Lap D	Time	Sector 1	Sector 2	Sector 3	T. Spd	Elapsed	Lap D	Time	Sector 1	Sector 2	Sector 3	T. Spd	Elapsed
1	1:55.854	37.156	42.758	35.940	216.4	1:55.854	1	1:51.223	34.984	41.624	34.615	203.0	1:51.223
2	1:47.201	31.213	41.077	34.911	229.2	3:43.055	2	1:45.586	30.466	40.756	34.364	232.7	3:36.809
3	1:46.100	30.665	40.889	34.546	232.2	5:29.155	3	1:45.281	30.354	40.538	34.389	234.7	5:22.090
4	1:46.439	30.505	40.917	35.017	233.2	7:15.594	4	1:44.843	30.330	40.315	34.198	236.3	7:06.933
5	1:47.035	30.464	40.963	35.608	234.7	9:02.629	5	1:44.383	30.207	40.237	33.939	233.2	8:51.316
6	1:45.433	30.477	40.523	34.433	232.2	10:48.062	6	1:44.468	30.097	40.056	34.315	234.7	10:35.784
7	1:45.496	30.449	40.413	34.634	232.2	12:33.558	7	1:44.429	30.068	40.226	34.135	235.2	12:20.213
8	1:45.187	30.454	40.399	34.334	231.7	14:18.745	8	1:45.536	30.035	41.136	34.365	234.2	14:05.749
9	1:45.015	30.352	40.304	34.359	231.7	16:03.760	9	1:44.703	30.097	40.471	34.135	236.8	15:50.452
10	1:45.130	30.340	40.431	34.359	231.7	17:48.890	10	1:44.457	30.083	40.276	34.098	235.2	17:34.909
11	1:45.093	30.405	40.359	34.329	232.7	19:33.983	11	1:44.460	30.018	40.318	34.124	234.7	19:19.369
12	1:45.971	30.380	40.713	34.878	233.7	21:19.954	12	1:44.131	29.936	40.109	34.086	234.7	21:03.500
13	1:46.999	31.006	41.202	34.791	232.2	23:06.953	13	1:44.377	29.991	40.249	34.137	234.2	22:47.877
14	1:46.937	31.366	40.880	34.691	231.2	24:53.890	14	1:44.287	29.998	40.163	34.126	235.2	24:32.164
15	1:50.597	31.543	42.228	36.826	229.2	26:44.487	15	1:44.243	29.889	40.078	34.276	234.7	26:16.407
16	1:47.840	31.376	41.384	35.080	231.2	28:32.327	16	1:44.378	30.077	40.054	34.247	231.2	28:00.785
17	2:06.163 P	32.009	48.644	45.510	231.7	30:38.490	17	1:44.275	30.061	40.131	34.083	231.2	29:45.060
18							18	1:44.107	29.959	40.096	34.052	231.7	31:29.167
19							19	1:44.417	29.973	40.209	34.235	232.7	33:13.584

24

Frank Bird

TECH 1 RACING

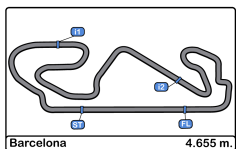
32

Alex Peroni

MP MOTORSPORT

Lap D	Time	Sector 1	Sector 2	Sector 3	T. Spd	Elapsed	Lap D	Time	Sector 1	Sector 2	Sector 3	T. Spd	Elapsed
1	1:56.831	36.841	43.761	36.229	213.0	1:56.831							
2	1:46.901	31.146	41.134	34.621	227.3	3:43.732							
3	1:46.194	30.627	41.098	34.469	233.7	5:29.926	1	1:56.246	37.307	43.237	35.702	213.4	1:56.246
4	1:46.604	30.405	40.892	35.307	237.3	7:16.530	2	1:47.144	31.111	41.027	35.006	236.8	3:43.390
5	1:47.342	30.889	41.087	35.366	231.2	9:03.872	3	1:46.260	30.674	40.859	34.727	235.8	5:29.650
6	1:47.714	30.884	42.385	34.445	236.8	10:51.586	4	1:46.659	30.448	40.906	35.305	234.7	7:16.309
7	1:45.379	30.326	40.765	34.288	235.2	12:36.965	5	1:46.802	30.295	40.678	35.829	234.2	9:03.111
8	1:46.200	30.326	40.765	35.109	236.3	14:23.165	6	1:46.052	30.979	40.565	34.508	230.2	10:49.163
9	1:45.296	30.594	40.455	34.247	231.2	16:08.461	7	1:45.143	30.357	40.470	34.316	233.2	12:34.306
10	1:45.698	30.333	40.960	34.405	231.7	17:54.159	8	1:45.102	30.372	40.445	34.285	233.2	14:19.408
11	1:44.856	30.319	40.335	34.202	230.7	19:39.015	9	1:45.342	30.269	40.714	34.359	234.7	16:04.750
12	1:44.825	30.089	40.362	34.374	231.7	21:23.840	10	1:44.906	30.182	40.418	34.306	232.2	17:49.656
13	1:44.981	30.168	40.479	34.334	233.7	23:08.821	11	1:44.890	30.231	40.432	34.227	234.2	19:34.546
14	1:46.312	30.357	41.300	34.655	231.2	24:55.133	12	1:45.640	30.239	40.542	34.859	235.2	21:20.186
15	1:46.107	30.581	41.173	34.353	237.8	26:41.240	13	1:45.230	30.427	40.412	34.391	238.4	23:05.416
16	1:45.094	30.188	40.527	34.379	234.7	28:26.334	14	1:44.792	30.231	40.353	34.208	232.7	24:50.208
17	1:44.668	30.146	40.339	34.183	233.2	30:11.002	15	1:44.937	30.191	40.452	34.294	231.7	26:35.145
18	1:45.460	30.407	40.740	34.313	232.7	31:56.462	16	1:44.967	30.211	40.436	34.320	233.2	28:20.112
19	1:45.075	30.168	40.495	34.412	232.7	33:41.537	17	1:45.045	30.226	40.335	34.484	233.7	30:05.157
							18	1:44.956	30.161	40.453	34.342	233.7	31:50.113
							19	1:45.096	30.143	40.461	34.492	233.7	33:35.209





Circuit de Barcelona
Formula Renault Eurocup
Race - 2
Lap Analysis



53

Eliseo Martinez

61

Lorenzo Colombo

R

AVF BY ADRIAN VALLES

R

JD MOTORSPORT

Lap	D	Time	Sector 1	Sector 2	Sector 3	T. Spd	Elapsed	Lap	D	Time	Sector 1	Sector 2	Sector 3	T. Spd	Elapsed
1		1:53.689	35.784	42.233	35.672	206.5	1:53.689	1		1:52.973	35.551	41.978	35.444	203.0	1:52.973
2		1:46.127	30.783	40.837	34.507	234.2	3:39.816	2		1:45.553	30.558	40.761	34.234	230.7	3:38.526
3		1:45.808	30.520	40.690	34.598	235.2	5:25.624	3		1:46.029	30.384	41.011	34.634	233.7	5:24.555
4		1:45.433	30.402	40.575	34.456	234.7	7:11.057	4		1:45.491	30.372	40.712	34.407	235.8	7:10.046
5		1:45.453	30.259	40.690	34.504	235.8	8:56.510	5		1:45.229	30.197	40.707	34.325	236.3	8:55.275
6		1:45.424	30.315	40.539	34.570	235.8	10:41.934	6		1:45.411	30.309	40.622	34.480	238.4	10:40.686
7		1:46.249	31.157	40.686	34.406	234.7	12:28.183	7		1:45.503	30.638	40.562	34.303	237.8	12:26.189
8		1:45.229	30.323	40.550	34.356	235.8	14:13.412	8		1:44.618	30.196	40.344	34.078	233.7	14:10.807
9		1:45.097	30.387	40.421	34.289	234.2	15:58.509	9		1:44.988	30.114	40.620	34.254	237.8	15:55.795
10		1:44.911	30.249	40.399	34.263	232.7	17:43.420	10		1:44.710	30.119	40.389	34.202	235.2	17:40.505
11		1:45.160	30.370	40.435	34.355	232.7	19:28.580	11		1:45.137	30.258	40.541	34.338	235.8	19:25.642
12		1:45.041	30.251	40.432	34.358	233.7	21:13.621	12		1:44.936	30.129	40.362	34.445	237.3	21:10.578
13		1:45.092	30.266	40.456	34.370	233.2	22:58.713	13		1:44.906	30.093	40.426	34.387	235.8	22:55.484
14		1:44.933	30.231	40.459	34.243	232.2	24:43.646	14		1:44.839	30.110	40.433	34.296	236.3	24:40.323
15		1:44.956	30.197	40.421	34.338	232.2	26:28.602	15		1:44.889	30.146	40.449	34.294	236.8	26:25.212
16		1:44.993	30.197	40.430	34.366	232.2	28:13.595	16		1:44.702	30.055	40.347	34.300	235.8	28:09.914
17		1:44.823	30.190	40.364	34.269	231.7	29:58.418	17		1:44.883	30.102	40.374	34.407	235.2	29:54.797
18		1:44.856	30.225	40.341	34.290	232.7	31:43.274	18		1:44.962	30.179	40.333	34.450	235.8	31:39.759
19		1:44.848	30.224	40.271	34.353	233.2	33:28.122	19		1:44.629	30.090	40.242	34.297	235.8	33:24.388

54

Christian Munoz

62

Thomas Maxwell

R

AVF BY ADRIAN VALLES

JD MOTORSPORT

Lap	D	Time	Sector 1	Sector 2	Sector 3	T. Spd	Elapsed	Lap	D	Time	Sector 1	Sector 2	Sector 3	T. Spd	Elapsed
1		1:58.997	38.222	43.781	36.994	219.5	1:58.997	1		1:51.781	35.261	41.790	34.730	206.8	1:51.781
2		1:47.543	31.602	41.202	34.739	234.2	3:46.540	2		1:45.906	30.577	40.810	34.519	234.7	3:37.687
3		1:46.325	30.620	40.920	34.785	234.2	5:32.865	3		1:46.536	30.489	41.457	34.590	234.2	5:24.223
4		1:48.720	32.953	41.328	34.439	236.3	7:21.585	4		1:45.366	30.378	40.699	34.289	231.7	7:09.589
5		1:45.622	30.373	40.742	34.507	235.8	9:07.207	5		1:45.425	30.361	40.667	34.397	235.2	8:55.014
6		1:46.667	30.368	40.895	35.404	236.3	10:53.874	6		1:45.464	30.293	40.654	34.517	234.7	10:40.478
7		1:45.667	30.537	40.798	34.332	235.2	12:39.541	7		1:44.975	30.438	40.346	34.191	231.7	12:25.453
8		1:46.041	30.368	41.053	34.620	234.2	14:25.582	8		1:45.034	30.237	40.359	34.438	232.7	14:10.487
9		1:46.209	30.463	40.625	35.121	234.7	16:11.791	9		1:44.818	30.181	40.474	34.163	233.7	15:55.305
10		1:48.640	32.301	41.458	34.881	230.7	18:00.431	10		1:44.866	30.224	40.362	34.280	234.2	17:40.171
11		1:45.991	30.455	40.795	34.741	235.2	19:46.422	11		1:45.155	30.180	40.623	34.352	233.2	19:25.326
12		1:45.695	30.415	40.754	34.526	235.2	21:32.117	12		1:44.747	30.139	40.358	34.250	233.7	21:10.073
13		1:45.666	30.373	40.830	34.463	234.7	23:17.783	13		1:45.015	30.104	40.627	34.284	233.7	22:55.088
14		1:46.888	30.322	41.115	35.451	234.7	25:04.671	14		1:44.854	30.145	40.397	34.312	232.7	24:39.942
15		1:47.375	31.477	41.358	34.540	236.3	26:52.046	15		1:44.800	30.141	40.408	34.251	232.7	26:24.742
16		1:46.018	30.379	40.859	34.780	233.2	28:38.064	16		1:44.767	30.055	40.396	34.316	233.7	28:09.509
17		1:45.717	30.480	40.737	34.500	232.7	30:23.781	17		1:44.902	30.087	40.440	34.375	233.7	29:54.411
18		1:45.651	30.456	40.717	34.478	231.7	32:09.432	18		1:44.954	30.146	40.414	34.394	233.2	31:39.365
19		1:45.791	30.501	40.799	34.491	231.7	33:55.223	19		1:44.691	30.044	40.332	34.315	233.2	33:24.056





Circuit de Barcelona
Formula Renault Eurocup
Race - 2
Lap Analysis



63

Najiy Razak

85

Raúl Guzman

JD MOTORSPORT

FORTEC MOTORSPORTS

Lap	D	Time	Sector 1	Sector 2	Sector 3	T. Spd	Elapsed	Lap	D	Time	Sector 1	Sector 2	Sector 3	T. Spd	Elapsed
1		1:59.692	38.008	44.030	37.654	217.3	1:59.692	1		1:57.959	37.682	43.330	36.947	215.1	1:57.959
2		1:48.166	31.662	41.495	35.009	231.7	3:47.858	2		1:46.873	31.191	41.138	34.544	230.7	3:44.832
3		1:46.311	30.528	41.143	34.640	234.2	5:34.169	3		1:46.216	30.714	40.987	34.515	231.2	5:31.048
4		1:46.376	30.725	41.007	34.644	235.2	7:20.545	4		1:45.869	30.491	40.788	34.590	233.2	7:16.917
5		1:45.953	30.411	40.930	34.612	236.3	9:06.498	5		1:46.555	30.956	40.887	34.712	237.3	9:03.472
6		1:46.255	30.173	41.051	35.031	235.2	10:52.753	6		1:46.771	30.950	41.430	34.391	236.3	10:50.243
7		1:46.143	30.273	40.512	35.358	233.7	12:38.896	7		1:45.609	30.536	40.574	34.499	236.8	12:35.852
8		1:46.038	30.835	40.775	34.428	230.7	14:24.934	8		1:45.371	30.302	40.675	34.394	232.2	14:21.223
9		1:47.009	30.358	40.993	35.658	233.7	16:11.943	9		1:45.167	30.291	40.392	34.484	232.7	16:06.390
10		1:47.453	31.549	41.365	34.539	232.7	17:59.396	10		1:44.862	30.154	40.394	34.314	231.7	17:51.252
11		1:45.735	30.274	40.866	34.595	234.2	19:45.131	11		1:45.200	30.413	40.377	34.410	231.2	19:36.452
12		1:45.430	30.159	40.689	34.582	233.2	21:30.561	12		1:45.160	30.276	40.439	34.445	230.2	21:21.612
13		1:45.500	30.365	40.697	34.438	233.2	23:16.061	13		1:45.705	30.332	40.595	34.778	231.2	23:07.317
14		1:48.178	30.062	42.698	35.418	233.7	25:04.239	14		1:47.496	31.752	41.032	34.712	233.7	24:54.813
15		1:45.913	30.651	40.591	34.671	230.7	26:50.152	15		1:45.895	30.800	40.816	34.279	232.7	26:40.708
16		1:45.385	30.255	40.740	34.390	232.7	28:35.537	16		1:45.001	30.238	40.367	34.396	230.7	28:25.709
17		1:45.398	30.183	40.723	34.492	233.2	30:20.935	17		1:44.878	30.248	40.258	34.372	230.7	30:10.587
18		1:46.130	30.126	40.846	35.158	232.7	32:07.065	18		1:45.175	30.311	40.389	34.475	229.2	31:55.762
19		1:45.463	30.455	40.517	34.491	230.7	33:52.528	19		1:45.165	30.284	40.504	34.377	232.7	33:40.927

84

Vladimir Tziortzis

R

FORTEC MOTORSPORTS

Lap	D	Time	Sector 1	Sector 2	Sector 3	T. Spd	Elapsed
1		1:58.903	37.909	43.471	37.523	205.3	1:58.903
2		1:51.377	34.396	41.725	35.256	232.2	3:50.280
3		1:47.627	32.217	40.957	34.453	219.5	5:37.907
4		1:45.547	30.582	40.641	34.324	231.2	7:23.454
5		1:45.612	30.400	40.736	34.476	234.2	9:09.066
6		1:45.487	30.329	40.754	34.404	233.2	10:54.553
7		1:46.470	30.492	41.174	34.804	234.7	12:41.023
8		1:45.772	30.303	40.748	34.721	233.7	14:26.795
9		1:45.665	30.629	40.648	34.388	234.2	16:12.460
10		1:47.429	31.149	41.654	34.626	233.7	17:59.889
11		1:45.791	30.296	41.065	34.430	233.2	19:45.680
12		1:45.482	30.227	40.731	34.524	233.7	21:31.162
13		1:45.828	30.326	40.746	34.756	233.7	23:16.990
14		1:47.398	30.250	41.768	35.380	232.7	25:04.388
15		1:46.473	30.986	40.987	34.500	232.2	26:50.861
16		1:45.646	30.381	40.749	34.516	233.2	28:36.507
17		1:45.661	30.380	40.749	34.532	233.2	30:22.168
18		1:45.354	30.339	40.554	34.461	231.7	32:07.522
19		1:45.718	30.434	40.739	34.545	233.7	33:53.240



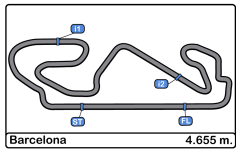


Circuit de Barcelona
 Formuła Renault Eurocup
 Race - 2
 Analysis by Lap



Num	Lap Time	Gap	Num	Lap Time	Gap	Num	Lap Time	Gap	Num	Lap Time	Gap	Num	Lap Time	Gap
Lap 1			23	1:47.201	08.401	Lap 4			23	1:47.035	13.394	Lap 7		
2	1:49.346		32	1:47.144	08.736	2	1:44.664		32	1:46.802	13.876	2	1:44.448	
4	1:49.840	00.494	24	1:46.901	09.078	4	1:45.021	00.899	43	1:46.518	13.979	4	1:44.502	01.075
1	1:50.630	01.284	43	1:47.255	09.550	31	1:44.843	02.260	85	1:46.555	14.237	31	1:44.429	01.829
31	1:51.223	01.877	85	1:46.873	10.178	1	1:46.201	03.366	24	1:47.342	14.637	1	1:44.809	04.439
62	1:51.781	02.435	33	1:47.262	11.359	62	1:45.366	04.916	33	1:45.754	15.594	62	1:44.975	07.069
61	1:52.973	03.627	54	1:47.543	11.886	61	1:45.491	05.373	42	1:45.816	16.181	61	1:45.503	07.805
21	1:53.316	03.970	42	1:47.335	12.519	21	1:45.361	05.750	63	1:45.953	17.263	21	1:45.339	08.297
53	1:53.689	04.343	63	1:48.166	13.204	53	1:45.433	06.384	54	1:45.622	17.972	16	1:45.361	09.181
3	1:54.024	04.678	84	1:51.377	15.626	16	1:45.347	06.768	84	1:45.612	19.831	53	1:46.249	09.799
16	1:54.174	04.828	51	1:55.308	20.407	3	1:45.587	07.795	51	1:46.339	1:36.100	3	1:45.261	10.522
22	1:54.528	05.182	Num	Lap Time	Gap	22	1:45.796	08.579	Num	Lap Time	Gap	22	1:45.373	11.222
11	1:54.967	05.621	Lap 3			41	1:45.639	09.429	Lap 6			41	1:45.139	11.609
23	1:55.854	06.508	2	1:45.355		11	1:46.869	10.335	2	1:44.701		11	1:45.195	12.813
41	1:56.005	06.659	4	1:45.254	00.542	23	1:46.439	10.921	4	1:44.699	01.021	23	1:45.496	15.174
32	1:56.246	06.900	1	1:45.562	01.829	32	1:46.659	11.636	31	1:44.468	01.848	32	1:45.143	15.922
24	1:56.831	07.485	31	1:45.281	02.081	24	1:46.604	11.857	1	1:44.767	04.078	43	1:45.269	16.843
43	1:56.949	07.603	62	1:46.536	04.214	43	1:46.179	12.023	62	1:45.464	06.542	85	1:45.609	17.468
85	1:57.959	08.613	61	1:46.029	04.546	85	1:45.869	12.244	61	1:45.411	06.750	33	1:45.406	18.243
33	1:58.751	09.405	21	1:45.733	05.053	33	1:46.425	14.402	21	1:45.445	07.406	24	1:45.379	18.581
84	1:58.903	09.557	53	1:45.808	05.615	42	1:46.188	14.927	53	1:45.424	07.998	63	1:46.143	20.512
54	1:58.997	09.651	16	1:45.832	06.085	63	1:46.376	15.872	16	1:45.430	08.268	54	1:45.667	21.157
63	1:59.692	10.346	3	1:46.007	06.872	54	1:48.720	16.912	3	1:45.398	09.709	42	1:46.753	22.093
51	1:59.753	10.407	22	1:45.926	07.447	84	1:45.547	18.781	22	1:45.448	10.297	84	1:46.470	22.639
42	1:59.838	10.492	11	1:46.095	08.130	51	1:46.338	1:34.323	41	1:44.966	10.918	Num	Lap Time	Gap
Num	Lap Time	Gap	41	1:46.092	08.454	Num	Lap Time	Gap	11	1:45.331	12.066	Lap 8		
Lap 2			23	1:46.100	09.146	Lap 5			23	1:45.433	14.126	2	1:44.451	
2	1:45.308		32	1:46.260	09.641	2	1:44.562		32	1:46.052	15.227	51	1:51.678	1 Lap
4	1:45.457	00.643	24	1:46.194	09.917	4	1:44.686	01.023	43	1:46.744	16.022	4	1:45.843	02.467
1	1:45.646	01.622	43	1:46.313	10.508	31	1:44.383	02.081	85	1:46.771	16.307	31	1:45.536	02.914
31	1:45.586	02.155	85	1:46.216	11.039	1	1:45.208	04.012	33	1:46.392	17.285	1	1:45.027	05.015
62	1:45.906	03.033	33	1:46.637	12.641	62	1:45.425	05.779	24	1:47.714	17.650	62	1:45.034	07.652
61	1:45.553	03.872	54	1:46.325	12.856	61	1:45.229	06.040	63	1:46.255	18.817	61	1:44.618	07.972
21	1:46.013	04.675	42	1:46.239	13.403	21	1:45.474	06.662	42	1:48.308	19.788	21	1:44.994	08.840
53	1:46.127	05.162	63	1:46.311	14.160	53	1:45.453	07.275	54	1:46.667	19.938	16	1:44.810	09.540
16	1:46.088	05.608	84	1:47.627	17.898	16	1:45.333	07.539	84	1:45.487	20.617	53	1:45.229	10.577
3	1:46.850	06.220	51	2:57.597	1:32.649	3	1:45.779	09.012	51	1:47.073	1:38.472	3	1:45.189	11.260
22	1:47.002	06.876				22	1:45.533	09.550				22	1:45.264	12.035
11	1:47.077	07.390				41	1:45.786	10.653				41	1:45.339	12.497
41	1:46.366	07.717				11	1:45.663	11.436				11	1:45.014	13.376





Circuit de Barcelona
Formula Renault Eurocup
Race - 2
Analysis by Lap



Num	Lap Time	Gap
23	1:45.187	15.910
32	1:45.102	16.573
43	1:45.091	17.483
85	1:45.371	18.388
33	1:45.323	19.115
24	1:46.200	20.330
63	1:46.038	22.099
54	1:46.041	22.747
42	1:45.667	23.309
84	1:45.772	23.960

Lap 9

Num	Lap Time	Gap
2	1:44.105	
4	1:44.537	02.899
31	1:44.703	03.512
1	1:44.525	05.435
62	1:44.818	08.365
61	1:44.988	08.855
21	1:44.787	09.522
16	1:44.732	10.167
53	1:45.097	11.569
3	1:45.145	12.300
22	1:45.406	13.336
41	1:45.297	13.689
11	1:45.095	14.366
23	1:45.015	16.820
32	1:45.342	17.810
43	1:45.235	18.613
85	1:45.167	19.450
33	1:45.290	20.300
24	1:45.296	21.521
54	1:46.209	24.851
42	1:45.788	24.992
63	1:47.009	25.003
84	1:45.665	25.520

Lap 10

Num	Lap Time	Gap
2	1:44.319	
4	1:44.297	02.877
31	1:44.457	03.650

Num	Lap Time	Gap
1	1:44.685	05.801
62	1:44.866	08.912
61	1:44.710	09.246
21	1:44.887	10.090
16	1:44.803	10.651
53	1:44.911	12.161
3	1:45.535	13.516
22	1:45.196	14.213
41	1:45.268	14.638
11	1:46.405	16.452
23	1:45.130	17.631
32	1:44.906	18.397
85	1:44.862	19.993
43	1:46.590	20.884
33	1:45.597	21.578
24	1:45.698	22.900
42	1:46.764	27.437
63	1:47.453	28.137
84	1:47.429	28.630
54	1:48.640	29.172

Lap 11

Num	Lap Time	Gap
2	1:44.477	
4	1:44.355	02.755
31	1:44.460	03.633
1	1:44.845	06.169
62	1:45.155	09.590
61	1:45.137	09.906
21	1:44.951	10.564
16	1:45.137	11.311
53	1:45.160	12.844
3	1:45.271	14.310
22	1:45.256	14.992
41	1:45.135	15.296
11	1:45.170	17.145
23	1:45.093	18.247
32	1:44.890	18.810
85	1:45.200	20.716
43	1:45.124	21.531
33	1:45.027	22.128

Num	Lap Time	Gap
24	1:44.856	23.279
42	1:45.371	28.331
63	1:45.735	29.395
84	1:45.791	29.944
54	1:45.991	30.686

Lap 12

Num	Lap Time	Gap
2	1:44.191	
4	1:44.336	02.900
31	1:44.131	03.573
1	1:44.345	06.323
62	1:44.747	10.146
61	1:44.936	10.651
21	1:44.886	11.259
16	1:44.670	11.790
53	1:45.041	13.694
3	1:45.048	15.167
22	1:45.229	16.030
41	1:45.267	16.372
11	1:45.136	18.090
23	1:45.971	20.027
32	1:45.640	20.259
85	1:45.160	21.685
43	1:45.098	22.438
33	1:45.173	23.110
24	1:44.825	23.913
42	1:45.278	29.418
63	1:45.430	30.634
84	1:45.482	31.235
54	1:45.695	32.190

Lap 13

Num	Lap Time	Gap
2	1:44.337	
4	1:44.556	03.119
31	1:44.377	03.613
1	1:44.308	06.294
62	1:45.015	10.824
61	1:44.906	11.220
21	1:44.760	11.682
16	1:45.022	12.475

Num	Lap Time	Gap
53	1:45.092	14.449
3	1:45.086	15.916
22	1:45.015	16.708
41	1:45.169	17.204
11	1:45.083	18.836
32	1:45.230	21.152
23	1:46.999	22.689
85	1:45.705	23.053
43	1:45.256	23.357
24	1:44.981	24.557
33	1:48.035	26.808
42	1:45.410	30.491
63	1:45.500	31.797
84	1:45.828	32.726
54	1:45.666	33.519

Lap 14

Num	Lap Time	Gap
2	1:44.311	
4	1:44.224	03.032
31	1:44.287	03.589
1	1:44.385	06.368
62	1:44.854	11.367
61	1:44.839	11.748
21	1:44.825	12.196
16	1:44.955	13.119
53	1:44.933	15.071
3	1:45.019	16.624
22	1:45.014	17.411
41	1:45.113	18.006
11	1:44.871	19.396
32	1:44.792	21.633
23	1:46.937	25.315
43	1:46.513	25.559
85	1:47.496	26.238
24	1:46.312	26.558
33	1:45.214	27.711
42	1:45.426	31.606
63	1:48.178	35.664
84	1:47.398	35.813
54	1:46.888	36.096

Num	Lap Time	Gap
2	1:44.098	
31	1:44.243	03.734
4	1:45.749	04.683
1	1:44.709	06.979
62	1:44.800	12.069
61	1:44.889	12.539
21	1:44.917	13.015
16	1:44.733	13.754
53	1:44.956	15.929
3	1:45.226	17.752
22	1:45.045	18.358
41	1:44.874	18.782
11	1:46.239	21.537
32	1:44.937	22.472
43	1:45.649	27.110
85	1:45.895	28.035
24	1:46.107	28.567
33	1:48.065	31.678
23	1:50.597	31.814
42	1:45.556	33.064
63	1:45.913	37.479
84	1:46.473	38.188
54	1:47.375	39.373

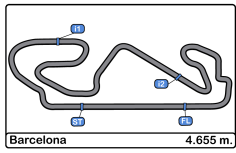
Lap 15

Num	Lap Time	Gap
2	1:44.098	
31	1:44.243	03.734
4	1:45.749	04.683
1	1:44.709	06.979
62	1:44.800	12.069
61	1:44.889	12.539
21	1:44.917	13.015
16	1:44.733	13.754
53	1:44.956	15.929
3	1:45.226	17.752
22	1:45.045	18.358
41	1:44.874	18.782
11	1:46.239	21.537
32	1:44.937	22.472
43	1:45.649	27.110
85	1:45.895	28.035
24	1:46.107	28.567
33	1:48.065	31.678
23	1:50.597	31.814
42	1:45.556	33.064
63	1:45.913	37.479
84	1:46.473	38.188
54	1:47.375	39.373

Lap 16

Num	Lap Time	Gap
2	1:44.441	
31	1:44.378	03.671
4	1:44.563	04.805
1	1:44.691	07.229
62	1:44.767	12.395
61	1:44.702	12.800
21	1:44.691	13.265
16	1:44.651	13.964
53	1:44.993	16.481
3	1:45.177	18.488
22	1:45.557	19.474
41	1:45.978	20.319
11	1:45.114	22.210
32	1:44.967	22.998





Circuit de Barcelona
Formuula Renault Eurocup
Race - 2
Analysis by Lap



Num	Lap Time	Gap	Num	Lap Time	Gap	Num	Lap Time	Gap
43	1:44.844	27.513	62	1:44.954	13.668	84	1:45.718	42.969
85	1:45.001	28.595	61	1:44.962	14.062	54	1:45.791	44.952
24	1:45.094	29.220	21	1:45.170	14.711			
33	1:46.650	33.887	16	1:44.888	14.992			
23	1:47.840	35.213	53	1:44.856	17.577			
42	1:46.674	35.297	3	1:46.358	21.356			
63	1:45.385	38.423	41	1:45.454	22.089			
84	1:45.646	39.393	22	1:46.773	22.653			
54	1:46.018	40.950	11	1:44.917	23.386			
			32	1:44.956	24.416			
Num	Lap Time	Gap	43	1:44.997	28.873			
Lap 17			85	1:45.175	30.065			
2	1:44.313		24	1:45.460	30.765			
31	1:44.275	03.633	33	1:45.009	35.519			
4	1:44.499	04.991	42	1:44.986	37.195			
1	1:44.595	07.511	63	1:46.130	41.368			
62	1:44.902	12.984	84	1:45.354	41.825			
61	1:44.883	13.370	54	1:45.651	43.735			
21	1:44.859	13.811	Num	Lap Time	Gap			
16	1:44.723	14.374	Lap 19					
53	1:44.823	16.991	2	1:44.574				
3	1:45.093	19.268	31	1:44.417	03.313			
22	1:44.989	20.150	4	1:44.177	06.194			
41	1:44.899	20.905	1	1:44.987	08.350			
11	1:44.842	22.739	62	1:44.691	13.785			
32	1:45.045	23.730	61	1:44.629	14.117			
43	1:44.946	28.146	21	1:45.238	15.375			
85	1:44.878	29.160	16	1:46.800	17.218			
24	1:44.668	29.575	53	1:44.848	17.851			
33	1:45.206	34.780	3	1:45.072	21.854			
42	1:45.495	36.479	41	1:44.977	22.492			
63	1:45.398	39.508	22	1:45.044	23.123			
84	1:45.661	40.741	11	1:45.182	23.994			
54	1:45.717	42.354	32	1:45.096	24.938			
23	2:06.163	57.063	43	1:45.322	29.621			
Num	Lap Time	Gap	85	1:45.165	30.656			
Lap 18			24	1:45.075	31.266			
2	1:44.270		33	1:44.948	35.893			
31	1:44.107	03.470	42	1:44.934	37.555			
4	1:45.870	06.591	63	1:45.463	42.257			
1	1:44.696	07.937						





Circuit de Barcelona
Formula Renault Eurocup
Race - 2
Best Sectors Results



Sector - 1				Sector - 2				Sector - 3				Ideal Lap vs Best Lap			
Clas	Nº	Driver	Time	Nº	Driver	Time	Nº	Driver	Time	Clas	Nº	Driver	Ideal Lap	Best Lap	Clas
1	31	Christian Lundgaard	29.889	4	Victor Martins	39.996	31	Christian Lundgaard	33.939	1	31	Christian Lundgaard	1:43.882	1:44.107	2
2	2	Logan Sargeant	29.917	31	Christian Lundgaard	40.054	4	Victor Martins	34.024	2	2	Logan Sargeant	1:44.021	1:44.098	1
3	1	Max Fewtrell	30.010	2	Logan Sargeant	40.074	2	Logan Sargeant	34.030	3	4	Victor Martins	1:44.041	1:44.177	3
4	16	Yifei Ye	30.017	1	Max Fewtrell	40.143	1	Max Fewtrell	34.051	4	1	Max Fewtrell	1:44.204	1:44.308	4
5	4	Victor Martins	30.021	41	Oscar Piastrì	40.241	61	Lorenzo Colombo	34.078	5	61	Lorenzo Colombo	1:44.375	1:44.618	5
6	62	Thomas Maxwell	30.044	61	Lorenzo Colombo	40.242	16	Yifei Ye	34.119	6	16	Yifei Ye	1:44.431	1:44.651	6
7	61	Lorenzo Colombo	30.055	85	Raúl Guzman	40.258	3	Charles Milesi	34.151	7	41	Oscar Piastrì	1:44.504	1:44.874	15
8	63	Najiy Razak	30.062	53	Eliseo Martinez	40.271	43	Sami Taoufik	34.152	8	62	Thomas Maxwell	1:44.539	1:44.691	8
9	41	Oscar Piastrì	30.065	11	Clément Novalak	40.272	62	Thomas Maxwell	34.163	9	21	Neil Verhagen	1:44.592	1:44.691	9
10	21	Neil Verhagen	30.074	16	Yifei Ye	40.295	11	Clément Novalak	34.183	10	11	Clément Novalak	1:44.599	1:44.842	12
11	24	Frank Bird	30.089	21	Neil Verhagen	40.302	24	Frank Bird	34.183	11	24	Frank Bird	1:44.607	1:44.668	7
12	42	Nikita Volegov	30.130	23	Thomas Neubauer	40.304	41	Oscar Piastrì	34.198	12	32	Alex Peroni	1:44.686	1:44.792	10
13	22	Alexander Smolyar	30.140	33	Freek Schothorst	40.316	32	Alex Peroni	34.208	13	85	Raúl Guzman	1:44.691	1:44.862	14
14	32	Alex Peroni	30.143	62	Thomas Maxwell	40.332	21	Neil Verhagen	34.216	14	53	Eliseo Martinez	1:44.704	1:44.823	11
15	11	Clément Novalak	30.144	24	Frank Bird	40.335	53	Eliseo Martinez	34.243	15	43	Sami Taoufik	1:44.756	1:44.844	13
16	85	Raúl Guzman	30.154	32	Alex Peroni	40.335	33	Freek Schothorst	34.253	16	33	Freek Schothorst	1:44.806	1:44.948	17
17	53	Eliseo Martinez	30.190	43	Sami Taoufik	40.386	85	Raúl Guzman	34.279	17	42	Nikita Volegov	1:44.823	1:44.934	16
18	43	Sami Taoufik	30.218	42	Nikita Volegov	40.387	22	Alexander Smolyar	34.292	18	22	Alexander Smolyar	1:44.835	1:44.989	18
19	84	Vladimir Tziortzis	30.227	22	Alexander Smolyar	40.403	42	Nikita Volegov	34.306	19	3	Charles Milesi	1:44.899	1:45.019	20
20	33	Freek Schothorst	30.237	3	Charles Milesi	40.479	84	Vladimir Tziortzis	34.324	20	63	Najiy Razak	1:44.964	1:45.385	22
21	3	Charles Milesi	30.269	63	Najiy Razak	40.512	23	Thomas Neubauer	34.329	21	23	Thomas Neubauer	1:44.973	1:45.015	19
22	54	Christian Munoz	30.322	84	Vladimir Tziortzis	40.554	54	Christian Munoz	34.332	22	84	Vladimir Tziortzis	1:45.105	1:45.354	21
23	23	Thomas Neubauer	30.340	54	Christian Munoz	40.625	63	Najiy Razak	34.390	23	54	Christian Munoz	1:45.279	1:45.622	23
24	51	Axel Matus	30.617	51	Axel Matus	41.187	51	Axel Matus	34.401	24	51	Axel Matus	1:46.205	1:46.338	24





Circuit de Barcelona
 Formula Renault Eurocup
 Race - 2
 Leader Sequence



Nº	Driver	Nat	Competitor	Nat	Rookie	Start Lap	End Lap	Laps	Total Laps
2	Logan Sargeant	USA	R-ACE GP	FRA	R	1	19	19	19





Circuit de Barcelona
Formula Renault Eurocup
Race - 2
Best 5 Lap Times



Cls	Nº	Driver	Nat	Competitor	Nat	Rookie	Cls	Best 1		Best 2		Best 3		Best 4		Best 5	
								Time	Lap	Time	Lap	Time	Lap	Time	Lap	Time	Lap
1	2	Logan Sargeant	USA	R-ACE GP	FRA	R	1	1:44.098	15	1:44.105	9	1:44.191	12	1:44.270	18	1:44.311	14
2	31	Christian Lundgaard	DEN	MP MOTORSPORT	NED	R	2	1:44.107	18	1:44.131	12	1:44.243	15	1:44.275	17	1:44.287	14
3	4	Victor Martins	FRA	R-ACE GP	FRA	R	3	1:44.177	19	1:44.224	14	1:44.297	10	1:44.336	12	1:44.355	11
4	1	Max Fewtrell	GBR	R-ACE GP	FRA			1:44.308	13	1:44.345	12	1:44.385	14	1:44.525	9	1:44.595	17
5	61	Lorenzo Colombo	ITA	JD MOTORSPORT	ITA	R	4	1:44.618	8	1:44.629	19	1:44.702	16	1:44.710	10	1:44.839	14
6	16	Yifei Ye	CHN	JOSEF KAUFMANN RACING	GER			1:44.651	16	1:44.670	12	1:44.723	17	1:44.732	9	1:44.733	15
7	24	Frank Bird	GBR	TECH 1 RACING	FRA			1:44.668	17	1:44.825	12	1:44.856	11	1:44.981	13	1:45.075	19
8	21	Neil Verhagen	USA	TECH 1 RACING	FRA			1:44.691	16	1:44.760	13	1:44.787	9	1:44.825	14	1:44.859	17
9	62	Thomas Maxwell	AUS	JD MOTORSPORT	ITA			1:44.691	19	1:44.747	12	1:44.767	16	1:44.800	15	1:44.818	9
10	32	Alex Peroni	AUS	MP MOTORSPORT	NED			1:44.792	14	1:44.890	11	1:44.906	10	1:44.937	15	1:44.956	18
11	53	Eliseo Martinez	ESP	AVF BY ADRIAN VALLES	ESP	R	5	1:44.823	17	1:44.848	19	1:44.856	18	1:44.911	10	1:44.933	14
12	11	Clément Novalak	GBR	JOSEF KAUFMANN RACING	GER	R	6	1:44.842	17	1:44.871	14	1:44.917	18	1:45.014	8	1:45.083	13
13	43	Sami Taoufik	MAR	ARDEN	GBR	R	7	1:44.844	16	1:44.946	17	1:44.997	18	1:45.091	8	1:45.098	12
14	85	Raúl Guzman	MEX	FORTEC MOTORSPORTS	GBR			1:44.862	10	1:44.878	17	1:45.001	16	1:45.160	12	1:45.165	19
15	41	Oscar Piastrri	AUS	ARDEN	GBR	R	8	1:44.874	15	1:44.899	17	1:44.966	6	1:44.977	19	1:45.113	14
16	42	Nikita Volegov	RUS	ARDEN	GBR	R	9	1:44.934	19	1:44.986	18	1:45.278	12	1:45.371	11	1:45.410	13
17	33	Freek Schothorst	NED	MP MOTORSPORT	NED	R	10	1:44.948	19	1:45.009	18	1:45.027	11	1:45.173	12	1:45.206	17
18	22	Alexander Smolyar	RUS	TECH 1 RACING	FRA	R	11	1:44.989	17	1:45.014	14	1:45.015	13	1:45.044	19	1:45.045	15
19	23	Thomas Neubauer	FRA	TECH 1 RACING	FRA			1:45.015	9	1:45.093	11	1:45.130	10	1:45.187	8	1:45.433	6
20	3	Charles Milesi	FRA	R-ACE GP	FRA	R	12	1:45.019	14	1:45.048	12	1:45.072	19	1:45.086	13	1:45.093	17
21	84	Vladimir Tziortzis	RUS	FORTEC MOTORSPORTS	GBR	R	13	1:45.354	18	1:45.482	12	1:45.487	6	1:45.547	4	1:45.612	5
22	63	Najiy Razak	MAS	JD MOTORSPORT	ITA			1:45.385	16	1:45.398	17	1:45.430	12	1:45.463	19	1:45.500	13
23	54	Christian Munoz	COL	AVF BY ADRIAN VALLES	ESP	R	14	1:45.622	5	1:45.651	18	1:45.666	13	1:45.667	7	1:45.695	12
24	51	Axel Matus	MEX	AVF BY ADRIAN VALLES	ESP			1:46.338	4	1:46.339	5	1:47.073	6	1:51.678	7	1:55.308	2





Circuit de Barcelona
Formula Renault Eurocup
Race - 2
Best 5 Top Speeds



Cls	Nº	Driver	Nat	Competitor	Nat	Rookie	Cls	Top 1		Top 2		Top 3		Top 4		Top 5		Avg
								Km/h	Lap	Km/h	Lap	Km/h	Lap	Km/h	Lap	Km/h	Lap	
1	16	Yifei Ye	CHN	JOSEF KAUFMANN RACING	GER			241.0	7	240.5	6	238.4	4	238.4	5	237.8	13	239.2
2	43	Sami Taoufik	MAR	ARDEN	GBR	R	1	239.4	14	237.3	5	236.8	7	236.8	12	236.3	13	237.3
3	42	Nikita Volegov	RUS	ARDEN	GBR	R	2	238.9	6	238.9	9	238.4	5	236.3	3	235.8	18	237.6
4	32	Alex Peroni	AUS	MP MOTORSPORT	NED			238.4	13	236.8	2	235.8	3	235.2	12	234.7	4	236.2
5	61	Lorenzo Colombo	ITA	JD MOTORSPORT	ITA	R	3	238.4	6	237.8	7	237.8	9	237.3	12	236.8	15	237.6
6	24	Frank Bird	GBR	TECH 1 RACING	FRA			237.8	15	237.3	4	236.8	6	236.3	8	235.2	7	236.7
7	41	Oscar Piastrri	AUS	ARDEN	GBR	R	4	237.8	12	237.8	13	237.3	16	236.8	4	236.3	3	237.2
8	85	Raúl Guzman	MEX	FORTEC MOTORSPORTS	GBR			237.3	5	236.8	7	236.3	6	233.7	14	233.2	4	235.5
9	31	Christian Lundgaard	DEN	MP MOTORSPORT	NED	R	5	236.8	9	236.3	4	235.2	7	235.2	10	235.2	14	235.8
10	54	Christian Munoz	COL	AVF BY ADRIAN VALLES	ESP	R	6	236.3	4	236.3	6	236.3	15	235.8	5	235.2	7	236.0
11	63	Najiy Razak	MAS	JD MOTORSPORT	ITA			236.3	5	235.2	4	235.2	6	234.2	3	234.2	11	235.0
12	3	Charles Milesi	FRA	R-ACE GP	FRA	R	7	235.8	9	234.2	8	233.7	10	233.2	5	233.2	12	234.0
13	22	Alexander Smolyar	RUS	TECH 1 RACING	FRA	R	8	235.8	19	234.7	16	234.2	4	234.2	6	234.2	7	234.6
14	53	Eliseo Martinez	ESP	AVF BY ADRIAN VALLES	ESP	R	9	235.8	5	235.8	6	235.8	8	235.2	3	234.7	4	235.5
15	11	Clément Novalak	GBR	JOSEF KAUFMANN RACING	GER	R	10	235.2	19	234.2	6	234.2	7	233.7	2	233.7	3	234.2
16	21	Neil Verhagen	USA	TECH 1 RACING	FRA			235.2	5	234.7	14	234.7	15	234.7	16	234.7	18	234.8
17	33	Freek Schothorst	NED	MP MOTORSPORT	NED	R	11	235.2	13	234.7	12	234.2	6	234.2	10	234.2	11	234.5
18	62	Thomas Maxwell	AUS	JD MOTORSPORT	ITA			235.2	5	234.7	2	234.7	6	234.2	3	234.2	10	234.6
19	4	Victor Martins	FRA	R-ACE GP	FRA	R	12	234.7	5	234.2	7	234.2	17	234.2	18	233.7	4	234.2
20	23	Thomas Neubauer	FRA	TECH 1 RACING	FRA			234.7	5	233.7	12	233.2	4	232.7	11	232.2	3	233.3
21	84	Vladimir Tziortzis	RUS	FORTEC MOTORSPORTS	GBR	R	13	234.7	7	234.2	5	234.2	9	233.7	8	233.7	10	234.1
22	2	Logan Sargeant	USA	R-ACE GP	FRA	R	14	234.2	5	234.2	6	234.2	9	234.2	12	234.2	18	234.2
23	1	Max Fewtrell	GBR	R-ACE GP	FRA			233.7	5	233.2	7	233.2	9	232.7	3	232.7	10	233.1
24	51	Axel Matus	MEX	AVF BY ADRIAN VALLES	ESP			227.3	4	227.3	5	226.8	6	226.4	7	219.0	2	225.4





Circuit de Barcelona
Formula Renault Eurocup
Race - 2
Fastest Laps Sequence



Lap	Time of Day	Session Time	Nº	Driver	Nat	Competitor	Nat	Rookie	Time	Km/h
2	16:52:52.880	3:34.880	2	Logan Sargeant	USA	R-ACE GP	FRA	R	1:45.308	159.1
3	16:54:38.777	5:20.777	4	Victor Martins	FRA	R-ACE GP	FRA	R	1:45.254	159.2
4	16:56:22.899	7:04.899	2	Logan Sargeant	USA	R-ACE GP	FRA	R	1:44.664	160.1
5	16:58:07.462	8:49.462	2	Logan Sargeant	USA	R-ACE GP	FRA	R	1:44.562	160.2
5	16:58:09.543	8:51.543	31	Christian Lundgaard	DEN	MP MOTORSPORT	NED	R	1:44.383	160.5
9	17:05:05.166	15:47.166	2	Logan Sargeant	USA	R-ACE GP	FRA	R	1:44.105	160.9
15	17:15:30.900	26:12.900	2	Logan Sargeant	USA	R-ACE GP	FRA	R	1:44.098	160.9





Circuit de Barcelona
Formula Renault Eurocup
Race - 2
Event Best Maximum Speed

FORMULA
RENAULT
EUROCUP

Nº	Driver	Nat	Competitor	Nat	Rookie	Km/h	Session
41	Oscar Piastrì	AUS	ARDEN	GBR	R	248.8	Race - 1
16	Yifei Ye	CHN	JOSEF KAUFMANN RACING	GER		247.1	Race - 1
63	Najiy Razak	MAS	JD MOTORSPORT	ITA		244.3	Collective test 2
33	Freek Schothorst	NED	MP MOTORSPORT	NED	R	243.7	Race - 1
11	Clément Novalak	GBR	JOSEF KAUFMANN RACING	GER	R	243.7	Race - 1
1	Max Fewtrell	GBR	R-ACE GP	FRA		243.7	Race - 1
23	Thomas Neubauer	FRA	TECH 1 RACING	FRA		243.2	Race - 1
85	Raúl Guzman	MEX	FORTEC MOTORSPORTS	GBR		243.2	Race - 1
62	Thomas Maxwell	AUS	JD MOTORSPORT	ITA		242.6	Collective test 2
24	Frank Bird	GBR	TECH 1 RACING	FRA		242.6	Race - 1
3	Charles Milesi	FRA	R-ACE GP	FRA	R	242.6	Race - 1
61	Lorenzo Colombo	ITA	JD MOTORSPORT	ITA	R	242.1	Race - 1
32	Alex Peroni	AUS	MP MOTORSPORT	NED		242.1	Race - 1
42	Nikita Volegov	RUS	ARDEN	GBR	R	241.6	Collective test 1
84	Vladimir Tziortzis	RUS	FORTEC MOTORSPORTS	GBR	R	241.6	Race - 1
22	Alexander Smolyar	RUS	TECH 1 RACING	FRA	R	241.0	Collective test 1
43	Sami Taoufik	MAR	ARDEN	GBR	R	241.0	Collective test 2
21	Neil Verhagen	USA	TECH 1 RACING	FRA		241.0	Race - 1
2	Logan Sargeant	USA	R-ACE GP	FRA	R	241.0	Race - 1
4	Victor Martins	FRA	R-ACE GP	FRA	R	240.5	Collective test 2
31	Christian Lundgaard	DEN	MP MOTORSPORT	NED	R	240.5	Collective test 2
54	Christian Munoz	COL	AVF BY ADRIAN VALLES	ESP	R	238.9	Race - 1
51	Axel Matus	MEX	AVF BY ADRIAN VALLES	ESP		238.4	Collective test 1
53	Eliseo Martinez	ESP	AVF BY ADRIAN VALLES	ESP	R	238.4	Race - 1





Circuit de Barcelona
Formuła Renault Eurocup
Race - 2
Lap Chart



LAP

Nr	Pos	Grid	1	2	3	4	5	6	7	8	9	10	11	12	13	14	15	16	17	18	19
4	1	4	2	2	2	2	2	2	2	2	2	2	2	2	2	2	2	2	2	2	2
2	2	2	4	4	4	4	4	4	4	4	4	4	4	4	4	4	31	31	31	31	31
1	3	1	1	1	1	31	31	31	31	31	31	31	31	31	31	31	4	4	4	4	4
61	4	61	31	31	31	1	1	1	1	1	1	1	1	1	1	1	1	1	1	1	1
31	5	31	62	62	62	62	62	62	62	62	62	62	62	62	62	62	62	62	62	62	62
62	6	62	61	61	61	61	61	61	61	61	61	61	61	61	61	61	61	61	61	61	61
53	7	53	21	21	21	21	21	21	21	21	21	21	21	21	21	21	21	21	21	21	21
21	8	21	53	53	53	53	53	53	16	16	16	16	16	16	16	16	16	16	16	16	16
3	9	3	3	16	16	16	16	16	53	53	53	53	53	53	53	53	53	53	53	53	53
16	10	16	16	3	3	3	3	3	3	3	3	3	3	3	3	3	3	3	3	3	3
22	11	22	22	22	22	22	22	22	22	22	22	22	22	22	22	22	22	22	22	41	41
41	12	41	11	11	11	41	41	41	41	41	41	41	41	41	41	41	41	41	41	22	22
11	13	11	23	41	41	11	11	11	11	11	11	11	11	11	11	11	11	11	11	11	11
24	14	24	41	23	23	23	23	23	23	23	23	23	23	23	32	32	32	32	32	32	32
32	15	32	32	32	32	32	32	32	32	32	32	32	32	32	23	23	43	43	43	43	43
84	16	84	24	24	24	24	43	43	43	43	43	85	85	85	85	43	85	85	85	85	85
85	17	85	43	43	43	43	85	85	85	85	85	43	43	43	43	85	24	24	24	24	24
23	18	23	85	85	85	85	24	33	33	33	33	33	33	33	24	24	33	33	33	33	33
33	19	33	33	33	33	33	24	24	24	24	24	24	24	24	33	33	23	23	42	42	42
63	20	63	84	54	54	42	42	63	63	63	54	42	42	42	42	42	42	42	63	63	63
51	21	51	54	42	42	63	63	42	54	54	42	63	63	63	63	63	63	63	84	84	84
43	22	43	63	63	63	54	54	54	42	42	63	84	84	84	84	84	84	84	84	54	54
54	23	54	51	84	84	84	84	84	84	84	84	54	54	54	54	54	54	54	23		
42	24	42	42	51	51	51	51	51	51												

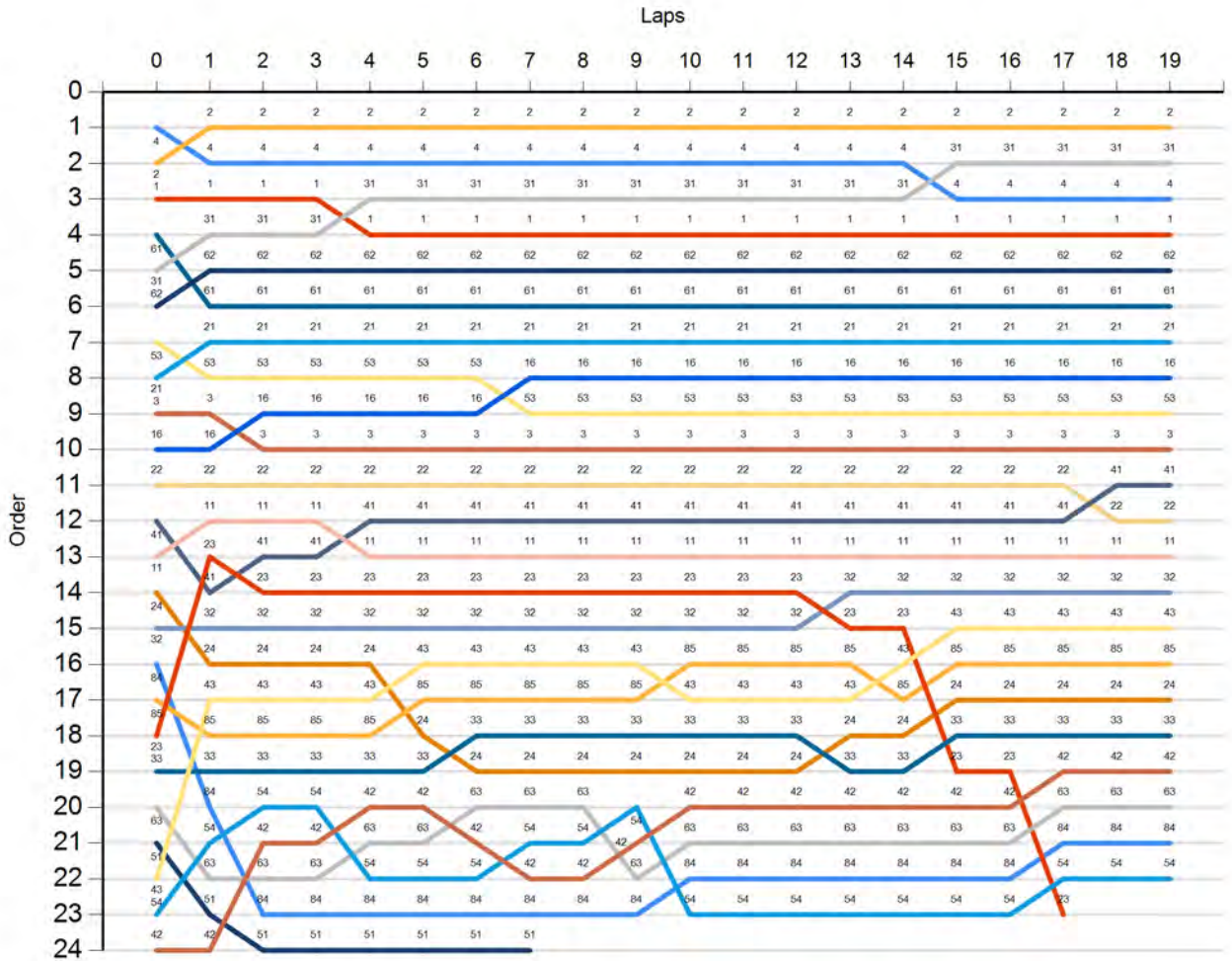


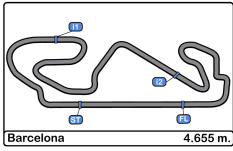


Circuit de Barcelona
 Formula Renault Eurocup
 Race - 2
 Graphic Lap Chart



- 4
- 2
- 1
- 61
- 31
- 62
- 53
- 21
- 3
- 16
- 22
- 41
- 11
- 24
- 32
- 84
- 85
- 23
- 33
- 63
- 51
- 43
- 54
- 42



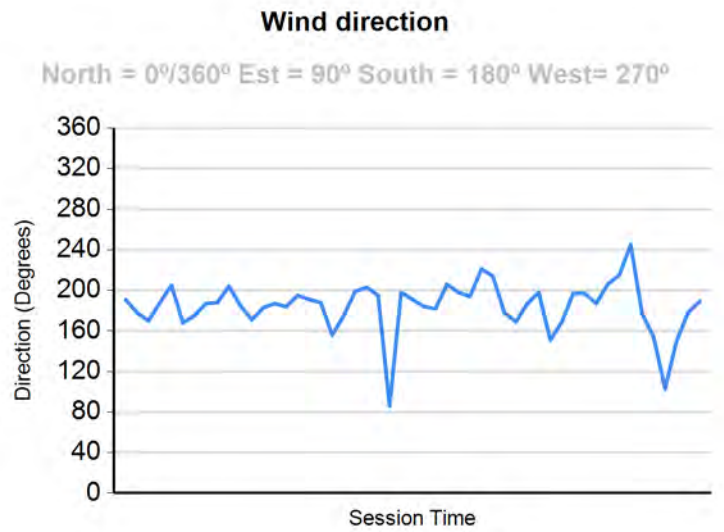
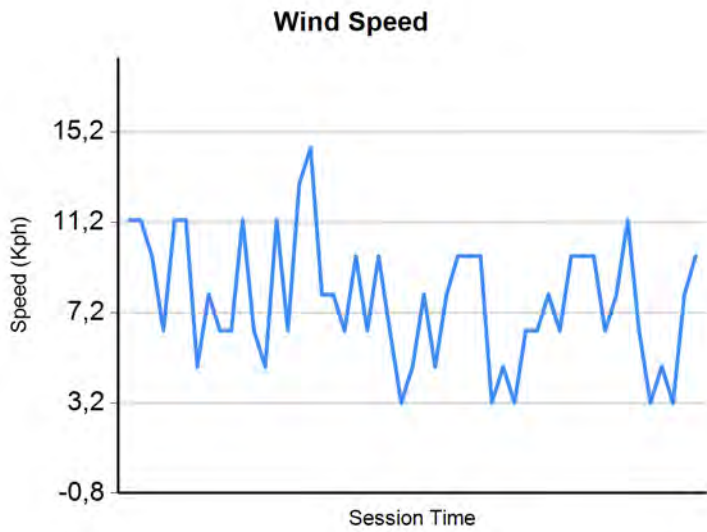
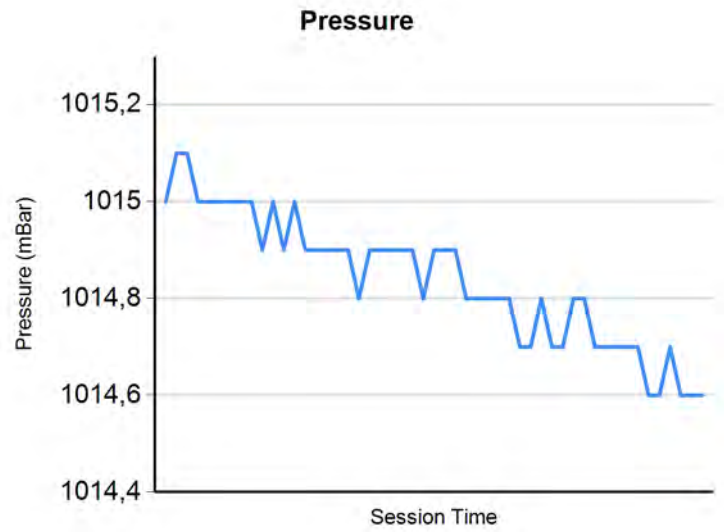
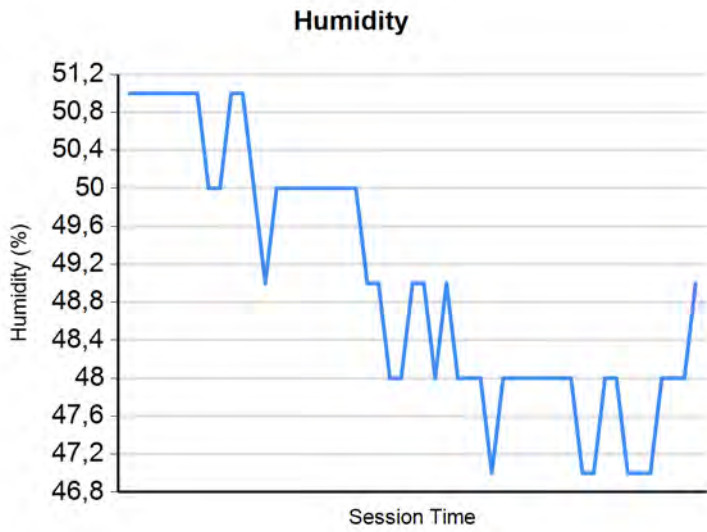
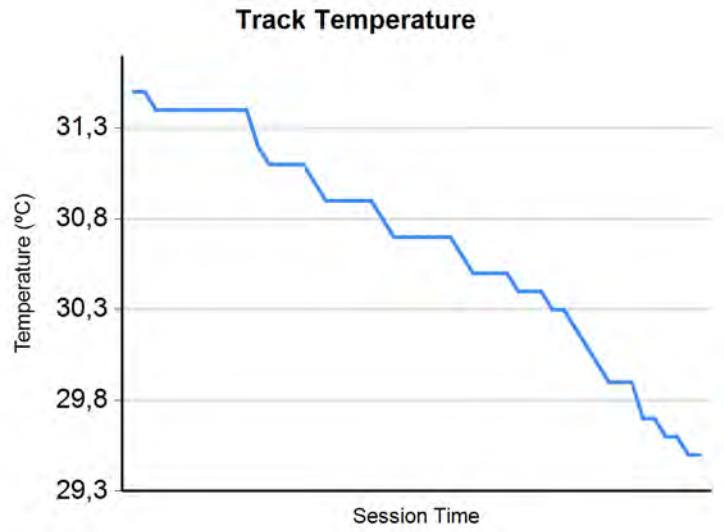
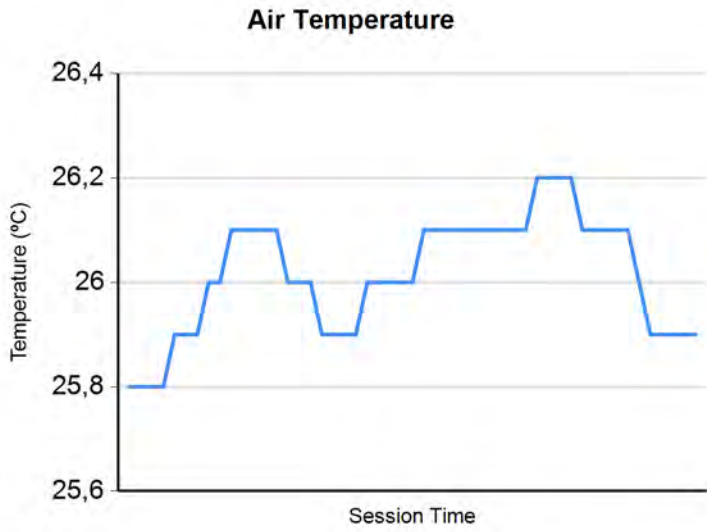
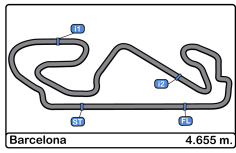


Circuit de Barcelona
 Formula Renault Eurocup
 Race - 2
 Pit Stop Analysis



Nº	In Day Time	Driver	Nat	Competitor	Nat	In Time	Stop Nº	Pit Time	Handicap	Penalty
51	16:53:10.824	Axel Matus	MEX	AVF BY ADRIAN VALLES	ESP	3:52.597	1	1:14.542		







Circuit de Barcelona
Formula Renault Eurocup
Race - 2
Final Results




Cls	Nº	Driver	Nat	Competitor	Nat	Rookie	Cls	Laps	Total Time	Gap	Interval	Km/h	Best	Time	Km/h
1	2	Logan Sargeant	USA	R-ACE GP	FRA	R	1	19	33:10.271			159.9	15	1:44.098	160.9
2	31	Christian Lundgaard	DEN	MP MOTORSPORT	NED	R	2	19	33:13.584	3.313	3.313	159.7	18	1:44.107	160.9
3	4	Victor Martins	FRA	R-ACE GP	FRA	R	3	19	33:16.465	6.194	2.881	159.4	19	1:44.177	160.8
4	1	Max Fewtrell	GBR	R-ACE GP	FRA			19	33:18.621	8.350	2.156	159.3	13	1:44.308	160.6
5	62	Thomas Maxwell	AUS	JD MOTORSPORT	ITA			19	33:24.056	13.785	5.435	158.8	19	1:44.691	160.0
6	61	Lorenzo Colombo	ITA	JD MOTORSPORT	ITA	R	4	19	33:24.388	14.117	0.332	158.8	8	1:44.618	160.1
7	21	Neil Verhagen	USA	TECH 1 RACING	FRA			19	33:25.646	15.375	1.258	158.7	16	1:44.691	160.0
8	16	Yifei Ye	CHN	JOSEF KAUFMANN RACING	GER			19	33:27.489	17.218	1.843	158.6	16	1:44.651	160.1
9	53	Eliseo Martinez	ESP	AVF BY ADRIAN VALLES	ESP	R	5	19	33:28.122	17.851	0.633	158.5	17	1:44.823	159.8
10	3	Charles Milesi	FRA	R-ACE GP	FRA	R	6	19	33:32.125	21.854	4.003	158.2	14	1:45.019	159.5
11	41	Oscar Piastrri	AUS	ARDEN	GBR	R	7	19	33:32.763	22.492	0.638	158.1	15	1:44.874	159.7
12	22	Alexander Smolyar	RUS	TECH 1 RACING	FRA	R	8	19	33:33.394	23.123	0.631	158.1	17	1:44.989	159.6
13	11	Clément Novalak	GBR	JOSEF KAUFMANN RACING	GER	R	9	19	33:34.265	23.994	0.871	158.0	17	1:44.842	159.8
14	32	Alex Peroni	AUS	MP MOTORSPORT	NED			19	33:35.209	24.938	0.944	157.9	14	1:44.792	159.9
15	43	Sami Taoufik	MAR	ARDEN	GBR	R	10	19	33:39.892	29.621	4.683	157.6	16	1:44.844	159.8
16	85	Raúl Guzman	MEX	FORTEC MOTORSPORTS	GBR			19	33:40.927	30.656	1.035	157.5	10	1:44.862	159.8
17	24	Frank Bird	GBR	TECH 1 RACING	FRA			19	33:41.537	31.266	0.610	157.5	17	1:44.668	160.1
18	33	Freek Schothorst	NED	MP MOTORSPORT	NED	R	11	19	33:46.164	35.893	4.627	157.1	19	1:44.948	159.6
19	42	Nikita Volegov	RUS	ARDEN	GBR	R	12	19	33:47.826	37.555	1.662	157.0	19	1:44.934	159.7
20	63	Najiy Razak	MAS	JD MOTORSPORT	ITA			19	33:52.528	42.257	4.702	156.6	16	1:45.385	159.0
21	84	Vladimir Tziortzis	RUS	FORTEC MOTORSPORTS	GBR	R	13	19	33:53.240	42.969	0.712	156.5	18	1:45.354	159.0
22	54	Christian Munoz	COL	AVF BY ADRIAN VALLES	ESP	R	14	19	33:55.223	44.952	1.983	156.4	5	1:45.622	158.6
Not classified: (Requirements: 90% of number laps of leader = 18 Laps)															
	23	Thomas Neubauer	FRA	TECH 1 RACING	FRA			17	30:38.490	2 Laps	2 Laps	154.9	9	1:45.015	159.5
	51	Axel Matus	MEX	AVF BY ADRIAN VALLES	ESP			7	14:04.086	12 Laps	10 Laps	138.9	4	1:46.338	157.5

Fastest lap Logan Sargeant in 1:44.098 at 161.0 Km/h in lap 15

Published at:.....

Track Temp: **29.7 °C** Air Temp: **25.9 °C** Humidity: **47 %** Track Status: **DRY**

Stewards:	Race Director:	Timekeeper: 
------------------	-----------------------	---

