



Real Federación Española
de Automovilismo




EUROFORMULA OPEN

Round 8

Barcelona

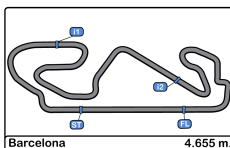
20th – 21th October 2018

Results booklet



Provided by Colegio de Cronometradores S.L.
www.cronococa.com





Circuito de Barcelona
Euroformula Open
Free Practice - 1
Provisional Results



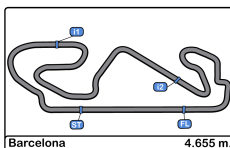
Clas	Nº	Entrant	Nat	Driver	Nat	Cat	Clas	Chassis	Team	Laps	Best	Time	Gap	Interval	Km/h
1	4	RP Motorsport	ITA	Felipe Drugovich	BRA			Dallara F312	RP Motorsport	17	15	1:39.345			168.6
2	28	Carlin Motorsport	GBR	Cameron Das	USA			Dallara F312	Carlin Motorsport	19	14	1:39.799	0.454	0.454	167.9
3	10	RACE	ESP	Bent Viscaal	NLD	R	1	Dallara F312	Teo Martin Motorsport	18	15	1:39.801	0.456	0.002	167.9
4	58	Drivex School	ESP	Javier Gonzalez	MEX	R	2	Dallara F312	Drivex School	15	14	1:39.965	0.620	0.164	167.6
5	34	Carlin Motorsport	GBR	Matheus Iorio	BRA			Dallara F312	Carlin Motorsport	19	18	1:40.004	0.659	0.039	167.5
6	18	Campos Racing	ESP	Marcos Siebert	ARG			Dallara F312	Campos Racing	19	17	1:40.073	0.728	0.069	167.4
7	1	RP Motorsport	ITA	David Schumacher	DEU	R	3	Dallara F312	RP Motorsport	19	11	1:40.175	0.830	0.102	167.2
8	8	Drivex School	ESP	Lukas Dunner	AUT	R	4	Dallara F312	Drivex School	16	12	1:40.188	0.843	0.013	167.2
9	22	Drivex School	ESP	Patrick Schott	CHE	R	5	Dallara F312	Drivex School	16	5	1:40.190	0.845	0.002	167.2
10	3	RP Motorsport	ITA	Kaylen Frederick	USA	R	6	Dallara F312	RP Motorsport	19	17	1:40.544	1.199	0.354	166.6
11	77	RP Motorsport	ITA	Guilherme Samaia	BRA			Dallara F312	RP Motorsport	17	14	1:40.663	1.318	0.119	166.4
12	51	RACE	ESP	Aldo Festante	ITA	R	7	Dallara F312	Teo Martin Motorsport	21	14	1:41.029	1.684	0.366	165.8
13	5	Carlin Motorsport	GBR	Dev Gore	USA	R	8	Dallara F312	Carlin Motorsport	21	20	1:41.298	1.953	0.269	165.4
14	6	RP Motorsport	ITA	Alessandro Bracalente	ITA			Dallara F312	RP Motorsport	16	4	1:41.518	2.173	0.220	165.0
15	11	Campos Racing	ESP	Brad Benavides	USA	R	9	Dallara F312	Campos Racing	19	16	1:41.751	2.406	0.233	164.6

Published at:.....

Track Temp: 18.8 °C Air Temp: 20.1 °C Humidity: 67 % Track Status: DRY

Stewards:	Race Director:	Timekeeper: 
-----------	----------------	---





Circuito de Barcelona
Euroformula Open
Free Practice - 1
Provisional Results by Class



Clas	Nº	Entrant	Nat	Driver	Nat	Cat	Clas	Chassis	Team	Laps	Best	Time	Gap	Interval	Km/h
1	4	RP Motorsport	ITA	Felipe Drugovich	BRA			Dallara F312	RP Motorsport	17	15	1:39.345			168.6
2	28	Carlin Motorsport	GBR	Cameron Das	USA			Dallara F312	Carlin Motorsport	19	14	1:39.799	0.454	0.454	167.9
3	34	Carlin Motorsport	GBR	Matheus Iorio	BRA			Dallara F312	Carlin Motorsport	19	18	1:40.004	0.659	0.205	167.5
4	18	Campos Racing	ESP	Marcos Siebert	ARG			Dallara F312	Campos Racing	19	17	1:40.073	0.728	0.069	167.4
5	77	RP Motorsport	ITA	Guilherme Samaia	BRA			Dallara F312	RP Motorsport	17	14	1:40.663	1.318	0.590	166.4
6	6	RP Motorsport	ITA	Alessandro Bracalente	ITA			Dallara F312	RP Motorsport	16	4	1:41.518	2.173	0.855	165.0
Rookie															
1	10	RACE	ESP	Bent Viscaal	NLD	R	1	Dallara F312	Teo Martin Motorsport	18	15	1:39.801			167.9
2	58	Drivex School	ESP	Javier Gonzalez	MEX	R	2	Dallara F312	Drivex School	15	14	1:39.965	0.164	0.164	167.6
3	1	RP Motorsport	ITA	David Schumacher	DEU	R	3	Dallara F312	RP Motorsport	19	11	1:40.175	0.374	0.210	167.2
4	8	Drivex School	ESP	Lukas Dunner	AUT	R	4	Dallara F312	Drivex School	16	12	1:40.188	0.387	0.013	167.2
5	22	Drivex School	ESP	Patrick Schott	CHE	R	5	Dallara F312	Drivex School	16	5	1:40.190	0.389	0.002	167.2
6	3	RP Motorsport	ITA	Kaylen Frederick	USA	R	6	Dallara F312	RP Motorsport	19	17	1:40.544	0.743	0.354	166.6
7	51	RACE	ESP	Aldo Festante	ITA	R	7	Dallara F312	Teo Martin Motorsport	21	14	1:41.029	1.228	0.485	165.8
8	5	Carlin Motorsport	GBR	Dev Gore	USA	R	8	Dallara F312	Carlin Motorsport	21	20	1:41.298	1.497	0.269	165.4
9	11	Campos Racing	ESP	Brad Benavides	USA	R	9	Dallara F312	Campos Racing	19	16	1:41.751	1.950	0.453	164.6

Published at:.....

Track Temp: 18.8 °C Air Temp: 20.1 °C Humidity: 67 % Track Status: DRY

Stewards:	Race Director:	Timekeeper:





Circuit de Barcelona
Euroformula Open
Free Practice - 1
Lap Analysis



1 David Schumacher R Dallara F312 **4** Felipe Drugovich Dallara F312
 RP Motorsport RP Motorsport

Lap D	Time	Sector 1	Sector 2	Sector 3	T. Spd	Elapsed	Lap D	Time	Sector 1	Sector 2	Sector 3	T. Spd	Elapsed
1	9:02:07.607	9:00:47.522	41.629	38.456	174.1	9:02:07.607	1	9:02:22.854	9:01:03.947	43.764	35.143	131.7	9:02:22.854
2	1:42.424	29.837	39.334	33.253	232.2	9:03:50.031	2	1:42.537	30.129	39.492	32.916	232.2	9:04:05.391
3	1:45.255	32.325	39.842	33.088	234.7	9:05:35.286	3	1:58.265 P	30.026	44.095	44.144	234.7	9:06:03.656
4	1:41.708	29.373	39.002	33.333	235.8	9:07:16.994	4	2:28.336 P	1:09.323	40.802	38.211	176.4	9:08:31.992
5	1:41.728	29.221	39.190	33.317	236.3	9:08:58.722	5	4:34.745	3:16.851	43.783	34.111	147.1	9:13:06.737
6	1:46.195 P	29.423	39.001	37.771	238.9	9:10:44.917	6	1:44.909	29.844	40.721	34.344	231.7	9:14:51.646
7	2:34.870 P	1:14.372	39.641	40.857	174.4	9:13:19.787	7	1:40.482	29.299	38.745	32.438	237.8	9:16:32.128
8	4:16.413	2:57.807	44.416	34.190	176.1	9:17:36.200	8	1:39.807	29.015	38.383	32.409	237.8	9:18:11.935
9	1:41.115	29.750	38.556	32.809	236.3	9:19:17.315	9	1:39.915	28.991	38.406	32.518	237.3	9:19:51.850
10	1:40.766	29.052	38.844	32.870	237.3	9:20:58.081	10	1:39.960	28.905	38.408	32.647	237.8	9:21:31.810
11	1:40.175	29.091	38.256	32.828	236.8	9:22:38.256	11	1:45.665 P	28.910	38.436	38.319	240.0	9:23:17.475
12	1:40.543	28.965	38.463	33.115	237.3	9:24:18.799	12	7:45.681	6:28.267	42.689	34.725	132.8	9:31:03.156
13	1:40.377	29.018	38.466	32.893	237.8	9:25:59.176	13	1:44.211	30.829	39.674	33.708	225.4	9:32:47.367
14	1:47.690 P	29.057	39.529	39.104	237.8	9:27:46.866	14	1:39.711	29.054	38.280	32.377	237.8	9:34:27.078
15	6:16.166	5:02.423	40.168	33.575	142.4	9:34:03.032	15	1:39.345	28.858	38.235	32.252	240.0	9:36:06.423
16	1:40.758	29.160	38.705	32.893	236.8	9:35:43.790	16	1:40.142	28.847	38.361	32.934	241.0	9:37:46.565
17	1:40.747	29.115	38.639	32.993	237.3	9:37:24.537	17	1:48.982 P	30.074	40.380	38.528	240.0	9:39:35.547
18	1:45.623 P	29.557	39.106	36.960	237.8	9:39:10.160	5						
19	2:24.280 P	1:04.304	38.733	41.243	180.0	9:41:34.440		Dev Gore					Dallara F312

3 Kaylen Frederick R Dallara F312 **5** Dev Gore R Dallara F312
 RP Motorsport Carlin Motorsport

Lap D	Time	Sector 1	Sector 2	Sector 3	T. Spd	Elapsed	Lap D	Time	Sector 1	Sector 2	Sector 3	T. Spd	Elapsed
1	9:02:02.290	9:00:45.283	42.501	34.506	147.3	9:02:02.290	1	9:02:20.676 P	9:00:55.577	43.600	41.499	152.1	9:02:20.676
2	1:42.972	29.967	39.672	33.333	233.7	9:03:45.262	2	2:29.413	1:13.369	41.570	34.474	176.4	9:04:50.089
3	1:41.609	29.244	39.161	33.204	236.3	9:05:26.871	3	1:44.416	30.353	40.073	33.990	234.2	9:06:34.505
4	1:42.630	29.264	39.989	33.377	240.0	9:07:09.501	4	1:42.441	29.640	39.426	33.375	235.8	9:08:16.946
5	1:44.250	29.303	39.141	35.806	242.1	9:08:53.751	5	1:42.591	29.746	39.470	33.375	235.8	9:09:59.537
6	1:42.028	29.531	39.154	33.343	238.4	9:10:35.779	6	1:42.094	29.559	39.249	33.286	236.3	9:11:41.631
7	1:48.299 P	29.345	38.977	39.977	240.0	9:12:24.078	7	1:42.709	29.440	39.593	33.676	236.3	9:13:24.340
8	4:42.220	3:27.087	41.679	33.454	146.1	9:17:06.298	8	1:45.971	29.967	39.612	36.392	237.3	9:15:10.311
9	1:43.278	30.036	39.604	33.638	235.8	9:18:49.576	9	1:42.212	29.432	39.294	33.486	237.3	9:16:52.523
10	1:42.019	29.140	38.779	34.100	236.8	9:20:31.595	10	1:48.334 P	29.688	39.937	38.709	236.8	9:18:40.857
11	1:41.336	29.368	38.902	33.066	237.8	9:22:12.931	11	6:41.093	5:23.133	43.207	34.753	178.2	9:25:21.950
12	1:46.096 P	29.045	38.960	38.091	237.8	9:23:59.027	12	1:41.891	29.667	39.192	33.032	233.7	9:27:03.841
13	6:35.049	5:19.727	41.698	33.624	150.2	9:30:34.076	13	1:41.455	29.331	39.090	33.034	234.7	9:28:45.296
14	1:41.854	29.697	39.040	33.117	236.3	9:32:15.930	14	1:41.411	29.219	38.903	33.289	236.3	9:30:26.707
15	1:40.887	29.221	38.799	32.867	236.3	9:33:56.817	15	1:55.378	29.635	48.076	37.667	235.8	9:32:22.085
16	1:40.671	29.084	38.736	32.851	237.8	9:35:37.488	16	1:42.099	29.297	39.274	33.528	235.8	9:34:04.184
17	1:40.544	29.021	38.743	32.780	238.4	9:37:18.032	17	1:41.667	29.271	39.363	33.033	240.0	9:35:45.851
18	1:40.609	28.979	38.574	33.056	237.8	9:38:58.641	18	1:46.501	30.387	41.612	34.502	238.4	9:37:32.352
19	1:51.486 P	30.055	38.674	42.757	238.4	9:40:50.127	19	1:41.704	29.379	38.805	33.520	236.3	9:39:14.056
							20	1:41.298	29.092	38.995	33.211	238.4	9:40:55.354
							21	2:09.242 P	33.719	48.424	47.099	181.8	9:43:04.596





Circuit de Barcelona
Euroformula Open
Free Practice - 1
Lap Analysis



6

Alessandro Bracalente

Dallara F312

10

Bent Viscaal

R

Dallara F312

RP Motorsport

Teo Martin Motorsport

Lap	D	Time	Sector 1	Sector 2	Sector 3	T. Spd	Elapsed	Lap	D	Time	Sector 1	Sector 2	Sector 3	T. Spd	Elapsed
1		9:03:30.217	9:01:58.192	52.321	39.704	71.6	9:03:30.217	1		9:02:29.561	9:01:06.566	46.191	36.804	161.9	9:02:29.561
2		1:55.343	31.611	41.974	41.758	231.2	9:05:25.560	2		1:48.327	31.736	42.267	34.324	202.6	9:04:17.888
3		1:43.033	30.144	39.899	32.990	232.7	9:07:08.593	3		1:49.037	33.024	41.399	34.614	198.1	9:06:06.925
4		1:41.518	29.564	38.930	33.024	233.7	9:08:50.111	4		1:46.247	32.923	39.694	33.630	203.7	9:07:53.172
5		1:42.332	29.581	39.506	33.245	234.2	9:10:32.443	5		1:59.446 P	31.475	44.296	43.675	237.8	9:09:52.618
6		1:42.190	29.551	39.386	33.253	234.2	9:12:14.633	6		7:32.636	6:20.225	39.448	32.963	180.9	9:17:25.254
7		1:42.143	29.657	39.295	33.191	233.7	9:13:56.776	7		1:40.168	29.008	38.447	32.713	237.8	9:19:05.422
8		2:02.769	31.936	49.147	41.686	233.7	9:15:59.545	8		1:40.857	29.706	38.438	32.713	237.8	9:20:46.279
9		1:42.301	29.764	39.227	33.310	233.2	9:17:41.846	9		1:39.963	28.947	38.354	32.662	236.3	9:22:26.242
10		1:47.650 P	29.373	39.140	39.137	234.7	9:19:29.496	10		1:40.429	28.832	38.651	32.946	236.8	9:24:06.671
11		10:06.659	8:48.220	42.274	36.165	163.3	9:29:36.155	11		1:47.138 P	29.103	38.557	39.478	237.3	9:25:53.809
12		1:49.081	34.117	40.985	33.979	232.7	9:31:25.236	12		6:50.164	5:33.781	42.061	34.322	173.6	9:32:43.973
13		1:42.348	29.707	39.437	33.204	233.7	9:33:07.584	13		1:41.013	29.567	38.658	32.788	231.7	9:34:24.986
14		1:42.827	29.738	39.341	33.748	235.2	9:34:50.411	14		1:39.831	28.992	38.313	32.526	237.3	9:36:04.817
15		1:42.318	29.627	39.255	33.436	234.2	9:36:32.729	15		1:39.801	28.920	38.207	32.674	237.3	9:37:44.618
16		2:10.851 P	29.669	58.063	43.119	234.2	9:38:43.580	16		1:46.327	34.040	39.421	32.866	133.6	9:39:30.945
17		1:40.141						17		1:40.141	28.774	38.582	32.785	237.8	9:41:11.086
18		1:54.947 P						18		1:54.947 P	28.958	38.510	47.479	237.8	9:43:06.033

8

Lukas Dunner

R

Dallara F312

Drivex School

11

Brad Benavides

R

Dallara F312

Campos Racing

Lap	D	Time	Sector 1	Sector 2	Sector 3	T. Spd	Elapsed	Lap	D	Time	Sector 1	Sector 2	Sector 3	T. Spd	Elapsed
1		9:02:37.664	9:01:18.226		9:02:37.664	171.9	9:02:37.664								
2		1:48.130	31.009	43.600	33.521		9:04:25.794								
3		1:41.814	29.439	39.271	33.104	235.2	9:06:07.608	1		9:03:06.502	9:01:46.115	44.653	35.734	136.3	9:03:06.502
4		1:41.290	29.385	38.909	32.996	237.3	9:07:48.898	2		1:45.547	30.668	40.962	33.917	229.2	9:04:52.049
5		1:41.230	29.300	39.018	32.912	237.3	9:09:30.128	3		1:44.488	29.641	39.993	34.854	234.7	9:06:36.537
6		1:50.996	29.119	46.112	35.765	237.3	9:11:21.124	4		1:43.847	30.074	40.101	33.672	235.8	9:08:20.384
7		1:40.941	29.202	38.804	32.935	235.2	9:13:02.065	5		1:42.863	29.675	39.713	33.475	235.2	9:10:03.247
8		1:46.110 P	29.303	38.914	37.893	235.8	9:14:48.175	6		1:42.132	29.473	39.313	33.346	235.8	9:11:45.379
9		16:17.661	14:58.973		16:55.554	157.4	9:31:05.836	7		1:43.232	29.570	40.053	33.609	235.8	9:13:28.611
10		1:49.661			18:45.215	225.4	9:32:55.497	8		1:42.670	29.464	39.604	33.602	235.8	9:15:11.281
11		1:40.507	29.077	38.844	32.586	236.8	9:34:36.004	9		1:42.649	29.632	39.434	33.583	238.9	9:16:53.930
12		1:40.188	29.080	38.547	32.561	237.3	9:36:16.192	10		1:42.546	29.479	39.535	33.532	237.8	9:18:36.476
13		1:47.953	33.146	41.807	33.000	238.9	9:38:04.145	11		2:03.730 P	29.607	39.936	54.187	234.7	9:20:40.206
14		1:40.218	29.132	38.613	32.473	235.8	9:39:44.363	12		9:28.178	8:11.623	42.519	34.036	162.8	9:30:08.384
15		1:40.254	29.048	38.444	32.762	236.3	9:41:24.617	13		1:45.452	32.121	40.003	33.328	230.7	9:31:53.836
16		1:47.285 P		2:19.463	39.028	235.2	9:43:11.902	14		1:42.223	29.472	39.403	33.348	233.7	9:33:36.059
								15		1:41.902	29.435	39.224	33.243	234.2	9:35:17.961
								16		1:41.751	29.393	38.994	33.364	233.2	9:36:59.712
								17		1:44.984	29.426	39.115	36.443	234.2	9:38:44.696
								18		1:44.300	29.223	39.338	35.739	236.8	9:40:28.996
								19		1:52.689 P	29.840	41.447	41.402	233.2	9:42:21.685





Circuit de Barcelona
Euroformula Open
Free Practice - 1
Lap Analysis



18

Marcos Siebert

Dallara F312

28

Cameron Das

Dallara F312

Campos Racing

Carlin Motorsport

Lap	D	Time	Sector 1	Sector 2	Sector 3	T. Spd	Elapsed	Lap	D	Time	Sector 1	Sector 2	Sector 3	T. Spd	Elapsed
1		9:02:52.148	9:01:31.673	44.103	36.372	148.9	9:02:52.148	1		9:02:11.604	9:00:55.803	41.638	34.163	154.0	9:02:11.604
2		1:46.392	31.915	40.474	34.003	220.4	9:04:38.540	2		1:49.371 P	30.458	40.490	38.423	233.7	9:04:00.975
3		1:41.218	29.414	38.772	33.032	234.2	9:06:19.758	3		2:13.024	57.050	39.311	36.663	178.5	9:06:13.999
4		1:40.555	29.055	38.727	32.773	237.8	9:08:00.313	4		1:41.358	29.328	38.771	33.259	236.8	9:07:55.357
5		1:48.395	31.212	43.650	33.533	237.8	9:09:48.708	5		1:40.543	29.093	38.617	32.833	238.4	9:09:35.900
6		1:40.593	29.247	38.618	32.728	238.9	9:11:29.301	6		1:40.440	28.963	38.614	32.863	237.3	9:11:16.340
7		1:48.584 P	29.136	40.015	39.433	240.0	9:13:17.885	7		1:41.073	29.234	38.547	33.292	238.9	9:12:57.413
8		6:53.960	5:40.235	39.907	33.818	178.5	9:20:11.845	8		1:59.544	29.857	45.858	43.829	236.8	9:14:56.957
9		1:40.622	29.264	38.537	32.821	235.8	9:21:52.467	9		1:40.668	29.166	38.625	32.877	237.8	9:16:37.625
10		1:40.525	29.070	38.612	32.843	236.8	9:23:32.992	10		1:45.054 P	29.193	38.624	37.237	238.4	9:18:22.679
11		1:40.882	29.296	38.610	32.976	236.3	9:25:13.874	11		8:21.614	7:03.721	43.895	33.998	180.9	9:26:44.293
12		1:45.719 P	29.175	38.512	38.032	236.3	9:26:59.593	12		1:45.278	30.954	39.459	34.865	217.7	9:28:29.571
13		5:49.061	4:31.282	41.182	36.597	177.3	9:32:48.654	13		1:40.321	29.179	38.551	32.591	235.2	9:30:09.892
14		1:43.050	31.050	39.038	32.962	223.6	9:34:31.704	14		1:39.799	28.933	38.389	32.477	238.9	9:31:49.691
15		1:40.390	29.209	38.418	32.763	235.8	9:36:12.094	15		1:40.044	28.975	38.471	32.598	237.3	9:33:29.735
16		1:40.089	29.268	38.290	32.531	237.3	9:37:52.183	16		1:55.884	30.779	48.982	36.123	232.7	9:35:25.619
17		1:40.073	28.997	38.299	32.777	236.8	9:39:32.256	17		1:40.287	29.044	38.444	32.799	236.8	9:37:05.906
18		1:40.224	29.049	38.517	32.658	240.5	9:41:12.480	18		1:40.416	28.971	38.545	32.900	238.4	9:38:46.322
19		1:56.856 P	29.060	38.417	49.379	239.4	9:43:09.336	19		1:46.327 P	29.006	39.007	38.314	239.4	9:40:32.649

22

Patrick Schott

R

Dallara F312

34

Matheus Iorio

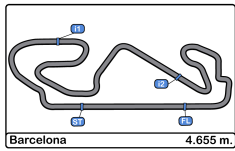
Dallara F312

Drivex School

Carlin Motorsport

Lap	D	Time	Sector 1	Sector 2	Sector 3	T. Spd	Elapsed	Lap	D	Time	Sector 1	Sector 2	Sector 3	T. Spd	Elapsed
1		9:06:59.589	9:05:38.559	45.485	35.545	138.2	9:06:59.589	1		9:02:15.007 P	9:00:54.333	42.159	38.515	150.4	9:02:15.007
2		1:43.392	30.703	39.715	32.974	231.2	9:08:42.981	2		2:27.903	1:11.254	42.330	34.319	175.6	9:04:42.910
3		1:40.976	29.414	38.783	32.779	234.7	9:10:23.957	3		1:42.098	29.634	39.338	33.126	235.8	9:06:25.008
4		1:40.434	29.259	38.537	32.638	233.2	9:12:04.391	4		1:41.167	29.262	38.842	33.063	237.8	9:08:06.175
5		1:40.190	29.296	38.345	32.549	233.7	9:13:44.581	5		1:40.864	29.146	38.838	32.880	237.3	9:09:47.039
6		2:00.981	29.237	50.798	40.946	233.7	9:15:45.562	6		1:40.649	29.067	38.596	32.986	237.8	9:11:27.688
7		1:42.121	30.454	38.884	32.783	233.7	9:17:27.683	7		1:41.151	29.121	38.666	33.364	238.9	9:13:08.839
8		1:46.224 P	29.244	38.648	38.332	235.8	9:19:13.907	8		1:40.629	29.136	38.553	32.940	239.4	9:14:49.468
9		9:51.747	8:39.858	39.077	32.812	184.6	9:29:05.654	9		1:50.176 P	29.790	40.694	39.692	238.9	9:16:39.644
10		1:40.994	29.508	38.651	32.835	232.7	9:30:46.648	10		9:24.494	8:04.886	45.063	34.545	158.3	9:26:04.138
11		1:41.130	29.467	38.725	32.938	233.2	9:32:27.778	11		1:48.999	30.348	45.003	33.648	226.4	9:27:53.137
12		1:40.492	29.319	38.270	32.903	233.7	9:34:08.270	12		1:40.384	29.039	38.542	32.803	235.8	9:29:33.521
13		1:48.730 P	29.148	40.596	38.986	234.7	9:35:57.000	13		1:44.132	29.075	41.119	33.938	238.9	9:31:17.653
14		3:11.271	1:59.183	39.020	33.068	186.5	9:39:08.271	14		1:40.270	29.025	38.396	32.849	238.9	9:32:57.923
15		1:41.004	29.376	38.620	33.008	233.2	9:40:49.275	15		1:40.356	29.032	38.485	32.839	239.4	9:34:38.279
16		1:51.238 P	29.445	40.515	41.278	231.2	9:42:40.513	16		1:40.457	28.908	38.709	32.840	240.5	9:36:18.736
								17		1:40.196	28.952	38.365	32.879	240.0	9:37:58.932
								18		1:40.004	28.875	38.158	32.971	238.9	9:39:38.936
								19		1:54.576 P	28.968	40.226	45.382	240.5	9:41:33.512





Circuit de Barcelona
Euroformula Open
Free Practice - 1
Lap Analysis



51

Aldo Festante

R

Dallara F312

77

Guilherme Samaia

Dallara F312

Teo Martin Motorsport

RP Motorsport

Lap	D	Time	Sector 1	Sector 2	Sector 3	T. Spd	Elapsed	Lap	D	Time	Sector 1	Sector 2	Sector 3	T. Spd	Elapsed
1		9:02:26.752	9:00:55.337	50.921	40.494	169.5	9:02:26.752	1		9:02:23.586	9:01:04.785	43.802	34.999	139.3	9:02:23.586
2		1:52.419	34.208	43.800	34.411	206.5	9:04:19.171	2		1:43.833	30.217	40.044	33.572	233.2	9:04:07.419
3		1:44.613	30.222	40.514	33.877	238.9	9:06:03.784	3		1:48.923 P	29.395	39.332	40.196	236.3	9:05:56.342
4		1:42.591	29.597	39.782	33.212	237.8	9:07:46.375	4		2:40.799 P	1:22.657	39.611	38.531	178.8	9:08:37.141
5		1:42.250	29.361	39.665	33.224	238.4	9:09:28.625	5		4:33.012	3:14.680	42.633	35.699	176.1	9:13:10.153
6		1:42.291	29.309	39.821	33.161	237.8	9:11:10.916	6		1:43.381	29.694	38.964	34.723	233.2	9:14:53.534
7		2:08.068	35.046	53.739	39.283	172.5	9:13:18.984	7		1:40.728	29.121	38.784	32.823	237.8	9:16:34.262
8		1:42.271	29.494	39.362	33.415	238.4	9:15:01.255	8		1:40.740	29.171	38.702	32.867	238.4	9:18:15.002
9		1:53.972 P	29.796	40.052	44.124	237.8	9:16:55.227	9		1:40.821	29.109	38.731	32.981	236.8	9:19:55.823
10		7:29.709	6:12.560	43.420	33.729	170.0	9:24:24.936	10		1:48.100 P	29.253	39.400	39.447	237.3	9:21:43.923
11		1:41.752	29.419	38.985	33.348	237.3	9:26:06.688	11		8:33.757	7:17.148	41.996	34.613	174.4	9:30:17.680
12		1:41.603	29.304	39.164	33.135	236.8	9:27:48.291	12		1:42.253	30.143	39.295	32.815	227.3	9:31:59.933
13		1:41.555	29.197	39.283	33.075	238.4	9:29:29.846	13		1:41.267	29.296	39.058	32.913	234.7	9:33:41.200
14		1:41.029	29.301	39.055	32.673	238.4	9:31:10.875	14		1:40.663	29.271	38.532	32.860	236.3	9:35:21.863
15		1:41.381	29.078	39.073	33.230	235.8	9:32:52.256	15		1:40.733	29.224	38.793	32.716	236.3	9:37:02.596
16		1:41.368	29.121	39.204	33.043	234.7	9:34:33.624	16		1:40.951	29.138	38.809	33.004	237.3	9:38:43.547
17		1:41.412	29.181	39.003	33.228	234.2	9:36:15.036	17		1:59.095 P	29.194	44.577	45.324	235.2	9:40:42.642
18		1:41.322	29.077	38.937	33.308	236.8	9:37:56.358								
19		1:41.252	29.165	38.723	33.364	238.4	9:39:37.610								
20		1:41.830	29.147	39.059	33.624	235.8	9:41:19.440								
21		2:11.639 P	34.728	46.670	50.241	237.8	9:43:31.079								

58

Javier Gonzalez

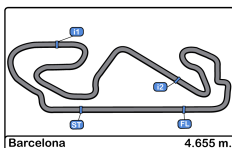
R

Dallara F312

Drivex School

Lap	D	Time	Sector 1	Sector 2	Sector 3	T. Spd	Elapsed
1		9:03:13.084 P	9:01:38.093	44.819	50.172	173.9	9:03:13.084
2		2:54.459 P	1:29.173	41.433	43.853	174.7	9:06:07.543
3		2:55.002	1:32.761	43.819	38.422	175.8	9:09:02.545
4		1:40.970	29.355	38.771	32.844	235.8	9:10:43.515
5		1:40.503	29.189	38.550	32.764	235.8	9:12:24.018
6		1:43.632	29.091	38.565	35.976	235.8	9:14:07.650
7		1:43.569	29.187	39.801	34.581	234.7	9:15:51.219
8		1:40.475	29.234	38.536	32.705	236.3	9:17:31.694
9		1:44.647 P	29.086	38.629	36.932	237.3	9:19:16.341
10		12:03.409	10:37.876	47.053	38.480	175.0	9:31:19.750
11		1:44.953	31.632	40.087	33.234	209.7	9:33:04.703
12		1:51.416	36.397	41.219	33.800	234.7	9:34:56.119
13		1:40.067	29.094	38.401	32.572	235.8	9:36:36.186
14		1:39.965	29.094	38.382	32.489	236.8	9:38:16.151
15		1:59.744 P	37.146	42.534	40.064	235.8	9:40:15.895



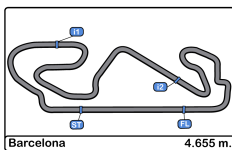


Circuito de Barcelona
Euroformula Open
Free Practice - 1
Best Sectors Results



Sector - 1				Sector - 2				Sector - 3				Ideal Lap vs Best Lap				
Clas	Nº	Driver	Time	Nº	Driver	Time	Nº	Driver	Time	Clas	Nº	Driver	Ideal Lap	Best Lap	Clas	
1	10	Bent Viscaal	28.774	34	Matheus Iorio	38.158	4	Felipe Drugovich	32.252	1	4	Felipe Drugovich	1:39.334	1:39.345	1	
2	4	Felipe Drugovich	28.847	10	Bent Viscaal	38.207	8	Lukas Dunner	32.473	2	10	Bent Viscaal	1:39.507	1:39.801	3	
3	34	Matheus Iorio	28.875	4	Felipe Drugovich	38.235	28	Cameron Das	32.477	3	28	Cameron Das	1:39.799	1:39.799	2	
4	28	Cameron Das	28.933	1	David Schumacher	38.256	58	Javier Gonzalez	32.489	4	18	Marcos Siebert	1:39.818	1:40.073	6	
5	1	David Schumacher	28.965	22	Patrick Schott	38.270	10	Bent Viscaal	32.526	5	34	Matheus Iorio	1:39.836	1:40.004	5	
6	3	Kaylen Frederick	28.979	18	Marcos Siebert	38.290	18	Marcos Siebert	32.531	6	58	Javier Gonzalez	1:39.957	1:39.965	4	
7	18	Marcos Siebert	28.997	58	Javier Gonzalez	38.382	22	Patrick Schott	32.549	7	8	Lukas Dunner	1:39.965	1:40.188	8	
8	8	Lukas Dunner	29.048	28	Cameron Das	38.389	51	Aldo Festante	32.673	8	22	Patrick Schott	1:39.967	1:40.190	9	
9	51	Aldo Festante	29.077	8	Lukas Dunner	38.444	77	Guilherme Samaia	32.716	9	1	David Schumacher	1:40.030	1:40.175	7	
10	58	Javier Gonzalez	29.086	77	Guilherme Samaia	38.532	3	Kaylen Frederick	32.780	10	3	Kaylen Frederick	1:40.333	1:40.544	10	
11	5	Dev Gore	29.092	3	Kaylen Frederick	38.574	34	Matheus Iorio	32.803	11	77	Guilherme Samaia	1:40.357	1:40.663	11	
12	77	Guilherme Samaia	29.109	51	Aldo Festante	38.723	1	David Schumacher	32.809	12	51	Aldo Festante	1:40.473	1:41.029	12	
13	22	Patrick Schott	29.148	5	Dev Gore	38.805	6	Alessandro Bracalente	32.990	13	5	Dev Gore	1:40.929	1:41.298	13	
14	11	Brad Benavides	29.223	6	Alessandro Bracalente	38.930	5	Dev Gore	33.032	14	6	Alessandro Bracalente	1:41.293	1:41.518	14	
15	6	Alessandro Bracalente	29.373	11	Brad Benavides	38.994	11	Brad Benavides	33.243	15	11	Brad Benavides	1:41.460	1:41.751	15	



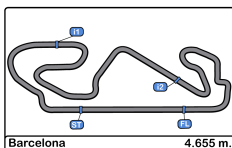


Circuito de Barcelona
Euroformula Open
Free Practice - 1
Best 5 Lap Times



Cls	Nº	Entrant	Nat	Driver	Nat	Cat	Cls	Chassis	Team	Best 1		Best 2		Best 3		Best 4		Best 5	
										Time	Lap	Time	Lap	Time	Lap	Time	Lap	Time	Lap
1	4	RP Motorsport	ITA	Felipe Drugovich	BRA			Dallara F312	RP Motorsport	1:39.345	15	1:39.711	14	1:39.807	8	1:39.915	9	1:39.960	10
2	28	Carlin Motorsport	GBR	Cameron Das	USA			Dallara F312	Carlin Motorsport	1:39.799	14	1:40.044	15	1:40.287	17	1:40.321	13	1:40.416	18
3	10	RACE	ESP	Bent Viscaal	NLD	R	1	Dallara F312	Teo Martin Motorsport	1:39.801	15	1:39.831	14	1:39.963	9	1:40.141	17	1:40.168	7
4	58	Drivex School	ESP	Javier Gonzalez	MEX	R	2	Dallara F312	Drivex School	1:39.965	14	1:40.067	13	1:40.475	8	1:40.503	5	1:40.970	4
5	34	Carlin Motorsport	GBR	Matheus Iorio	BRA			Dallara F312	Carlin Motorsport	1:40.004	18	1:40.196	17	1:40.270	14	1:40.356	15	1:40.384	12
6	18	Campos Racing	ESP	Marcos Siebert	ARG			Dallara F312	Campos Racing	1:40.073	17	1:40.089	16	1:40.224	18	1:40.390	15	1:40.525	10
7	1	RP Motorsport	ITA	David Schumacher	DEU	R	3	Dallara F312	RP Motorsport	1:40.175	11	1:40.377	13	1:40.543	12	1:40.747	17	1:40.758	16
8	8	Drivex School	ESP	Lukas Dunner	AUT	R	4	Dallara F312	Drivex School	1:40.188	12	1:40.218	14	1:40.254	15	1:40.507	11	1:40.941	7
9	22	Drivex School	ESP	Patrick Schott	CHE	R	5	Dallara F312	Drivex School	1:40.190	5	1:40.434	4	1:40.492	12	1:40.976	3	1:40.994	10
10	3	RP Motorsport	ITA	Kaylen Frederick	USA	R	6	Dallara F312	RP Motorsport	1:40.544	17	1:40.609	18	1:40.671	16	1:40.887	15	1:41.336	11
11	77	RP Motorsport	ITA	Guilherme Samaia	BRA			Dallara F312	RP Motorsport	1:40.663	14	1:40.728	7	1:40.733	15	1:40.740	8	1:40.821	9
12	51	RACE	ESP	Aldo Festante	ITA	R	7	Dallara F312	Teo Martin Motorsport	1:41.029	14	1:41.252	19	1:41.322	18	1:41.368	16	1:41.381	15
13	5	Carlin Motorsport	GBR	Dev Gore	USA	R	8	Dallara F312	Carlin Motorsport	1:41.298	20	1:41.411	14	1:41.455	13	1:41.667	17	1:41.704	19
14	6	RP Motorsport	ITA	Alessandro Bracalente	ITA			Dallara F312	RP Motorsport	1:41.518	4	1:42.143	7	1:42.190	6	1:42.301	9	1:42.318	15
15	11	Campos Racing	ESP	Brad Benavides	USA	R	9	Dallara F312	Campos Racing	1:41.751	16	1:41.902	15	1:42.132	6	1:42.223	14	1:42.546	10



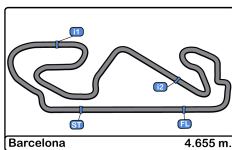


Circuito de Barcelona
Euroformula Open
Free Practice - 1
Best 5 Top Speeds



Cls	Nº	Entrant	Nat	Driver	Nat	Cat	Cls	Chassis	Team	Top 1		Top 2		Top 3		Top 4		Top 5		Avg
										Km/h	Lap	Km/h	Lap	Km/h	Lap	Km/h	Lap	Km/h	Lap	
1	3	RP Motorsport	ITA	Kaylen Frederick	USA	R	1	Dallara F312	RP Motorsport	242.1	5	240.0	4	240.0	7	238.4	6	238.4	17	239.7
2	4	RP Motorsport	ITA	Felipe Drugovich	BRA			Dallara F312	RP Motorsport	241.0	16	240.0	11	240.0	15	240.0	17	237.8	7	239.7
3	18	Campos Racing	ESP	Marcos Siebert	ARG			Dallara F312	Campos Racing	240.5	18	240.0	7	239.4	19	238.9	6	237.8	4	239.3
4	34	Carlin Motorsport	GBR	Matheus Iorio	BRA			Dallara F312	Carlin Motorsport	240.5	16	240.5	19	240.0	17	239.4	8	239.4	15	240.0
5	5	Carlin Motorsport	GBR	Dev Gore	USA	R	2	Dallara F312	Carlin Motorsport	240.0	17	238.4	18	238.4	20	237.3	8	237.3	9	238.3
6	28	Carlin Motorsport	GBR	Cameron Das	USA			Dallara F312	Carlin Motorsport	239.4	19	238.9	7	238.9	14	238.4	5	238.4	10	238.8
7	1	RP Motorsport	ITA	David Schumacher	DEU	R	3	Dallara F312	RP Motorsport	238.9	6	237.8	13	237.8	14	237.8	18	237.3	10	237.9
8	8	Drivex School	ESP	Lukas Dunner	AUT	R	4	Dallara F312	Drivex School	238.9	13	237.3	4	237.3	5	237.3	6	237.3	12	237.6
9	11	Campos Racing	ESP	Brad Benavides	USA	R	5	Dallara F312	Campos Racing	238.9	9	237.8	10	236.8	18	235.8	4	235.8	6	237.0
10	51	RACE	ESP	Aldo Festante	ITA	R	6	Dallara F312	Teo Martin Motorsport	238.9	3	238.4	5	238.4	8	238.4	13	238.4	14	238.5
11	77	RP Motorsport	ITA	Guilherme Samaia	BRA			Dallara F312	RP Motorsport	238.4	8	237.8	7	237.3	10	237.3	16	236.8	9	237.5
12	10	RACE	ESP	Bent Viscaal	NLD	R	7	Dallara F312	Teo Martin Motorsport	237.8	5	237.8	7	237.8	8	237.8	17	237.8	18	237.8
13	58	Drivex School	ESP	Javier Gonzalez	MEX	R	8	Dallara F312	Drivex School	237.3	9	236.8	14	236.3	8	235.8	4	235.8	5	236.4
14	22	Drivex School	ESP	Patrick Schott	CHE	R	9	Dallara F312	Drivex School	235.8	8	234.7	3	234.7	13	233.7	5	233.7	6	234.5
15	6	RP Motorsport	ITA	Alessandro Bracalente	ITA			Dallara F312	RP Motorsport	235.2	14	234.7	10	234.2	5	234.2	6	234.2	15	234.5



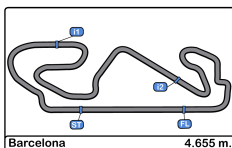


Circuito de Barcelona
Euroformula Open
Free Practice - 1
Fastest Laps Sequence



Lap	Time of Day	Session Time	Nº	Entrant	Nat	Driver	Nat	Cat	Chassis	Team	Time	Km/h
2	9:03:45.262	3:45.262	3	RP Motorsport	ITA	Kaylen Frederick	USA	R	Dallara F312	RP Motorsport	1:42.972	162.7
2	9:03:50.031	3:50.031	1	RP Motorsport	ITA	David Schumacher	DEU	R	Dallara F312	RP Motorsport	1:42.424	163.6
3	9:05:26.871	5:26.871	3	RP Motorsport	ITA	Kaylen Frederick	USA	R	Dallara F312	RP Motorsport	1:41.609	164.9
3	9:06:19.758	6:19.758	18	Campos Racing	ESP	Marcos Siebert	ARG		Dallara F312	Campos Racing	1:41.218	165.5
4	9:08:00.313	8:00.313	18	Campos Racing	ESP	Marcos Siebert	ARG		Dallara F312	Campos Racing	1:40.555	166.6
5	9:09:35.900	9:35.900	28	Carlin Motorsport	GBR	Cameron Das	USA		Dallara F312	Carlin Motorsport	1:40.543	166.6
6	9:11:16.340	11:16.340	28	Carlin Motorsport	GBR	Cameron Das	USA		Dallara F312	Carlin Motorsport	1:40.440	166.8
4	9:12:04.391	12:04.391	22	Drivex School	ESP	Patrick Schott	CHE	R	Dallara F312	Drivex School	1:40.434	166.8
5	9:13:44.581	13:44.581	22	Drivex School	ESP	Patrick Schott	CHE	R	Dallara F312	Drivex School	1:40.190	167.2
8	9:18:11.935	18:11.935	4	RP Motorsport	ITA	Felipe Drugovich	BRA		Dallara F312	RP Motorsport	1:39.807	167.9
14	9:31:49.691	31:49.691	28	Carlin Motorsport	GBR	Cameron Das	USA		Dallara F312	Carlin Motorsport	1:39.799	167.9
14	9:34:27.078	34:27.078	4	RP Motorsport	ITA	Felipe Drugovich	BRA		Dallara F312	RP Motorsport	1:39.711	168.0
15	9:36:06.423	36:06.423	4	RP Motorsport	ITA	Felipe Drugovich	BRA		Dallara F312	RP Motorsport	1:39.345	168.6





Circuito de Barcelona
Euroformula Open
Free Practice - 1
Event Best Maximum Speed



Nº	Entrant	Nat	Driver	Nat	Cat	Clas	Chassis	Team	Km/h	Session
3	RP Motorsport	ITA	Kaylen Frederick	USA	R	1	Dallara F312	RP Motorsport	242.1	Free Practice - 1
4	RP Motorsport	ITA	Felipe Drugovich	BRA			Dallara F312	RP Motorsport	241.0	Free Practice - 1
34	Carlin Motorsport	GBR	Matheus Iorio	BRA			Dallara F312	Carlin Motorsport	240.5	Free Practice - 1
18	Campos Racing	ESP	Marcos Siebert	ARG			Dallara F312	Campos Racing	240.5	Free Practice - 1
5	Carlin Motorsport	GBR	Dev Gore	USA	R	2	Dallara F312	Carlin Motorsport	240.0	Free Practice - 1
28	Carlin Motorsport	GBR	Cameron Das	USA			Dallara F312	Carlin Motorsport	239.4	Free Practice - 1
51	RACE	ESP	Aldo Festante	ITA	R	3	Dallara F312	Teo Martin Motorsport	238.9	Free Practice - 1
1	RP Motorsport	ITA	David Schumacher	DEU	R	4	Dallara F312	RP Motorsport	238.9	Free Practice - 1
11	Campos Racing	ESP	Brad Benavides	USA	R	5	Dallara F312	Campos Racing	238.9	Free Practice - 1
8	Drivex School	ESP	Lukas Dunner	AUT	R	6	Dallara F312	Drivex School	238.9	Free Practice - 1
77	RP Motorsport	ITA	Guilherme Samaia	BRA			Dallara F312	RP Motorsport	238.4	Free Practice - 1
10	RACE	ESP	Bent Viscaal	NLD	R	7	Dallara F312	Teo Martin Motorsport	237.8	Free Practice - 1
58	Drivex School	ESP	Javier Gonzalez	MEX	R	8	Dallara F312	Drivex School	237.3	Free Practice - 1
22	Drivex School	ESP	Patrick Schott	CHE	R	9	Dallara F312	Drivex School	235.8	Free Practice - 1
6	RP Motorsport	ITA	Alessandro Bracalente	ITA			Dallara F312	RP Motorsport	235.2	Free Practice - 1





Circuit de Barcelona
Euroformula Open
Free Practice - 1
Pit Stop Analysis



1 David Schumacher R RP Motorsport
 Dallara F312

Nr.	In Day Time	In Time	Out Time	Pit Time	T. Pit Time	Handicap	Penalty
1	9:10:42.505	9:10:42.505	9:11:06.489	23.984	23.984		
2	9:13:16.680	9:13:16.680	9:15:43.452	2:26.772	2:50.756		
3	9:27:44.379	9:27:44.379	9:32:16.442	4:32.063	7:22.819		
4	9:39:07.843	9:39:07.843	9:39:30.429	22.586	7:45.405		

3 Kaylen Frederick R RP Motorsport
 Dallara F312

Nr.	In Day Time	In Time	Out Time	Pit Time	T. Pit Time	Handicap	Penalty
1	9:12:21.466	9:12:21.466	9:15:18.148	2:56.682	2:56.682		
2	9:23:56.384	9:23:56.384	9:28:43.325	4:46.941	7:43.623		

4 Felipe Drugovich RP Motorsport
 Dallara F312

Nr.	In Day Time	In Time	Out Time	Pit Time	T. Pit Time	Handicap	Penalty
1	9:06:01.011	9:06:01.011	9:06:28.716	27.705	27.705		
2	9:08:29.598	9:08:29.598	9:11:08.274	2:38.676	3:06.381		
3	9:23:14.989	9:23:14.989	9:29:10.823	5:55.834	9:02.215		

5 Dev Gore R Carlin Motorsport
 Dallara F312

Nr.	In Day Time	In Time	Out Time	Pit Time	T. Pit Time	Handicap	Penalty
1	9:02:18.206	9:02:18.206	9:02:46.090	27.884	27.884		
2	9:18:38.388	9:18:38.388	9:23:30.219	4:51.831	5:19.715		

6 Alessandro Bracalente RP Motorsport
 Dallara F312

Nr.	In Day Time	In Time	Out Time	Pit Time	T. Pit Time	Handicap	Penalty
1	9:19:26.473	9:19:26.473	9:27:40.263	8:13.790	8:13.790		

8 Lukas Dunner R Drivex School
 Dallara F312

Nr.	In Day Time	In Time	Out Time	Pit Time	T. Pit Time	Handicap	Penalty
1	9:14:45.692	9:14:45.692	9:29:12.757	14:27.06	14:27.065		

10 Bent Viscaal R Teo Martin Motorsport
 Dallara F312

Nr.	In Day Time	In Time	Out Time	Pit Time	T. Pit Time	Handicap	Penalty
1	9:09:49.961	9:09:49.961	9:15:35.479	5:45.518	5:45.518		
2	9:25:51.390	9:25:51.390	9:30:55.433	5:04.043	10:49.561		

11 Brad Benavides R Campos Racing
 Dallara F312

Nr.	In Day Time	In Time	Out Time	Pit Time	T. Pit Time	Handicap	Penalty
1	9:20:37.755	9:20:37.755	9:28:17.558	7:39.803	7:39.803		

18 Marcos Siebert Campos Racing
 Dallara F312

Nr.	In Day Time	In Time	Out Time	Pit Time	T. Pit Time	Handicap	Penalty
1	9:13:15.002	9:13:15.002	9:18:27.611	5:12.609	5:12.609		
2	9:26:56.872	9:26:56.872	9:31:00.079	4:03.207	9:15.816		

22 Patrick Schott R Drivex School
 Dallara F312

Nr.	In Day Time	In Time	Out Time	Pit Time	T. Pit Time	Handicap	Penalty
1	9:19:11.439	9:19:11.439	9:27:24.336	8:12.897	8:12.897		
2	9:35:54.743	9:35:54.743	9:37:26.847	1:32.104	9:45.001		

28 Cameron Das Carlin Motorsport
 Dallara F312

Nr.	In Day Time	In Time	Out Time	Pit Time	T. Pit Time	Handicap	Penalty
1	9:03:58.379	9:03:58.379	9:04:20.478	22.099	22.099		
2	9:18:20.207	9:18:20.207	9:24:55.570	6:35.363	6:57.462		

34 Matheus Iorio Carlin Motorsport
 Dallara F312

Nr.	In Day Time	In Time	Out Time	Pit Time	T. Pit Time	Handicap	Penalty
1	9:02:12.410	9:02:12.410	9:02:40.810	28.400	28.400		
2	9:16:37.169	9:16:37.169	9:24:10.701	7:33.532	8:01.932		

51 Aldo Festante R Teo Martin Motorsport
 Dallara F312

Nr.	In Day Time	In Time	Out Time	Pit Time	T. Pit Time	Handicap	Penalty
1	9:16:52.615	9:16:52.615	9:22:32.453	5:39.838	5:39.838		

58 Javier Gonzalez R Drivex School
 Dallara F312

Nr.	In Day Time	In Time	Out Time	Pit Time	T. Pit Time	Handicap	Penalty
1	9:03:10.615	9:03:10.615	9:03:33.216	22.601	22.601		
2	9:06:05.074	9:06:05.074	9:06:38.309	33.235	55.836		
3	9:19:13.871	9:19:13.871	9:29:20.695	10:06.82	11:02.660		

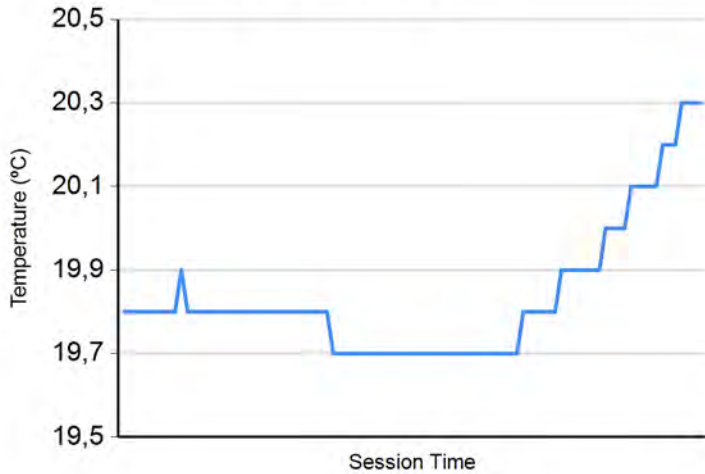
77 Guilherme Samaia RP Motorsport
 Dallara F312

Nr.	In Day Time	In Time	Out Time	Pit Time	T. Pit Time	Handicap	Penalty
1	9:05:53.553	9:05:53.553	9:06:35.586	42.033	42.033		
2	9:08:34.556	9:08:34.556	9:11:17.887	2:43.331	3:25.364		
3	9:21:41.317	9:21:41.317	9:28:25.201	6:43.884	10:09.248		

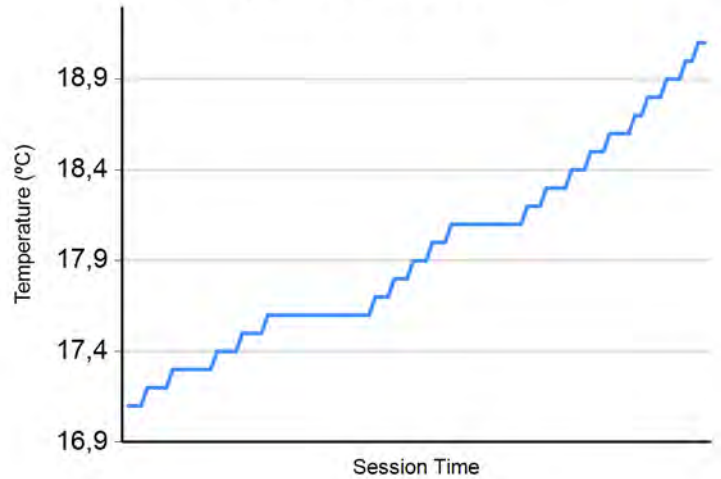




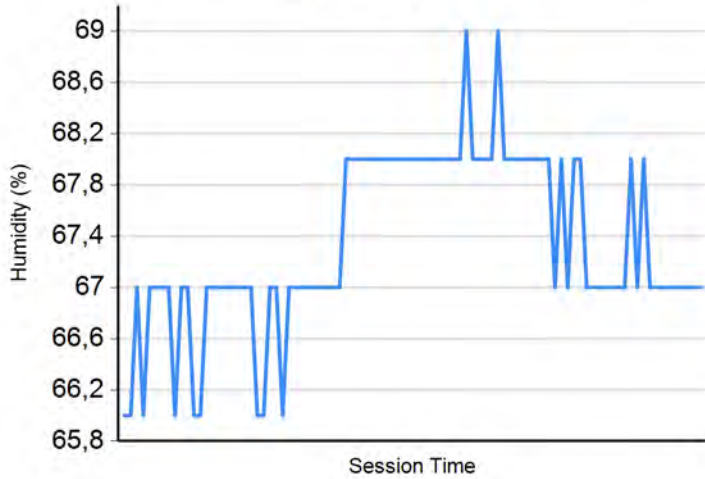
Air Temperature



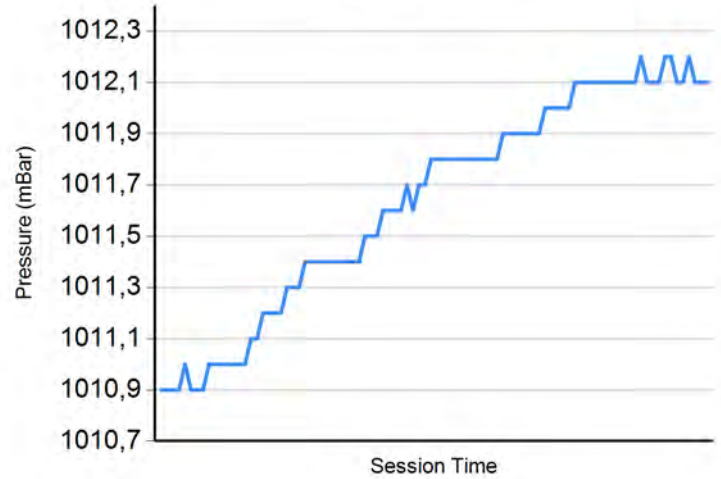
Track Temperature



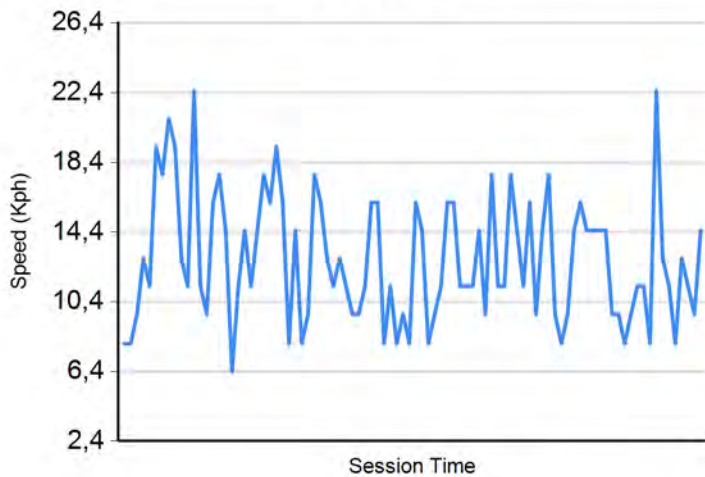
Humidity



Pressure

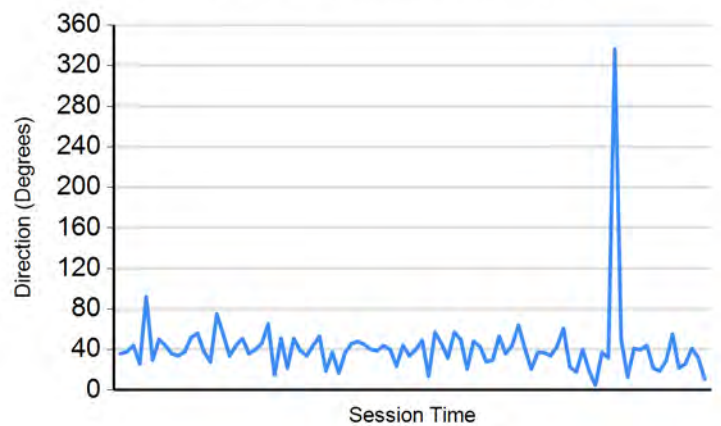


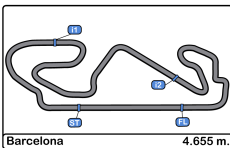
Wind Speed



Wind direction

North = 0°/360° Est = 90° South = 180° West = 270°





Circuit de Barcelona
Euroformula Open
Free Practice - 2
Provisional Results



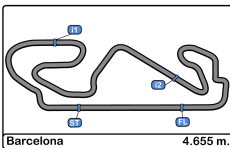
Clas	Nº	Entrant	Nat	Driver	Nat	Cat	Clas	Chassis	Team	Laps	Best	Time	Gap	Interval	Km/h
1	10	RACE	ESP	Bent Viscaal	NLD	R	1	Dallara F312	Teo Martin Motorsport	16	15	1:39.182			168.9
2	1	RP Motorsport	ITA	David Schumacher	DEU	R	2	Dallara F312	RP Motorsport	18	17	1:39.999	0.817	0.817	167.5
3	4	RP Motorsport	ITA	Felipe Drugovich	BRA			Dallara F312	RP Motorsport	14	10	1:40.030	0.848	0.031	167.5
4	28	Carlin Motorsport	GBR	Cameron Das	USA			Dallara F312	Carlin Motorsport	17	15	1:40.083	0.901	0.053	167.4
5	18	Campos Racing	ESP	Marcos Siebert	ARG			Dallara F312	Campos Racing	20	18	1:40.104	0.922	0.021	167.4
6	58	Drivex School	ESP	Javier Gonzalez	MEX	R	3	Dallara F312	Drivex School	15	14	1:40.290	1.108	0.186	167.0
7	34	Carlin Motorsport	GBR	Matheus Iorio	BRA			Dallara F312	Carlin Motorsport	14	13	1:40.449	1.267	0.159	166.8
8	77	RP Motorsport	ITA	Guilherme Samaia	BRA			Dallara F312	RP Motorsport	18	17	1:40.529	1.347	0.080	166.6
9	22	Drivex School	ESP	Patrick Schott	CHE	R	4	Dallara F312	Drivex School	18	11	1:40.688	1.506	0.159	166.4
10	8	Drivex School	ESP	Lukas Dunner	AUT	R	5	Dallara F312	Drivex School	12	8	1:40.912	1.730	0.224	166.0
11	3	RP Motorsport	ITA	Kaylen Frederick	USA	R	6	Dallara F312	RP Motorsport	18	16	1:40.996	1.814	0.084	165.9
12	11	Campos Racing	ESP	Brad Benavides	USA	R	7	Dallara F312	Campos Racing	20	19	1:41.277	2.095	0.281	165.4
13	5	Carlin Motorsport	GBR	Dev Gore	USA	R	8	Dallara F312	Carlin Motorsport	17	9	1:41.812	2.630	0.535	164.5
14	6	RP Motorsport	ITA	Alessandro Bracalente	ITA			Dallara F312	RP Motorsport	14	11	1:42.619	3.437	0.807	163.3
15	51	RACE	ESP	Aldo Festante	ITA	R	9	Dallara F312	Teo Martin Motorsport	5	3	1:42.985	3.803	0.366	162.7

Published at:.....

Track Temp: 28.0 °C Air Temp: 23.2 °C Humidity: 62 % Track Status: DRY

Stewards:	Race Director:	Timekeeper:





Circuito de Barcelona
Euroformula Open
Free Practice - 2
Provisional Results by Class



Clas	Nº	Entrant	Nat	Driver	Nat	Cat	Clas	Chassis	Team	Laps	Best	Time	Gap	Interval	Km/h
1	4	RP Motorsport	ITA	Felipe Drugovich	BRA			Dallara F312	RP Motorsport	14	10	1:40.030			167.5
2	28	Carlin Motorsport	GBR	Cameron Das	USA			Dallara F312	Carlin Motorsport	17	15	1:40.083	0.053	0.053	167.4
3	18	Campos Racing	ESP	Marcos Siebert	ARG			Dallara F312	Campos Racing	20	18	1:40.104	0.074	0.021	167.4
4	34	Carlin Motorsport	GBR	Matheus Iorio	BRA			Dallara F312	Carlin Motorsport	14	13	1:40.449	0.419	0.345	166.8
5	77	RP Motorsport	ITA	Guilherme Samaia	BRA			Dallara F312	RP Motorsport	18	17	1:40.529	0.499	0.080	166.6
6	6	RP Motorsport	ITA	Alessandro Bracalente	ITA			Dallara F312	RP Motorsport	14	11	1:42.619	2.589	2.090	163.3
Rookie															
1	10	RACE	ESP	Bent Viscaal	NLD	R	1	Dallara F312	Teo Martin Motorsport	16	15	1:39.182			168.9
2	1	RP Motorsport	ITA	David Schumacher	DEU	R	2	Dallara F312	RP Motorsport	18	17	1:39.999	0.817	0.817	167.5
3	58	Drivex School	ESP	Javier Gonzalez	MEX	R	3	Dallara F312	Drivex School	15	14	1:40.290	1.108	0.291	167.0
4	22	Drivex School	ESP	Patrick Schott	CHE	R	4	Dallara F312	Drivex School	18	11	1:40.688	1.506	0.398	166.4
5	8	Drivex School	ESP	Lukas Dunner	AUT	R	5	Dallara F312	Drivex School	12	8	1:40.912	1.730	0.224	166.0
6	3	RP Motorsport	ITA	Kaylen Frederick	USA	R	6	Dallara F312	RP Motorsport	18	16	1:40.996	1.814	0.084	165.9
7	11	Campos Racing	ESP	Brad Benavides	USA	R	7	Dallara F312	Campos Racing	20	19	1:41.277	2.095	0.281	165.4
8	5	Carlin Motorsport	GBR	Dev Gore	USA	R	8	Dallara F312	Carlin Motorsport	17	9	1:41.812	2.630	0.535	164.5
9	51	RACE	ESP	Aldo Festante	ITA	R	9	Dallara F312	Teo Martin Motorsport	5	3	1:42.985	3.803	1.173	162.7

Published at:.....

Track Temp: 28.0 °C Air Temp: 23.2 °C Humidity: 62 % Track Status: DRY

Stewards:	Race Director:	Timekeeper:





Circuito de Barcelona
Euroformula Open
Free Practice - 2
Lap Analysis



1 David Schumacher R Dallara F312 **4** Felipe Drugovich Dallara F312
RP Motorsport RP Motorsport

Lap	D	Time	Sector 1	Sector 2	Sector 3	T. Spd	Elapsed	Lap	D	Time	Sector 1	Sector 2	Sector 3	T. Spd	Elapsed
1		13:12:11.988	13:10:55.504	42.593	33.891	177.9	13:12:11.988	1		13:13:53.554 P	13:12:28.692	43.107	41.755	139.1	13:13:53.554
2		1:42.728	29.728	39.537	33.463	234.7	13:13:54.716	2		2:47.718	1:34.381	40.043	33.294	174.7	13:16:41.272
3		1:43.350	29.518	40.354	33.478	236.3	13:15:38.066	3		1:41.024	29.295	38.891	32.838	236.8	13:18:22.296
4		1:41.998	29.526	39.113	33.359	238.4	13:17:20.064	4		1:40.806	29.186	39.002	32.618	237.8	13:20:03.102
5		1:41.399	29.327	38.905	33.167	238.4	13:19:01.463	5		1:40.963	29.064	38.857	33.042	240.0	13:21:44.065
6		1:46.651 P	29.190	39.749	37.712	239.4	13:20:48.114	6		1:40.382	28.870	38.654	32.858	241.6	13:23:24.447
7		3:51.137	2:32.558	44.385	34.194	180.0	13:24:39.251	7		1:40.998	29.342	38.906	32.750	240.0	13:25:05.445
8		1:41.700	29.606	38.903	33.191	236.3	13:26:20.951	8		1:40.798	29.110	38.788	32.900	239.4	13:26:46.243
9		1:40.887	29.221	38.622	33.044	237.3	13:28:01.838	9		1:40.773	29.026	38.698	33.049	240.5	13:28:27.016
10		1:40.363	29.147	38.456	32.760	238.4	13:29:42.201	10		1:40.030	28.814	38.587	32.629	241.6	13:30:07.046
11		1:45.765 P	28.980	39.144	37.641	241.6	13:31:27.966	11		1:40.212	28.944	38.597	32.671	241.6	13:31:47.258
12		5:16.802	4:01.732	39.317	35.753	173.0	13:36:44.768	12		1:40.243	29.005	38.541	32.697	240.5	13:33:27.501
13		1:49.518 P	29.077	38.552	41.889	238.4	13:38:34.286	13		1:40.343	28.942	38.589	32.812	240.5	13:35:07.844
14		6:53.241	5:40.047	40.011	33.183	182.7	13:45:27.527	14		1:45.179 P	28.901	38.892	37.386	243.7	13:36:53.023
15		1:40.683	29.238	38.556	32.889	236.3	13:47:08.210								
16		1:40.068	29.046	38.301	32.721	237.3	13:48:48.278	5		Dev Gore				R	Dallara F312
17		1:39.999	28.875	38.402	32.722	237.8	13:50:28.277								Carlin Motorsport
18		1:50.238 P	29.012	40.479	40.747	236.8	13:52:18.515								

3 Kaylen Frederick R Dallara F312
RP Motorsport

Lap	D	Time	Sector 1	Sector 2	Sector 3	T. Spd	Elapsed
1		13:12:39.699 P	13:11:13.259	41.943	44.497	148.5	13:12:39.699
2		3:11.364 P	1:46.385	41.069	43.910	174.7	13:15:51.063
3		2:17.237	1:04.761	39.201	33.275	176.7	13:18:08.300
4		1:43.665	29.258	41.198	33.209	238.9	13:19:51.965
5		1:42.226	29.540	39.064	33.622	240.0	13:21:34.191
6		1:41.425	29.204	38.912	33.309	241.0	13:23:15.616
7		1:47.409 P	29.111	39.347	38.951	241.6	13:25:03.025
8		3:53.593	2:36.762	41.921	34.910	152.9	13:28:56.618
9		1:41.608	29.478	39.057	33.073	235.8	13:30:38.226
10		1:51.290 P	29.195	39.723	42.372	238.9	13:32:29.516
11		2:34.882	1:22.060	39.221	33.601	182.7	13:35:04.398
12		1:41.458	29.300	39.036	33.122	238.4	13:36:45.856
13		1:58.977 P	31.289	43.412	44.276	209.7	13:38:44.833
14		6:48.261	5:34.050	40.482	33.729	172.2	13:45:33.094
15		1:41.911	29.581	39.363	32.967	235.2	13:47:15.005
16		1:40.996	29.194	38.941	32.861	237.3	13:48:56.001
17		1:41.077	29.161	38.865	33.051	238.4	13:50:37.078
18		1:49.847 P	29.209	39.655	40.983	237.3	13:52:26.925

5 Dev Gore R Dallara F312
Carlin Motorsport

Lap	D	Time	Sector 1	Sector 2	Sector 3	T. Spd	Elapsed
1		13:12:21.285	13:11:02.727	43.255	35.303	157.6	13:12:21.285
2		1:46.807	31.218	41.435	34.154	234.2	13:14:08.092
3		1:44.198	29.648	40.722	33.828	235.8	13:15:52.290
4		1:42.366	29.502	39.498	33.366	237.3	13:17:34.656
5		2:14.587 P	29.382	39.159	1:06.046	238.9	13:19:49.243
6		5:02.325	3:37.968	44.972	39.385	181.5	13:24:51.568
7		1:43.327	29.732	39.905	33.690	236.8	13:26:34.895
8		1:42.588	29.520	39.713	33.355	238.4	13:28:17.483
9		1:41.812	29.469	38.749	33.594	238.4	13:29:59.295
10		1:41.937	29.450	39.123	33.364	241.0	13:31:41.232
11		1:42.510	29.216	39.173	34.121	239.4	13:33:23.742
12		1:43.236	29.294	39.197	34.745	238.9	13:35:06.978
13		1:50.997	29.274	45.198	36.525	239.4	13:36:57.975
14		6:51.340 P	5:00.367	1:00.445	50.528	238.9	13:43:49.315
15		4:36.441	3:20.953	41.433	34.055	180.6	13:48:25.756
16		1:42.626	29.922	39.375	33.329	234.7	13:50:08.382
17		1:51.576 P	29.764	39.443	42.369	234.7	13:51:59.958

6 Alessandro Bracalente Dallara F312
RP Motorsport

Lap	D	Time	Sector 1	Sector 2	Sector 3	T. Spd	Elapsed
1		13:13:37.010 P	13:12:05.735	47.000	44.275	125.4	13:13:37.010
2		2:55.176	1:38.590	41.943	34.643	173.6	13:16:32.186
3		1:43.847	30.004	40.111	33.732	232.7	13:18:16.033
4		1:44.445	30.028	40.581	33.836	233.7	13:20:00.478
5		1:43.378	29.887	39.787	33.704	235.2	13:21:43.856
6		1:43.545	30.086	39.812	33.647	234.7	13:23:27.401
7		1:42.768	29.712	39.631	33.425	236.3	13:25:10.169
8		1:42.735	29.570	39.602	33.563	235.8	13:26:52.904
9		1:51.339 P	29.904	39.805	41.630	236.3	13:28:44.243
10		17:30.469	16:15.115	40.866	34.488	175.6	13:46:14.712
11		1:42.619	29.908	39.267	33.444	231.7	13:47:57.331
12		1:43.350	29.790	40.075	33.485	234.2	13:49:40.681
13		1:48.385	29.824	39.223	39.338	232.7	13:51:29.066
14		1:50.477 P	29.918	39.598	40.961	233.7	13:53:19.543





Circuit de Barcelona
Euroformula Open
Free Practice - 2
Lap Analysis



8 Lukas Dunner R Dallara F312
 Drivex School

11 Brad Benavides R Dallara F312
 Campos Racing

Lap	D	Time	Sector 1	Sector 2	Sector 3	T. Spd	Elapsed
1		13:12:30.076 P	13:11:01.127	42.311	46.638	160.9	13:12:30.076
2		2:37.382 P	1:14.659	41.423	41.300	177.0	13:15:07.458
3		2:17.380	1:04.988	39.189	33.203	177.0	13:17:24.838
4		1:41.940	29.729	38.971	33.240	236.3	13:19:06.778
5		1:41.457	29.286	39.168	33.003	236.8	13:20:48.235
6		1:41.069	29.222	38.981	32.866	236.8	13:22:29.304
7		1:41.054	29.309	38.897	32.848	236.3	13:24:10.358
8		1:40.912	29.186	38.956	32.770	237.3	13:25:51.270
9		1:41.280	29.146	38.941	33.193	237.3	13:27:32.550
10		1:45.633 P	29.290	39.089	37.254	236.3	13:29:18.183
11		16:18.623	15:01.013	43.344	34.266	170.0	13:45:36.806
12		1:41.196	29.442	38.839	32.915	233.7	13:47:18.002
13			33.378			235.8	

Lap	D	Time	Sector 1	Sector 2	Sector 3	T. Spd	Elapsed
1		13:12:26.095 P	13:10:54.564	44.248	47.283	176.4	13:12:26.095
2		2:29.956 P	1:07.608	40.476	41.872	179.1	13:14:56.051
3		2:23.303 P	1:02.572	40.101	40.630	179.1	13:17:19.354
4		2:17.157	1:02.687	39.976	34.494	179.1	13:19:36.511
5		1:52.087	35.712	40.769	35.606	237.8	13:21:28.598
6		1:44.610	30.370	40.513	33.727	238.4	13:23:13.208
7		1:46.861	30.425	42.490	33.946	237.8	13:25:00.069
8		1:43.848	29.806	40.189	33.853	236.8	13:26:43.917
9		1:42.890	29.756	39.511	33.623	235.8	13:28:26.807
10		1:42.986	30.085	39.612	33.289	234.7	13:30:09.793
11		1:41.869	29.263	39.292	33.314	240.5	13:31:51.662
12		1:41.569	29.276	39.129	33.164	238.4	13:33:33.231
13		1:42.277	29.334	39.493	33.450	238.4	13:35:15.508

10 Bent Viscaal R Dallara F312
 Teo Martin Motorsport

Lap	D	Time	Sector 1	Sector 2	Sector 3	T. Spd	Elapsed
14		1:53.690	29.913	49.607	34.170	237.3	13:37:09.198
15		1:59.849 P	29.334	44.234	46.281	236.8	13:39:09.047
16		7:15.560	6:01.419	40.796	33.345	179.1	13:46:24.607
17		1:42.628	29.600	39.717	33.311	234.2	13:48:07.235
18		1:42.091	29.465	39.449	33.177	236.8	13:49:49.326
19		1:41.277	29.236	38.965	33.076	235.2	13:51:30.603
20		1:50.053 P	29.679	39.394	40.980	238.4	13:53:20.656

Lap	D	Time	Sector 1	Sector 2	Sector 3	T. Spd	Elapsed
1		13:17:47.873	13:16:26.006	42.544	39.323	177.6	13:17:47.873
2		1:42.807	29.300	39.791	33.716	237.3	13:19:30.680
3		1:43.240	30.376	39.516	33.348	237.8	13:21:13.920
4		1:40.844	29.108	38.815	32.921	236.8	13:22:54.764
5		1:47.636 P	29.079	38.788	39.769	237.8	13:24:42.400
6		6:19.589	5:05.498	40.779	33.312	177.6	13:31:01.989
7		1:40.418	29.068	38.599	32.751	237.8	13:32:42.407
8		1:40.248	29.049	38.593	32.606	236.8	13:34:22.655
9		1:39.874	28.904	38.241	32.729	238.4	13:36:02.529
10		1:40.286	28.858	38.413	33.015	236.3	13:37:42.815
11		1:48.191 P	29.713	39.712	38.766	237.8	13:39:31.006
12		6:11.093	4:59.832	38.507	32.754	159.2	13:45:42.099
13		1:39.609	28.843	38.178	32.588	238.4	13:47:21.708
14		1:39.347	28.876	37.997	32.474	237.8	13:49:01.055
15		1:39.182	28.803	37.951	32.428	237.8	13:50:40.237
16		1:48.366 P	28.752	39.129	40.485	237.8	13:52:28.603

18 Marcos Siebert
 Campos Racing

Lap	D	Time	Sector 1	Sector 2	Sector 3	T. Spd	Elapsed
1		13:12:21.475 P	13:10:46.947	45.619	48.909	157.8	13:12:21.475
2		2:16.045	1:03.178	39.656	33.211	175.3	13:14:37.520
3		1:41.326	29.508	38.907	32.911	235.8	13:16:18.846
4		1:42.240	29.923	39.133	33.184	236.8	13:18:01.086
5		1:41.489	29.403	38.912	33.174	237.3	13:19:42.575
6		1:40.895	29.197	38.749	32.949	238.4	13:21:23.470
7		1:41.115	29.081	39.006	33.028	239.4	13:23:04.585
8		1:43.277	29.190	38.808	35.279	238.9	13:24:47.862
9		1:45.489	29.170	41.738	34.581	237.8	13:26:33.351
10		1:41.493	29.272	39.215	33.006	237.8	13:28:14.844
11		1:41.227	29.234	39.072	32.921	236.8	13:29:56.071
12		1:40.888	29.146	38.853	32.889	239.4	13:31:36.959
13		1:40.897	29.283	38.677	32.937	237.8	13:33:17.856
14		1:40.820	29.160	38.646	33.014	237.3	13:34:58.676
15		1:46.129 P	29.355	39.090	37.684	237.8	13:36:44.805
16		9:05.773	7:50.129	41.135	34.509	172.5	13:45:50.578
17		1:41.183	29.665	38.689	32.829	234.7	13:47:31.761
18		1:40.104	29.159	38.402	32.543	235.8	13:49:11.865
19		1:40.247	29.126	38.449	32.672	236.8	13:50:52.112
20		1:46.457 P	29.246	38.469	38.742	236.3	13:52:38.569





Circuit de Barcelona
Euroformula Open
Free Practice - 2
Lap Analysis



22

Patrick Schott

R

Dallara F312

Drivex School

Lap	D	Time	Sector 1	Sector 2	Sector 3	T. Spd	Elapsed
1		13:12:46.231 P	13:11:25.342	40.936	39.953	179.4	13:12:46.231
2		2:43.921 P	1:25.480	39.478	38.963	175.6	13:15:30.152
3		2:12.747	59.598	39.604	33.545	177.3	13:17:42.899
4		1:41.885	29.531	38.891	33.463	235.2	13:19:24.784
5		1:42.012	29.326	39.237	33.449	236.8	13:21:06.796
6		1:41.863	29.356	38.971	33.536	236.3	13:22:48.659
7		1:51.844 P	29.201	42.240	40.403	236.8	13:24:40.503
8		4:58.963	3:46.545	39.408	33.010	184.3	13:29:39.466
9		1:41.518	29.588	38.938	32.992	235.2	13:31:20.984
10		1:40.808	29.260	38.725	32.823	235.8	13:33:01.792
11		1:40.688	29.126	38.693	32.869	235.2	13:34:42.480
12		1:51.920	29.526	47.142	35.252	235.8	13:36:34.400
13		1:51.712 P	29.161	39.176	43.375	235.2	13:38:26.112
14		7:40.972 P	6:23.390	39.803	37.779	175.6	13:46:07.084
15		2:11.273	59.458	38.851	32.964	178.2	13:48:18.357
16		1:40.852	29.271	38.698	32.883	234.7	13:49:59.209
17		1:41.180	29.175	38.598	33.407	233.2	13:51:40.389
18		1:50.779 P	32.257	39.194	39.328	234.7	13:53:31.168

28

Cameron Das

Dallara F312

Carlin Motorsport

Lap	D	Time	Sector 1	Sector 2	Sector 3	T. Spd	Elapsed
1		13:12:22.426	13:11:06.486	41.307	34.633	180.6	13:12:22.426
2		1:46.060 P	29.853	39.557	36.650	236.8	13:14:08.486
3		2:14.576	58.167	40.973	35.436	178.8	13:16:23.062
4		1:41.630	29.300	38.920	33.410	238.4	13:18:04.692
5		1:41.213	29.124	38.921	33.168	238.9	13:19:45.905
6		1:41.400	29.113	38.817	33.470	240.5	13:21:27.305
7		1:41.035	29.151	38.772	33.112	240.0	13:23:08.340
8		1:41.283	29.089	38.950	33.244	240.0	13:24:49.623
9		1:41.134	28.929	39.174	33.031	241.0	13:26:30.757
10		1:51.971 P	31.229	43.167	37.575	238.9	13:28:22.728
11		8:31.722	7:10.811	47.069	33.842	182.4	13:36:54.450
12		1:54.541 P	30.159	42.981	41.401	235.8	13:38:48.991
13		7:05.235	5:49.906	40.576	34.753	177.6	13:45:54.226
14		1:41.250	29.320	38.846	33.084	237.8	13:47:35.476
15		1:40.083	28.987	38.396	32.700	237.8	13:49:15.559
16		1:40.641	29.204	38.540	32.897	237.8	13:50:56.200
17		1:45.891 P	29.820	39.183	36.888	237.8	13:52:42.091

34

Matheus Iorio

Dallara F312

Carlin Motorsport

Lap	D	Time	Sector 1	Sector 2	Sector 3	T. Spd	Elapsed
1		13:12:35.409 P	13:11:01.434	43.254	50.721	143.0	13:12:35.409
2		2:39.626	1:22.004	42.587	35.035	177.0	13:15:15.035
3		1:53.520	32.907	45.955	34.658	200.3	13:17:08.555
4		1:54.279 P	29.715	40.193	44.371	234.7	13:19:02.834
5		6:37.335	5:24.058	39.897	33.380	184.3	13:25:40.169
6		1:41.924	29.378	39.222	33.324	237.3	13:27:22.093
7		1:52.109 P	33.364	41.333	37.412	237.8	13:29:14.202
8		7:17.489	6:00.124	43.094	34.271	151.4	13:36:31.691
9		1:49.391 P	29.344	39.451	40.596	234.2	13:38:21.082
10		7:22.978	6:10.414	39.304	33.260	163.1	13:45:44.060
11		1:41.134	29.213	38.793	33.128	238.4	13:47:25.194
12		1:40.635	29.027	38.701	32.907	238.9	13:49:05.829
13		1:40.449	28.967	38.524	32.958	239.4	13:50:46.278
14		1:49.923 P	29.126	41.670	39.127	237.3	13:52:36.201

51

Aldo Festante

R

Dallara F312

Teo Martin Motorsport

Lap	D	Time	Sector 1	Sector 2	Sector 3	T. Spd	Elapsed
1		13:12:39.044	13:11:22.296	42.472	34.276	180.3	13:12:39.044
2		1:44.625	29.700	40.728	34.197	236.8	13:14:23.669
3		1:42.985	29.706	39.725	33.554	237.8	13:16:06.654
4		1:58.102 P	29.381	39.771	48.950	236.8	13:18:04.756
5		16:28.259 P	14:46.716	44.782	56.761	177.9	13:34:33.015

58

Javier Gonzalez

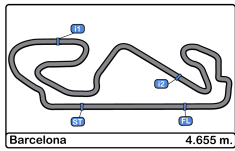
R

Dallara F312

Drivex School

Lap	D	Time	Sector 1	Sector 2	Sector 3	T. Spd	Elapsed
1		13:12:27.277	13:11:09.535	43.103	34.639	174.4	13:12:27.277
2		1:46.006	30.117	40.938	34.951	227.3	13:14:13.283
3		1:45.490	29.285	39.066	37.139	235.2	13:15:58.773
4		1:41.706	29.339	39.186	33.181	235.8	13:17:40.479
5		1:40.838	29.121	38.784	32.933	236.8	13:19:21.317
6		1:40.765	29.071	38.747	32.947	237.3	13:21:02.082
7		1:58.389	29.083	40.737	48.569	237.8	13:23:00.471
8		1:40.558	29.168	38.743	32.647	236.8	13:24:41.029
9		1:46.760 P	29.174	38.903	38.683	238.9	13:26:27.789
10		8:29.127 P	6:58.199	44.001	46.927	176.4	13:34:56.916
11		2:39.862 P	1:12.743	42.228	44.891	174.1	13:37:36.778
12		8:43.212	7:26.717	39.688	36.807	174.1	13:46:19.990
13		1:40.852	29.263	38.814	32.775	233.7	13:48:00.842
14		1:40.290	29.043	38.601	32.646	236.8	13:49:41.132
15		1:52.593 P	30.023	38.976	43.594	238.9	13:51:33.725





Circuit de Barcelona
Euroformula Open
Free Practice - 2
Lap Analysis



77

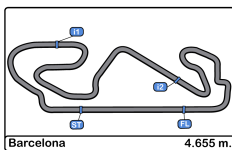
Guilherme Samaia

Dallara F312

RP Motorsport

Lap	D	Time	Sector 1	Sector 2	Sector 3	T. Spd	Elapsed
1		13:12:42.086 P	13:11:16.723	42.228	43.135	161.6	13:12:42.086
2		2:37.218	1:22.256	40.686	34.276	175.3	13:15:19.304
3		1:42.888	29.863	39.792	33.233	233.2	13:17:02.192
4		1:42.710	29.585	39.970	33.155	236.8	13:18:44.902
5		1:42.286	29.535	39.265	33.486	238.4	13:20:27.188
6		1:42.055	29.526	39.257	33.272	239.4	13:22:09.243
7		1:41.612	29.263	39.181	33.168	241.0	13:23:50.855
8		1:49.872 P	29.322	41.052	39.498	237.3	13:25:40.727
9		6:32.224	5:15.898	42.033	34.293	178.5	13:32:12.951
10		1:41.644	29.584	39.133	32.927	235.2	13:33:54.595
11		1:41.099	29.373	38.750	32.976	236.3	13:35:35.694
12		1:42.655	29.316	40.269	33.070	235.8	13:37:18.349
13		2:00.438 P	29.382	43.987	47.069	236.8	13:39:18.787
14		6:10.460	4:56.577	39.872	34.011	184.6	13:45:29.247
15		1:40.905	29.288	38.736	32.881	237.8	13:47:10.152
16		1:40.557	29.123	38.670	32.764	239.4	13:48:50.709
17		1:40.529	29.045	38.578	32.906	238.4	13:50:31.238
18		1:50.394 P	29.503	40.109	40.782	237.8	13:52:21.632



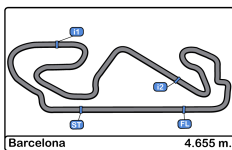


Circuito de Barcelona
Euroformula Open
Free Practice - 2
Best Sectors Results



Sector - 1				Sector - 2				Sector - 3				Ideal Lap vs Best Lap				
Clas	Nº	Driver	Time	Nº	Driver	Time	Nº	Driver	Time	Clas	Nº	Driver	Ideal Lap	Best Lap	Clas	
1	10	Bent Viscaal	28.752	10	Bent Viscaal	37.951	10	Bent Viscaal	32.428	1	10	Bent Viscaal	1:39.131	1:39.182	1	
2	4	Felipe Drugovich	28.814	1	David Schumacher	38.301	18	Marcos Siebert	32.543	2	1	David Schumacher	1:39.897	1:39.999	2	
3	1	David Schumacher	28.875	28	Cameron Das	38.396	4	Felipe Drugovich	32.618	3	4	Felipe Drugovich	1:39.973	1:40.030	3	
4	28	Cameron Das	28.929	18	Marcos Siebert	38.402	58	Javier Gonzalez	32.646	4	28	Cameron Das	1:40.025	1:40.083	4	
5	34	Matheus Iorio	28.967	34	Matheus Iorio	38.524	28	Cameron Das	32.700	5	18	Marcos Siebert	1:40.026	1:40.104	5	
6	58	Javier Gonzalez	29.043	4	Felipe Drugovich	38.541	1	David Schumacher	32.721	6	58	Javier Gonzalez	1:40.290	1:40.290	6	
7	77	Guilherme Samaia	29.045	77	Guilherme Samaia	38.578	77	Guilherme Samaia	32.764	7	77	Guilherme Samaia	1:40.387	1:40.529	8	
8	18	Marcos Siebert	29.081	22	Patrick Schott	38.598	8	Lukas Dunner	32.770	8	34	Matheus Iorio	1:40.398	1:40.449	7	
9	3	Kaylen Frederick	29.111	58	Javier Gonzalez	38.601	22	Patrick Schott	32.823	9	22	Patrick Schott	1:40.547	1:40.688	9	
10	22	Patrick Schott	29.126	5	Dev Gore	38.749	3	Kaylen Frederick	32.861	10	8	Lukas Dunner	1:40.755	1:40.912	10	
11	8	Lukas Dunner	29.146	8	Lukas Dunner	38.839	34	Matheus Iorio	32.907	11	3	Kaylen Frederick	1:40.837	1:40.996	11	
12	5	Dev Gore	29.216	3	Kaylen Frederick	38.865	11	Brad Benavides	33.076	12	11	Brad Benavides	1:41.277	1:41.277	12	
13	11	Brad Benavides	29.236	11	Brad Benavides	38.965	5	Dev Gore	33.329	13	5	Dev Gore	1:41.294	1:41.812	13	
14	51	Aldo Festante	29.381	6	Alessandro Bracalente	39.223	6	Alessandro Bracalente	33.425	14	6	Alessandro Bracalente	1:42.218	1:42.619	14	
15	6	Alessandro Bracalente	29.570	51	Aldo Festante	39.725	51	Aldo Festante	33.554	15	51	Aldo Festante	1:42.660	1:42.985	15	



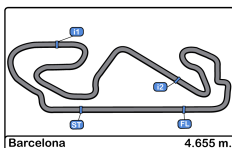


Circuito de Barcelona
Euroformula Open
Free Practice - 2
Best 5 Lap Times



Cls	Nº	Entrant	Nat	Driver	Nat	Cat	Cls	Chassis	Team	Best 1		Best 2		Best 3		Best 4		Best 5	
										Time	Lap	Time	Lap	Time	Lap	Time	Lap	Time	Lap
1	10	RACE	ESP	Bent Viscaal	NLD	R	1	Dallara F312	Teo Martin Motorsport	1:39.182	15	1:39.347	14	1:39.609	13	1:39.874	9	1:40.248	8
2	1	RP Motorsport	ITA	David Schumacher	DEU	R	2	Dallara F312	RP Motorsport	1:39.999	17	1:40.068	16	1:40.363	10	1:40.683	15	1:40.887	9
3	4	RP Motorsport	ITA	Felipe Drugovich	BRA			Dallara F312	RP Motorsport	1:40.030	10	1:40.212	11	1:40.243	12	1:40.343	13	1:40.382	6
4	28	Carlin Motorsport	GBR	Cameron Das	USA			Dallara F312	Carlin Motorsport	1:40.083	15	1:40.641	16	1:41.035	7	1:41.134	9	1:41.213	5
5	18	Campos Racing	ESP	Marcos Siebert	ARG			Dallara F312	Campos Racing	1:40.104	18	1:40.247	19	1:40.820	14	1:40.888	12	1:40.895	6
6	58	Drivex School	ESP	Javier Gonzalez	MEX	R	3	Dallara F312	Drivex School	1:40.290	14	1:40.558	8	1:40.765	6	1:40.838	5	1:40.852	13
7	34	Carlin Motorsport	GBR	Matheus Iorio	BRA			Dallara F312	Carlin Motorsport	1:40.449	13	1:40.635	12	1:41.134	11	1:41.924	6	1:49.923	14
8	77	RP Motorsport	ITA	Guilherme Samaia	BRA			Dallara F312	RP Motorsport	1:40.529	17	1:40.557	16	1:40.905	15	1:41.099	11	1:41.612	7
9	22	Drivex School	ESP	Patrick Schott	CHE	R	4	Dallara F312	Drivex School	1:40.688	11	1:40.808	10	1:40.852	16	1:41.180	17	1:41.518	9
10	8	Drivex School	ESP	Lukas Dunner	AUT	R	5	Dallara F312	Drivex School	1:40.912	8	1:41.054	7	1:41.069	6	1:41.196	12	1:41.280	9
11	3	RP Motorsport	ITA	Kaylen Frederick	USA	R	6	Dallara F312	RP Motorsport	1:40.996	16	1:41.077	17	1:41.425	6	1:41.458	12	1:41.608	9
12	11	Campos Racing	ESP	Brad Benavides	USA	R	7	Dallara F312	Campos Racing	1:41.277	19	1:41.569	12	1:41.869	11	1:42.091	18	1:42.277	13
13	5	Carlin Motorsport	GBR	Dev Gore	USA	R	8	Dallara F312	Carlin Motorsport	1:41.812	9	1:41.937	10	1:42.366	4	1:42.510	11	1:42.588	8
14	6	RP Motorsport	ITA	Alessandro Bracalente	ITA			Dallara F312	RP Motorsport	1:42.619	11	1:42.735	8	1:42.768	7	1:43.350	12	1:43.378	5
15	51	RACE	ESP	Aldo Festante	ITA	R	9	Dallara F312	Teo Martin Motorsport	1:42.985	3	1:44.625	2	1:58.102	4	16:28.25	5		



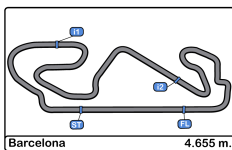


Circuito de Barcelona
Euroformula Open
Free Practice - 2
Best 5 Top Speeds



Cls	Nº	Entrant	Nat	Driver	Nat	Cat	Cls	Chassis	Team	Top 1		Top 2		Top 3		Top 4		Top 5		Avg
										Km/h	Lap	Km/h	Lap	Km/h	Lap	Km/h	Lap	Km/h	Lap	
1	4	RP Motorsport	ITA	Felipe Drugovich	BRA			Dallara F312	RP Motorsport	243.7	14	241.6	6	241.6	10	241.6	11	240.5	9	241.8
2	1	RP Motorsport	ITA	David Schumacher	DEU	R	1	Dallara F312	RP Motorsport	241.6	11	239.4	6	238.4	4	238.4	5	238.4	10	239.2
3	3	RP Motorsport	ITA	Kaylen Frederick	USA	R	2	Dallara F312	RP Motorsport	241.6	7	241.0	6	240.0	5	238.9	4	238.9	10	240.1
4	5	Carlin Motorsport	GBR	Dev Gore	USA	R	3	Dallara F312	Carlin Motorsport	241.0	10	239.4	11	239.4	13	238.9	5	238.9	12	239.5
5	28	Carlin Motorsport	GBR	Cameron Das	USA			Dallara F312	Carlin Motorsport	241.0	9	240.5	6	240.0	7	240.0	8	238.9	5	240.1
6	77	RP Motorsport	ITA	Guilherme Samaia	BRA			Dallara F312	RP Motorsport	241.0	7	239.4	6	239.4	16	238.4	5	238.4	17	239.3
7	11	Campos Racing	ESP	Brad Benavides	USA	R	4	Dallara F312	Campos Racing	240.5	11	238.4	6	238.4	12	238.4	13	238.4	20	238.8
8	18	Campos Racing	ESP	Marcos Siebert	ARG			Dallara F312	Campos Racing	239.4	7	239.4	12	238.9	8	238.4	6	237.8	9	238.8
9	34	Carlin Motorsport	GBR	Matheus Iorio	BRA			Dallara F312	Carlin Motorsport	239.4	13	238.9	12	238.4	11	237.8	7	237.3	6	238.4
10	58	Drivex School	ESP	Javier Gonzalez	MEX	R	5	Dallara F312	Drivex School	238.9	9	238.9	15	237.8	7	237.3	6	236.8	5	237.9
11	10	RACE	ESP	Bent Viscaal	NLD	R	6	Dallara F312	Teo Martin Motorsport	238.4	9	238.4	13	237.8	3	237.8	5	237.8	7	238.0
12	51	RACE	ESP	Aldo Festante	ITA	R	7	Dallara F312	Teo Martin Motorsport	237.8	3	236.8	2	236.8	4	180.3	1	177.9	5	213.9
13	8	Drivex School	ESP	Lukas Dunner	AUT	R	8	Dallara F312	Drivex School	237.3	8	237.3	9	236.8	5	236.8	6	236.3	4	236.9
14	22	Drivex School	ESP	Patrick Schott	CHE	R	9	Dallara F312	Drivex School	236.8	5	236.8	7	236.3	6	235.8	10	235.8	12	236.3
15	6	RP Motorsport	ITA	Alessandro Bracalente	ITA			Dallara F312	RP Motorsport	236.3	7	236.3	9	235.8	8	235.2	5	234.7	6	235.7



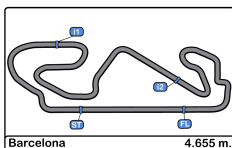


Circuito de Barcelona
Euroformula Open
Free Practice - 2
Fastest Laps Sequence



Lap	Time of Day	Session Time	Nº	Entrant	Nat	Driver	Nat	Cat	Chassis	Team	Time	Km/h
2	13:13:54.716	3:54.716	1	RP Motorsport	ITA	David Schumacher	DEU	R	Dallara F312	RP Motorsport	1:42.728	163.1
3	13:16:18.846	6:18.846	18	Campos Racing	ESP	Marcos Siebert	ARG		Dallara F312	Campos Racing	1:41.326	165.3
3	13:18:22.296	8:22.296	4	RP Motorsport	ITA	Felipe Drugovich	BRA		Dallara F312	RP Motorsport	1:41.024	165.8
5	13:19:21.317	9:21.317	58	Drivex School	ESP	Javier Gonzalez	MEX	R	Dallara F312	Drivex School	1:40.838	166.1
4	13:20:03.102	10:03.102	4	RP Motorsport	ITA	Felipe Drugovich	BRA		Dallara F312	RP Motorsport	1:40.806	166.2
6	13:21:02.082	11:02.082	58	Drivex School	ESP	Javier Gonzalez	MEX	R	Dallara F312	Drivex School	1:40.765	166.3
6	13:23:24.447	13:24.447	4	RP Motorsport	ITA	Felipe Drugovich	BRA		Dallara F312	RP Motorsport	1:40.382	166.9
10	13:29:42.201	19:42.201	1	RP Motorsport	ITA	David Schumacher	DEU	R	Dallara F312	RP Motorsport	1:40.363	166.9
10	13:30:07.046	20:07.046	4	RP Motorsport	ITA	Felipe Drugovich	BRA		Dallara F312	RP Motorsport	1:40.030	167.5
9	13:36:02.529	26:02.529	10	RACE	ESP	Bent Viscaal	NLD	R	Dallara F312	Teo Martin Motorsport	1:39.874	167.7
13	13:47:21.708	37:21.708	10	RACE	ESP	Bent Viscaal	NLD	R	Dallara F312	Teo Martin Motorsport	1:39.609	168.2
14	13:49:01.055	39:01.055	10	RACE	ESP	Bent Viscaal	NLD	R	Dallara F312	Teo Martin Motorsport	1:39.347	168.6
15	13:50:40.237	40:40.237	10	RACE	ESP	Bent Viscaal	NLD	R	Dallara F312	Teo Martin Motorsport	1:39.182	168.9



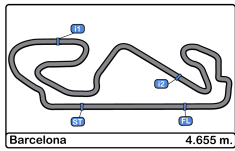


Circuito de Barcelona
Euroformula Open
Free Practice - 2
Event Best Maximum Speed



Nº	Entrant	Nat	Driver	Nat	Cat	Clas	Chassis	Team	Km/h	Session
4	RP Motorsport	ITA	Felipe Drugovich	BRA			Dallara F312	RP Motorsport	243.7	Free Practice - 2
3	RP Motorsport	ITA	Kaylen Frederick	USA	R	1	Dallara F312	RP Motorsport	242.1	Free Practice - 1
1	RP Motorsport	ITA	David Schumacher	DEU	R	2	Dallara F312	RP Motorsport	241.6	Free Practice - 2
77	RP Motorsport	ITA	Guilherme Samaia	BRA			Dallara F312	RP Motorsport	241.0	Free Practice - 2
28	Carlin Motorsport	GBR	Cameron Das	USA			Dallara F312	Carlin Motorsport	241.0	Free Practice - 2
5	Carlin Motorsport	GBR	Dev Gore	USA	R	3	Dallara F312	Carlin Motorsport	241.0	Free Practice - 2
34	Carlin Motorsport	GBR	Matheus Iorio	BRA			Dallara F312	Carlin Motorsport	240.5	Free Practice - 1
18	Campos Racing	ESP	Marcos Siebert	ARG			Dallara F312	Campos Racing	240.5	Free Practice - 1
11	Campos Racing	ESP	Brad Benavides	USA	R	4	Dallara F312	Campos Racing	240.5	Free Practice - 2
51	RACE	ESP	Aldo Festante	ITA	R	5	Dallara F312	Teo Martin Motorsport	238.9	Free Practice - 1
8	Drivex School	ESP	Lukas Dunner	AUT	R	6	Dallara F312	Drivex School	238.9	Free Practice - 1
58	Drivex School	ESP	Javier Gonzalez	MEX	R	7	Dallara F312	Drivex School	238.9	Free Practice - 2
10	RACE	ESP	Bent Viscaal	NLD	R	8	Dallara F312	Teo Martin Motorsport	238.4	Free Practice - 2
22	Drivex School	ESP	Patrick Schott	CHE	R	9	Dallara F312	Drivex School	236.8	Free Practice - 2
6	RP Motorsport	ITA	Alessandro Bracalente	ITA			Dallara F312	RP Motorsport	236.3	Free Practice - 2





Circuit de Barcelona
Euroformula Open
Free Practice - 2
Pit Stop Analysis



1 David Schumacher R RP Motorsport
 Dallara F312

Nr.	In Day Time	In Time	Out Time	Pit Time	T. Pit Time	Handicap	Penalty
1	13:20:45.404	13:20:45.404	13:22:48.489	2:03.085	2:03.085		
2	13:31:25.582	13:31:25.582	13:34:59.624	3:34.042	5:37.127		
3	13:38:31.764	13:38:31.764	13:43:43.739	5:11.975	10:49.102		

3 Kaylen Frederick R RP Motorsport
 Dallara F312

Nr.	In Day Time	In Time	Out Time	Pit Time	T. Pit Time	Handicap	Penalty
1	13:12:36.200	13:12:36.200	13:13:41.020	1:04.820	1:04.820		
2	13:15:48.184	13:15:48.184	13:16:15.666	27.482	1:32.302		
3	13:25:00.550	13:25:00.550	13:27:05.719	2:05.169	3:37.471		
4	13:32:27.043	13:32:27.043	13:33:21.453	54.410	4:31.881		
5	13:38:42.297	13:38:42.297	13:43:47.571	5:05.274	9:37.155		

4 Felipe Drugovich RP Motorsport
 Dallara F312

Nr.	In Day Time	In Time	Out Time	Pit Time	T. Pit Time	Handicap	Penalty
1	13:13:51.020	13:13:51.020	13:14:45.226	54.206	54.206		

5 Dev Gore R Carlin Motorsport
 Dallara F312

Nr.	In Day Time	In Time	Out Time	Pit Time	T. Pit Time	Handicap	Penalty
1	13:19:46.777	13:19:46.777	13:22:54.166	3:07.389	3:07.389		
2	13:43:46.838	13:43:46.838	13:46:38.920	2:52.082	5:59.471		

6 Alessandro Bracalente RP Motorsport
 Dallara F312

Nr.	In Day Time	In Time	Out Time	Pit Time	T. Pit Time	Handicap	Penalty
1	13:13:34.275	13:13:34.275	13:14:33.081	58.806	58.806		
2	13:28:41.308	13:28:41.308	13:44:25.579	15:44.271	16:43.077		

8 Lukas Dunner R Drivex School
 Dallara F312

Nr.	In Day Time	In Time	Out Time	Pit Time	T. Pit Time	Handicap	Penalty
1	13:12:27.595	13:12:27.595	13:12:55.098	27.503	27.503		
2	13:15:03.654	13:15:03.654	13:15:30.602	26.948	54.451		
3	13:29:15.714	13:29:15.714	13:43:48.320	14:32.606	15:27.057		

10 Bent Viscaal R Teo Martin Motorsport
 Dallara F312

Nr.	In Day Time	In Time	Out Time	Pit Time	T. Pit Time	Handicap	Penalty
1	13:24:39.805	13:24:39.805	13:29:14.854	4:35.049	4:35.049		
2	13:39:28.328	13:39:28.328	13:43:53.733	4:25.405	9:00.454		

11 Brad Benavides R Campos Racing
 Dallara F312

Nr.	In Day Time	In Time	Out Time	Pit Time	T. Pit Time	Handicap	Penalty
1	13:12:23.618	13:12:23.618	13:12:49.688	26.070	26.070		
2	13:14:53.598	13:14:53.598	13:15:16.677	23.079	49.149		
3	13:17:16.895	13:17:16.895	13:17:39.890	22.995	1:12.144		
4	13:39:06.572	13:39:06.572	13:44:15.309	5:08.737	6:20.881		

18 Marcos Siebert Campos Racing
 Dallara F312

Nr.	In Day Time	In Time	Out Time	Pit Time	T. Pit Time	Handicap	Penalty
1	13:12:18.907	13:12:18.907	13:12:43.272	24.365	24.365		
2	13:36:42.293	13:36:42.293	13:44:02.906	7:20.613	7:44.978		

22 Patrick Schott R Drivex School
 Dallara F312

Nr.	In Day Time	In Time	Out Time	Pit Time	T. Pit Time	Handicap	Penalty
1	13:12:43.657	13:12:43.657	13:13:18.413	34.756	34.756		
2	13:15:27.702	13:15:27.702	13:15:49.565	21.863	56.619		
3	13:24:38.082	13:24:38.082	13:27:58.268	3:20.186	4:16.805		
4	13:38:23.494	13:38:23.494	13:44:07.469	5:43.975	10:00.780		
5	13:46:04.616	13:46:04.616	13:46:26.492	21.876	10:22.656		

28 Cameron Das Carlin Motorsport
 Dallara F312

Nr.	In Day Time	In Time	Out Time	Pit Time	T. Pit Time	Handicap	Penalty
1	13:14:06.027	13:14:06.027	13:14:28.760	22.733	22.733		
2	13:28:20.267	13:28:20.267	13:34:56.534	6:36.267	6:59.000		
3	13:38:46.497	13:38:46.497	13:44:03.713	5:17.216	12:16.216		

34 Matheus Iorio Carlin Motorsport
 Dallara F312

Nr.	In Day Time	In Time	Out Time	Pit Time	T. Pit Time	Handicap	Penalty
1	13:12:32.072	13:12:32.072	13:13:11.166	39.094	39.094		
2	13:18:59.319	13:18:59.319	13:23:57.566	4:58.247	5:37.341		
3	13:29:11.733	13:29:11.733	13:34:37.422	5:25.689	11:03.030		
4	13:38:18.597	13:38:18.597	13:43:59.480	5:40.883	16:43.913		

51 Aldo Festante R Teo Martin Motorsport
 Dallara F312

Nr.	In Day Time	In Time	Out Time	Pit Time	T. Pit Time	Handicap	Penalty
1	13:18:01.957	13:18:01.957	13:32:19.603	14:17.646	14:17.646		

58 Javier Gonzalez R Drivex School
 Dallara F312

Nr.	In Day Time	In Time	Out Time	Pit Time	T. Pit Time	Handicap	Penalty
1	13:26:25.333	13:26:25.333	13:32:53.865	6:28.532	6:28.532		
2	13:34:54.451	13:34:54.451	13:35:18.205	23.754	6:52.286		
3	13:37:34.320	13:37:34.320	13:44:11.038	6:36.718	13:29.004		

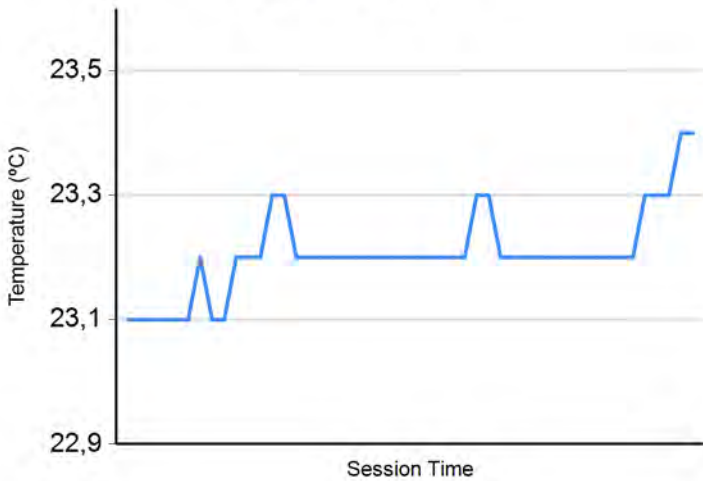
77 Guilherme Samaia RP Motorsport
 Dallara F312

Nr.	In Day Time	In Time	Out Time	Pit Time	T. Pit Time	Handicap	Penalty
1	13:12:38.628	13:12:38.628	13:13:16.058	37.430	37.430		
2	13:25:38.047	13:25:38.047	13:30:24.855	4:46.808	5:24.238		
3	13:39:15.897	13:39:15.897	13:43:45.902	4:30.005	9:54.243		

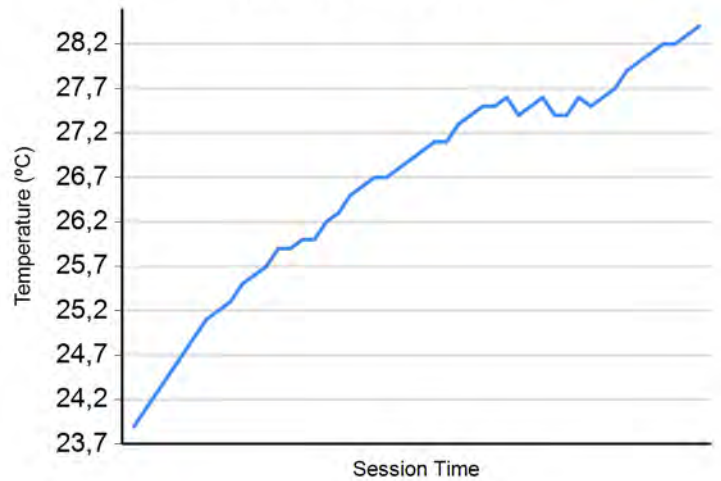




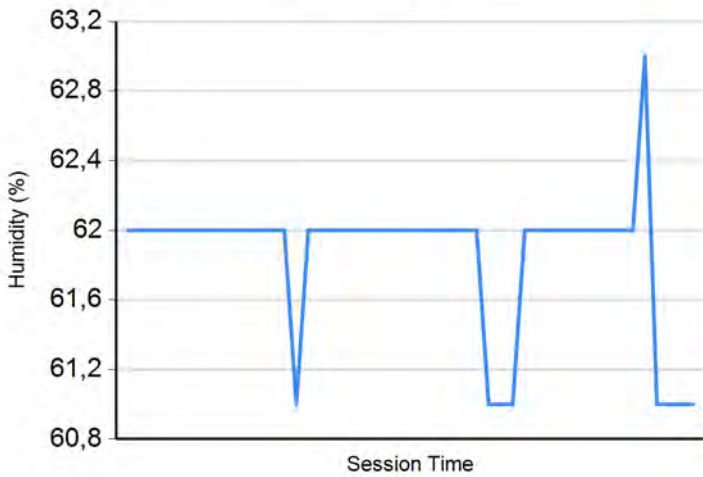
Air Temperature



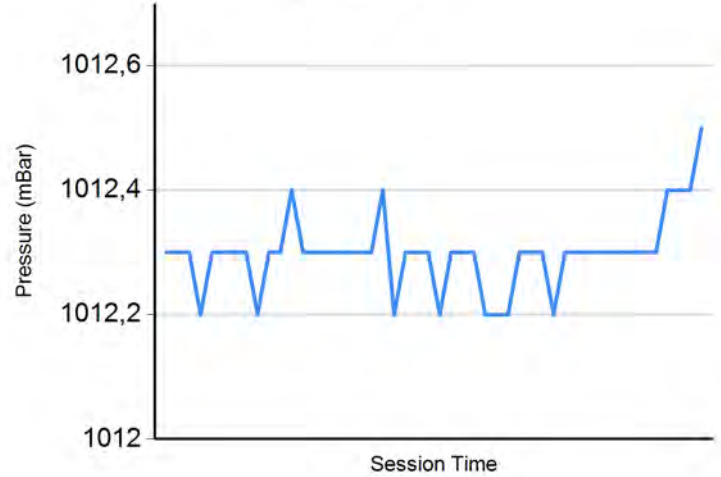
Track Temperature



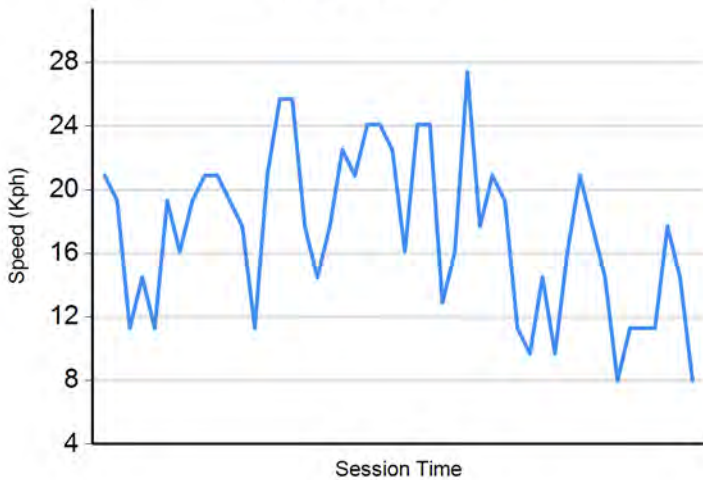
Humidity



Pressure

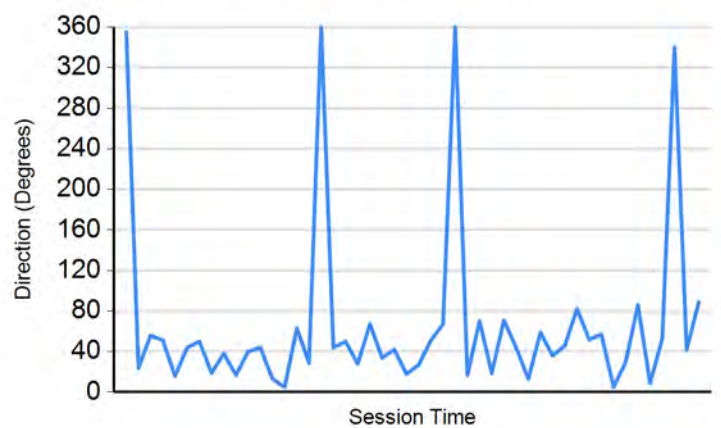


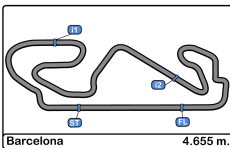
Wind Speed



Wind direction

North = 0°/360° Est = 90° South = 180° West = 270°





Circuito de Barcelona
Euroformula Open
Free Practice 1 - 2
Results

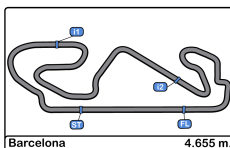


Cls	Nº	Entrant	Nat	Driver	Nat	Cat	Cls	Chassis	Team	Laps	Free Practice - 1	Free Practice - 2	Best	Gap	Interval	Km/h		
1	10	RACE	ESP	Bent Viscaal	NLD	R	1	Dallara F312	Teo Martin Motorsport	34	1:39.801	15	1:39.182	15	1:39.182		168.9	
2	4	RP Motorsport	ITA	Felipe Drugovich	BRA			Dallara F312	RP Motorsport	31	1:39.345	15	1:40.030	10	1:39.345	0.163	0.163	168.6
3	28	Carlin Motorsport	GBR	Cameron Das	USA			Dallara F312	Carlin Motorsport	36	1:39.799	14	1:40.083	15	1:39.799	0.617	0.454	167.9
4	58	Drivex School	ESP	Javier Gonzalez	MEX	R	2	Dallara F312	Drivex School	30	1:39.965	14	1:40.290	14	1:39.965	0.783	0.166	167.6
5	1	RP Motorsport	ITA	David Schumacher	DEU	R	3	Dallara F312	RP Motorsport	37	1:40.175	11	1:39.999	17	1:39.999	0.817	0.034	167.5
6	34	Carlin Motorsport	GBR	Matheus Iorio	BRA			Dallara F312	Carlin Motorsport	33	1:40.004	18	1:40.449	13	1:40.004	0.822	0.005	167.5
7	18	Campos Racing	ESP	Marcos Siebert	ARG			Dallara F312	Campos Racing	39	1:40.073	17	1:40.104	18	1:40.073	0.891	0.069	167.4
8	8	Drivex School	ESP	Lukas Dunner	AUT	R	4	Dallara F312	Drivex School	28	1:40.188	12	1:40.912	8	1:40.188	1.006	0.115	167.2
9	22	Drivex School	ESP	Patrick Schott	CHE	R	5	Dallara F312	Drivex School	34	1:40.190	5	1:40.688	11	1:40.190	1.008	0.002	167.2
10	77	RP Motorsport	ITA	Guilherme Samaia	BRA			Dallara F312	RP Motorsport	35	1:40.663	14	1:40.529	17	1:40.529	1.347	0.339	166.6
11	3	RP Motorsport	ITA	Kaylen Frederick	USA	R	6	Dallara F312	RP Motorsport	37	1:40.544	17	1:40.996	16	1:40.544	1.362	0.015	166.6
12	51	RACE	ESP	Aldo Festante	ITA	R	7	Dallara F312	Teo Martin Motorsport	26	1:41.029	14	1:42.985	3	1:41.029	1.847	0.485	165.8
13	11	Campos Racing	ESP	Brad Benavides	USA	R	8	Dallara F312	Campos Racing	39	1:41.751	16	1:41.277	19	1:41.277	2.095	0.248	165.4
14	5	Carlin Motorsport	GBR	Dev Gore	USA	R	9	Dallara F312	Carlin Motorsport	38	1:41.298	20	1:41.812	9	1:41.298	2.116	0.021	165.4
15	6	RP Motorsport	ITA	Alessandro Bracalente	ITA			Dallara F312	RP Motorsport	30	1:41.518	4	1:42.619	11	1:41.518	2.336	0.220	165.0

Published at:.....

Stewards:	Race Director:	Timekeeper:
-----------	----------------	-------------





Circuit de Barcelona
Euroformula Open
Qualifying - 1
Provisional Results



Clas	Nº	Entrant	Nat	Driver	Nat	Cat	Clas	Chassis	Team	Laps	Best	Time	Gap	Interval	Km/h
1	18	Campos Racing	ESP	Marcos Siebert	ARG			Dallara F312	Campos Racing	15	14	1:40.657			166.4
2	4	RP Motorsport	ITA	Felipe Drugovich	BRA			Dallara F312	RP Motorsport	12	10	1:40.871	0.214	0.214	166.1
3	34	Carlin Motorsport	GBR	Matheus Iorio	BRA			Dallara F312	Carlin Motorsport	15	14	1:41.042	0.385	0.171	165.8
4	1	RP Motorsport	ITA	David Schumacher	DEU	R	1	Dallara F312	RP Motorsport	16	14	1:41.060	0.403	0.018	165.8
5	28	Carlin Motorsport	GBR	Cameron Das	USA			Dallara F312	Carlin Motorsport	15	14	1:41.260	0.603	0.200	165.4
6	10	RACE	ESP	Bent Viscaal	NLD	R	2	Dallara F312	Teo Martin Motorsport	12	11	1:41.476	0.819	0.216	165.1
7	77	RP Motorsport	ITA	Guilherme Samaia	BRA			Dallara F312	RP Motorsport	12	10	1:41.725	1.068	0.249	164.7
8	58	Drivex School	ESP	Javier Gonzalez	MEX	R	3	Dallara F312	Drivex School	15	13	1:41.896	1.239	0.171	164.4
9	3	RP Motorsport	ITA	Kaylen Frederick	USA	R	4	Dallara F312	RP Motorsport	16	14	1:42.193	1.536	0.297	163.9
10	22	Drivex School	ESP	Patrick Schott	CHE	R	5	Dallara F312	Drivex School	15	13	1:42.553	1.896	0.360	163.4
11	51	RACE	ESP	Aldo Festante	ITA	R	6	Dallara F312	Teo Martin Motorsport	16	14	1:42.583	1.926	0.030	163.3
12	5	Carlin Motorsport	GBR	Dev Gore	USA	R	7	Dallara F312	Carlin Motorsport	16	15	1:42.667	2.010	0.084	163.2
13	11	Campos Racing	ESP	Brad Benavides	USA	R	8	Dallara F312	Campos Racing	14	13	1:43.215	2.558	0.548	162.3
14	8	Drivex School	ESP	Lukas Dunner	AUT	R	9	Dallara F312	Drivex School	15	13	1:43.410	2.753	0.195	162.0
15	6	RP Motorsport	ITA	Alessandro Bracalente	ITA			Dallara F312	RP Motorsport	13	13	1:44.496	3.839	1.086	160.3

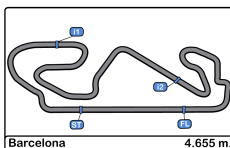
CARS 4, 77, 58, 3, 22 AND 51 TIME DISALLOWED IMPROVING UNDER YELLOW

Published at:.....

Track Temp: 17.6 °C Air Temp: 19.8 °C Humidity: 76 % Track Status: WET

Stewards:	Race Director:	Timekeeper: 
-----------	----------------	---





Circuito de Barcelona
Euroformula Open
Qualifying - 1
Provisional Results by Class



Clas	Nº	Entrant	Nat	Driver	Nat	Cat	Clas	Chassis	Team	Laps	Best	Time	Gap	Interval	Km/h
1	18	Campos Racing	ESP	Marcos Siebert	ARG			Dallara F312	Campos Racing	15	14	1:40.657			166.4
2	4	RP Motorsport	ITA	Felipe Drugovich	BRA			Dallara F312	RP Motorsport	12	10	1:40.871	0.214	0.214	166.1
3	34	Carlin Motorsport	GBR	Matheus Iorio	BRA			Dallara F312	Carlin Motorsport	15	14	1:41.042	0.385	0.171	165.8
4	28	Carlin Motorsport	GBR	Cameron Das	USA			Dallara F312	Carlin Motorsport	15	14	1:41.260	0.603	0.218	165.4
5	77	RP Motorsport	ITA	Guilherme Samaia	BRA			Dallara F312	RP Motorsport	12	10	1:41.725	1.068	0.465	164.7
6	6	RP Motorsport	ITA	Alessandro Bracalente	ITA			Dallara F312	RP Motorsport	13	13	1:44.496	3.839	2.771	160.3
Rookie															
1	1	RP Motorsport	ITA	David Schumacher	DEU	R	1	Dallara F312	RP Motorsport	16	14	1:41.060			165.8
2	10	RACE	ESP	Bent Viscaal	NLD	R	2	Dallara F312	Teo Martin Motorsport	12	11	1:41.476	0.416	0.416	165.1
3	58	Drivex School	ESP	Javier Gonzalez	MEX	R	3	Dallara F312	Drivex School	15	13	1:41.896	0.836	0.420	164.4
4	3	RP Motorsport	ITA	Kaylen Frederick	USA	R	4	Dallara F312	RP Motorsport	16	14	1:42.193	1.133	0.297	163.9
5	22	Drivex School	ESP	Patrick Schott	CHE	R	5	Dallara F312	Drivex School	15	13	1:42.553	1.493	0.360	163.4
6	51	RACE	ESP	Aldo Festante	ITA	R	6	Dallara F312	Teo Martin Motorsport	16	14	1:42.583	1.523	0.030	163.3
7	5	Carlin Motorsport	GBR	Dev Gore	USA	R	7	Dallara F312	Carlin Motorsport	16	15	1:42.667	1.607	0.084	163.2
8	11	Campos Racing	ESP	Brad Benavides	USA	R	8	Dallara F312	Campos Racing	14	13	1:43.215	2.155	0.548	162.3
9	8	Drivex School	ESP	Lukas Dunner	AUT	R	9	Dallara F312	Drivex School	15	13	1:43.410	2.350	0.195	162.0

Published at:.....

Track Temp: 17.6 °C Air Temp: 19.8 °C Humidity: 76 % Track Status: WET

Stewards:	Race Director:	Timekeeper:





Circuit de Barcelona
Euroformula Open
Qualifying - 1
Lap Analysis



1 David Schumacher R Dallara F312 **5** Dev Gore R Dallara F312
 RP Motorsport Carlin Motorsport

Lap D	Time	Sector 1	Sector 2	Sector 3	T. Spd	Elapsed	Lap D	Time	Sector 1	Sector 2	Sector 3	T. Spd	Elapsed
1	10:27:38.219	10:26:13.138	46.808	38.273	149.3	10:27:38.219	1	10:27:26.598	10:26:04.470	44.125	38.003	158.8	10:27:26.598
2	1:54.162	32.233	44.423	37.506	225.4	10:29:32.381	2	1:53.218	32.697	43.031	37.490	228.8	10:29:19.816
3	1:52.126	32.256	42.715	37.155	227.8	10:31:24.507	3	1:52.281	32.324	43.153	36.804	230.2	10:31:12.097
4	1:56.618 P	31.819	42.433	42.366	229.7	10:33:21.125	4	1:54.035	32.246	43.599	38.190	231.7	10:33:06.132
5	3:27.687	2:03.519	46.738	37.430	166.9	10:36:48.812	5	1:51.503	32.185	42.638	36.680	227.3	10:34:57.635
6	1:55.643	32.524	41.469	41.650	230.2	10:38:44.455	6	1:55.999	34.622	44.178	37.199	229.7	10:36:53.634
7	1:45.763	31.494	39.896	34.373	231.7	10:40:30.218	7	1:59.285 P	32.063	42.599	44.623	228.3	10:38:52.919
8	1:44.917	31.461	39.370	34.086	233.2	10:42:15.135	8	4:12.492	2:50.858	44.841	36.793	146.7	10:43:05.411
9	1:49.584 P	31.037	39.848	38.699	234.7	10:44:04.719	9	1:49.507	32.399	41.729	35.379	229.7	10:44:54.918
10	3:28.660	2:11.894	42.450	34.316	142.2	10:47:33.379	10	1:48.290	32.068	40.317	35.905	230.7	10:46:43.208
11	1:48.958	31.191	39.459	38.308	234.2	10:49:22.337	11	1:46.061	31.276	40.444	34.341	231.7	10:48:29.269
12	1:48.204	30.393	44.244	33.567	233.2	10:51:10.541	12	1:44.319	30.750	39.789	33.780	232.2	10:50:13.588
13	1:41.408	29.734	38.642	33.032	236.8	10:52:51.949	13	1:45.109	31.379	39.908	33.822	233.2	10:51:58.697
14	1:41.060	29.886	38.333	32.841	236.3	10:54:33.009	14	1:43.852	30.725	39.382	33.745	233.7	10:53:42.549
15	1:41.741	30.139	38.931	32.671	235.8	10:56:14.750	15	1:42.667	30.390	38.992	33.285	231.7	10:55:25.216
16	2:00.117 P	34.105	42.835	43.177	189.8	10:58:14.867	16	2:04.636 P	32.827	45.708	46.101	231.2	10:57:29.852

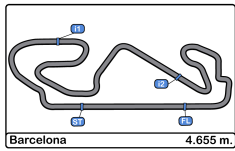
3 Kaylen Frederick R Dallara F312 **6** Alessandro Bracalente Dallara F312
 RP Motorsport RP Motorsport

Lap D	Time	Sector 1	Sector 2	Sector 3	T. Spd	Elapsed	Lap D	Time	Sector 1	Sector 2	Sector 3	T. Spd	Elapsed
1	10:27:07.413	10:25:47.162	43.403	36.848	169.2	10:27:07.413	1	10:28:02.461	10:26:32.712	50.923	38.826	160.0	10:28:02.461
2	2:01.516 P	32.214	42.794	46.508	225.0	10:29:08.929	2	1:58.285	34.434	46.440	37.411	224.5	10:30:00.746
3	3:49.460	2:23.010	47.480	38.970	122.3	10:32:58.389	3	1:56.398	33.471	44.674	38.253	225.0	10:31:57.144
4	2:06.474	33.886	47.279	45.309	224.0	10:35:04.863	4	1:54.685	33.426	43.854	37.405	225.4	10:33:51.829
5	1:51.158	33.122	42.274	35.762	230.7	10:36:56.021	5	1:53.830	33.008	43.557	37.265	225.9	10:35:45.659
6	1:49.703	32.049	41.443	36.211	233.2	10:38:45.724	6	2:00.648 P	33.277	44.584	42.787	227.3	10:37:46.307
7	1:47.737	31.842	40.841	35.054	241.0	10:40:33.461	7	4:22.537	2:47.375	52.222	42.940	121.2	10:42:08.844
8	1:46.684	31.669	40.938	34.077	235.2	10:42:20.145	8	2:01.277	34.477	46.466	40.334	227.3	10:44:10.121
9	1:47.264	31.114	40.139	36.011	234.7	10:44:07.409	9	1:55.998	35.650	44.005	36.343	230.2	10:46:06.119
10	1:52.951 P	31.617	39.899	41.435	231.2	10:46:00.360	10	1:48.433	32.283	41.236	34.914	231.7	10:47:54.552
11	3:28.529	2:07.685	45.452	35.392	114.8	10:49:28.889	11	1:46.035	31.344	40.652	34.039	231.2	10:49:40.587
12	1:44.376	30.909	40.067	33.400	233.2	10:51:13.265	12	1:45.119	31.030	40.088	34.001	232.2	10:51:25.706
13	1:42.584	30.170	39.300	33.114	235.2	10:52:55.849	13	1:44.496	31.100	39.895	33.501	232.7	10:53:10.202
14	1:42.193	30.115	39.082	32.996	234.7	10:54:38.042							
15	1:41.620	29.997	38.884	32.739	234.7	10:56:19.662							
16	1:59.239 P	30.321	42.783	46.135	236.3	10:58:18.901							

4 Felipe Drugovich Dallara F312 **8** Lukas Dunner R Dallara F312
 RP Motorsport Drivex School

Lap D	Time	Sector 1	Sector 2	Sector 3	T. Spd	Elapsed	Lap D	Time	Sector 1	Sector 2	Sector 3	T. Spd	Elapsed
1	10:30:46.978	10:29:26.911	43.841	36.226	146.1	10:30:46.978	1	10:27:44.183	10:26:21.044	45.557	37.582	175.8	10:27:44.183
2	1:50.117	31.862	42.133	36.122	226.4	10:32:37.095	2	1:53.458	33.432	42.962	37.064	226.4	10:29:37.641
3	1:49.217	31.747	41.699	35.771	228.3	10:34:26.312	3	1:57.902 P	32.193	43.590	42.119	227.8	10:31:35.543
4	1:54.977 P	31.892	42.610	40.475	228.8	10:36:21.289	4	3:33.303	1:56.186	57.271	39.846	139.7	10:35:08.846
5	9:16.979	7:53.194	46.905	36.880	134.3	10:45:38.268	5	1:55.999	34.989	44.606	36.404	201.8	10:37:04.845
6	1:48.886	33.213	41.717	33.956	224.0	10:47:27.154	6	1:58.270	32.723	41.470	44.077	231.7	10:39:03.115
7	1:44.654	31.171	40.082	33.401	231.7	10:49:11.808	7	1:48.903	32.928	40.909	35.066	232.2	10:40:52.018
8	1:42.582	30.273	39.289	33.020	232.2	10:50:54.390	8	1:46.391	32.041	40.348	34.002	232.2	10:42:38.409
9	1:42.436	30.112	38.919	33.405	234.2	10:52:36.826	9	1:55.110 P	34.582	40.626	39.902	232.2	10:44:33.519
10	1:40.871	29.829	38.482	32.560	233.7	10:54:17.697	10	3:23.082	1:56.898	46.561	39.623	135.8	10:47:56.601
11	1:40.069	29.735	38.046	32.288	234.2	10:55:57.766	11	2:01.024	40.038	45.069	35.917	211.7	10:49:57.625
12	2:03.597 P	32.682	44.684	46.231	234.2	10:58:01.363	12	2:03.768	47.015	43.225	33.528	232.2	10:52:01.393
							13	1:43.410	30.647	39.547	33.216	234.2	10:53:44.803
							14	1:43.998	30.360	39.222	34.416	234.2	10:55:28.801
							15	2:03.171 P	32.503	43.655	47.013	209.7	10:57:31.972





Circuit de Barcelona
Euroformula Open
Qualifying - 1
Lap Analysis



10 Bent Viscaal R Dallara F312 **22** Patrick Schott R Dallara F312
 Teo Martin Motorsport Drivex School

Lap	D	Time	Sector 1	Sector 2	Sector 3	T. Spd	Elapsed	Lap	D	Time	Sector 1	Sector 2	Sector 3	T. Spd	Elapsed
1		10:33:42.953	10:32:18.171	46.912	37.870	146.5	10:33:42.953	1		10:28:18.539	10:26:47.721	49.185	41.633	144.7	10:28:18.539
2		1:53.068	33.935	42.515	36.618	216.0	10:35:36.021	2		1:58.382	34.436	46.346	37.600	228.8	10:30:16.921
3		1:48.962	32.141	41.063	35.758	234.7	10:37:24.983	3		1:55.361	33.094	43.517	38.750	231.7	10:32:12.282
4		1:47.105	31.826	40.814	34.465	235.8	10:39:12.088	4		1:52.096	32.708	43.618	35.770	231.2	10:34:04.378
5		1:54.843 P	31.649	40.296	42.898	235.8	10:41:06.931	5		1:49.824	32.342	42.112	35.370	231.7	10:35:54.202
6		4:09.593	2:44.315	45.724	39.554	164.6	10:45:16.524	6		1:48.857	32.083	41.983	34.791	232.2	10:37:43.059
7		1:50.274	34.425	41.638	34.211	216.0	10:47:06.798	7		2:00.105 P	35.846	41.630	42.629	231.7	10:39:43.164
8		1:44.480	31.126	39.577	33.777	234.7	10:48:51.278	8		6:13.277	4:47.256	47.132	38.889	138.9	10:45:56.441
9		1:42.936	30.896	38.939	33.101	235.2	10:50:34.214	9		1:48.509	32.672	41.476	34.361	228.8	10:47:44.950
10		1:42.793	30.856	38.951	32.986	236.8	10:52:17.007	10		1:45.608	31.004	40.437	34.167	231.7	10:49:30.558
11		1:41.476	30.326	38.498	32.652	237.8	10:53:58.483	11		1:45.056	31.151	39.490	34.415	235.2	10:51:15.614
12		1:55.352 P	30.736	41.747	42.869	237.3	10:55:53.835	12		1:44.201	31.339	39.427	33.435	234.7	10:52:59.815

11 Brad Benavides R Dallara F312
 Campos Racing

Lap	D	Time	Sector 1	Sector 2	Sector 3	T. Spd	Elapsed	Lap	D	Time	Sector 1	Sector 2	Sector 3	T. Spd	Elapsed
13		1:42.553						13		1:42.553	30.341	39.008	33.204	233.2	10:54:42.368
14		1:42.068						14		1:42.068	30.223	38.842	33.003	233.7	10:56:24.436
15		2:02.289 P						15		2:02.289 P	34.850	43.036	44.403	233.7	10:58:26.725

28 Cameron Das Dallara F312
 Carlin Motorsport

Lap	D	Time	Sector 1	Sector 2	Sector 3	T. Spd	Elapsed	Lap	D	Time	Sector 1	Sector 2	Sector 3	T. Spd	Elapsed
1		10:28:39.045	10:27:11.898	48.249	38.898	127.8	10:28:39.045	1		10:27:14.155	10:25:50.867	45.018	38.270	176.4	10:27:14.155
2		2:02.836 P	34.188	45.083	43.565	222.6	10:30:41.881	2		2:00.187	32.191	50.565	37.431	226.8	10:29:14.342
3		3:38.946	2:07.904	50.862	40.180	129.3	10:34:20.827	3		1:53.421	32.161	44.041	37.219	227.8	10:31:07.763
4		1:57.838	34.785	45.682	37.371	226.8	10:36:18.665	4		1:53.265	32.243	43.816	37.206	228.8	10:33:01.028
5		2:07.750	33.097	42.931	51.722	228.8	10:38:26.415	5		1:51.391	31.975	43.031	36.385	231.7	10:34:52.419
6		1:51.043	33.176	42.270	35.597	227.8	10:40:17.458	6		1:56.324 P	32.339	42.921	41.064	231.7	10:36:48.743
7		1:49.523	32.541	41.702	35.280	229.2	10:42:06.981	7		4:46.003	3:21.531	46.659	37.813	151.2	10:41:34.746
8		1:54.338 P	32.241	41.309	40.788	229.7	10:44:01.319	8		1:49.107	32.419	42.121	34.567	229.7	10:43:23.853
9		4:00.474	2:34.457	50.647	35.370	144.9	10:48:01.793	9		1:45.459	31.341	40.472	33.646	231.7	10:45:09.312
10		1:47.509	32.296	41.162	34.051	232.2	10:49:49.302	10		1:44.330	30.797	40.058	33.475	232.7	10:46:53.642
11		1:46.816	31.200	41.338	34.278	233.7	10:51:36.118	11		1:43.110	30.465	39.784	32.861	233.7	10:48:36.752
12		1:43.927	30.642	39.750	33.535	237.3	10:53:20.045	12		1:47.022	31.473	41.022	34.527	234.2	10:50:23.774
13		1:43.215	30.368	39.479	33.368	234.7	10:55:03.260	13		1:41.853	30.125	39.050	32.678	234.7	10:52:05.627
14		1:55.792 P	31.891	42.243	41.658	234.7	10:56:59.052	14		1:41.260	29.816	38.900	32.544	236.3	10:53:46.887
								15		1:49.654 P	29.985	39.114	40.555	237.8	10:55:36.541

18 Marcos Siebert Dallara F312
 Campos Racing

Lap	D	Time	Sector 1	Sector 2	Sector 3	T. Spd	Elapsed	Lap	D	Time	Sector 1	Sector 2	Sector 3	T. Spd	Elapsed
1		10:28:03.828	10:26:39.273	46.939	37.616	164.3	10:28:03.828	1		10:27:26.206	10:26:03.437	44.777	37.992	149.5	10:27:26.206
2		2:00.581 P	33.632	43.968	42.981	198.5	10:30:04.409	2		1:52.238	32.452	43.158	36.628	225.9	10:29:18.444
3		3:03.272	1:35.009	49.746	38.517	160.4	10:33:07.681	3		1:51.949	32.278	43.041	36.630	227.8	10:31:10.393
4		1:54.951	34.626	43.365	36.960	217.3	10:35:02.632	4		1:51.870	32.225	43.008	36.637	229.7	10:33:02.263
5		1:51.461	32.543	42.070	36.848	234.2	10:36:54.093	5		1:56.285 P	32.059	42.902	41.324	232.7	10:34:58.548
6		1:51.399	32.435	41.836	37.128	233.7	10:38:45.492	6		6:07.167	4:40.740	48.947	37.480	132.5	10:41:05.715
7		1:49.526	34.592	40.593	34.341	238.4	10:40:35.018	7		1:50.180	33.404	42.038	34.738	213.4	10:42:55.895
8		1:51.562 P	31.550	40.176	39.836	236.8	10:42:26.580	8		1:45.900	31.564	40.372	33.964	231.7	10:44:41.795
9		5:11.714	3:51.461	43.830	36.423	151.8	10:47:38.294	9		1:44.771	31.254	39.877	33.640	230.7	10:46:26.566
10		1:46.654	31.055	40.623	34.976	234.7	10:49:24.948	10		1:43.957	30.811	39.570	33.576	232.2	10:48:10.523
11		1:43.014	30.242	39.702	33.070	236.3	10:51:07.962	11		1:43.190	30.663	39.311	33.216	233.7	10:49:53.713
12		1:41.772	29.915	38.652	33.205	236.8	10:52:49.734	12		1:48.294	32.023	40.260	36.011	234.7	10:51:42.007
13		1:40.749	29.553	38.633	32.563	236.8	10:54:30.483	13		1:41.957	30.276	38.817	32.864	234.7	10:53:23.964
14		1:40.657	29.810	38.467	32.380	237.8	10:56:11.140	14		1:41.042	29.718	38.546	32.778	235.2	10:55:05.006
15		2:01.713 P	29.792	43.410	48.511	237.8	10:58:12.853	15		2:10.366 P	34.537	46.947	48.882	214.7	10:57:15.372

34 Matheus Iorio Dallara F312
 Carlin Motorsport

Lap	D	Time	Sector 1	Sector 2	Sector 3	T. Spd	Elapsed	Lap	D	Time	Sector 1	Sector 2	Sector 3	T. Spd	Elapsed
1		10:27:26.206	10:26:03.437	44.777	37.992	149.5	10:27:26.206	1		10:27:26.206	10:26:03.437	44.777	37.992	149.5	10:27:26.206
2		1:52.238	32.452	43.158	36.628	225.9	10:29:18.444	2		1:52.238	32.452	43.158	36.628	225.9	10:29:18.444
3		1:51.949	32.278	43.041	36.630	227.8	10:31:10.393	3		1:51.949	32.278	43.041	36.630	227.8	10:31:10.393
4		1:51.870	32.225	43.008	36.637	229.7	10:33:02.263	4		1:51.870	32.225	43.008	36.637	229.7	10:33:02.263
5		1:56.285 P	32.059	42.902	41.324	232.7	10:34:58.548	5		1:56.285 P	32.059	42.902	41.324	232.7	10:34:58.548
6		6:07.167	4:40.740	48.947	37.480	132.5	10:41:05.715	6		6:07.167	4:40.740	48.947	37.480	132.5	10:41:05.715
7		1:50.180	33.404	42.038	34.738	213.4	10:42:55.895	7		1:50.180	33.404	42.038	34.738	213.4	10:42:55.895
8		1:45.900	31.564	40.372	33.964	231.7	10:44:41.795	8		1:45.900	31.564	40.372	33.964	231.7	10:44:41.795
9		1:44.771	31.254	39.877	33.640	230.7	10:46:26.566	9		1:44.771	31.254	39.877	33.640	230.7	10:46:26.566
10		1:43.957	30.811	39.570	33.576	232.2	10:48:10.523	10		1:43.957	30.811	39.570	33.576	232.2	10:48:10.523
11		1:43.190	30.663	39.311	33.216	233.7	10:49:53.713	11		1:43.190	30.663	39.311	33.216	233.7	10:49:53.713
12		1:48.294	32.023	40.260	36.011	234.7	10:51:42.007	12		1:48.294	32.023	40.260	36.011	234.7	10:51:42.007
13		1:41.957	30.276	38.817	32.864	234.7	10:53:23.964	13		1:41.957	30.276	38.817	32.864	234.7	10:53:23.964
14		1:41.042	29.718	38.546	32.778	235.2	10:55:05.006	14		1:41.042	29.718	38.546	32.778	235.2	10:55:05.006
15		2:10.366 P	34.537	46.947	48.882	214.7	10:57:15.372	15		2:10.366 P	34.537	46.947	48.882	214.7	10:57:15.372





Circuit de Barcelona
Euroformula Open
Qualifying - 1
Lap Analysis



51 Aldo Festante R Dallara F312

Teo Martin Motorsport

Lap	D	Time	Sector 1	Sector 2	Sector 3	T. Spd	Elapsed
1		10:27:42.522	10:26:08.869	52.681	40.972	125.2	10:27:42.522
2		2:01.806	35.773	47.609	38.424	225.0	10:29:44.328
3		1:55.484	33.775	45.097	36.612	227.8	10:31:39.812
4		1:54.308	32.997	43.376	37.935	230.2	10:33:34.120
5		1:49.633	32.436	41.861	35.336	233.2	10:35:23.753
6		1:48.481	31.935	41.526	35.020	236.3	10:37:12.234
7		1:48.365	32.065	41.019	35.281	238.4	10:39:00.599
8		1:56.688 P	32.629	42.231	41.828	232.7	10:40:57.287
9		5:12.814	3:45.101	46.540	41.173	161.9	10:46:10.101
10		1:50.330	32.553	43.239	34.538	229.7	10:48:00.431
11		1:45.786	31.829	40.408	33.549	234.7	10:49:46.217
12		1:43.505	31.032	39.511	32.962	234.7	10:51:29.722
13		1:42.676	30.675	39.250	32.751	233.7	10:53:12.398
14		1:42.583	30.568	39.016	32.999	236.3	10:54:54.981
15		1:41.542	30.103	38.848	32.591	233.2	10:56:36.523
16		1:57.129 P	31.100	41.517	44.512	234.2	10:58:33.652

58 Javier Gonzalez R Dallara F312

Drivex School

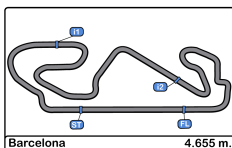
Lap	D	Time	Sector 1	Sector 2	Sector 3	T. Spd	Elapsed
1		10:27:47.076	10:26:16.060	50.879	40.137	147.9	10:27:47.076
2		1:59.984	36.237	46.799	36.948	184.9	10:29:47.060
3		1:53.594	33.198	43.286	37.110	233.2	10:31:40.654
4		1:52.026	32.784	43.102	36.140	235.2	10:33:32.680
5		1:49.993	32.296	42.238	35.459	232.2	10:35:22.673
6		1:48.885	32.148	41.228	35.509	233.7	10:37:11.558
7		2:04.770 P	35.714	42.068	46.988	234.7	10:39:16.328
8		6:48.475	5:21.348	49.616	37.511	155.1	10:46:04.803
9		1:53.993	35.463	43.378	35.152	178.2	10:47:58.796
10		1:44.853	30.969	40.050	33.834	236.3	10:49:43.649
11		1:51.833	36.155	40.973	34.705	235.8	10:51:35.482
12		1:42.615	30.184	39.189	33.242	235.2	10:53:18.097
13		1:41.896	30.167	38.845	32.884	235.2	10:54:59.993
14		1:41.603	29.893	38.893	32.817	235.8	10:56:41.596
15		2:11.667 P	33.280	51.213	47.174	235.8	10:58:53.263

77 Guilherme Samaia Dallara F312

RP Motorsport

Lap	D	Time	Sector 1	Sector 2	Sector 3	T. Spd	Elapsed
1		10:30:30.978	10:29:08.890	45.217	36.871	170.8	10:30:30.978
2		1:52.152	32.300	43.144	36.708	224.0	10:32:23.130
3		1:54.018	32.474	44.308	37.236	227.3	10:34:17.148
4		1:56.991 P	32.384	42.544	42.063	228.3	10:36:14.139
5		9:26.260	7:57.279	47.157	41.824	124.8	10:45:40.399
6		1:49.405	33.251	41.821	34.333	225.0	10:47:29.804
7		1:45.611	31.147	40.243	34.221	232.2	10:49:15.415
8		1:43.579	30.792	39.543	33.244	232.2	10:50:58.994
9		1:42.950	30.820	39.312	32.818	232.7	10:52:41.944
10		1:41.725	30.251	38.662	32.812	232.7	10:54:23.669
11		1:41.701	30.142	39.006	32.553	232.7	10:56:05.370
12		2:03.085 P	31.112	42.004	49.969	232.7	10:58:08.455



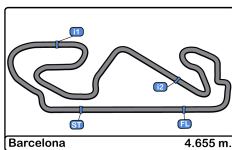


Circuito de Barcelona
Euroformula Open
Qualifying - 1
Best Sectors Results



Sector - 1				Sector - 2				Sector - 3				Ideal Lap vs Best Lap				
Clas	Nº	Driver	Time	Nº	Driver	Time	Nº	Driver	Time	Clas	Nº	Driver	Ideal Lap	Best Lap	Clas	
1	18	Marcos Siebert	29.553	4	Felipe Drugovich	38.046	4	Felipe Drugovich	32.288	1	4	Felipe Drugovich	1:40.069	1:40.871	2	
2	34	Matheus Iorio	29.718	1	David Schumacher	38.333	18	Marcos Siebert	32.380	2	18	Marcos Siebert	1:40.400	1:40.657	1	
3	1	David Schumacher	29.734	18	Marcos Siebert	38.467	28	Cameron Das	32.544	3	1	David Schumacher	1:40.738	1:41.060	4	
4	4	Felipe Drugovich	29.735	10	Bent Viscaal	38.498	77	Guilherme Samaia	32.553	4	34	Matheus Iorio	1:41.042	1:41.042	3	
5	28	Cameron Das	29.816	34	Matheus Iorio	38.546	51	Aldo Festante	32.591	5	28	Cameron Das	1:41.260	1:41.260	5	
6	58	Javier Gonzalez	29.893	77	Guilherme Samaia	38.662	10	Bent Viscaal	32.652	6	77	Guilherme Samaia	1:41.357	1:41.725	7	
7	3	Kaylen Frederick	29.997	22	Patrick Schott	38.842	1	David Schumacher	32.671	7	10	Bent Viscaal	1:41.476	1:41.476	6	
8	51	Aldo Festante	30.103	58	Javier Gonzalez	38.845	3	Kaylen Frederick	32.739	8	51	Aldo Festante	1:41.542	1:42.583	11	
9	77	Guilherme Samaia	30.142	51	Aldo Festante	38.848	34	Matheus Iorio	32.778	9	58	Javier Gonzalez	1:41.555	1:41.896	8	
10	22	Patrick Schott	30.223	3	Kaylen Frederick	38.884	58	Javier Gonzalez	32.817	10	3	Kaylen Frederick	1:41.620	1:42.193	9	
11	10	Bent Viscaal	30.326	28	Cameron Das	38.900	22	Patrick Schott	33.003	11	22	Patrick Schott	1:42.068	1:42.553	10	
12	8	Lukas Dunner	30.360	5	Dev Gore	38.992	8	Lukas Dunner	33.216	12	5	Dev Gore	1:42.667	1:42.667	12	
13	11	Brad Benavides	30.368	8	Lukas Dunner	39.222	5	Dev Gore	33.285	13	8	Lukas Dunner	1:42.798	1:43.410	14	
14	5	Dev Gore	30.390	11	Brad Benavides	39.479	11	Brad Benavides	33.368	14	11	Brad Benavides	1:43.215	1:43.215	13	
15	6	Alessandro Bracalente	31.030	6	Alessandro Bracalente	39.895	6	Alessandro Bracalente	33.501	15	6	Alessandro Bracalente	1:44.426	1:44.496	15	



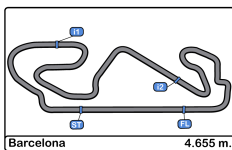


Circuito de Barcelona
Euroformula Open
Qualifying - 1
Best 5 Lap Times



Cls	Nº	Entrant	Nat	Driver	Nat	Cat	Cls	Chassis	Team	Best 1		Best 2		Best 3		Best 4		Best 5	
										Time	Lap	Time	Lap	Time	Lap	Time	Lap	Time	Lap
1	18	Campos Racing	ESP	Marcos Siebert	ARG			Dallara F312	Campos Racing	1:40.657	14	1:40.749	13	1:41.772	12	1:43.014	11	1:46.654	10
2	4	RP Motorsport	ITA	Felipe Drugovich	BRA			Dallara F312	RP Motorsport	1:40.871	10	1:42.436	9	1:42.582	8	1:44.654	7	1:48.886	6
3	34	Carlin Motorsport	GBR	Matheus Iorio	BRA			Dallara F312	Carlin Motorsport	1:41.042	14	1:41.957	13	1:43.190	11	1:43.957	10	1:44.771	9
4	1	RP Motorsport	ITA	David Schumacher	DEU	R	1	Dallara F312	RP Motorsport	1:41.060	14	1:41.408	13	1:41.741	15	1:44.917	8	1:45.763	7
5	28	Carlin Motorsport	GBR	Cameron Das	USA			Dallara F312	Carlin Motorsport	1:41.260	14	1:41.853	13	1:43.110	11	1:44.330	10	1:45.459	9
6	10	RACE	ESP	Bent Viscaal	NLD	R	2	Dallara F312	Teo Martin Motorsport	1:41.476	11	1:42.793	10	1:42.936	9	1:44.480	8	1:47.105	4
7	77	RP Motorsport	ITA	Guilherme Samaia	BRA			Dallara F312	RP Motorsport	1:41.725	10	1:42.950	9	1:43.579	8	1:45.611	7	1:49.405	6
8	58	Drivex School	ESP	Javier Gonzalez	MEX	R	3	Dallara F312	Drivex School	1:41.896	13	1:42.615	12	1:44.853	10	1:48.885	6	1:49.993	5
9	3	RP Motorsport	ITA	Kaylen Frederick	USA	R	4	Dallara F312	RP Motorsport	1:42.193	14	1:42.584	13	1:44.376	12	1:46.684	8	1:47.264	9
10	22	Drivex School	ESP	Patrick Schott	CHE	R	5	Dallara F312	Drivex School	1:42.553	13	1:44.201	12	1:45.056	11	1:45.608	10	1:48.509	9
11	51	RACE	ESP	Aldo Festante	ITA	R	6	Dallara F312	Teo Martin Motorsport	1:42.583	14	1:42.676	13	1:43.505	12	1:45.786	11	1:48.365	7
12	5	Carlin Motorsport	GBR	Dev Gore	USA	R	7	Dallara F312	Carlin Motorsport	1:42.667	15	1:43.852	14	1:44.319	12	1:45.109	13	1:46.061	11
13	11	Campos Racing	ESP	Brad Benavides	USA	R	8	Dallara F312	Campos Racing	1:43.215	13	1:43.927	12	1:46.816	11	1:47.509	10	1:49.523	7
14	8	Drivex School	ESP	Lukas Dunner	AUT	R	9	Dallara F312	Drivex School	1:43.410	13	1:43.998	14	1:46.391	8	1:48.903	7	1:53.458	2
15	6	RP Motorsport	ITA	Alessandro Bracalente	ITA			Dallara F312	RP Motorsport	1:44.496	13	1:45.119	12	1:46.035	11	1:48.433	10	1:53.830	5



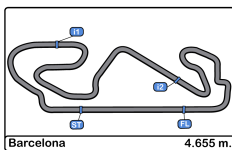


Circuit de Barcelona
Euroformula Open
Qualifying - 1
Best 5 Top Speeds



Cls	Nº	Entrant	Nat	Driver	Nat	Cat	Cls	Chassis	Team	Top 1		Top 2		Top 3		Top 4		Top 5		Avg
										Km/h	Lap	Km/h	Lap	Km/h	Lap	Km/h	Lap	Km/h	Lap	
1	3	RP Motorsport	ITA	Kaylen Frederick	USA	R	1	Dallara F312	RP Motorsport	241.0	7	236.3	16	235.2	8	235.2	13	234.7	9	236.5
2	18	Campos Racing	ESP	Marcos Siebert	ARG			Dallara F312	Campos Racing	238.4	7	237.8	14	237.8	15	236.8	8	236.8	12	237.5
3	51	RACE	ESP	Aldo Festante	ITA	R	2	Dallara F312	Teo Martin Motorsport	238.4	7	236.3	6	236.3	14	234.7	11	234.7	12	236.1
4	10	RACE	ESP	Bent Viscaal	NLD	R	3	Dallara F312	Teo Martin Motorsport	237.8	11	237.3	12	236.8	10	235.8	4	235.8	5	236.7
5	28	Carlin Motorsport	GBR	Cameron Das	USA			Dallara F312	Carlin Motorsport	237.8	15	236.3	14	234.7	13	234.2	12	233.7	11	235.4
6	11	Campos Racing	ESP	Brad Benavides	USA	R	4	Dallara F312	Campos Racing	237.3	12	234.7	13	234.7	14	233.7	11	232.2	10	234.5
7	1	RP Motorsport	ITA	David Schumacher	DEU	R	5	Dallara F312	RP Motorsport	236.8	13	236.3	14	235.8	15	234.7	9	234.2	11	235.6
8	58	Drivex School	ESP	Javier Gonzalez	MEX	R	6	Dallara F312	Drivex School	236.3	10	235.8	11	235.8	14	235.8	15	235.2	4	235.8
9	22	Drivex School	ESP	Patrick Schott	CHE	R	7	Dallara F312	Drivex School	235.2	11	234.7	12	233.7	14	233.7	15	233.2	13	234.1
10	34	Carlin Motorsport	GBR	Matheus Iorio	BRA			Dallara F312	Carlin Motorsport	235.2	14	234.7	12	234.7	13	233.7	11	232.7	5	234.2
11	4	RP Motorsport	ITA	Felipe Drugovich	BRA			Dallara F312	RP Motorsport	234.2	9	234.2	11	234.2	12	233.7	10	232.2	8	233.7
12	8	Drivex School	ESP	Lukas Dunner	AUT	R	8	Dallara F312	Drivex School	234.2	13	234.2	14	232.2	7	232.2	8	232.2	9	233.0
13	5	Carlin Motorsport	GBR	Dev Gore	USA	R	9	Dallara F312	Carlin Motorsport	233.7	14	233.2	13	232.2	12	231.7	4	231.7	11	232.5
14	6	RP Motorsport	ITA	Alessandro Bracalente	ITA			Dallara F312	RP Motorsport	232.7	13	232.2	12	231.7	10	231.7	14	231.2	11	231.9
15	77	RP Motorsport	ITA	Guilherme Samaia	BRA			Dallara F312	RP Motorsport	232.7	9	232.7	10	232.7	11	232.7	12	232.2	7	232.6



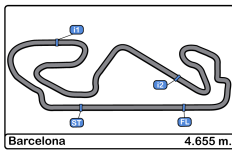


Circuit de Barcelona
Euroformula Open
Qualifying - 1
Fastest Laps Sequence



Lap	Time of Day	Session Time	Nº	Entrant	Nat	Driver	Nat	Cat	Chassis	Team	Time	Km/h
2	10:29:08.929	4:08.929	3	RP Motorsport	ITA	Kaylen Frederick	USA	R	Dallara F312	RP Motorsport	2:01.516	137.9
2	10:29:14.342	4:14.342	28	Carlin Motorsport	GBR	Cameron Das	USA		Dallara F312	Carlin Motorsport	2:00.187	139.4
2	10:29:18.444	4:18.444	34	Carlin Motorsport	GBR	Matheus Iorio	BRA		Dallara F312	Carlin Motorsport	1:52.238	149.3
3	10:31:10.393	6:10.393	34	Carlin Motorsport	GBR	Matheus Iorio	BRA		Dallara F312	Carlin Motorsport	1:51.949	149.6
2	10:32:37.095	7:37.095	4	RP Motorsport	ITA	Felipe Drugovich	BRA		Dallara F312	RP Motorsport	1:50.117	152.1
3	10:34:26.312	9:26.312	4	RP Motorsport	ITA	Felipe Drugovich	BRA		Dallara F312	RP Motorsport	1:49.217	153.4
6	10:37:11.558	12:11.558	58	Drivex School	ESP	Javier Gonzalez	MEX	R	Dallara F312	Drivex School	1:48.885	153.9
6	10:37:12.234	12:12.234	51	RACE	ESP	Aldo Festante	ITA	R	Dallara F312	Teo Martin Motorsport	1:48.481	154.4
7	10:39:00.599	14:00.599	51	RACE	ESP	Aldo Festante	ITA	R	Dallara F312	Teo Martin Motorsport	1:48.365	154.6
4	10:39:12.088	14:12.088	10	RACE	ESP	Bent Viscaal	NLD	R	Dallara F312	Teo Martin Motorsport	1:47.105	156.4
7	10:40:30.218	15:30.218	1	RP Motorsport	ITA	David Schumacher	DEU	R	Dallara F312	RP Motorsport	1:45.763	158.4
8	10:42:15.135	17:15.135	1	RP Motorsport	ITA	David Schumacher	DEU	R	Dallara F312	RP Motorsport	1:44.917	159.7
9	10:46:26.566	21:26.566	34	Carlin Motorsport	GBR	Matheus Iorio	BRA		Dallara F312	Carlin Motorsport	1:44.771	159.9
10	10:46:53.642	21:53.642	28	Carlin Motorsport	GBR	Cameron Das	USA		Dallara F312	Carlin Motorsport	1:44.330	160.6
10	10:48:10.523	23:10.523	34	Carlin Motorsport	GBR	Matheus Iorio	BRA		Dallara F312	Carlin Motorsport	1:43.957	161.2
11	10:48:36.752	23:36.752	28	Carlin Motorsport	GBR	Cameron Das	USA		Dallara F312	Carlin Motorsport	1:43.110	162.5
9	10:50:34.214	25:34.214	10	RACE	ESP	Bent Viscaal	NLD	R	Dallara F312	Teo Martin Motorsport	1:42.936	162.8
8	10:50:54.390	25:54.390	4	RP Motorsport	ITA	Felipe Drugovich	BRA		Dallara F312	RP Motorsport	1:42.582	163.3
13	10:52:05.627	27:05.627	28	Carlin Motorsport	GBR	Cameron Das	USA		Dallara F312	Carlin Motorsport	1:41.853	164.5
12	10:52:49.734	27:49.734	18	Campos Racing	ESP	Marcos Siebert	ARG		Dallara F312	Campos Racing	1:41.772	164.6
13	10:52:51.949	27:51.949	1	RP Motorsport	ITA	David Schumacher	DEU	R	Dallara F312	RP Motorsport	1:41.408	165.2
14	10:53:46.887	28:46.887	28	Carlin Motorsport	GBR	Cameron Das	USA		Dallara F312	Carlin Motorsport	1:41.260	165.4
10	10:54:17.697	29:17.697	4	RP Motorsport	ITA	Felipe Drugovich	BRA		Dallara F312	RP Motorsport	1:40.871	166.1
13	10:54:30.483	29:30.483	18	Campos Racing	ESP	Marcos Siebert	ARG		Dallara F312	Campos Racing	1:40.749	166.3



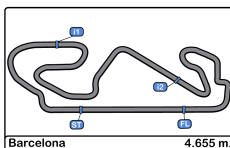


Circuit de Barcelona
 Euroformula Open
 Qualifying - 1
 Fastest Laps Sequence



Lap	Time of Day	Session Time	Nº	Entrant	Nat	Driver	Nat	Cat	Chassis	Team	Time	Km/h
14	10:56:11.140	31:11.140	18	Campos Racing	ESP	Marcos Siebert	ARG		Dallara F312	Campos Racing	1:40.657	166.4



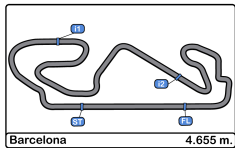


Circuito de Barcelona
Euroformula Open
Qualifying - 1
Event Best Maximum Speed



Nº	Entrant	Nat	Driver	Nat	Cat	Clas	Chassis	Team	Km/h	Session
4	RP Motorsport	ITA	Felipe Drugovich	BRA			Dallara F312	RP Motorsport	243.7	Free Practice - 2
3	RP Motorsport	ITA	Kaylen Frederick	USA	R	1	Dallara F312	RP Motorsport	242.1	Free Practice - 1
1	RP Motorsport	ITA	David Schumacher	DEU	R	2	Dallara F312	RP Motorsport	241.6	Free Practice - 2
77	RP Motorsport	ITA	Guilherme Samaia	BRA			Dallara F312	RP Motorsport	241.0	Free Practice - 2
28	Carlin Motorsport	GBR	Cameron Das	USA			Dallara F312	Carlin Motorsport	241.0	Free Practice - 2
5	Carlin Motorsport	GBR	Dev Gore	USA	R	3	Dallara F312	Carlin Motorsport	241.0	Free Practice - 2
34	Carlin Motorsport	GBR	Matheus Iorio	BRA			Dallara F312	Carlin Motorsport	240.5	Free Practice - 1
18	Campos Racing	ESP	Marcos Siebert	ARG			Dallara F312	Campos Racing	240.5	Free Practice - 1
11	Campos Racing	ESP	Brad Benavides	USA	R	4	Dallara F312	Campos Racing	240.5	Free Practice - 2
51	RACE	ESP	Aldo Festante	ITA	R	5	Dallara F312	Teo Martin Motorsport	238.9	Free Practice - 1
8	Drivex School	ESP	Lukas Dunner	AUT	R	6	Dallara F312	Drivex School	238.9	Free Practice - 1
58	Drivex School	ESP	Javier Gonzalez	MEX	R	7	Dallara F312	Drivex School	238.9	Free Practice - 2
10	RACE	ESP	Bent Viscaal	NLD	R	8	Dallara F312	Teo Martin Motorsport	238.4	Free Practice - 2
22	Drivex School	ESP	Patrick Schott	CHE	R	9	Dallara F312	Drivex School	236.8	Free Practice - 2
6	RP Motorsport	ITA	Alessandro Bracalente	ITA			Dallara F312	RP Motorsport	236.3	Free Practice - 2





Circuit de Barcelona
Euroformula Open
Qualifying - 1
Pit Stop Analysis



1 David Schumacher R RP Motorsport
 Dallara F312

Nr.	In Day Time	In Time	Out Time	Pit Time	T. Pit Time	Handicap	Penalty
1	10:33:18.645	10:33:18.645	10:34:46.466	1:27.821	1:27.821		
2	10:44:02.230	10:44:02.230	10:45:36.701	1:34.471	3:02.292		

3 Kaylen Frederick R RP Motorsport
 Dallara F312

Nr.	In Day Time	In Time	Out Time	Pit Time	T. Pit Time	Handicap	Penalty
1	10:29:06.391	10:29:06.391	10:30:49.879	1:43.488	1:43.488		
2	10:45:57.762	10:45:57.762	10:47:24.822	1:27.060	3:10.548		

4 Felipe Drugovich RP Motorsport
 Dallara F312

Nr.	In Day Time	In Time	Out Time	Pit Time	T. Pit Time	Handicap	Penalty
1	10:36:18.783	10:36:18.783	10:43:32.499	7:13.716	7:13.716		

5 Dev Gore R Carlin Motorsport
 Dallara F312

Nr.	In Day Time	In Time	Out Time	Pit Time	T. Pit Time	Handicap	Penalty
1	10:38:50.449	10:38:50.449	10:41:02.849	2:12.400	2:12.400		

6 Alessandro Bracalente RP Motorsport
 Dallara F312

Nr.	In Day Time	In Time	Out Time	Pit Time	T. Pit Time	Handicap	Penalty
1	10:37:43.811	10:37:43.811	10:39:48.812	2:05.001	2:05.001		

8 Lukas Dunner R Drivex School
 Dallara F312

Nr.	In Day Time	In Time	Out Time	Pit Time	T. Pit Time	Handicap	Penalty
1	10:31:33.060	10:31:33.060	10:32:50.146	1:17.086	1:17.086		
2	10:44:30.897	10:44:30.897	10:45:49.454	1:18.557	2:35.643		

10 Bent Viscaal R Teo Martin Motorsport
 Dallara F312

Nr.	In Day Time	In Time	Out Time	Pit Time	T. Pit Time	Handicap	Penalty
1	10:41:04.348	10:41:04.348	10:43:13.667	2:09.319	2:09.319		

11 Brad Benavides R Campos Racing
 Dallara F312

Nr.	In Day Time	In Time	Out Time	Pit Time	T. Pit Time	Handicap	Penalty
1	10:30:39.393	10:30:39.393	10:32:07.886	1:28.493	1:28.493		
2	10:43:58.840	10:43:58.840	10:45:52.806	1:53.966	3:22.459		

18 Marcos Siebert Campos Racing
 Dallara F312

Nr.	In Day Time	In Time	Out Time	Pit Time	T. Pit Time	Handicap	Penalty
1	10:30:01.426	10:30:01.426	10:31:01.412	59.986	59.986		
2	10:42:23.971	10:42:23.971	10:45:39.272	3:15.301	4:15.287		

22 Patrick Schott R Drivex School
 Dallara F312

Nr.	In Day Time	In Time	Out Time	Pit Time	T. Pit Time	Handicap	Penalty
1	10:39:40.858	10:39:40.858	10:43:49.734	4:08.876	4:08.876		

28 Cameron Das Carlin Motorsport
 Dallara F312

Nr.	In Day Time	In Time	Out Time	Pit Time	T. Pit Time	Handicap	Penalty
1	10:36:46.257	10:36:46.257	10:39:31.303	2:45.046	2:45.046		

34 Matheus Iorio Carlin Motorsport
 Dallara F312

Nr.	In Day Time	In Time	Out Time	Pit Time	T. Pit Time	Handicap	Penalty
1	10:34:56.065	10:34:56.065	10:38:53.846	3:57.781	3:57.781		

51 Aldo Festante R Teo Martin Motorsport
 Dallara F312

Nr.	In Day Time	In Time	Out Time	Pit Time	T. Pit Time	Handicap	Penalty
1	10:40:54.785	10:40:54.785	10:44:01.447	3:06.662	3:06.662		

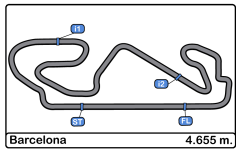
58 Javier Gonzalez R Drivex School
 Dallara F312

Nr.	In Day Time	In Time	Out Time	Pit Time	T. Pit Time	Handicap	Penalty
1	10:39:13.868	10:39:13.868	10:44:00.616	4:46.748	4:46.748		

77 Guilherme Samaia RP Motorsport
 Dallara F312

Nr.	In Day Time	In Time	Out Time	Pit Time	T. Pit Time	Handicap	Penalty
1	10:36:11.590	10:36:11.590	10:43:30.199	7:18.609	7:18.609		

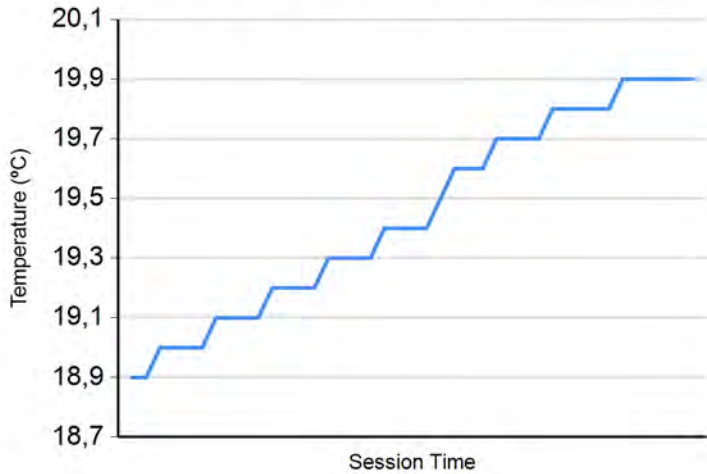




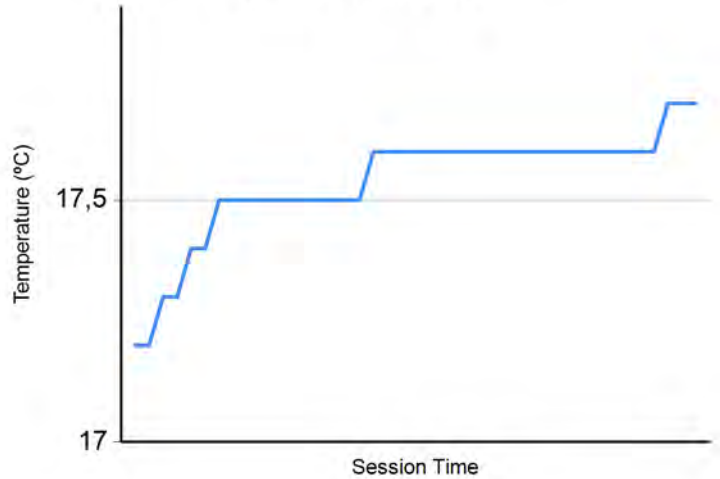
Circuit de Barcelona
Euroformula Open
Qualifying - 1
Weather Report



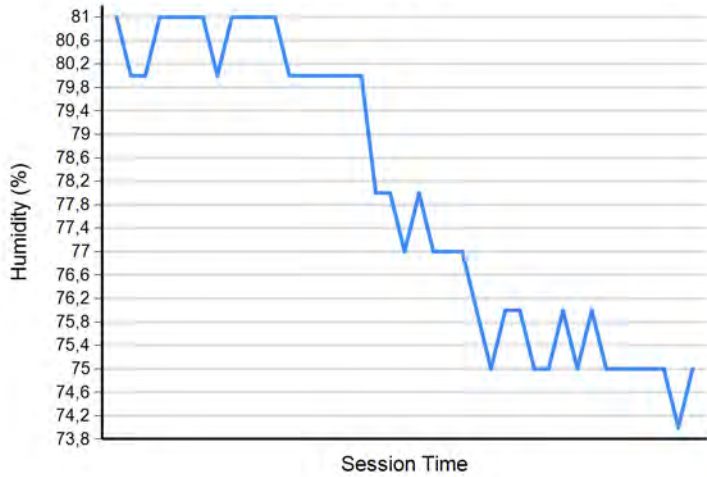
Air Temperature



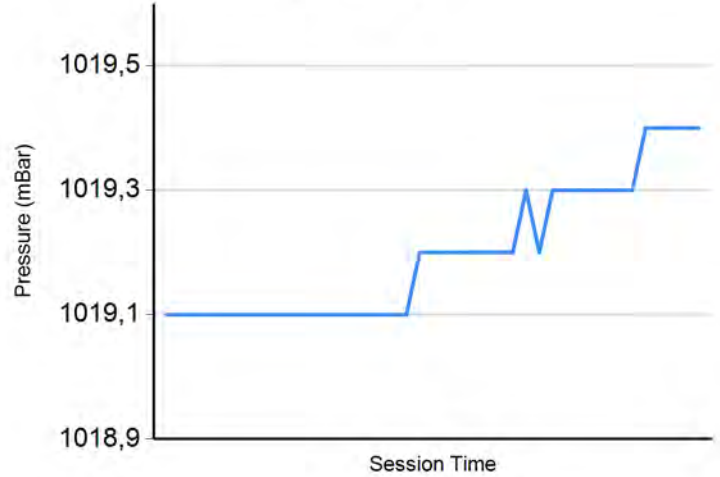
Track Temperature



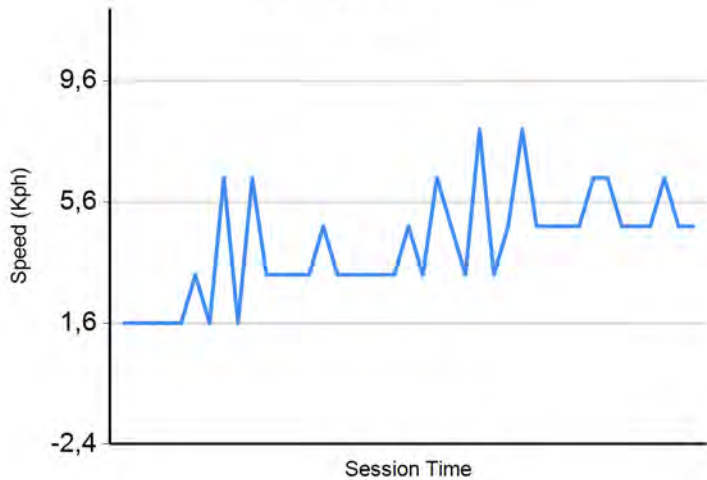
Humidity



Pressure

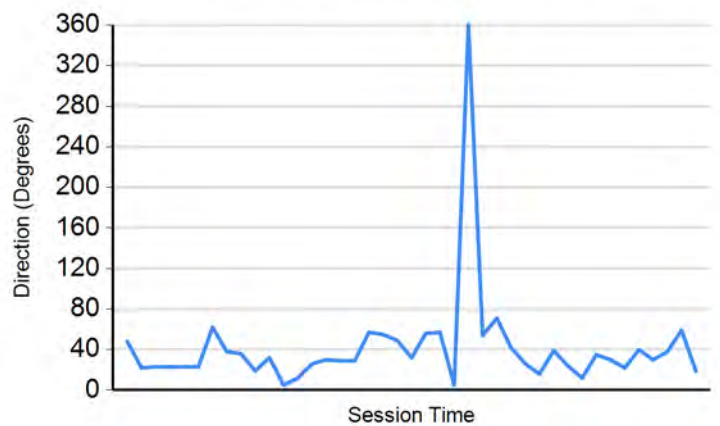


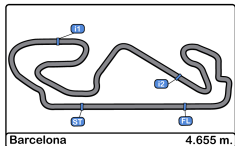
Wind Speed



Wind direction

North = 0°/360° Est = 90° South = 180° West = 270°





Circuit de Barcelona
Euroformula Open
Race - 1
Starting Grid



14	8	Lukas Dunner	1:43.410
12	5	Dev Gore	1:42.667
10	22	Patrick Schott	1:42.553
8	58	Javier Gonzalez	1:41.896
6	10	Bent Viscaal	1:41.476
4	1	David Schumacher	1:41.060
2	4	Felipe Drugovich	1:40.871

.8.	15	6	Alessandro Bracalente	1:44.496
.7.	13	11	Brad Benavides	1:43.215
.6.	11	51	Aldo Festante	1:42.583
.5.	9	3	Kaylen Frederick	1:42.193
.4.	7	77	Guilherme Samaia	1:41.725
.3.	5	28	Cameron Das	1:41.260
.2.	3	34	Matheus Iorio	1:41.042
.1.	1	18	Marcos Siebert	1:40.657



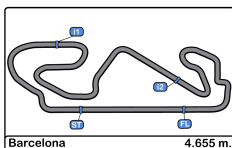
Pole

Published at:.....

Stewards:

Timekeeper:





Circuito de Barcelona
Euroformula Open
Race - 1
Provisional Results



Cls	Nº	Entrant	Nat	Driver	Nat	Cat	Cls	Chassis	Team	Laps	Total Time	Gap	Interval	Km/h	Best	Time	Km/h
1	4	RP Motorsport	ITA	Felipe Drugovich	BRA			Dallara F312	RP Motorsport	19	35:07.283			151.0	18	1:39.275	168.8
2	18	Campos Racing	ESP	Marcos Siebert	ARG			Dallara F312	Campos Racing	19	35:12.241	4.958	4.958	150.7	15	1:39.699	168.0
3	10	RACE	ESP	Bent Viscaal	NLD	R	1	Dallara F312	Teo Martin Motorsport	19	35:12.963	5.680	0.722	150.6	18	1:39.767	167.9
4	1	RP Motorsport	ITA	David Schumacher	DEU	R	2	Dallara F312	RP Motorsport	19	35:21.997	14.714	9.034	150.0	18	1:39.793	167.9
5	34	Carlin Motorsport	GBR	Matheus Iorio	BRA			Dallara F312	Carlin Motorsport	19	35:28.338	21.055	6.341	149.6	14	1:40.842	166.1
6	28	Carlin Motorsport	GBR	Cameron Das	USA			Dallara F312	Carlin Motorsport	19	35:28.712	21.429	0.374	149.5	14	1:40.883	166.1
7	77	RP Motorsport	ITA	Guilherme Samaia	BRA			Dallara F312	RP Motorsport	19	35:29.582	22.299	0.870	149.5	16	1:40.921	166.0
8	8	Drivex School	ESP	Lukas Dunner	AUT	R	3	Dallara F312	Drivex School	19	35:29.986	22.703	0.404	149.4	16	1:40.899	166.0
9	11	Campos Racing	ESP	Brad Benavides	USA	R	4	Dallara F312	Campos Racing	19	35:30.763	23.480	0.777	149.4	16	1:40.599	166.5
10	22	Drivex School	ESP	Patrick Schott	CHE	R	5	Dallara F312	Drivex School	19	35:34.339	27.056	3.576	149.1	13	1:41.001	165.9
11	3	RP Motorsport	ITA	Kaylen Frederick	USA	R	6	Dallara F312	RP Motorsport	19	35:34.787	27.504	0.448	149.1	14	1:41.020	165.8
12	6	RP Motorsport	ITA	Alessandro Bracalente	ITA			Dallara F312	RP Motorsport	19	35:42.220	34.937	7.433	148.6	19	1:41.587	164.9
Not classified: (Requirements: 75% of number laps of leader = 15 Laps)																	
	51	RACE	ESP	Aldo Festante	ITA	R	7	Dallara F312	Teo Martin Motorsport	7	14:43.271	12 Laps	12 Laps	132.8	6	1:42.262	163.8
	5	Carlin Motorsport	GBR	Dev Gore	USA	R	8	Dallara F312	Carlin Motorsport	6	12:29.084	13 Laps	1 Lap	134.2	6	1:42.469	163.5
	58	Drivex School	ESP	Javier Gonzalez	MEX	R	9	Dallara F312	Drivex School	1	1:47.538	18 Laps	5 Laps	155.8	1	1:47.538	155.8

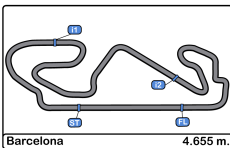
Fastest lap Felipe Drugovich in 1:39.275 at 168.8 Km/h in lap 18

Published at:.....

Track Temp: **31.4 °C** Air Temp: **25.0 °C** Humidity: **49 %** Track Status: **DRY**

Stewards:	Race Director:	Timekeeper:





Circuito de Barcelona
Euroformula Open
Race - 1
Provisional Results by Class



Cls	Nº	Entrant	Nat	Driver	Nat	Cat	Cls	Chassis	Team	Laps	Total Time	Gap	Interval	Km/h	Best	Time	Km/h
1	4	RP Motorsport	ITA	Felipe Drugovich	BRA			Dallara F312	RP Motorsport	19	35:07.283			151.0	18	1:39.275	168.8
2	18	Campos Racing	ESP	Marcos Siebert	ARG			Dallara F312	Campos Racing	19	35:12.241	4.958	4.958	150.7	15	1:39.699	168.0
3	34	Carlin Motorsport	GBR	Matheus Iorio	BRA			Dallara F312	Carlin Motorsport	19	35:28.338	21.055	16.097	149.6	14	1:40.842	166.1
4	28	Carlin Motorsport	GBR	Cameron Das	USA			Dallara F312	Carlin Motorsport	19	35:28.712	21.429	0.374	149.5	14	1:40.883	166.1
5	77	RP Motorsport	ITA	Guilherme Samaia	BRA			Dallara F312	RP Motorsport	19	35:29.582	22.299	0.870	149.5	16	1:40.921	166.0
6	6	RP Motorsport	ITA	Alessandro Bracalente	ITA			Dallara F312	RP Motorsport	19	35:42.220	34.937	12.638	148.6	19	1:41.587	164.9

Rookie

1	10	RACE	ESP	Bent Viscaal	NLD	R	1	Dallara F312	Teo Martin Motorsport	19	35:12.963			150.6	18	1:39.767	167.9
2	1	RP Motorsport	ITA	David Schumacher	DEU	R	2	Dallara F312	RP Motorsport	19	35:21.997	14.714	9.034	150.0	18	1:39.793	167.9
3	8	Drivex School	ESP	Lukas Dunner	AUT	R	3	Dallara F312	Drivex School	19	35:29.986	22.703	7.989	149.4	16	1:40.899	166.0
4	11	Campos Racing	ESP	Brad Benavides	USA	R	4	Dallara F312	Campos Racing	19	35:30.763	23.480	0.777	149.4	16	1:40.599	166.5
5	22	Drivex School	ESP	Patrick Schott	CHE	R	5	Dallara F312	Drivex School	19	35:34.339	27.056	3.576	149.1	13	1:41.001	165.9
6	3	RP Motorsport	ITA	Kaylen Frederick	USA	R	6	Dallara F312	RP Motorsport	19	35:34.787	27.504	0.448	149.1	14	1:41.020	165.8

Not classified: (Requirements: 75% of number laps of leader = 15 Laps)

51	RACE	ESP	Aldo Festante	ITA	R	7	Dallara F312	Teo Martin Motorsport	7	14:43.271	12 Laps	12 Laps	132.8	6	1:42.262	163.8
5	Carlin Motorsport	GBR	Dev Gore	USA	R	8	Dallara F312	Carlin Motorsport	6	12:29.084	13 Laps	1 Lap	134.2	6	1:42.469	163.5
58	Drivex School	ESP	Javier Gonzalez	MEX	R	9	Dallara F312	Drivex School	1	1:47.538	18 Laps	5 Laps	155.8	1	1:47.538	155.8

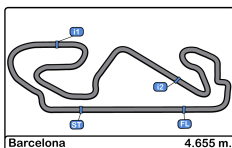
Fastest lap Felipe Drugovich in 1:39.275 at 168.8 Km/h in lap 18

Published at:.....

Track Temp: **31.4 °C** Air Temp: **25.0 °C** Humidity: **49 %** Track Status: **DRY**

Stewards:	Race Director:	Timekeeper:





Circuito de Barcelona

Euroformula Open

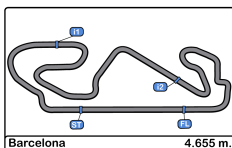
Race - 1

Provisional Classification by Driver Fastest Lap



Clas	Nº	Entrant	Nat	Driver	Nat	Cat	Clas	Chassis	Team	Laps	Best	Time	Gap	Interval	Km/h
1	4	RP Motorsport	ITA	Felipe Drugovich	BRA			Dallara F312	RP Motorsport	19	18	1:39.275			168.8
2	18	Campos Racing	ESP	Marcos Siebert	ARG			Dallara F312	Campos Racing	19	15	1:39.699	0.424	0.424	168.0
3	10	RACE	ESP	Bent Viscaal	NLD	R	1	Dallara F312	Teo Martin Motorsport	19	18	1:39.767	0.492	0.068	167.9
4	1	RP Motorsport	ITA	David Schumacher	DEU	R	2	Dallara F312	RP Motorsport	19	18	1:39.793	0.518	0.026	167.9
5	11	Campos Racing	ESP	Brad Benavides	USA	R	3	Dallara F312	Campos Racing	19	16	1:40.599	1.324	0.806	166.5
6	34	Carlin Motorsport	GBR	Matheus Iorio	BRA			Dallara F312	Carlin Motorsport	19	14	1:40.842	1.567	0.243	166.1
7	28	Carlin Motorsport	GBR	Cameron Das	USA			Dallara F312	Carlin Motorsport	19	14	1:40.883	1.608	0.041	166.1
8	8	Drivex School	ESP	Lukas Dunner	AUT	R	4	Dallara F312	Drivex School	19	16	1:40.899	1.624	0.016	166.0
9	77	RP Motorsport	ITA	Guilherme Samaia	BRA			Dallara F312	RP Motorsport	19	16	1:40.921	1.646	0.022	166.0
10	22	Drivex School	ESP	Patrick Schott	CHE	R	5	Dallara F312	Drivex School	19	13	1:41.001	1.726	0.080	165.9
11	3	RP Motorsport	ITA	Kaylen Frederick	USA	R	6	Dallara F312	RP Motorsport	19	14	1:41.020	1.745	0.019	165.8
12	6	RP Motorsport	ITA	Alessandro Bracalente	ITA			Dallara F312	RP Motorsport	19	19	1:41.587	2.312	0.567	164.9
13	51	RACE	ESP	Aldo Festante	ITA	R	7	Dallara F312	Teo Martin Motorsport	7	6	1:42.262	2.987	0.675	163.8
14	5	Carlin Motorsport	GBR	Dev Gore	USA	R	8	Dallara F312	Carlin Motorsport	6	6	1:42.469	3.194	0.207	163.5
15	58	Drivex School	ESP	Javier Gonzalez	MEX	R	9	Dallara F312	Drivex School	1	1	1:47.538	8.263	5.069	155.8





Circuito de Barcelona
Euroformula Open
Race - 1
Distance and Speed Average



Clas	Nº	Entrant	Nat	Driver	Nat	Cat	Clas	Chassis	Team	Laps	Distance	Total Time	Km/h
1	4	RP Motorsport	ITA	Felipe Drugovich	BRA			Dallara F312	RP Motorsport	19	88.44	35:07.283	151.0
2	18	Campos Racing	ESP	Marcos Siebert	ARG			Dallara F312	Campos Racing	19	88.44	35:12.241	150.7
3	10	RACE	ESP	Bent Viscaal	NLD	R	1	Dallara F312	Teo Martin Motorsport	19	88.44	35:12.963	150.6
4	1	RP Motorsport	ITA	David Schumacher	DEU	R	2	Dallara F312	RP Motorsport	19	88.44	35:21.997	150.0
5	34	Carlin Motorsport	GBR	Matheus Iorio	BRA			Dallara F312	Carlin Motorsport	19	88.44	35:28.338	149.6
6	28	Carlin Motorsport	GBR	Cameron Das	USA			Dallara F312	Carlin Motorsport	19	88.44	35:28.712	149.5
7	77	RP Motorsport	ITA	Guilherme Samaia	BRA			Dallara F312	RP Motorsport	19	88.44	35:29.582	149.5
8	8	Drivex School	ESP	Lukas Dunner	AUT	R	3	Dallara F312	Drivex School	19	88.44	35:29.986	149.4
9	11	Campos Racing	ESP	Brad Benavides	USA	R	4	Dallara F312	Campos Racing	19	88.44	35:30.763	149.4
10	22	Drivex School	ESP	Patrick Schott	CHE	R	5	Dallara F312	Drivex School	19	88.44	35:34.339	149.1
11	3	RP Motorsport	ITA	Kaylen Frederick	USA	R	6	Dallara F312	RP Motorsport	19	88.44	35:34.787	149.1
12	6	RP Motorsport	ITA	Alessandro Bracalente	ITA			Dallara F312	RP Motorsport	19	88.44	35:42.220	148.6
Not classified: (Requirements: 75% of number laps of leader = 15 Laps)													
	51	RACE	ESP	Aldo Festante	ITA	R	7	Dallara F312	Teo Martin Motorsport	7	32.58	14:43.271	132.8
	5	Carlin Motorsport	GBR	Dev Gore	USA	R	8	Dallara F312	Carlin Motorsport	6	27.93	12:29.084	134.2
	58	Drivex School	ESP	Javier Gonzalez	MEX	R	9	Dallara F312	Drivex School	1	04.65	1:47.538	155.8





Circuit de Barcelona
Euroformula Open
Race - 1
Lap Analysis



1 David Schumacher R Dallara F312 RP Motorsport							4 Felipe Drugovich Dallara F312 RP Motorsport								
Lap	D	Time	Sector 1	Sector 2	Sector 3	T. Spd	Elapsed	Lap	D	Time	Sector 1	Sector 2	Sector 3	T. Spd	Elapsed
1		1:44.734	33.002	38.832	32.900	207.6	1:44.734	1		1:44.021	32.486	38.697	32.838	209.3	1:44.021
2		1:44.359	29.179	38.436	36.744	240.0	3:29.093	2		1:44.300	29.041	38.215	37.044	241.0	3:28.321
3		3:02.336	51.425	1:15.238	55.673	173.6	6:31.429	3		3:02.614	51.655	1:15.162	55.797	178.5	6:30.935
4		2:29.067	48.919	58.310	41.838	141.3	9:00.496	4		2:28.821	48.747	58.345	41.729	150.4	8:59.756
5		1:42.073	29.373	39.400	33.300	238.4	10:42.569	5		1:40.984	29.669	38.782	32.533	243.7	10:40.740
6		1:40.421	29.033	38.581	32.807	240.5	12:22.990	6		1:39.917	29.127	38.257	32.533	237.3	12:20.657
7		1:40.800	29.218	38.435	33.147	241.0	14:03.790	7		1:39.751	28.988	38.209	32.554	237.3	14:00.408
8		2:48.375	42.435	1:17.897	48.043	183.6	16:52.165	8		2:50.789	44.545	1:17.593	48.651	167.1	16:51.197
9		1:41.002	29.139	38.879	32.984	243.7	18:33.167	9		1:40.173	29.146	38.349	32.678	236.3	18:31.370
10		1:42.410	28.887	40.316	33.207	242.1	20:15.577	10		1:39.696	29.001	38.196	32.499	237.8	20:11.066
11		1:40.358	29.013	38.470	32.875	240.0	21:55.935	11		1:39.848	28.969	38.216	32.663	238.4	21:50.914
12		1:40.432	28.974	38.468	32.990	238.9	23:36.367	12		1:39.419	28.939	38.024	32.456	237.3	23:30.333
13		1:40.222	29.174	38.240	32.808	238.9	25:16.589	13		1:39.521	28.979	38.092	32.450	237.3	25:09.854
14		1:40.332	29.078	38.354	32.900	237.3	26:56.921	14		1:39.684	29.034	38.175	32.475	235.8	26:49.538
15		1:40.299	29.071	38.417	32.811	237.3	28:37.220	15		1:39.576	28.911	38.098	32.567	236.8	28:29.114
16		1:40.458	29.211	38.391	32.856	237.8	30:17.678	16		1:39.667	28.997	38.112	32.558	236.8	30:08.781
17		1:40.141	28.990	38.390	32.761	237.8	31:57.819	17		1:39.485	28.923	38.128	32.434	236.8	31:48.266
18		1:39.793	28.869	38.323	32.601	237.8	33:37.612	18		1:39.275	28.835	38.088	32.352	237.3	33:27.541
19		1:44.385	28.975	42.640	32.770	238.4	35:21.997	19		1:39.742	28.913	38.173	32.656	237.3	35:07.283

3 Kaylen Frederick R Dallara F312 RP Motorsport							5 Dev Gore R Dallara F312 Carlin Motorsport								
Lap	D	Time	Sector 1	Sector 2	Sector 3	T. Spd	Elapsed	Lap	D	Time	Sector 1	Sector 2	Sector 3	T. Spd	Elapsed
1		1:51.165	36.378	40.471	34.316	213.0	1:51.165	1		1:48.827	34.973	40.330	33.524	216.4	1:48.827
2		1:46.217	29.433	39.203	37.581	243.7	3:37.382	2		1:46.235	29.529	39.113	37.593	242.6	3:35.062
3		3:03.511	53.324	1:16.317	53.870	181.8	6:40.893	3		3:02.666	51.189	1:16.608	54.869	194.5	6:37.728
4		2:24.892	49.934	57.145	37.813	136.0	9:05.785	4		2:25.888	48.979	58.010	38.899	117.9	9:03.616
5		1:42.712	29.350	39.564	33.798	242.1	10:48.497	5		1:42.999	30.104	39.416	33.479	238.4	10:46.615
6		1:42.096	29.260	39.354	33.482	242.6	12:30.593	6		1:42.469	29.579	39.337	33.553	238.4	12:29.084
7		1:43.381	29.381	40.397	33.603	243.2	14:13.974	7		29.519				238.9	
8		2:42.268	38.347	1:17.793	46.128	212.5	16:56.242								
9		1:43.780	30.362	39.574	33.844	241.6	18:40.022								
10		1:42.347	29.246	39.201	33.900	241.0	20:22.369								
11		1:41.625	29.353	38.973	33.299	244.8	22:03.994								
12		1:41.999	29.404	39.314	33.281	243.2	23:45.993								
13		1:41.248	29.253	38.671	33.324	240.0	25:27.241								
14		1:41.020	29.148	38.708	33.164	238.4	27:08.261								
15		1:41.289	29.100	38.549	33.640	238.9	28:49.550								
16		1:41.099	29.156	38.731	33.212	238.9	30:30.649								
17		1:41.583	29.124	38.886	33.573	244.3	32:12.232								
18		1:41.216	29.323	38.771	33.122	245.4	33:53.448								
19		1:41.339	29.102	38.932	33.305	243.7	35:34.787								

6 Alessandro Bracalente Dallara F312 RP Motorsport							
Lap	D	Time	Sector 1	Sector 2	Sector 3	T. Spd	Elapsed
1		1:51.527	36.058	41.267	34.202	216.4	1:51.527
2		1:46.332	29.616	39.315	37.401	240.0	3:37.859
3		3:03.605	53.496	1:16.195	53.914	192.8	6:41.464
4		2:25.127	50.208	56.600	38.319	146.5	9:06.591
5		1:42.971	29.589	39.679	33.703	235.2	10:49.562
6		1:42.653	29.509	39.665	33.479	236.8	12:32.215
7		1:42.524	29.395	39.482	33.647	236.3	14:14.739
8		2:41.697	38.662	1:17.155	45.880	201.8	16:56.436
9		1:43.429	29.812	39.479	34.138	244.8	18:39.865
10		1:43.390	29.909	39.515	33.966	236.8	20:23.255
11		1:43.089	29.564	39.884	33.641	237.8	22:06.344
12		1:42.350	29.578	39.006	33.766	235.8	23:48.694
13		1:42.218	29.530	38.936	33.752	236.3	25:30.912
14		1:42.077	29.569	39.016	33.492	234.2	27:12.989
15		1:42.213	29.671	39.027	33.515	234.7	28:55.202
16		1:41.909	29.801	38.823	33.285	233.7	30:37.111
17		1:41.642	29.576	38.741	33.325	235.2	32:18.753
18		1:41.880	29.429	39.043	33.408	234.7	34:00.633
19		1:41.587	29.421	38.839	33.327	235.2	35:42.220





Circuit de Barcelona
Euroformula Open
Race - 1
Lap Analysis



8

Lukas Dunner

R

Dallara F312

11

Brad Benavides

R

Dallara F312

Drivex School

Campos Racing

Lap	D	Time	Sector 1	Sector 2	Sector 3	T. Spd	Elapsed	Lap	D	Time	Sector 1	Sector 2	Sector 3	T. Spd	Elapsed
1		1:49.527	35.610	40.227	33.690	219.0	1:49.527	1		1:50.736	35.920	40.463	34.353	219.9	1:50.736
2		1:45.912	29.331	38.931	37.650	238.9	3:35.439	2		1:46.021	29.340	39.133	37.548	238.4	3:36.757
3		3:02.898	51.603	1:17.102	54.193	192.8	6:38.337	3		3:03.315	52.781	1:16.276	54.258	190.1	6:40.072
4		2:25.517	49.076	58.323	38.118	119.3	9:03.854	4		2:25.187	49.418	57.924	37.845	150.6	9:05.259
5		1:41.784	29.428	39.131	33.225	242.6	10:45.638	5		1:42.606	29.352	39.784	33.470	236.8	10:47.865
6		1:42.293	29.459	39.311	33.523	242.6	12:27.931	6		1:42.009	29.377	39.268	33.364	240.5	12:29.874
7		1:41.393	29.460	38.903	33.030	236.8	14:09.324	7		1:43.589	29.318	40.815	33.456	244.8	14:13.463
8		2:45.295	40.983	1:17.433	46.879	178.8	16:54.619	8		2:42.205	38.176	1:17.800	46.229	236.3	16:55.668
9		1:41.542	29.429	38.948	33.165	240.0	18:36.161	9		1:41.969	29.508	39.318	33.143	238.4	18:37.637
10		1:41.161	29.045	38.795	33.321	240.0	20:17.322	10		1:42.943	30.391	39.428	33.124	244.8	20:20.580
11		1:41.822	29.143	39.227	33.452	243.7	21:59.144	11		1:41.304	29.277	38.843	33.184	238.4	22:01.884
12		1:41.260	29.000	38.941	33.319	242.6	23:40.404	12		1:41.144	29.156	38.866	33.122	237.3	23:43.028
13		1:41.111	28.941	38.886	33.284	242.1	25:21.515	13		1:41.440	29.085	39.168	33.187	237.3	25:24.468
14		1:41.176	29.096	38.742	33.338	243.2	27:02.691	14		1:40.970	29.166	38.801	33.003	236.3	27:05.438
15		1:40.966	28.955	38.881	33.130	242.1	28:43.657	15		1:40.803	29.046	38.676	33.081	237.3	28:46.241
16		1:40.899	28.928	38.851	33.120	241.0	30:24.556	16		1:40.599	29.072	38.600	32.927	237.8	30:26.840
17		1:41.531	28.931	39.003	33.597	242.6	32:06.087	17		1:41.125	29.470	38.781	32.874	237.3	32:07.965
18		1:41.554	29.128	38.791	33.635	245.4	33:47.641	18		1:40.862	29.203	38.796	32.863	238.4	33:48.827
19		1:42.345	29.762	39.445	33.138	240.0	35:29.986	19		1:41.936	28.955	39.753	33.228	236.3	35:30.763

10

Bent Viscaal

R

Dallara F312

18

Marcos Siebert

Dallara F312

Teo Martin Motorsport

Campos Racing

Lap	D	Time	Sector 1	Sector 2	Sector 3	T. Spd	Elapsed	Lap	D	Time	Sector 1	Sector 2	Sector 3	T. Spd	Elapsed
1		1:46.645	33.834	39.290	33.521	212.1	1:46.645	1		1:43.472	32.258	38.487	32.727	206.1	1:43.472
2		1:43.901	28.990	38.910	36.001	242.1	3:30.546	2		1:44.049	29.143	38.382	36.524	232.2	3:27.521
3		3:03.636	52.257	1:15.470	55.909	159.2	6:34.182	3		3:01.869	51.766	1:14.740	55.363	186.2	6:29.390
4		2:27.189	48.722	57.992	40.475	128.1	9:01.371	4		2:29.988	49.321	58.344	42.323	160.9	8:59.378
5		1:42.497	29.299	39.528	33.670	245.4	10:43.868	5		1:42.192	29.968	39.221	33.003	234.2	10:41.570
6		1:40.119	29.049	38.170	32.900	237.8	12:23.987	6		1:40.530	29.156	38.583	32.791	240.5	12:22.100
7		1:40.122	28.929	38.319	32.874	240.0	14:04.109	7		1:40.158	29.013	38.268	32.877	238.4	14:02.258
8		2:48.445	43.410	1:17.503	47.532	169.2	16:52.554	8		2:49.520	43.399	1:17.672	48.449	173.3	16:51.778
9		1:41.159	29.045	38.996	33.118	242.6	18:33.713	9		1:40.591	29.192	38.580	32.819	240.0	18:32.369
10		1:40.215	28.954	38.657	32.604	242.1	20:13.928	10		1:40.226	28.970	38.429	32.827	240.0	20:12.595
11		1:39.882	29.019	38.138	32.725	238.9	21:53.810	11		1:39.917	28.954	38.197	32.766	239.4	21:52.512
12		1:40.007	28.951	38.155	32.901	238.4	23:33.817	12		1:40.000	28.962	38.156	32.882	237.8	23:32.512
13		1:39.854	28.919	38.125	32.810	238.4	25:13.671	13		1:40.056	29.007	38.262	32.787	237.8	25:12.568
14		1:39.891	28.872	38.160	32.859	238.4	26:53.562	14		1:39.972	29.095	38.238	32.639	236.3	26:52.540
15		1:39.888	28.924	38.227	32.737	238.9	28:33.450	15		1:39.699	28.945	38.217	32.537	236.3	28:32.239
16		1:39.936	28.833	38.336	32.767	238.9	30:13.386	16		1:39.827	28.862	38.294	32.671	236.8	30:12.066
17		1:39.991	28.859	38.365	32.767	238.9	31:53.377	17		1:40.044	28.900	38.283	32.861	236.3	31:52.110
18		1:39.767	28.813	38.240	32.714	238.9	33:33.144	18		1:39.942	28.913	38.318	32.711	237.3	33:32.052
19		1:39.819	28.790	38.279	32.750	239.4	35:12.963	19		1:40.189	29.006	38.316	32.867	236.3	35:12.241





Circuit de Barcelona
Euroformula Open
Race - 1
Lap Analysis



22

Patrick Schott

R

Dallara F312

34

Matheus Iorio

Dallara F312

Drivex School

Carlin Motorsport

Lap	D	Time	Sector 1	Sector 2	Sector 3	T. Spd	Elapsed	Lap	D	Time	Sector 1	Sector 2	Sector 3	T. Spd	Elapsed
1		1:48.401	34.487	40.224	33.690	216.4	1:48.401	1		1:45.724	33.259	39.176	33.289	208.0	1:45.724
2		1:44.553	29.318	38.850	36.385	235.2	3:32.954	2		1:44.307	29.268	39.251	35.788	237.8	3:30.031
3		3:03.989	52.193	1:16.384	55.412	174.4	6:36.943	3		3:03.347	51.556	1:15.822	55.969	158.8	6:33.378
4		2:26.085	48.448	58.119	39.518	98.5	9:03.028	4		2:27.679	48.555	57.626	41.498	156.0	9:01.057
5		1:42.321	29.418	39.081	33.822	238.4	10:45.349	5		1:42.659	29.403	39.442	33.814	240.5	10:43.716
6		1:42.471	29.363	39.303	33.805	241.0	12:27.820	6		1:41.721	29.612	38.992	33.117	238.9	12:25.437
7		1:42.622	29.963	39.196	33.463	235.2	14:10.442	7		1:41.279	29.128	38.899	33.252	239.4	14:06.716
8		2:44.743	40.675	1:17.155	46.913	191.4	16:55.185	8		2:46.313	41.723	1:17.202	47.388	185.5	16:53.029
9		1:42.078	29.461	39.205	33.412	237.3	18:37.263	9		1:41.388	29.256	38.932	33.200	242.1	18:34.417
10		1:44.558	31.021	39.797	33.740	236.3	20:21.821	10		1:41.601	29.001	39.120	33.480	242.1	20:16.018
11		1:41.603	29.414	38.784	33.405	236.3	22:03.424	11		1:41.316	29.215	39.071	33.030	244.8	21:57.334
12		1:41.154	29.222	38.706	33.226	235.2	23:44.578	12		1:41.110	29.099	38.936	33.075	239.4	23:38.444
13		1:41.001	29.197	38.618	33.186	234.7	25:25.579	13		1:41.064	29.008	38.745	33.311	237.8	25:19.508
14		1:41.154	29.297	38.770	33.087	234.7	27:06.733	14		1:40.842	29.132	38.646	33.064	236.8	27:00.350
15		1:41.581	29.281	38.910	33.390	234.7	28:48.314	15		1:41.082	29.186	38.712	33.184	237.3	28:41.432
16		1:41.816	29.440	38.797	33.579	233.7	30:30.130	16		1:41.434	29.139	38.982	33.313	236.3	30:22.866
17		1:41.614	29.297	38.943	33.374	234.2	32:11.744	17		1:41.902	29.224	39.468	33.210	236.8	32:04.768
18		1:41.203	29.259	38.650	33.294	233.7	33:52.947	18		1:41.895	29.051	38.890	33.954	236.8	33:46.663
19		1:41.392	29.148	38.816	33.428	234.2	35:34.339	19		1:41.675	29.746	38.884	33.045	235.8	35:28.338

28

Cameron Das

Dallara F312

51

Aldo Festante

R

Dallara F312

Carlin Motorsport

Teo Martin Motorsport

Lap	D	Time	Sector 1	Sector 2	Sector 3	T. Spd	Elapsed	Lap	D	Time	Sector 1	Sector 2	Sector 3	T. Spd	Elapsed
1		1:46.260	33.643	39.079	33.538	213.4	1:46.260	1		1:50.031	35.133	40.523	34.375	209.3	1:50.031
2		1:45.208	29.066	39.611	36.531	239.4	3:31.468	2		1:46.192	29.216	39.223	37.753	241.0	3:36.223
3		3:03.254	51.995	1:15.919	55.340	162.4	6:34.722	3		3:03.055	52.115	1:16.625	54.315	188.8	6:39.278
4		2:27.094	48.951	57.791	40.352	122.5	9:01.816	4		2:25.102	49.059	58.150	37.893	116.2	9:04.380
5		1:42.830	29.416	39.294	34.120	240.5	10:44.646	5		1:42.914	29.583	39.626	33.705	241.6	10:47.294
6		1:41.268	29.192	38.947	33.129	238.9	12:25.914	6		1:42.262	29.097	39.595	33.570	243.2	12:29.556
7		1:41.616	29.007	38.812	33.797	243.7	14:07.530	7		2:13.715 P	29.136	1:01.550	43.029	246.5	14:43.271

58

Javier Gonzalez

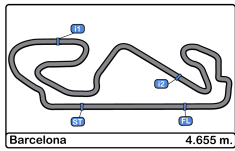
R

Dallara F312

Drivex School

Lap	D	Time	Sector 1	Sector 2	Sector 3	T. Spd	Elapsed
1		1:47.538	34.390	39.789	33.359	214.2	1:47.538
2			29.001			242.6	





Circuit de Barcelona
Euroformula Open
Race - 1
Lap Analysis



77

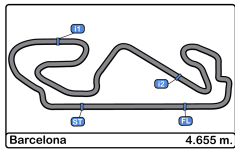
Guilherme Samaia

Dallara F312

RP Motorsport

Lap	D	Time	Sector 1	Sector 2	Sector 3	T. Spd	Elapsed
1		1:47.186	34.306	39.514	33.366	212.1	1:47.186
2		1:45.335	29.230	38.847	37.258	241.0	3:32.521
3		3:03.549	51.690	1:16.266	55.593	179.1	6:36.070
4		2:26.533	48.650	57.902	39.981	109.0	9:02.603
5		1:42.432	29.274	39.072	34.086	238.9	10:45.035
6		1:41.623	29.298	39.062	33.263	242.6	12:26.658
7		1:41.456	29.170	38.871	33.415	238.9	14:08.114
8		2:46.046	41.560	1:17.130	47.356	165.6	16:54.160
9		1:41.263	29.279	38.877	33.107	238.4	18:35.423
10		1:41.518	29.113	39.000	33.405	243.2	20:16.941
11		1:41.787	29.239	39.269	33.279	244.3	21:58.728
12		1:41.158	29.149	38.655	33.354	238.9	23:39.886
13		1:41.216	29.188	38.846	33.182	238.4	25:21.102
14		1:41.125	29.194	38.848	33.083	237.3	27:02.227
15		1:40.934	29.147	38.807	32.980	237.3	28:43.161
16		1:40.921	29.169	38.643	33.109	237.8	30:24.082
17		1:41.693	29.089	39.056	33.548	239.4	32:05.775
18		1:41.562	29.101	38.857	33.604	241.6	33:47.337
19		1:42.245	29.932	39.251	33.062	240.5	35:29.582





Circuit de Barcelona
Euroformula Open
Race - 1
Analysis by Lap



Barcelona 4.655 m.

Num	Lap Time	Gap
Lap 1		
18	1:43.472	
4	1:44.021	00.549
1	1:44.734	01.262
34	1:45.724	02.252
28	1:46.260	02.788
10	1:46.645	03.173
77	1:47.186	03.714
58	1:47.538	04.066
22	1:48.401	04.929
5	1:48.827	05.355
8	1:49.527	06.055
51	1:50.031	06.559
11	1:50.736	07.264
3	1:51.165	07.693
6	1:51.527	08.055

Num	Lap Time	Gap
Lap 2		
18	1:44.049	
4	1:44.300	00.800
1	1:44.359	01.572
34	1:44.307	02.510
10	1:43.901	03.025
28	1:45.208	03.947
77	1:45.335	05.000
22	1:44.553	05.433
5	1:46.235	07.541
8	1:45.912	07.918
51	1:46.192	08.702
11	1:46.021	09.236
3	1:46.217	09.861
6	1:46.332	10.338

Num	Lap Time	Gap
Lap 3		
18	3:01.869	
4	3:02.614	01.545
1	3:02.336	02.039
34	3:03.347	03.988
10	3:03.636	04.792
28	3:03.254	05.332

Num	Lap Time	Gap
Lap 4		
18	2:29.988	
4	2:28.821	00.378
1	2:29.067	01.118
34	2:27.679	01.679
10	2:27.189	01.993
28	2:27.094	02.438
77	2:26.533	03.225
22	2:26.085	03.650
5	2:25.888	04.238
8	2:25.517	04.476
51	2:25.102	05.002
11	2:25.187	05.881
3	2:24.892	06.407
6	2:25.127	07.213

Num	Lap Time	Gap
Lap 5		
4	1:40.984	
18	1:42.192	00.830
1	1:42.073	01.829
34	1:42.659	02.976
10	1:42.497	03.128
28	1:42.830	03.906
77	1:42.432	04.295
22	1:42.321	04.609
8	1:41.784	04.898
5	1:42.999	05.875
51	1:42.914	06.554
11	1:42.606	07.125
3	1:42.712	07.757
6	1:42.971	08.822

Num	Lap Time	Gap
Lap 6		
4	1:39.917	
18	1:40.530	01.443
1	1:40.421	02.333
10	1:40.119	03.330
34	1:41.721	04.780
28	1:41.268	05.257
77	1:41.623	06.001
22	1:42.471	07.163
8	1:42.293	07.274
5	1:42.469	08.427
51	1:42.262	08.899
11	1:42.009	09.217
3	1:42.096	09.936
6	1:42.653	11.558

Num	Lap Time	Gap
Lap 7		
4	1:39.751	
18	1:40.158	01.850
1	1:40.800	03.382
10	1:40.122	03.701
34	1:41.279	06.308
28	1:41.616	07.122
77	1:41.456	07.706
8	1:41.393	08.916
22	1:42.622	10.034
11	1:43.589	13.055
3	1:43.381	13.566
6	1:42.524	14.331
51	2:13.715	42.863

Num	Lap Time	Gap
Lap 8		
4	2:50.789	
18	2:49.520	00.581
1	2:48.375	00.968
10	2:48.445	01.357
34	2:46.313	01.832
28	2:45.870	02.203
77	2:46.046	02.963
8	2:45.295	03.422

Num	Lap Time	Gap
Lap 9		
4	1:40.173	
18	1:40.591	00.999
1	1:41.002	01.797
10	1:41.159	02.343
34	1:41.388	03.047
28	1:41.582	03.612
77	1:41.263	04.053
8	1:41.542	04.791
22	1:42.078	05.893
11	1:41.969	06.267
6	1:43.429	08.495
3	1:43.780	08.652

Num	Lap Time	Gap
Lap 10		
4	1:39.696	
18	1:40.226	01.529
10	1:40.215	02.862
1	1:42.410	04.511
34	1:41.601	04.952
28	1:41.573	05.489
77	1:41.518	05.875
8	1:41.161	06.256
11	1:42.943	09.514
22	1:44.558	10.755
3	1:42.347	11.303
6	1:43.390	12.189

Num	Lap Time	Gap
Lap 11		
4	1:39.848	
18	1:39.917	01.598
10	1:39.882	02.896
1	1:40.358	05.021
34	1:41.316	06.420
28	1:41.419	07.060
77	1:41.787	07.814

Num	Lap Time	Gap
Lap 12		
4	1:39.419	
18	1:40.000	02.179
10	1:40.007	03.484
1	1:40.432	06.034
34	1:41.110	08.111
28	1:40.980	08.621
77	1:41.158	09.553
8	1:41.260	10.071
11	1:41.144	12.695
22	1:41.154	14.245
3	1:41.999	15.660
6	1:42.350	18.361

Num	Lap Time	Gap
Lap 13		
4	1:39.521	
18	1:40.056	02.714
10	1:39.854	03.817
1	1:40.222	06.735
34	1:41.064	09.654
28	1:41.110	10.210
77	1:41.216	11.248
8	1:41.111	11.661
11	1:41.440	14.614
22	1:41.001	15.725
3	1:41.248	17.387
6	1:42.218	21.058

Num	Lap Time	Gap
Lap 14		
4	1:39.684	
18	1:39.972	03.002
10	1:39.891	04.024
1	1:40.332	07.383
34	1:40.842	10.812
28	1:40.883	11.409

Num	Lap Time	Gap
Lap 15		
4	1:39.917	
18	1:40.530	01.443
1	1:40.421	02.333
10	1:40.119	03.330
34	1:41.721	04.780
28	1:41.268	05.257
77	1:41.623	06.001
22	1:42.471	07.163
8	1:42.293	07.274
5	1:42.469	08.427
51	1:42.262	08.899
11	1:42.009	09.217
3	1:42.096	09.936
6	1:42.653	11.558

Num	Lap Time	Gap
Lap 16		
4	1:39.917	
18	1:40.530	01.443
1	1:40.421	02.333
10	1:40.119	03.330
34	1:41.721	04.780
28	1:41.268	05.257
77	1:41.623	06.001
22	1:42.471	07.163
8	1:42.293	07.274
5	1:42.469	08.427
51	1:42.262	08.899
11	1:42.009	09.217
3	1:42.096	09.936
6	1:42.653	11.558

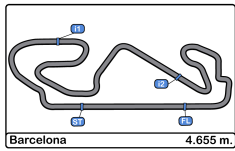
Num	Lap Time	Gap
Lap 17		
4	1:39.917	
18	1:40.530	01.443
1	1:40.421	02.333
10	1:40.119	03.330
34	1:41.721	04.780
28	1:41.268	05.257
77	1:41.623	06.001
22	1:42.471	07.163
8	1:42.293	07.274
5	1:42.469	08.427
51	1:42.262	08.899
11	1:42.009	09.217
3	1:42.096	09.936
6	1:42.653	11.558

Num	Lap Time	Gap
Lap 18		
4	1:39.917	
18	1:40.530	01.443
1	1:40.421	02.333
10	1:40.119	03.330
34	1:41.721	04.780
28	1:41.268	05.257
77	1:41.623	06.001
22	1:42.471	07.163
8	1:42.293	07.274
5	1:42.469	08.427
51	1:42.262	08.899
11	1:42.009	09.217
3	1:42.096	09.936
6	1:42.653	11.558

Num	Lap Time	Gap
Lap 19		
4	1:39.917	
18	1:40.530	01.443
1	1:40.421	02.333
10	1:40.119	03.330
34	1:41.721	04.780
28	1:41.268	05.257
77	1:41.623	06.001
22	1:42.471	07.163
8	1:42.293	07.274
5	1:42.469	08.427
51	1:42.262	08.899
11	1:42.009	09.217
3	1:42.096	09.936
6	1:42.653	11.558

Num	Lap Time	Gap
Lap 20		
4	1:39.917	
18	1:40.530	01.443
1	1:40.421	02.333
10	1:40.119	03.330
34	1:41.721	04.780
28	1:41.268	05.257
77	1:41.623	06.001
22	1:42.471	07.163
8	1:42.293	07.274
5	1:42.469	08.427
51	1:42.262	08.899
11	1:42.009	09.217
3	1:42.096	09.936
6	1:42.653	11.558

Num	Lap Time	Gap
Lap 21		
4	1:39.917	
18	1:40.530	01.443
1	1:40.421	02.333
10	1:40.119	03.330
34	1:41.721	04.780
28	1:41.268	05.257



Circuit de Barcelona
Euroformula Open
Race - 1
Analysis by Lap



77	1:41.125	12.689	28	1:41.950	17.044
8	1:41.176	13.153	77	1:41.693	17.509
11	1:40.970	15.900	8	1:41.531	17.821
22	1:41.154	17.195	11	1:41.125	19.699
3	1:41.020	18.723	22	1:41.614	23.478
6	1:42.077	23.451	3	1:41.583	23.966
Num	Lap Time	Gap	6	1:41.642	30.487

Lap 15

4	1:39.576		Num	Lap Time	Gap
18	1:39.699	03.125	Lap 18		
10	1:39.888	04.336	4	1:39.275	
1	1:40.299	08.106	18	1:39.942	04.511
34	1:41.082	12.318	10	1:39.767	05.603
28	1:41.008	12.841	1	1:39.793	10.071
77	1:40.934	14.047	34	1:41.895	19.122
8	1:40.966	14.543	28	1:41.649	19.418
11	1:40.803	17.127	77	1:41.562	19.796
22	1:41.581	19.200	8	1:41.554	20.100
3	1:41.289	20.436	11	1:40.862	21.286
6	1:42.213	26.088	22	1:41.203	25.406
Num	Lap Time	Gap	3	1:41.216	25.907
			6	1:41.880	33.092

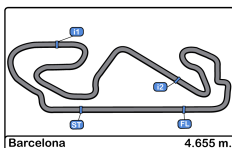
Lap 16

4	1:39.667		Num	Lap Time	Gap
18	1:39.827	03.285	Lap 19		
10	1:39.936	04.605	4	1:39.742	
1	1:40.458	08.897	18	1:40.189	04.958
34	1:41.434	14.085	10	1:39.819	05.680
28	1:41.405	14.579	1	1:44.385	14.714
77	1:40.921	15.301	34	1:41.675	21.055
8	1:40.899	15.775	28	1:41.753	21.429
11	1:40.599	18.059	77	1:42.245	22.299
22	1:41.816	21.349	8	1:42.345	22.703
3	1:41.099	21.868	11	1:41.936	23.480
6	1:41.909	28.330	22	1:41.392	27.056
Num	Lap Time	Gap	3	1:41.339	27.504
			6	1:41.587	34.937

Lap 17

4	1:39.485				
18	1:40.044	03.844			
10	1:39.991	05.111			
1	1:40.141	09.553			
34	1:41.902	16.502			



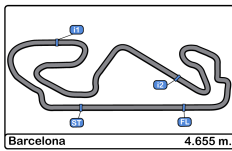


Circuito de Barcelona
Euroformula Open
Race - 1
Best Sectors Results



Sector - 1				Sector - 2				Sector - 3				Ideal Lap vs Best Lap				
Clas	Nº	Driver	Time	Nº	Driver	Time	Nº	Driver	Time	Clas	Nº	Driver	Ideal Lap	Best Lap	Clas	
1	10	Bent Viscaal	28.790	4	Felipe Drugovich	38.024	4	Felipe Drugovich	32.352	1	4	Felipe Drugovich	1:39.211	1:39.275	1	
2	28	Cameron Das	28.831	10	Bent Viscaal	38.125	18	Marcos Siebert	32.537	2	10	Bent Viscaal	1:39.519	1:39.767	3	
3	4	Felipe Drugovich	28.835	18	Marcos Siebert	38.156	1	David Schumacher	32.601	3	18	Marcos Siebert	1:39.555	1:39.699	2	
4	18	Marcos Siebert	28.862	1	David Schumacher	38.240	10	Bent Viscaal	32.604	4	1	David Schumacher	1:39.710	1:39.793	4	
5	1	David Schumacher	28.869	3	Kaylen Frederick	38.549	11	Brad Benavides	32.863	5	11	Brad Benavides	1:40.418	1:40.599	5	
6	8	Lukas Dunner	28.928	28	Cameron Das	38.573	77	Guilherme Samaia	32.980	6	28	Cameron Das	1:40.429	1:40.883	7	
7	11	Brad Benavides	28.955	11	Brad Benavides	38.600	28	Cameron Das	33.025	7	34	Matheus Iorio	1:40.677	1:40.842	6	
8	34	Matheus Iorio	29.001	22	Patrick Schott	38.618	34	Matheus Iorio	33.030	8	8	Lukas Dunner	1:40.700	1:40.899	8	
9	58	Javier Gonzalez	29.001	77	Guilherme Samaia	38.643	8	Lukas Dunner	33.030	9	77	Guilherme Samaia	1:40.712	1:40.921	9	
10	77	Guilherme Samaia	29.089	34	Matheus Iorio	38.646	22	Patrick Schott	33.087	10	3	Kaylen Frederick	1:40.771	1:41.020	11	
11	51	Aldo Festante	29.097	6	Alessandro Bracalente	38.741	3	Kaylen Frederick	33.122	11	22	Patrick Schott	1:40.853	1:41.001	10	
12	3	Kaylen Frederick	29.100	8	Lukas Dunner	38.742	6	Alessandro Bracalente	33.285	12	6	Alessandro Bracalente	1:41.421	1:41.587	12	
13	22	Patrick Schott	29.148	5	Dev Gore	39.113	58	Javier Gonzalez	33.359	13	51	Aldo Festante	1:41.890	1:42.262	13	
14	6	Alessandro Bracalente	29.395	51	Aldo Festante	39.223	5	Dev Gore	33.479	14	5	Dev Gore	1:42.111	1:42.469	14	
15	5	Dev Gore	29.519	58	Javier Gonzalez	39.789	51	Aldo Festante	33.570	15	58	Javier Gonzalez	1:42.149	1:47.538	15	



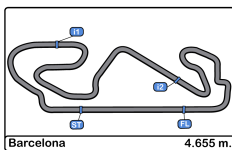


Circuit de Barcelona
 Euroformula Open
 Race - 1
 Leader Sequence



Nº	Entrant	Nat	Driver	Nat	Cat	Chassis	Team	Start Lap	End Lap	Laps	Total Laps
18	Campos Racing	ESP	Marcos Siebert	ARG		Dallara F312	Campos Racing	1	4	4	4
4	RP Motorsport	ITA	Felipe Drugovich	BRA		Dallara F312	RP Motorsport	5	19	15	15



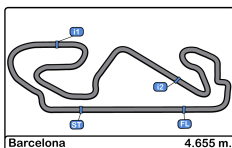


Circuito de Barcelona
Euroformula Open
Race - 1
Best 5 Lap Times



Cls	Nº	Entrant	Nat	Driver	Nat	Cat	Cls	Chassis	Team	Best 1		Best 2		Best 3		Best 4		Best 5	
										Time	Lap	Time	Lap	Time	Lap	Time	Lap	Time	Lap
1	4	RP Motorsport	ITA	Felipe Drugovich	BRA			Dallara F312	RP Motorsport	1:39.275	18	1:39.419	12	1:39.485	17	1:39.521	13	1:39.576	15
2	18	Campos Racing	ESP	Marcos Siebert	ARG			Dallara F312	Campos Racing	1:39.699	15	1:39.827	16	1:39.917	11	1:39.942	18	1:39.972	14
3	10	RACE	ESP	Bent Viscaal	NLD	R	1	Dallara F312	Teo Martin Motorsport	1:39.767	18	1:39.819	19	1:39.854	13	1:39.882	11	1:39.888	15
4	1	RP Motorsport	ITA	David Schumacher	DEU	R	2	Dallara F312	RP Motorsport	1:39.793	18	1:40.141	17	1:40.222	13	1:40.299	15	1:40.332	14
5	11	Campos Racing	ESP	Brad Benavides	USA	R	3	Dallara F312	Campos Racing	1:40.599	16	1:40.803	15	1:40.862	18	1:40.970	14	1:41.125	17
6	34	Carlin Motorsport	GBR	Matheus Iorio	BRA			Dallara F312	Carlin Motorsport	1:40.842	14	1:41.064	13	1:41.082	15	1:41.110	12	1:41.279	7
7	28	Carlin Motorsport	GBR	Cameron Das	USA			Dallara F312	Carlin Motorsport	1:40.883	14	1:40.980	12	1:41.008	15	1:41.110	13	1:41.268	6
8	8	Drivex School	ESP	Lukas Dunner	AUT	R	4	Dallara F312	Drivex School	1:40.899	16	1:40.966	15	1:41.111	13	1:41.161	10	1:41.176	14
9	77	RP Motorsport	ITA	Guilherme Samaia	BRA			Dallara F312	RP Motorsport	1:40.921	16	1:40.934	15	1:41.125	14	1:41.158	12	1:41.216	13
10	22	Drivex School	ESP	Patrick Schott	CHE	R	5	Dallara F312	Drivex School	1:41.001	13	1:41.154	12	1:41.154	14	1:41.203	18	1:41.392	19
11	3	RP Motorsport	ITA	Kaylen Frederick	USA	R	6	Dallara F312	RP Motorsport	1:41.020	14	1:41.099	16	1:41.216	18	1:41.248	13	1:41.289	15
12	6	RP Motorsport	ITA	Alessandro Bracalente	ITA			Dallara F312	RP Motorsport	1:41.587	19	1:41.642	17	1:41.880	18	1:41.909	16	1:42.077	14
13	51	RACE	ESP	Aldo Festante	ITA	R	7	Dallara F312	Teo Martin Motorsport	1:42.262	6	1:42.914	5	1:46.192	2	1:50.031	1	2:13.715	7
14	5	Carlin Motorsport	GBR	Dev Gore	USA	R	8	Dallara F312	Carlin Motorsport	1:42.469	6	1:42.999	5	1:46.235	2	1:48.827	1	2:25.888	4
15	58	Drivex School	ESP	Javier Gonzalez	MEX	R	9	Dallara F312	Drivex School	1:47.538	1								



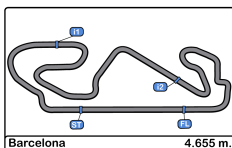


Circuito de Barcelona
Euroformula Open
Race - 1
Best 5 Top Speeds



Cls	Nº	Entrant	Nat	Driver	Nat	Cat	Cls	Chassis	Team	Top 1		Top 2		Top 3		Top 4		Top 5		Avg
										Km/h	Lap	Km/h	Lap	Km/h	Lap	Km/h	Lap	Km/h	Lap	
1	51	RACE	ESP	Aldo Festante	ITA	R	1	Dallara F312	Teo Martin Motorsport	246.5	7	243.2	6	241.6	5	241.0	2	209.3	1	236.3
2	3	RP Motorsport	ITA	Kaylen Frederick	USA	R	2	Dallara F312	RP Motorsport	245.4	18	244.8	11	244.3	17	243.7	2	243.7	19	244.4
3	8	Drivex School	ESP	Lukas Dunner	AUT	R	3	Dallara F312	Drivex School	245.4	18	243.7	11	243.2	14	242.6	5	242.6	6	243.5
4	10	RACE	ESP	Bent Viscaal	NLD	R	4	Dallara F312	Teo Martin Motorsport	245.4	5	242.6	9	242.1	2	242.1	10	240.0	7	242.4
5	6	RP Motorsport	ITA	Alessandro Bracalente	ITA			Dallara F312	RP Motorsport	244.8	9	240.0	2	237.8	11	236.8	6	236.8	10	239.2
6	11	Campos Racing	ESP	Brad Benavides	USA	R	5	Dallara F312	Campos Racing	244.8	7	244.8	10	240.5	6	238.4	2	238.4	9	241.4
7	28	Carlin Motorsport	GBR	Cameron Das	USA			Dallara F312	Carlin Motorsport	244.8	19	243.7	7	243.2	9	241.0	11	241.0	13	242.8
8	34	Carlin Motorsport	GBR	Matheus Iorio	BRA			Dallara F312	Carlin Motorsport	244.8	11	242.1	9	242.1	10	240.5	5	239.4	7	241.8
9	77	RP Motorsport	ITA	Guilherme Samaia	BRA			Dallara F312	RP Motorsport	244.3	11	243.2	10	242.6	6	241.6	18	241.0	2	242.5
10	1	RP Motorsport	ITA	David Schumacher	DEU	R	6	Dallara F312	RP Motorsport	243.7	9	242.1	10	241.0	7	240.5	6	240.0	2	241.5
11	4	RP Motorsport	ITA	Felipe Drugovich	BRA			Dallara F312	RP Motorsport	243.7	5	241.0	2	238.4	11	237.8	10	237.3	6	239.7
12	5	Carlin Motorsport	GBR	Dev Gore	USA	R	7	Dallara F312	Carlin Motorsport	242.6	2	238.9	7	238.4	5	238.4	6	216.4	1	234.9
13	58	Drivex School	ESP	Javier Gonzalez	MEX	R	8	Dallara F312	Drivex School	242.6	2	214.2	1							228.4
14	22	Drivex School	ESP	Patrick Schott	CHE	R	9	Dallara F312	Drivex School	241.0	6	238.4	5	237.3	9	236.3	10	236.3	11	237.8
15	18	Campos Racing	ESP	Marcos Siebert	ARG			Dallara F312	Campos Racing	240.5	6	240.0	9	240.0	10	239.4	11	238.4	7	239.6



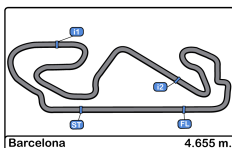


Circuito de Barcelona
Euroformula Open
Race - 1
Fastest Laps Sequence



Lap	Time of Day	Session Time	Nº	Entrant	Nat	Driver	Nat	Cat	Chassis	Team	Time	Km/h
5	14:49:06.766	10:40.766	4	RP Motorsport	ITA	Felipe Drugovich	BRA		Dallara F312	RP Motorsport	1:40.984	165.9
6	14:50:46.684	12:20.684	4	RP Motorsport	ITA	Felipe Drugovich	BRA		Dallara F312	RP Motorsport	1:39.917	167.7
7	14:52:26.434	14:00.434	4	RP Motorsport	ITA	Felipe Drugovich	BRA		Dallara F312	RP Motorsport	1:39.751	167.9
10	14:58:37.092	20:11.092	4	RP Motorsport	ITA	Felipe Drugovich	BRA		Dallara F312	RP Motorsport	1:39.696	168.0
12	15:01:56.359	23:30.359	4	RP Motorsport	ITA	Felipe Drugovich	BRA		Dallara F312	RP Motorsport	1:39.419	168.5
18	15:11:53.567	33:27.567	4	RP Motorsport	ITA	Felipe Drugovich	BRA		Dallara F312	RP Motorsport	1:39.275	168.8



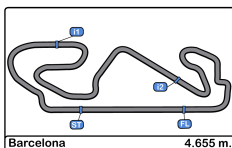


Circuito de Barcelona
Euroformula Open
Race - 1
Event Best Maximum Speed



Nº	Entrant	Nat	Driver	Nat	Cat	Clas	Chassis	Team	Km/h	Session
51	RACE	ESP	Aldo Festante	ITA	R	1	Dallara F312	Teo Martin Motorsport	246.5	Race - 1
10	RACE	ESP	Bent Viscaal	NLD	R	2	Dallara F312	Teo Martin Motorsport	245.4	Race - 1
8	Drivex School	ESP	Lukas Dunner	AUT	R	3	Dallara F312	Drivex School	245.4	Race - 1
3	RP Motorsport	ITA	Kaylen Frederick	USA	R	4	Dallara F312	RP Motorsport	245.4	Race - 1
11	Campos Racing	ESP	Brad Benavides	USA	R	5	Dallara F312	Campos Racing	244.8	Race - 1
6	RP Motorsport	ITA	Alessandro Bracalente	ITA			Dallara F312	RP Motorsport	244.8	Race - 1
34	Carlin Motorsport	GBR	Matheus Iorio	BRA			Dallara F312	Carlin Motorsport	244.8	Race - 1
28	Carlin Motorsport	GBR	Cameron Das	USA			Dallara F312	Carlin Motorsport	244.8	Race - 1
77	RP Motorsport	ITA	Guilherme Samaia	BRA			Dallara F312	RP Motorsport	244.3	Race - 1
4	RP Motorsport	ITA	Felipe Drugovich	BRA			Dallara F312	RP Motorsport	243.7	Free Practice - 2
1	RP Motorsport	ITA	David Schumacher	DEU	R	6	Dallara F312	RP Motorsport	243.7	Race - 1
58	Drivex School	ESP	Javier Gonzalez	MEX	R	7	Dallara F312	Drivex School	242.6	Race - 1
5	Carlin Motorsport	GBR	Dev Gore	USA	R	8	Dallara F312	Carlin Motorsport	242.6	Race - 1
22	Drivex School	ESP	Patrick Schott	CHE	R	9	Dallara F312	Drivex School	241.0	Race - 1
18	Campos Racing	ESP	Marcos Siebert	ARG			Dallara F312	Campos Racing	240.5	Free Practice - 1





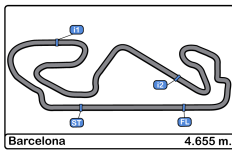
Circuit de Barcelona
Euroformula Open
Race - 1
Lap Chart



LAP

Nr	Po	Grid	1	2	3	4	5	6	7	8	9	10	11	12	13	14	15	16	17	18	19
18	1	18	18	18	18	18	4	4	4	4	4	4	4	4	4	4	4	4	4	4	4
4	2	4	4	4	4	4	18	18	18	18	18	18	18	18	18	18	18	18	18	18	18
34	3	34	1	1	1	1	1	1	1	1	1	10	10	10	10	10	10	10	10	10	10
1	4	1	34	34	34	34	34	10	10	10	10	1	1	1	1	1	1	1	1	1	1
28	5	28	28	10	10	10	10	34	34	34	34	34	34	34	34	34	34	34	34	34	34
10	6	10	10	28	28	28	28	28	28	28	28	28	28	28	28	28	28	28	28	28	28
77	7	77	77	77	77	77	77	77	77	77	77	77	77	77	77	77	77	77	77	77	77
58	8	58	58	22	22	22	22	22	8	8	8	8	8	8	8	8	8	8	8	8	8
3	9	3	22	5	5	5	8	8	22	22	22	11	11	11	11	11	11	11	11	11	11
22	10	22	5	8	8	8	5	5	11	11	11	22	22	22	22	22	22	22	22	22	22
51	11	51	8	51	51	51	51	51	3	3	6	3	3	3	3	3	3	3	3	3	3
5	12	5	51	11	11	11	11	11	6	6	3	6	6	6	6	6	6	6	6	6	6
11	13	11	11	3	3	3	3	3	51												
8	14	8	3	6	6	6	6	6													
6	15	6	6																		

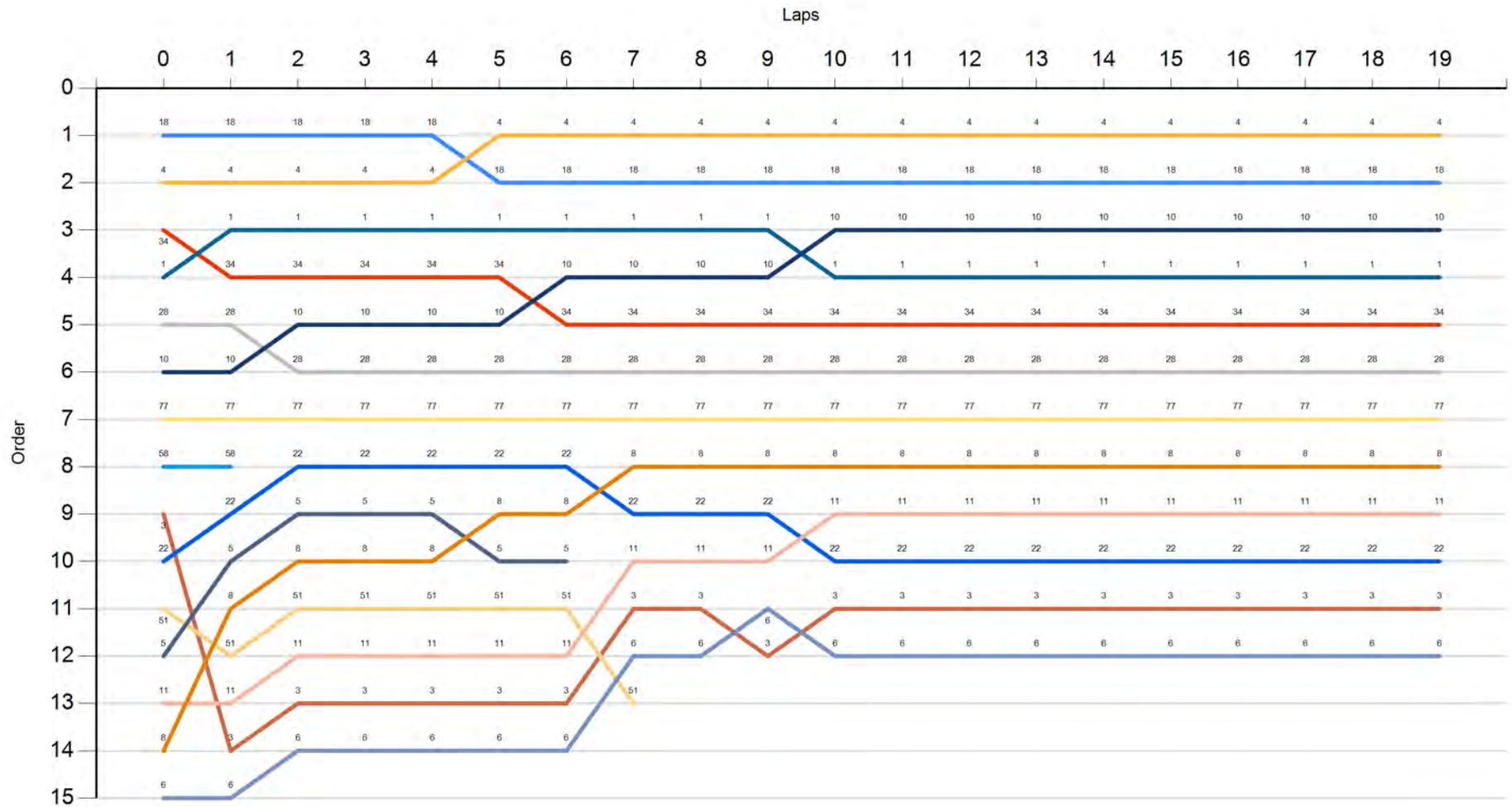


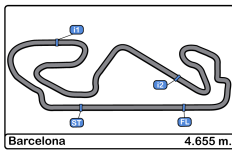


Circuito de Barcelona
Euroformula Open
Race - 1
Graphic Lap Chart



- 18
- 4
- 34
- 1
- 28
- 10
- 77
- 58
- 3
- 22
- 51
- 5
- 11
- 8
- 6





Circuit de Barcelona
 Euroformula Open
 Race - 1
 Pit Stop Analysis

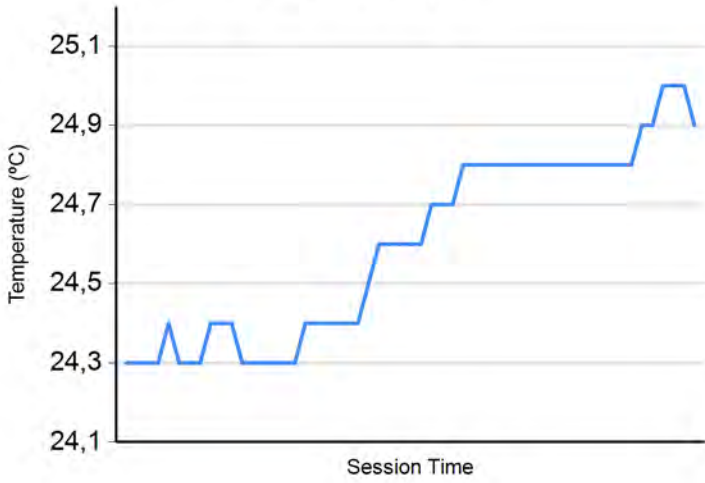


<u>Nr.</u>	<u>In Day Time</u>	<u>Entrant</u>	<u>Nat</u>	<u>Driver</u>	<u>Nat</u>	<u>Cat</u>	<u>Chassis</u>	<u>Team</u>	<u>In Time</u>	<u>Stop N°</u>	<u>Pit Time</u>	<u>Handicap</u>	<u>Penalty</u>
------------	--------------------	----------------	------------	---------------	------------	------------	----------------	-------------	----------------	----------------	-----------------	-----------------	----------------

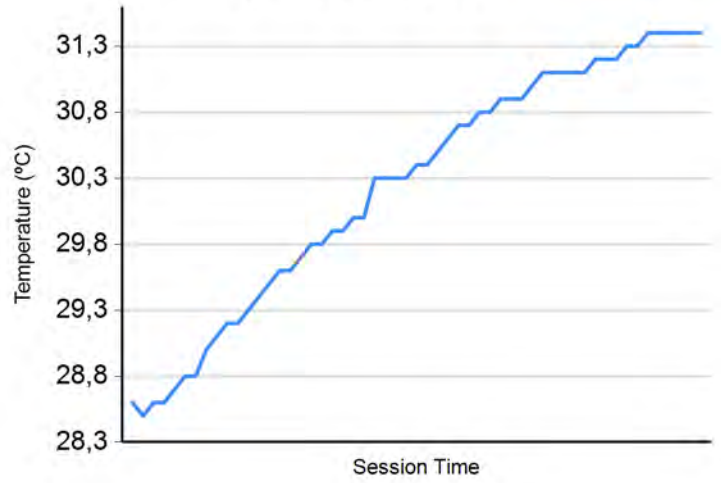




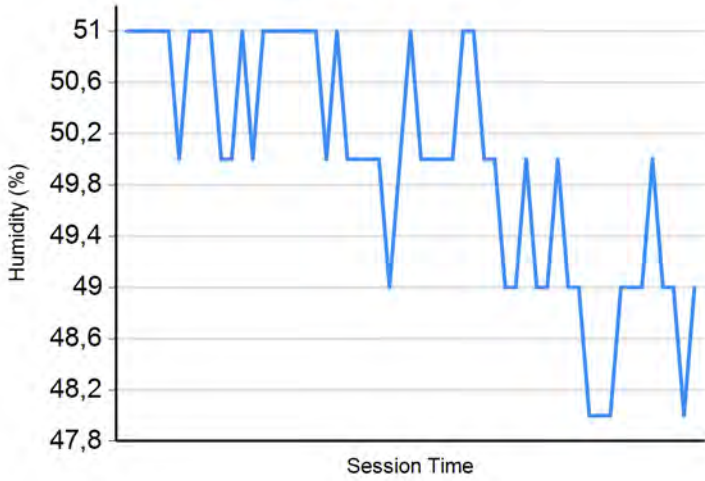
Air Temperature



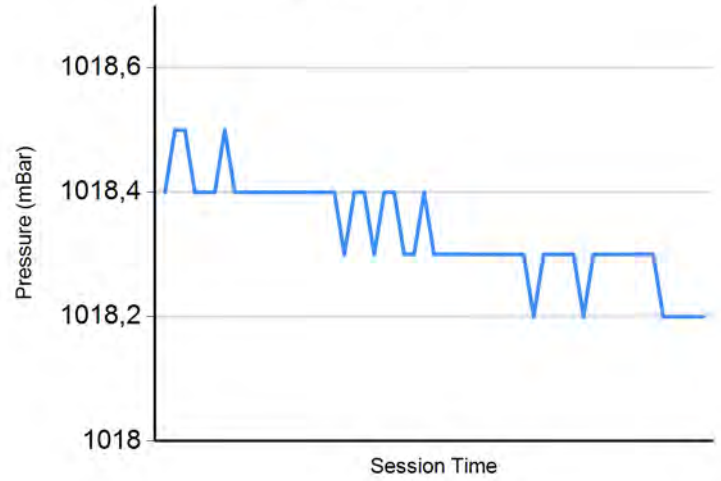
Track Temperature



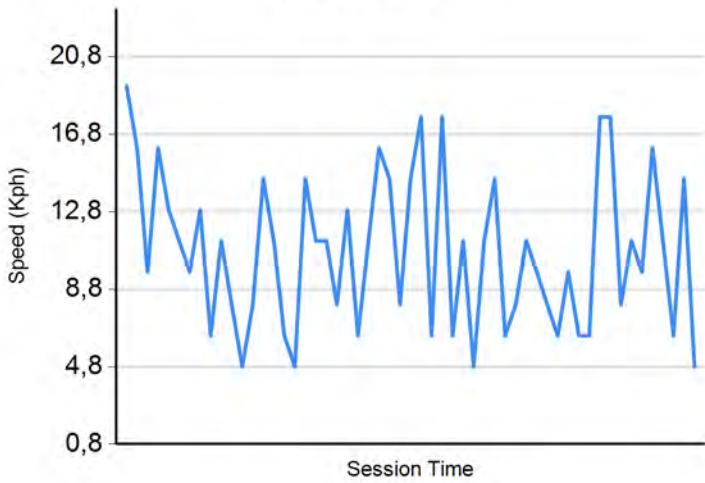
Humidity



Pressure

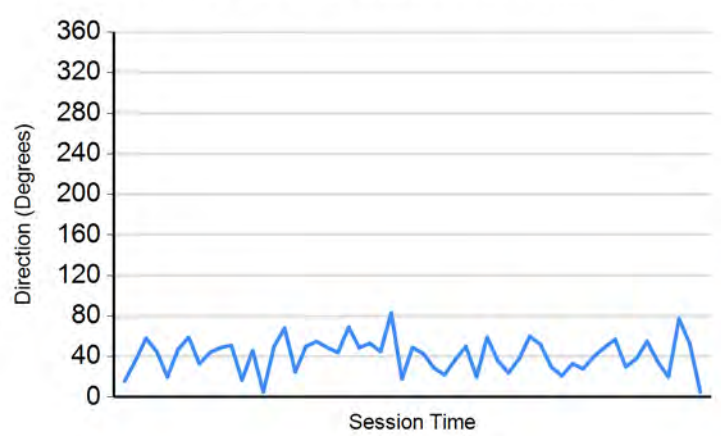


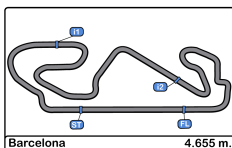
Wind Speed



Wind direction

North = 0°/360° Est = 90° South = 180° West = 270°





Circuito de Barcelona
Euroformula Open
Race - 1
Final Results



Cls	Nº	Entrant	Nat	Driver	Nat	Cat	Cls	Chassis	Team	Laps	Total Time	Gap	Interval	Km/h	Best	Time	Km/h
1	4	RP Motorsport	ITA	Felipe Drugovich	BRA			Dallara F312	RP Motorsport	19	35:07.283			151.0	18	1:39.275	168.8
2	18	Campos Racing	ESP	Marcos Siebert	ARG			Dallara F312	Campos Racing	19	35:12.241	4.958	4.958	150.7	15	1:39.699	168.0
3	10	RACE	ESP	Bent Viscaal	NLD	R	1	Dallara F312	Teo Martin Motorsport	19	35:12.963	5.680	0.722	150.6	18	1:39.767	167.9
4	1	RP Motorsport	ITA	David Schumacher	DEU	R	2	Dallara F312	RP Motorsport	19	35:21.997	14.714	9.034	150.0	18	1:39.793	167.9
5	34	Carlin Motorsport	GBR	Matheus Iorio	BRA			Dallara F312	Carlin Motorsport	19	35:28.338	21.055	6.341	149.6	14	1:40.842	166.1
6	28	Carlin Motorsport	GBR	Cameron Das	USA			Dallara F312	Carlin Motorsport	19	35:28.712	21.429	0.374	149.5	14	1:40.883	166.1
7	77	RP Motorsport	ITA	Guilherme Samaia	BRA			Dallara F312	RP Motorsport	19	35:29.582	22.299	0.870	149.5	16	1:40.921	166.0
8	8	Drivex School	ESP	Lukas Dunner	AUT	R	3	Dallara F312	Drivex School	19	35:29.986	22.703	0.404	149.4	16	1:40.899	166.0
9	11	Campos Racing	ESP	Brad Benavides	USA	R	4	Dallara F312	Campos Racing	19	35:30.763	23.480	0.777	149.4	16	1:40.599	166.5
10	22	Drivex School	ESP	Patrick Schott	CHE	R	5	Dallara F312	Drivex School	19	35:34.339	27.056	3.576	149.1	13	1:41.001	165.9
11	3	RP Motorsport	ITA	Kaylen Frederick	USA	R	6	Dallara F312	RP Motorsport	19	35:34.787	27.504	0.448	149.1	14	1:41.020	165.8
12	6	RP Motorsport	ITA	Alessandro Bracalente	ITA			Dallara F312	RP Motorsport	19	35:42.220	34.937	7.433	148.6	19	1:41.587	164.9
Not classified: (Requirements: 75% of number laps of leader = 15 Laps)																	
	51	RACE	ESP	Aldo Festante	ITA	R	7	Dallara F312	Teo Martin Motorsport	7	14:43.271	12 Laps	12 Laps	132.8	6	1:42.262	163.8
	5	Carlin Motorsport	GBR	Dev Gore	USA	R	8	Dallara F312	Carlin Motorsport	6	12:29.084	13 Laps	1 Lap	134.2	6	1:42.469	163.5
	58	Drivex School	ESP	Javier Gonzalez	MEX	R	9	Dallara F312	Drivex School	1	1:47.538	18 Laps	5 Laps	155.8	1	1:47.538	155.8

Fastest lap Felipe Drugovich in 1:39.275 at 168.8 Km/h in lap 18

Published at:.....

Track Temp: 31.4 °C Air Temp: 25.0 °C Humidity: 49 % Track Status: DRY

Stewards:	Race Director:	Timekeeper:






Championship Classification

Cls.	Nº	Name	Net	Pts.	Estoril			Paul Ricard			SPA-Francorchamps			Hungaroring			Silverstone			Monza			Jerez			Barcelona		
					Race - 1		Race - 2	Race - 1		Race - 2	Race - 1		Race - 2	Race - 1		Race - 2	Race - 1		Race - 2	Race - 1		Race - 2	Race - 1		Race - 2	Race - 1		Race - 2
					Q	R	F	Q	R	F	Q	R	F	Q	R	F	Q	R	F	Q	R	F	Q	R	F	Q	R	F
1	4	Felipe Drugovich	362	380	1	25	18	1	25	1	1	25	1	1	25	1	1	25	1	1	25	1	1	25	1	1	25	1
2	10	Bent Viscaal	226	226	10	15	18	6	10	15	18	1	18	18	1	25	1	1	18	18	18	18	15					
3	18	Marcos Siebert	180	180	12	25	1	4	8	1	12	15	15	10	12	18			1	12	15	1	18					
4	34	Matheus Iorio	172	178	18	6	15	18	18	8	12	10	6	8	10	12	15	10	12	15	10	12						
5	28	Cameron Das	147	147	15	1	8	8	15	10	10	12	8	15		15	8	12	10									
6	77	Guilherme Samaia	84	84	6	4	12	12	15	4		1	1	1		6	6	8	8									
7	8	Lukas Dunner	83	83	8				12	1	2	4	15	10	15			10					6					
8	11	Alex Karkosik	66	66		2	6	10		18		8	12	2	8													
9	3	Christian Hahn	29	29			1		8	2		6			6	2	2	2										
10	21	Calan Williams	25	25					6		8		2	4	1	4												
11	7	Jannes Fittie	22	22	4	12	2	2	2																			
12	11	Petru Florescu	21	21		1	10										4	6										
13	51	Aldo Festante	21	21		1	10	1			4				4		1											
14	3	Leonardo Lorandi	20	20											12	8												
15	15	Yves Baltas	18	18	2						6		4	6														
16	3	Kavlen Frederick	15	15					1	6		2										10	1			4		
17	1	Leonard Hoodenboo	9	9																								
18	3	Michael Benvahia	9	9	1		4	4																				
19	5	Dev Gore	7	7											2	1						4						
20	32	Moritz Müller-Creppo	0	0																								
21	19	Raul Guzman	0	0																								



Championship Rookie Classification

Cls.	Nº	Name	Net Pts.	Pts.	Estoril		Paul Ricard		SPA-Francorchamps		Hungaroring		Silverstone		Monza		Jerez		Barcelona		
					R1	R2	R1	R2	R1	R2	R1	R2	R1	R2	R1	R2	R1	R2	R1	R2	
1	10	Bent Viscaal	138	138	10	10	10	10	8	10	10	10	10	10	10	10	10	10	10	10	
2	8	Lukas Dunner	90	90	8	6		3	10	6	4	8	8	8	10	3	8		8		
3	51	Aldo Festante	50	50	3	8	8	6			6	3	4		6		6				
4	15	Yves Baltas	37	37	6			4		3	8	4	6	6							
5	5	Dev Gore	27	27									3	4	4	4	4	8			
6	3	Michael Benyahia	26	26	4	4		8	6	4											
7	1	Leonard Hoogenboom	18	18					4	8		6									
8	3	Kaylen Frederick	17	17											3	8			6		
9	3	Leonardo Lorandi	14	14											8	6					
10	19	Raul Guzman	6	6			6														
11	32	Moritz Müller-Creppon	3	3		3															



Championship Teams' Classification

Cls.	Team	Pts.	Estoril		Paul Ricard		SPA-Francorchamps		Hungaroring		Silverstone		Monza		Jerez		Barcelona	
			R1	R2	R1	R2	R1	R2	R1	R2	R1	R2	R1	R2	R1	R2	R1	R2
1	RP Motorsport	167	10	8	14	14	16	10	10	10	10	8	14	13	10	10	10	
2	Carlin Motorsport	98	14		6	14	8	3	7	7		6	3	10	6	7	7	
3	Teo Martin Motorsport	90	3	6	8		3	6	8	8	8	10		8	8	8	6	
4	Campos Racing	78	4	10		3		12	6	6	7	4	8		4	6	8	
5	Drivex School	26		4			4				6	3	6		3			
6	Fortec Motorsport	3		3														



Santísima Trinidad 30, 28010 Madrid
 Tel y Fax 91.448.32.06
 www.cronococa.com
 info@cronococa.com



Juan Bravo 17, 28006 Madrid
 Tel 91.432.27.50
 www.gtssport.es
 info@gtssport.es



Drivers Statistics

Cls.	Nº	Name	Net Points	Points	First Positions	Seconds Positions	Thirds Positions	Race Fastest Laps	Pole Positions	Laps in first place	Km. covered in Race	Km. covered in Practice
1	4	Felipe Drugovich	362	380	13	2		10	9	201	1306.973	2267.375
2	10	Bent Viscaal	226	226	1	7	3	1	3	19	1272.215	2390.101
3	18	Marcos Siebert	180	180	1	2	3	2	2	18	1266.422	2391.806
4	34	Matheus Iorio	172	178		3	2			1	1306.973	2392.289
5	28	Cameron Das	147	147			4	1		6	1171.050	2438.018
6	77	Guilherme Samaia	84	84			1				1222.322	2324.524
7	8	Lukas Dunner	83	83			2				1170.459	2369.577
8	11	Alex Karkosik	66	66		1					854.606	1819.245
9	3	Christian Hahn	29	29							1129.711	2115.356
10	21	Calan Williams	25	25							990.430	1992.160
11	7	Jannes Fittje	22	22							523.284	846.522
12	11	Petru Florescu	21	21					1	6	285.114	517.338
13	51	Aldo Festante	21	21							952.673	2325.206
14	3	Leonardo Lorandi	20	20							196.962	307.029
15	15	Yves Baltas	18	18							730.464	1549.342
16	3	Kaylen Frederick	15	15				1			273.821	594.295
17	1	Leonard Hoogenboom	9	9							294.252	709.414
18	3	Michael Benyahia	9	9							435.654	934.682
19	5	Dev Gore	7	7							565.458	1356.116
20	32	Moritz Müller-Creppon	0	0							158.916	259.284
21	19	Raul Guzman	0	0							175.260	251.206



Drivers Performance

Cls.	Nº	Name	Net Pts.	Pts.	Estoril		Paul Ricard		SPA-Francorchamps		Hungaroring		Silverstone		Monza		Jerez		Barcelona	
					R1	R2	R1	R2	R1	R2	R1	R2	R1	R2	R1	R2	R1	R2	R1	R2
1	4	Felipe Drugovich	362	380	1-1	3-2	1-1	1-1	1-1	1-1	1-1	2-1	1-1	2-2	3-1	1-1	2-1	1-1	2-1	
2	10	Bent Viscaal	226	226	4-5	6-3	2-2	2-7	10-5	3-3	2-2	1-2	2-2	1-1	1-NC	2-2	3-2	2-2	5-3	
3	18	Marcos Siebert	180	180	3-4	2-1	12-8	10-6	3-11	4-4	4-3	6-3	7-5	4-4	2-2	8-NC	1-4	3-3	1-2	
4	34	Matheus Iorio	172	178	2-2	11-7	3-3	3-2	6-2	8-6	8-4	5-5	10-7	7-6	7-5	4-4	4-3	5-5	3-4	
5	28	Cameron Das	147	147	6-3	5-6	10-6	5-3	2-NC	10-5	7-5	3-4	6-6	3-3	10-NC	6-3	6-6	4-4	4-5	
6	77	Guilherme Samaia	84	84	5-7	8-8	4-4	4-4	9-3	6-8	6-NC	9-10	8-10	9-10	14-11	5-7	8-7	10-6	6-6	
7	8	Lukas Dunner	83	83	9-6	10-12	6-NC	11-14	7-4	5-10	9-9	4-8	3-3	6-5	4-3	10-12	5-5	6-NP	10-7	
8	11	Alex Karkosik	66	66	11-13	15-9	15-7	6-5	5-NP	2-2	5-NC	10-6	4-4	11-9	8-6	7-11	NP-NP	NP-NP	NP-NP	
9	3	Christian Hahn	29	29	13-12	NP-NC	13-10	13-11	13-6	12-9	13-NC	8-7	12-13	12-11	13-7	14-9	9-9	9-9	NP-NP	
10	21	Calan Williams	25	25	10-14	9-11	8-NC	9-12	8-7	9-14	11-6	11-11	5-9	5-8	5-10	3-8	NP-NP	NP-NP	NP-NP	
11	7	Jannes Fittje	22	22	7-8	4-4	11-9	8-9	4-9	7-12	NP-NP	NP-NP	NP-NP	NP-NP	NP-NP	NP-NP	NP-NP	NP-NP	NP-NP	
12	11	Petru Florescu	21	21	8-NC	1-5	NP-NP	NP-NP	NP-NP	NP-NP	NP-NP	NP-NP	NP-NP	NP-NP	NP-NP	NP-NP	NP-NP	NP-NP	NP-NP	
13	51	Aldo Festante	21	21	12-11	7-10	7-5	7-10	15-NP	15-15	12-8	13-13	11-11	10-NC	12-8	13-NC	11-10	8-NP	8-NC	
14	3	Leonardo Lorandi	20	20	NP-NP	NP-NP	NP-NP	NP-NP	NP-NP	NP-NP	NP-NP	NP-NP	NP-NP	NP-NP	NP-NP	6-4	9-6	NP-NP	NP-NP	NP-NP
15	15	Yves Baltas	18	18	14-9	14-15	14-NC	15-13	14-NP	14-13	3-7	12-12	9-8	8-7	NP-NP	NP-NP	NP-NP	NP-NP	NP-NP	
16	3	Kaylen Frederick	15	15	NP-NP	NP-NP	NP-NP	NP-NP	NP-NP	NP-NP	NP-NP	NP-NP	NP-NP	NP-NP	NP-NP	9-12	11-5	NP-NP	NP-NP	7-8
17	1	Leonard Hoogenboom	9	9	NP-NP	NP-NP	NP-NP	NP-NP	11-10	13-7	10-NC	7-9	NP-NP	NP-NP	NP-NP	NP-NP	NP-NP	NP-NP	NP-NP	
18	3	Michael Benyahia	9	9	15-10	13-13	5-NP	12-8	12-8	11-11	NP-NP	NP-NP	NP-NP	NP-NP	NP-NP	NP-NP	NP-NP	NP-NP	NP-NP	
19	5	Dev Gore	7	7	NP-NP	NP-NP	NP-NP	NP-NP	NP-NP	NP-NP	NP-NP	NP-NP	13-12	13-12	11-9	12-10	10-11	11-8	9-NC	
20	32	Moritz Müller-Creppon	0	0	16-15	12-14	NP-NP	NP-NP	NP-NP	NP-NP	NP-NP	NP-NP	NP-NP	NP-NP	NP-NP	NP-NP	NP-NP	NP-NP	NP-NP	
21	19	Raul Guzman	0	0	NP-NP	NP-NP	9-11	14-15	NP-NP	NP-NP	NP-NP	NP-NP	NP-NP	NP-NP	NP-NP	NP-NP	NP-NP	NP-NP	NP-NP	

CAMPEONATO DE ESPAÑA DE F3

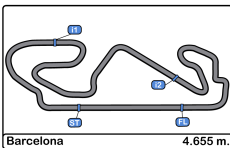
Championship Classification

Cls.	Nº	Name	Pts.	Estoril						Jerez						Barcelona					
				Race - 1			Race - 2			Race - 1			Race - 2			Race - 1			Race - 2		
				Q	R	FL	Q	R	FL	Q	R	FL	Q	R	FL	Q	R	FL	Q	R	FL
1	4	Felipe Drugovich	133	1	25			25	1	1	25	1	1	25	1	1	25	1			
2	10	Bent Viscaal	84		12			18			18			18			18				
3	34	Matheus Iorio	63		18			8			15			10			12				
4	28	Cameron Das	61		15	1		10			10			15			10				
5	77	Guilherme Samaia	38		8			6			8			8			8				
6	8	Lukas Dunner	28		10						12					6					
7	1	David Schumacher	23								2			6			15				
8	7	Jannes Fittje	21		6			15													
9	19	Petru Florescu	13				1	12													
10	58	Javier Gonzalez	12											12							
11	3	Christian Hahn	11		1						6			4							
12	51	Aldo Festante	8		2			2			4										
13	11	Brad Benavides	4													4					
14	1	Alex Karkosik	4					4													
15	3	Michael Benyahia	4		4																
16	22	Patrick Schott	2													2					
17	3	Kaylen Frederick	1													1					
18	21	Calan Williams	1					1													
19	6	Alessandro Bracalente	0																		
20	32	Moritz Müller-Creppon	0																		

CAMPEONATO DE ESPAÑA DE F3

Championship Teams' Classification

Cls.	Team	Pts.	Estoril		Jerez		Barcelona	
			R1	R2	R1	R2	R1	R2
1	RP Motorsport	56	10	10	10	10	16	
2	Carlin Motorsport	42	14	3	9	9	7	
3	Teo Martin Motorsport	36	4	8	8	8	8	
4	Drivex School	17	3	6	4	4		
5	Fortec Motorsport	4		4				
6	Campos Racing	0						



Circuito de Barcelona
Euroformula Open
Qualifying - 2
Provisional Results



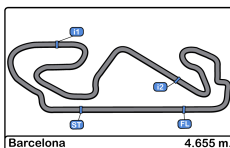
Clas	Nº	Entrant	Nat	Driver	Nat	Cat	Clas	Chassis	Team	Laps	Best	Time	Gap	Interval	Km/h
1	10	RACE	ESP	Bent Viscaal	NLD	R	1	Dallara F312	Teo Martin Motorsport	11	10	1:37.610			171.6
2	4	RP Motorsport	ITA	Felipe Drugovich	BRA			Dallara F312	RP Motorsport	14	12	1:37.780	0.170	0.170	171.3
3	18	Campos Racing	ESP	Marcos Siebert	ARG			Dallara F312	Campos Racing	12	9	1:38.415	0.805	0.635	170.2
4	8	Drivex School	ESP	Lukas Dunner	AUT	R	2	Dallara F312	Drivex School	15	14	1:38.444	0.834	0.029	170.2
5	34	Carlin Motorsport	GBR	Matheus Iorio	BRA			Dallara F312	Carlin Motorsport	15	13	1:38.615	1.005	0.171	169.9
6	1	RP Motorsport	ITA	David Schumacher	DEU	R	3	Dallara F312	RP Motorsport	15	14	1:38.682	1.072	0.067	169.8
7	28	Carlin Motorsport	GBR	Cameron Das	USA			Dallara F312	Carlin Motorsport	13	11	1:38.696	1.086	0.014	169.7
8	3	RP Motorsport	ITA	Kaylen Frederick	USA	R	4	Dallara F312	RP Motorsport	15	13	1:38.812	1.202	0.116	169.5
9	51	RACE	ESP	Aldo Festante	ITA	R	5	Dallara F312	Teo Martin Motorsport	16	8	1:38.826	1.216	0.014	169.5
10	58	Drivex School	ESP	Javier Gonzalez	MEX	R	6	Dallara F312	Drivex School	14	12	1:38.881	1.271	0.055	169.4
11	11	Campos Racing	ESP	Brad Benavides	USA	R	7	Dallara F312	Campos Racing	14	13	1:39.035	1.425	0.154	169.2
12	77	RP Motorsport	ITA	Guilherme Samaia	BRA			Dallara F312	RP Motorsport	14	13	1:39.217	1.607	0.182	168.9
13	22	Drivex School	ESP	Patrick Schott	CHE	R	8	Dallara F312	Drivex School	13	12	1:39.686	2.076	0.469	168.1
14	5	Carlin Motorsport	GBR	Dev Gore	USA	R	9	Dallara F312	Carlin Motorsport	18	17	1:39.713	2.103	0.027	168.0
15	6	RP Motorsport	ITA	Alessandro Bracalente	ITA			Dallara F312	RP Motorsport	16	14	1:40.130	2.520	0.417	167.3

Published at:.....

Track Temp: 14.9 °C Air Temp: 15.3 °C Humidity: 89 % Track Status: DRY

Stewards:	Race Director:	Timekeeper: 
-----------	----------------	---





Circuito de Barcelona
Euroformula Open
Qualifying - 2
Provisional Results by Class



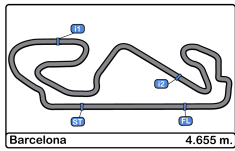
Clas	Nº	Entrant	Nat	Driver	Nat	Cat	Clas	Chassis	Team	Laps	Best	Time	Gap	Interval	Km/h
1	4	RP Motorsport	ITA	Felipe Drugovich	BRA			Dallara F312	RP Motorsport	14	12	1:37.780			171.3
2	18	Campos Racing	ESP	Marcos Siebert	ARG			Dallara F312	Campos Racing	12	9	1:38.415	0.635	0.635	170.2
3	34	Carlin Motorsport	GBR	Matheus Iorio	BRA			Dallara F312	Carlin Motorsport	15	13	1:38.615	0.835	0.200	169.9
4	28	Carlin Motorsport	GBR	Cameron Das	USA			Dallara F312	Carlin Motorsport	13	11	1:38.696	0.916	0.081	169.7
5	77	RP Motorsport	ITA	Guilherme Samaia	BRA			Dallara F312	RP Motorsport	14	13	1:39.217	1.437	0.521	168.9
6	6	RP Motorsport	ITA	Alessandro Bracalente	ITA			Dallara F312	RP Motorsport	16	14	1:40.130	2.350	0.913	167.3
Rookie															
1	10	RACE	ESP	Bent Viscaal	NLD	R	1	Dallara F312	Teo Martin Motorsport	11	10	1:37.610			171.6
2	8	Drivex School	ESP	Lukas Dunner	AUT	R	2	Dallara F312	Drivex School	15	14	1:38.444	0.834	0.834	170.2
3	1	RP Motorsport	ITA	David Schumacher	DEU	R	3	Dallara F312	RP Motorsport	15	14	1:38.682	1.072	0.238	169.8
4	3	RP Motorsport	ITA	Kaylen Frederick	USA	R	4	Dallara F312	RP Motorsport	15	13	1:38.812	1.202	0.130	169.5
5	51	RACE	ESP	Aldo Festante	ITA	R	5	Dallara F312	Teo Martin Motorsport	16	8	1:38.826	1.216	0.014	169.5
6	58	Drivex School	ESP	Javier Gonzalez	MEX	R	6	Dallara F312	Drivex School	14	12	1:38.881	1.271	0.055	169.4
7	11	Campos Racing	ESP	Brad Benavides	USA	R	7	Dallara F312	Campos Racing	14	13	1:39.035	1.425	0.154	169.2
8	22	Drivex School	ESP	Patrick Schott	CHE	R	8	Dallara F312	Drivex School	13	12	1:39.686	2.076	0.651	168.1
9	5	Carlin Motorsport	GBR	Dev Gore	USA	R	9	Dallara F312	Carlin Motorsport	18	17	1:39.713	2.103	0.027	168.0

Published at:.....

Track Temp: 14.9 °C Air Temp: 15.3 °C Humidity: 89 % Track Status: DRY

Stewards:	Race Director:	Timekeeper:





Circuit de Barcelona
Euroformula Open
Qualifying - 2
Lap Analysis



1 David Schumacher R Dallara F312 **5** Dev Gore R Dallara F312
 RP Motorsport Carlin Motorsport

Lap D	Time	Sector 1	Sector 2	Sector 3	T. Spd	Elapsed	Lap D	Time	Sector 1	Sector 2	Sector 3	T. Spd	Elapsed
1	9:42:02.304	9:40:46.993	40.522	34.789	173.9	9:42:02.304	1	9:42:13.462	9:40:55.174	43.748	34.540	138.6	9:42:13.462
2	1:42.429	29.566	38.862	34.001	231.7	9:43:44.733	2	1:45.923	30.400	39.285	36.238	227.8	9:43:59.385
3	1:45.977 P	29.346	38.202	38.429	232.2	9:45:30.710	3	1:41.473	29.595	38.701	33.177	235.2	9:45:40.858
4	3:21.467	2:07.656	40.745	33.066	175.0	9:48:52.177	4	1:41.014	29.292	38.449	33.273	234.7	9:47:21.872
5	1:39.379	29.102	37.775	32.502	233.2	9:50:31.556	5	1:42.030	30.193	38.791	33.046	233.7	9:49:03.902
6	1:38.934	28.937	37.842	32.155	233.7	9:52:10.490	6	1:46.450 P	29.284	38.472	38.694	234.7	9:50:50.352
7	1:40.421	28.907	38.417	33.097	233.7	9:53:50.911	7	2:49.958	1:32.157	41.086	36.715	160.4	9:53:40.310
8	1:39.106	28.920	37.734	32.452	233.2	9:55:30.017	8	1:41.729	29.865	38.732	33.132	227.8	9:55:22.039
9	1:43.738 P	28.937	37.798	37.003	233.7	9:57:13.755	9	1:40.026	29.439	38.042	32.545	229.2	9:57:02.065
10	6:28.904	5:13.235	41.557	34.112	162.4	10:03:42.659	10	1:39.856	29.361	37.944	32.551	230.2	9:58:41.921
11	1:43.563	29.767	38.986	34.810	231.7	10:05:26.222	11	1:44.876 P	29.377	37.960	37.539	229.7	10:00:26.797
12	1:39.003	28.912	37.790	32.301	233.2	10:07:05.225	12	2:43.514	1:25.323	42.783	35.408	175.0	10:03:10.311
13	1:39.875	28.774	38.457	32.644	234.2	10:08:45.100	13	1:41.971	29.644	38.736	33.591	228.8	10:04:52.282
14	1:38.682	28.771	37.627	32.284	234.2	10:10:23.782	14	1:39.853	29.295	37.961	32.597	230.7	10:06:32.135
15	1:57.110 P	30.548	41.583	44.979	231.2	10:12:20.892	15	1:40.350	29.339	38.122	32.889	231.2	10:08:12.485

3 Kaylen Frederick R Dallara F312 **6** Alessandro Bracalente R Dallara F312
 RP Motorsport RP Motorsport

Lap D	Time	Sector 1	Sector 2	Sector 3	T. Spd	Elapsed	Lap D	Time	Sector 1	Sector 2	Sector 3	T. Spd	Elapsed
1	9:42:06.668	9:40:50.209	40.846	35.613	143.6	9:42:06.668	1	9:42:18.733	9:40:55.227	47.258	36.248	137.9	9:42:18.733
2	1:47.321 P	29.778	38.642	38.901	230.7	9:43:53.989	2	1:44.510	30.632	40.017	33.861	232.7	9:44:03.243
3	3:33.869	2:13.539	46.222	34.108	137.5	9:47:27.858	3	1:48.049 P	29.718	38.998	39.333	232.2	9:45:51.292
4	1:40.336	29.494	38.357	32.485	233.2	9:49:08.194	4	3:42.278	2:20.836	46.035	35.407	148.7	9:49:33.570
5	1:39.323	28.892	38.040	32.391	235.8	9:50:47.517	5	1:45.935	30.210	39.602	36.123	228.8	9:51:19.505
6	1:40.885	28.922	38.055	33.908	234.7	9:52:28.402	6	1:42.347	29.518	39.751	33.078	231.7	9:53:01.852
7	1:39.952	29.107	38.226	32.619	233.2	9:54:08.354	7	1:41.306	29.452	38.466	33.388	230.2	9:54:43.158
8	1:39.569	29.008	37.943	32.618	233.2	9:55:47.923	8	1:40.853	29.442	38.252	33.159	229.7	9:56:24.011
9	1:49.816 P	29.236	37.995	42.585	232.2	9:57:37.739	9	1:40.563	29.461	38.260	32.842	229.2	9:58:04.574
10	6:09.617	4:54.503	41.574	33.540	143.2	10:03:47.356	10	1:46.487 P	29.421	38.755	38.311	229.2	9:59:51.061
11	1:45.750	29.409	38.129	38.212	232.7	10:05:33.106	11	4:04.663	2:46.052	43.857	34.754	172.5	10:03:55.724
12	1:39.093	28.923	37.647	32.523	232.2	10:07:12.199	12	1:47.598	30.265	41.898	35.435	229.2	10:05:43.322
13	1:38.812	28.784	37.679	32.349	233.7	10:08:51.011	13	1:40.454	29.189	38.250	33.015	232.7	10:07:23.776
14	1:39.375	28.718	37.730	32.927	234.7	10:10:30.386	14	1:40.130	29.143	38.385	32.602	232.2	10:09:03.906
15	1:56.851 P	30.389	40.466	45.996	232.7	10:12:27.237	15	1:40.989	29.026	39.177	32.786	231.7	10:10:44.895
							16	2:03.967 P	32.171	46.889	44.907	229.2	10:12:48.862

4 Felipe Drugovich R Dallara F312 **6** Alessandro Bracalente R Dallara F312
 RP Motorsport RP Motorsport

Lap D	Time	Sector 1	Sector 2	Sector 3	T. Spd	Elapsed	Lap D	Time	Sector 1	Sector 2	Sector 3	T. Spd	Elapsed
1	9:41:58.362	9:40:43.554	41.530	33.278	153.4	9:41:58.362	1	9:42:18.733	9:40:55.227	47.258	36.248	137.9	9:42:18.733
2	1:44.794 P	29.677	38.351	36.766	228.3	9:43:43.156	2	1:44.510	30.632	40.017	33.861	232.7	9:44:03.243
3	3:34.236	2:18.824	41.482	33.930	145.7	9:47:17.392	3	1:48.049 P	29.718	38.998	39.333	232.2	9:45:51.292
4	1:42.014	29.765	39.244	33.005	231.2	9:48:59.406	4	3:42.278	2:20.836	46.035	35.407	148.7	9:49:33.570
5	1:38.423	28.746	37.730	31.947	234.2	9:50:37.829	5	1:45.935	30.210	39.602	36.123	228.8	9:51:19.505
6	1:38.351	28.846	37.514	31.991	235.2	9:52:16.180	6	1:42.347	29.518	39.751	33.078	231.7	9:53:01.852
7	1:38.355	28.710	37.488	32.157	234.7	9:53:54.535	7	1:41.306	29.452	38.466	33.388	230.2	9:54:43.158
8	1:45.181 P	28.804	37.662	38.715	235.2	9:55:39.716	8	1:40.853	29.442	38.252	33.159	229.7	9:56:24.011
9	8:02.044	6:46.391	41.688	33.965	125.5	10:03:41.760	9	1:40.563	29.461	38.260	32.842	229.2	9:58:04.574
10	1:41.795	30.098	38.961	32.736	218.1	10:05:23.555	10	1:46.487 P	29.421	38.755	38.311	229.2	9:59:51.061
11	1:37.878	28.657	37.346	31.875	233.7	10:07:01.433	11	4:04.663	2:46.052	43.857	34.754	172.5	10:03:55.724
12	1:37.780	28.567	37.254	31.959	234.7	10:08:39.213	12	1:47.598	30.265	41.898	35.435	229.2	10:05:43.322
13	1:37.936	28.629	37.315	31.992	234.7	10:10:17.149	13	1:40.454	29.189	38.250	33.015	232.7	10:07:23.776
14	2:02.206 P	30.832	43.820	47.554	235.2	10:12:19.355	14	1:40.130	29.143	38.385	32.602	232.2	10:09:03.906





Circuit de Barcelona
Euroformula Open
Qualifying - 2
Lap Analysis



8

Lukas Dunner

R

Dallara F312

18

Marcos Siebert

Dallara F312

Drivex School

Campos Racing

Lap	D	Time	Sector 1	Sector 2	Sector 3	T. Spd	Elapsed	Lap	D	Time	Sector 1	Sector 2	Sector 3	T. Spd	Elapsed
1		9:43:10.936	9:41:52.163	44.394	34.379	152.9	9:43:10.936	1		9:43:31.262	9:42:14.078	42.900	34.284	172.8	9:43:31.262
2		1:48.448	31.054	44.849	32.545	206.1	9:44:59.384	2		1:49.804	34.526	41.004	34.274	207.6	9:45:21.066
3		1:39.593	29.200	38.206	32.187	229.2	9:46:38.977	3		1:39.250	29.007	37.872	32.371	233.7	9:47:00.316
4		1:39.233	28.996	38.009	32.228	230.7	9:48:18.210	4		1:39.171	28.877	37.942	32.352	235.2	9:48:39.487
5		1:39.406	29.086	37.962	32.358	232.2	9:49:57.616	5		1:39.229	28.936	37.950	32.343	234.7	9:50:18.716
6		1:44.072	29.085	39.185	35.802	231.2	9:51:41.688	6		1:45.178 P	28.934	38.090	38.154	234.7	9:52:03.894
7		1:39.221	29.085	37.854	32.282	231.7	9:53:20.909	7		11:29.397	10:13.493	41.901	34.003	168.4	10:03:33.291
8		1:44.191 P	28.868	38.014	37.309	231.7	9:55:05.100	8		1:44.112	31.270	39.151	33.691	197.0	10:05:17.403
9		7:58.454	6:43.237	41.405	33.812	159.5	10:03:03.554	9		1:38.415	28.930	37.500	31.985	230.2	10:06:55.818
10		1:42.451	30.552	39.565	32.334	207.6	10:04:46.005	10		1:38.427	28.945	37.488	31.994	231.2	10:08:34.245
11		1:38.963	28.929	37.852	32.182	231.7	10:06:24.968	11		1:38.488	28.874	37.400	32.214	231.7	10:10:12.733
12		1:38.929	28.997	37.783	32.149	232.7	10:08:03.897	12		2:03.644 P	33.170	44.484	45.990	220.8	10:12:16.377
13		1:40.503	28.688	39.376	32.439	234.2	10:09:44.400	22 Patrick Schott R Dallara F312							
14		1:38.444	28.820	37.549	32.075	232.7	10:11:22.844	Drivex School							
15		2:08.492 P	29.729	47.959	50.804	232.7	10:13:31.336								

10

Bent Viscaal

R

Dallara F312

Teo Martin Motorsport

Lap	D	Time	Sector 1	Sector 2	Sector 3	T. Spd	Elapsed	Lap	D	Time	Sector 1	Sector 2	Sector 3	T. Spd	Elapsed
1		9:43:21.194	9:42:03.526	43.100	34.568	172.2	9:43:21.194	1		9:43:28.091	9:42:08.872	43.978	35.241	152.7	9:43:28.091
2		1:47.238	30.772	43.995	32.471	216.8	9:45:08.432	2		1:44.800	30.206	40.654	33.940	232.2	9:45:12.891
3		1:38.910	28.865	37.750	32.295	235.2	9:46:47.342	3		1:40.876	29.282	38.464	33.130	234.2	9:46:53.767
4		1:38.813	28.735	37.860	32.218	236.3	9:48:26.155	4		1:40.277	29.095	38.221	32.961	233.2	9:48:34.044
5		1:39.333	28.796	38.254	32.283	236.8	9:50:05.488	5		1:40.373	29.169	38.334	32.870	233.2	9:50:14.417
6		1:44.250 P	28.751	37.694	37.805	235.8	9:51:49.738	6		1:40.432	29.246	38.303	32.883	231.7	9:51:54.849
7		12:33.546	11:19.945	40.352	33.249	166.6	10:04:23.284	7		1:50.675 P	29.174	39.879	41.622	230.7	9:53:45.524
8		1:40.004	29.920	37.766	32.318	223.6	10:06:03.288	8		9:00.223	7:39.804	45.417	35.002	175.0	10:02:45.747
9		1:37.957	28.799	37.220	31.938	233.2	10:07:41.245	9		1:46.549	31.213	40.368	34.968	210.5	10:04:32.296
10		1:37.610	28.634	37.102	31.874	234.7	10:09:18.855	10		1:40.417	29.444	38.273	32.700	231.7	10:06:12.713
11		1:37.771	28.533	37.298	31.940	235.8	10:10:56.626	11		1:39.759	29.182	38.106	32.471	231.2	10:07:52.472
12			44.642	1:03.915		132.0		12		1:39.686	28.962	37.860	32.864	232.2	10:09:32.158
								13		1:51.757 P	29.093	38.038	44.626	231.7	10:11:23.915
								28 Cameron Das Dallara F312							
								Carlin Motorsport							

11

Brad Benavides

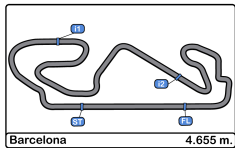
R

Dallara F312

Campos Racing

Lap	D	Time	Sector 1	Sector 2	Sector 3	T. Spd	Elapsed	Lap	D	Time	Sector 1	Sector 2	Sector 3	T. Spd	Elapsed
1		9:42:28.914	9:41:05.869	43.912	39.133	161.4	9:42:28.914	1		9:42:31.399 P	9:41:06.452	46.011	38.936	147.5	9:42:31.399
2		1:42.592	30.006	39.452	33.134	228.8	9:44:11.506	2		3:43.174	2:27.834	41.391	33.949	175.6	9:46:14.573
3		1:40.851	29.372	38.714	32.765	231.2	9:45:52.357	3		1:44.039	31.603	39.178	33.258	209.3	9:47:58.612
4		1:40.401	29.115	38.623	32.663	232.7	9:47:32.758	4		1:39.139	28.863	37.828	32.448	232.2	9:49:37.751
5		1:40.259	29.014	38.303	32.942	236.8	9:49:13.017	5		1:39.135	28.911	37.778	32.446	233.7	9:51:16.886
6		1:39.873	28.972	38.161	32.740	235.8	9:50:52.890	6		1:39.094	28.999	37.746	32.349	232.2	9:52:55.980
7		1:39.564	28.852	38.208	32.504	236.8	9:52:32.454	7		1:43.083 P	28.983	37.715	36.385	233.2	9:54:39.063
8		1:48.219 P	29.229	39.948	39.042	236.8	9:54:20.673	8		9:24.883	8:02.825	43.253	38.805	171.9	10:04:03.946
9		7:58.702	6:35.483	47.857	35.362	153.8	10:02:19.375	9		1:45.172	30.066	40.093	35.013	219.5	10:05:49.118
10		1:42.232	29.783	38.914	33.535	228.8	10:04:01.607	10		1:40.470	28.874	38.510	33.086	231.7	10:07:29.588
11		1:39.904	29.068	38.121	32.715	233.2	10:05:41.511	11		1:38.696	28.804	37.458	32.434	232.2	10:09:08.284
12		1:39.127	28.957	37.788	32.382	233.7	10:07:20.638	12		1:38.850	28.862	37.697	32.291	233.2	10:10:47.134
13		1:39.035	28.883	37.842	32.310	234.2	10:08:59.673	13		1:56.203 P	31.701	44.645	39.857	219.5	10:12:43.337
14		1:47.322 P	28.793	38.319	40.210	234.7	10:10:46.995								





Circuit de Barcelona
Euroformula Open
Qualifying - 2
Lap Analysis



34

Matheus Iorio

Dallara F312

77

Guilherme Samaia

Dallara F312

Carlin Motorsport

RP Motorsport

Lap	D	Time	Sector 1	Sector 2	Sector 3	T. Spd	Elapsed	Lap	D	Time	Sector 1	Sector 2	Sector 3	T. Spd	Elapsed
1		9:42:16.315 P	9:40:55.204	42.222	38.889	134.8	9:42:16.315	1		9:42:00.143	9:40:44.659	41.675	33.809	158.8	9:42:00.143
2		2:38.417 P	1:22.003	40.024	36.390	137.2	9:44:54.732	2		1:47.550 P	29.910	39.236	38.404	230.2	9:43:47.693
3		2:45.624	1:31.679	40.256	33.689	150.0	9:47:40.356	3		3:42.840	2:17.147	42.338	43.355	172.8	9:47:30.533
4		1:39.986	29.342	38.191	32.453	231.7	9:49:20.342	4		1:41.009	29.438	38.911	32.660	234.2	9:49:11.542
5		1:39.881	29.125	38.254	32.502	233.2	9:51:00.223	5		1:39.622	28.979	38.075	32.568	235.2	9:50:51.164
6		1:39.299	28.948	37.893	32.458	232.7	9:52:39.522	6		1:39.299	28.963	38.102	32.234	234.7	9:52:30.463
7		1:39.195	28.989	37.822	32.384	232.7	9:54:18.717	7		1:39.309	28.928	37.877	32.504	236.3	9:54:09.772
8		1:45.675 P	28.949	38.805	37.921	232.2	9:56:04.392	8		1:47.620 P	30.504	39.099	38.017	236.8	9:55:57.392
9		6:11.415	4:55.936	41.596	33.883	164.1	10:02:15.807	9		7:46.725	6:30.742	41.994	33.989	160.7	10:03:44.117
10		1:41.730	30.218	38.787	32.725	226.8	10:03:57.537	10		1:44.274	29.715	38.846	35.713	232.7	10:05:28.391
11		1:39.395	28.961	38.061	32.373	234.7	10:05:36.932	11		1:39.376	29.016	37.809	32.551	232.2	10:07:07.767
12		1:38.858	28.869	37.756	32.233	231.7	10:07:15.790	12		1:39.684	28.986	38.396	32.302	233.7	10:08:47.451
13		1:38.615	28.837	37.604	32.174	232.7	10:08:54.405	13		1:39.217	28.927	38.006	32.284	234.2	10:10:26.668
14		1:38.631	28.771	37.669	32.191	233.7	10:10:33.036	14		1:57.721 P	30.278	41.118	46.325	234.7	10:12:24.389
15		2:02.547 P	31.460	43.901	47.186	231.7	10:12:35.583								

51

Aldo Festante

R

Dallara F312

Teo Martin Motorsport

Lap	D	Time	Sector 1	Sector 2	Sector 3	T. Spd	Elapsed
1		9:42:16.827	9:40:58.929	43.594	34.304	166.1	9:42:16.827
2		1:41.720	29.886	39.164	32.670	236.3	9:43:58.547
3		1:40.797	29.496	38.639	32.662	232.2	9:45:39.344
4		1:48.070 P	29.710	39.100	39.260	233.2	9:47:27.414
5		3:57.352	2:41.604	41.769	33.979	169.5	9:51:24.766
6		1:45.150	29.733	39.813	35.604	231.7	9:53:09.916
7		1:39.652	29.117	38.246	32.289	232.7	9:54:49.568
8		1:38.826	28.904	37.769	32.153	234.2	9:56:28.394
9		1:46.184 P	28.868	37.993	39.323	234.7	9:58:14.578
10		4:43.558	3:27.937	41.618	34.003	177.6	10:02:58.136
11		1:44.700	29.982	39.692	35.026	229.7	10:04:42.836
12		1:39.341	29.105	37.925	32.311	232.2	10:06:22.177
13		1:39.304	29.102	37.822	32.380	232.7	10:08:01.481
14		1:38.967	28.831	37.785	32.351	233.7	10:09:40.448
15		1:39.296	28.765	37.937	32.594	234.2	10:11:19.744
16		2:08.310 P	30.775	47.585	49.950	232.2	10:13:28.054

58

Javier Gonzalez

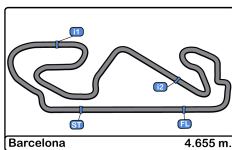
R

Dallara F312

Drivex School

Lap	D	Time	Sector 1	Sector 2	Sector 3	T. Spd	Elapsed
1		9:42:16.170	9:40:56.533	43.555	36.082	152.5	9:42:16.170
2		1:46.280 P	29.438	38.158	38.684	231.2	9:44:02.450
3		3:16.984	2:00.851	42.336	33.797	165.1	9:47:19.434
4		1:41.983	29.966	39.193	32.824	226.8	9:49:01.417
5		1:38.976	28.843	37.860	32.273	233.7	9:50:40.393
6		1:41.515	28.956	38.759	33.800	233.7	9:52:21.908
7		1:49.527 P	29.030	37.926	42.571	232.2	9:54:11.435
8		8:33.400	7:12.763	45.373	35.264	159.0	10:02:44.835
9		1:45.688	30.932	40.209	34.547	206.5	10:04:30.523
10		1:39.152	29.080	37.882	32.190	230.2	10:06:09.675
11		1:40.937	29.049	37.715	34.173	231.2	10:07:50.612
12		1:38.881	28.989	37.808	32.084	231.2	10:09:29.493
13		1:39.051	28.980	37.767	32.304	231.7	10:11:08.544
14		2:16.502 P	38.256	49.907	48.339	230.7	10:13:25.046



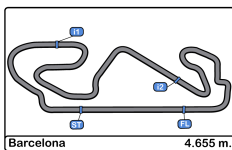


Circuito de Barcelona
Euroformula Open
Qualifying - 2
Best Sectors Results



Sector - 1				Sector - 2				Sector - 3				Ideal Lap vs Best Lap				
Clas	Nº	Driver	Time	Nº	Driver	Time	Nº	Driver	Time	Clas	Nº	Driver	Ideal Lap	Best Lap	Clas	
1	10	Bent Viscaal	28.533	10	Bent Viscaal	37.102	10	Bent Viscaal	31.874	1	10	Bent Viscaal	1:37.509	1:37.610	1	
2	4	Felipe Drugovich	28.567	4	Felipe Drugovich	37.254	4	Felipe Drugovich	31.875	2	4	Felipe Drugovich	1:37.696	1:37.780	2	
3	8	Lukas Dunner	28.688	18	Marcos Siebert	37.400	18	Marcos Siebert	31.985	3	18	Marcos Siebert	1:38.259	1:38.415	3	
4	3	Kaylen Frederick	28.718	28	Cameron Das	37.458	8	Lukas Dunner	32.075	4	8	Lukas Dunner	1:38.312	1:38.444	4	
5	51	Aldo Festante	28.765	8	Lukas Dunner	37.549	58	Javier Gonzalez	32.084	5	34	Matheus Iorio	1:38.549	1:38.615	5	
6	34	Matheus Iorio	28.771	34	Matheus Iorio	37.604	51	Aldo Festante	32.153	6	1	David Schumacher	1:38.553	1:38.682	6	
7	1	David Schumacher	28.771	1	David Schumacher	37.627	1	David Schumacher	32.155	7	28	Cameron Das	1:38.553	1:38.696	7	
8	11	Brad Benavides	28.793	3	Kaylen Frederick	37.647	34	Matheus Iorio	32.174	8	58	Javier Gonzalez	1:38.642	1:38.881	10	
9	28	Cameron Das	28.804	58	Javier Gonzalez	37.715	77	Guilherme Samaia	32.234	9	51	Aldo Festante	1:38.687	1:38.826	9	
10	58	Javier Gonzalez	28.843	51	Aldo Festante	37.769	28	Cameron Das	32.291	10	3	Kaylen Frederick	1:38.714	1:38.812	8	
11	18	Marcos Siebert	28.874	11	Brad Benavides	37.788	11	Brad Benavides	32.310	11	11	Brad Benavides	1:38.891	1:39.035	11	
12	77	Guilherme Samaia	28.927	77	Guilherme Samaia	37.809	3	Kaylen Frederick	32.349	12	77	Guilherme Samaia	1:38.970	1:39.217	12	
13	22	Patrick Schott	28.962	22	Patrick Schott	37.860	22	Patrick Schott	32.471	13	22	Patrick Schott	1:39.293	1:39.686	13	
14	6	Alessandro Bracalente	29.026	5	Dev Gore	37.915	5	Dev Gore	32.474	14	5	Dev Gore	1:39.533	1:39.713	14	
15	5	Dev Gore	29.144	6	Alessandro Bracalente	38.250	6	Alessandro Bracalente	32.602	15	6	Alessandro Bracalente	1:39.878	1:40.130	15	



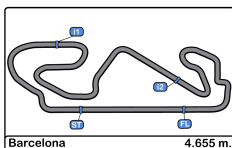


Circuito de Barcelona
Euroformula Open
Qualifying - 2
Best 5 Lap Times



Cls	Nº	Entrant	Nat	Driver	Nat	Cat	Cls	Chassis	Team	Best 1		Best 2		Best 3		Best 4		Best 5	
										Time	Lap	Time	Lap	Time	Lap	Time	Lap	Time	Lap
1	10	RACE	ESP	Bent Viscaal	NLD	R	1	Dallara F312	Teo Martin Motorsport	1:37.610	10	1:37.771	11	1:37.957	9	1:38.813	4	1:38.910	3
2	4	RP Motorsport	ITA	Felipe Drugovich	BRA			Dallara F312	RP Motorsport	1:37.780	12	1:37.878	11	1:37.936	13	1:38.351	6	1:38.355	7
3	18	Campos Racing	ESP	Marcos Siebert	ARG			Dallara F312	Campos Racing	1:38.415	9	1:38.427	10	1:38.488	11	1:39.171	4	1:39.229	5
4	8	Drivex School	ESP	Lukas Dunner	AUT	R	2	Dallara F312	Drivex School	1:38.444	14	1:38.929	12	1:38.963	11	1:39.221	7	1:39.233	4
5	34	Carlin Motorsport	GBR	Matheus Iorio	BRA			Dallara F312	Carlin Motorsport	1:38.615	13	1:38.631	14	1:38.858	12	1:39.195	7	1:39.299	6
6	1	RP Motorsport	ITA	David Schumacher	DEU	R	3	Dallara F312	RP Motorsport	1:38.682	14	1:38.934	6	1:39.003	12	1:39.106	8	1:39.379	5
7	28	Carlin Motorsport	GBR	Cameron Das	USA			Dallara F312	Carlin Motorsport	1:38.696	11	1:38.850	12	1:39.094	6	1:39.135	5	1:39.139	4
8	3	RP Motorsport	ITA	Kaylen Frederick	USA	R	4	Dallara F312	RP Motorsport	1:38.812	13	1:39.093	12	1:39.323	5	1:39.375	14	1:39.569	8
9	51	RACE	ESP	Aldo Festante	ITA	R	5	Dallara F312	Teo Martin Motorsport	1:38.826	8	1:38.967	14	1:39.296	15	1:39.304	13	1:39.341	12
10	58	Drivex School	ESP	Javier Gonzalez	MEX	R	6	Dallara F312	Drivex School	1:38.881	12	1:38.976	5	1:39.051	13	1:39.152	10	1:40.937	11
11	11	Campos Racing	ESP	Brad Benavides	USA	R	7	Dallara F312	Campos Racing	1:39.035	13	1:39.127	12	1:39.564	7	1:39.873	6	1:39.904	11
12	77	RP Motorsport	ITA	Guilherme Samaia	BRA			Dallara F312	RP Motorsport	1:39.217	13	1:39.299	6	1:39.309	7	1:39.376	11	1:39.622	5
13	22	Drivex School	ESP	Patrick Schott	CHE	R	8	Dallara F312	Drivex School	1:39.686	12	1:39.759	11	1:40.277	4	1:40.373	5	1:40.417	10
14	5	Carlin Motorsport	GBR	Dev Gore	USA	R	9	Dallara F312	Carlin Motorsport	1:39.713	17	1:39.780	16	1:39.853	14	1:39.856	10	1:40.026	9
15	6	RP Motorsport	ITA	Alessandro Bracalente	ITA			Dallara F312	RP Motorsport	1:40.130	14	1:40.454	13	1:40.563	9	1:40.853	8	1:40.989	15





Circuit de Barcelona
Euroformula Open
Qualifying - 2
Best 5 Top Speeds



Cls	Nº	Entrant	Nat	Driver	Nat	Cat	Cls	Chassis	Team	Top 1		Top 2		Top 3		Top 4		Top 5		Avg
										Km/h	Lap	Km/h	Lap	Km/h	Lap	Km/h	Lap	Km/h	Lap	
1	10	RACE	ESP	Bent Viscaal	NLD	R	1	Dallara F312	Teo Martin Motorsport	236.8	5	236.3	4	235.8	6	235.8	11	235.2	3	236.0
2	11	Campos Racing	ESP	Brad Benavides	USA	R	2	Dallara F312	Campos Racing	236.8	5	236.8	7	236.8	8	235.8	6	234.7	14	236.2
3	77	RP Motorsport	ITA	Guilherme Samaia	BRA			Dallara F312	RP Motorsport	236.8	8	236.3	7	235.2	5	234.7	6	234.7	14	235.6
4	51	RACE	ESP	Aldo Festante	ITA	R	3	Dallara F312	Teo Martin Motorsport	236.3	2	234.7	9	234.2	8	234.2	15	233.7	14	234.6
5	3	RP Motorsport	ITA	Kaylen Frederick	USA	R	4	Dallara F312	RP Motorsport	235.8	5	234.7	6	234.7	14	233.7	13	233.2	4	234.4
6	4	RP Motorsport	ITA	Felipe Drugovich	BRA			Dallara F312	RP Motorsport	235.2	6	235.2	8	235.2	14	234.7	7	234.7	12	235.0
7	5	Carlin Motorsport	GBR	Dev Gore	USA	R	5	Dallara F312	Carlin Motorsport	235.2	3	234.7	4	234.7	6	233.7	5	232.2	17	234.1
8	18	Campos Racing	ESP	Marcos Siebert	ARG			Dallara F312	Campos Racing	235.2	4	234.7	5	234.7	6	233.7	3	231.7	11	234.0
9	34	Carlin Motorsport	GBR	Matheus Iorio	BRA			Dallara F312	Carlin Motorsport	234.7	11	233.7	14	233.2	5	232.7	6	232.7	7	233.4
10	1	RP Motorsport	ITA	David Schumacher	DEU	R	6	Dallara F312	RP Motorsport	234.2	13	234.2	14	233.7	6	233.7	7	233.7	9	233.9
11	8	Drivex School	ESP	Lukas Dunner	AUT	R	7	Dallara F312	Drivex School	234.2	13	232.7	12	232.7	14	232.7	15	232.2	5	232.9
12	22	Drivex School	ESP	Patrick Schott	CHE	R	8	Dallara F312	Drivex School	234.2	3	233.2	4	233.2	5	232.2	2	232.2	12	233.0
13	28	Carlin Motorsport	GBR	Cameron Das	USA			Dallara F312	Carlin Motorsport	233.7	5	233.2	7	233.2	12	232.2	4	232.2	6	232.9
14	58	Drivex School	ESP	Javier Gonzalez	MEX	R	9	Dallara F312	Drivex School	233.7	5	233.7	6	232.2	7	231.7	13	231.2	2	232.5
15	6	RP Motorsport	ITA	Alessandro Bracalente	ITA			Dallara F312	RP Motorsport	232.7	2	232.7	13	232.2	3	232.2	14	231.7	6	232.3



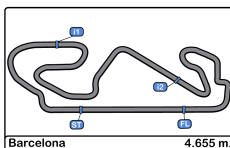


Circuit de Barcelona
Euroformula Open
Qualifying - 2
Fastest Laps Sequence



Lap	Time of Day	Session Time	Nº	Entrant	Nat	Driver	Nat	Cat	Chassis	Team	Time	Km/h
2	9:43:43.156	3:43.156	4	RP Motorsport	ITA	Felipe Drugovich	BRA		Dallara F312	RP Motorsport	1:44.794	159.9
2	9:43:44.733	3:44.733	1	RP Motorsport	ITA	David Schumacher	DEU	R	Dallara F312	RP Motorsport	1:42.429	163.6
2	9:43:58.547	3:58.547	51	RACE	ESP	Aldo Festante	ITA	R	Dallara F312	Teo Martin Motorsport	1:41.720	164.7
3	9:45:39.344	5:39.344	51	RACE	ESP	Aldo Festante	ITA	R	Dallara F312	Teo Martin Motorsport	1:40.797	166.2
3	9:46:38.977	6:38.977	8	Drivex School	ESP	Lukas Dunner	AUT	R	Dallara F312	Drivex School	1:39.593	168.2
3	9:46:47.342	6:47.342	10	RACE	ESP	Bent Viscaal	NLD	R	Dallara F312	Teo Martin Motorsport	1:38.910	169.4
4	9:48:26.155	8:26.155	10	RACE	ESP	Bent Viscaal	NLD	R	Dallara F312	Teo Martin Motorsport	1:38.813	169.5
5	9:50:37.829	10:37.829	4	RP Motorsport	ITA	Felipe Drugovich	BRA		Dallara F312	RP Motorsport	1:38.423	170.2
6	9:52:16.180	12:16.180	4	RP Motorsport	ITA	Felipe Drugovich	BRA		Dallara F312	RP Motorsport	1:38.351	170.3
11	10:07:01.433	27:01.433	4	RP Motorsport	ITA	Felipe Drugovich	BRA		Dallara F312	RP Motorsport	1:37.878	171.2
12	10:08:39.213	28:39.213	4	RP Motorsport	ITA	Felipe Drugovich	BRA		Dallara F312	RP Motorsport	1:37.780	171.3
10	10:09:18.855	29:18.855	10	RACE	ESP	Bent Viscaal	NLD	R	Dallara F312	Teo Martin Motorsport	1:37.610	171.6



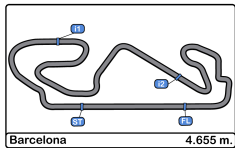


Circuito de Barcelona
Euroformula Open
Qualifying - 2
Event Best Maximum Speed



Nº	Entrant	Nat	Driver	Nat	Cat	Clas	Chassis	Team	Km/h	Session
51	RACE	ESP	Aldo Festante	ITA	R	1	Dallara F312	Teo Martin Motorsport	246.5	Race - 1
10	RACE	ESP	Bent Viscaal	NLD	R	2	Dallara F312	Teo Martin Motorsport	245.4	Race - 1
8	Drivex School	ESP	Lukas Dunner	AUT	R	3	Dallara F312	Drivex School	245.4	Race - 1
3	RP Motorsport	ITA	Kaylen Frederick	USA	R	4	Dallara F312	RP Motorsport	245.4	Race - 1
11	Campos Racing	ESP	Brad Benavides	USA	R	5	Dallara F312	Campos Racing	244.8	Race - 1
6	RP Motorsport	ITA	Alessandro Bracalente	ITA			Dallara F312	RP Motorsport	244.8	Race - 1
34	Carlin Motorsport	GBR	Matheus Iorio	BRA			Dallara F312	Carlin Motorsport	244.8	Race - 1
28	Carlin Motorsport	GBR	Cameron Das	USA			Dallara F312	Carlin Motorsport	244.8	Race - 1
77	RP Motorsport	ITA	Guilherme Samaia	BRA			Dallara F312	RP Motorsport	244.3	Race - 1
4	RP Motorsport	ITA	Felipe Drugovich	BRA			Dallara F312	RP Motorsport	243.7	Free Practice - 2
1	RP Motorsport	ITA	David Schumacher	DEU	R	6	Dallara F312	RP Motorsport	243.7	Race - 1
58	Drivex School	ESP	Javier Gonzalez	MEX	R	7	Dallara F312	Drivex School	242.6	Race - 1
5	Carlin Motorsport	GBR	Dev Gore	USA	R	8	Dallara F312	Carlin Motorsport	242.6	Race - 1
22	Drivex School	ESP	Patrick Schott	CHE	R	9	Dallara F312	Drivex School	241.0	Race - 1
18	Campos Racing	ESP	Marcos Siebert	ARG			Dallara F312	Campos Racing	240.5	Free Practice - 1





Circuit de Barcelona
Euroformula Open
Qualifying - 2
Pit Stop Analysis



1 David Schumacher R RP Motorsport
 Dallara F312

Nr.	In Day Time	In Time	Out Time	Pit Time	T. Pit Time	Handicap	Penalty
1	9:45:27.790	9:45:27.790	9:47:06.300	1:38.510	1:38.510		
2	9:57:11.290	9:57:11.290	10:01:52.725	4:41.435	6:19.945		

3 Kaylen Frederick R RP Motorsport
 Dallara F312

Nr.	In Day Time	In Time	Out Time	Pit Time	T. Pit Time	Handicap	Penalty
1	9:43:51.355	9:43:51.355	9:45:32.215	1:40.860	1:40.860		
2	9:57:35.175	9:57:35.175	10:01:57.227	4:22.052	6:02.912		

4 Felipe Drugovich RP Motorsport
 Dallara F312

Nr.	In Day Time	In Time	Out Time	Pit Time	T. Pit Time	Handicap	Penalty
1	9:43:40.665	9:43:40.665	9:45:25.915	1:45.250	1:45.250		
2	9:55:37.168	9:55:37.168	10:01:48.161	6:10.993	7:56.243		

5 Dev Gore R Carlin Motorsport
 Dallara F312

Nr.	In Day Time	In Time	Out Time	Pit Time	T. Pit Time	Handicap	Penalty
1	9:50:47.876	9:50:47.876	9:51:48.442	1:00.566	1:00.566		
2	10:00:24.350	10:00:24.350	10:01:18.802	54.452	1:55.018		

6 Alessandro Bracalente RP Motorsport
 Dallara F312

Nr.	In Day Time	In Time	Out Time	Pit Time	T. Pit Time	Handicap	Penalty
1	9:45:48.312	9:45:48.312	9:47:33.808	1:45.496	1:45.496		
2	9:59:48.504	9:59:48.504	10:02:03.204	2:14.700	4:00.196		

8 Lukas Dunner R Drivex School
 Dallara F312

Nr.	In Day Time	In Time	Out Time	Pit Time	T. Pit Time	Handicap	Penalty
1	9:55:02.611	9:55:02.611	10:01:15.014	6:12.403	6:12.403		

10 Bent Viscaal R Teo Martin Motorsport
 Dallara F312

Nr.	In Day Time	In Time	Out Time	Pit Time	T. Pit Time	Handicap	Penalty
1	9:51:47.222	9:51:47.222	10:02:35.983	10:48.76	10:48.761		

11 Brad Benavides R Campos Racing
 Dallara F312

Nr.	In Day Time	In Time	Out Time	Pit Time	T. Pit Time	Handicap	Penalty
1	9:54:18.218	9:54:18.218	10:00:19.573	6:01.355	6:01.355		

18 Marcos Siebert Campos Racing
 Dallara F312

Nr.	In Day Time	In Time	Out Time	Pit Time	T. Pit Time	Handicap	Penalty
1	9:52:01.354	9:52:01.354	10:01:43.010	9:41.656	9:41.656		

22 Patrick Schott R Drivex School
 Dallara F312

Nr.	In Day Time	In Time	Out Time	Pit Time	T. Pit Time	Handicap	Penalty
1	9:53:43.071	9:53:43.071	10:00:49.956	7:06.885	7:06.885		

28 Cameron Das Carlin Motorsport
 Dallara F312

Nr.	In Day Time	In Time	Out Time	Pit Time	T. Pit Time	Handicap	Penalty
1	9:42:28.920	9:42:28.920	9:44:26.064	1:57.144	1:57.144		
2	9:54:36.576	9:54:36.576	10:02:07.476	7:30.900	9:28.044		

34 Matheus Iorio Carlin Motorsport
 Dallara F312

Nr.	In Day Time	In Time	Out Time	Pit Time	T. Pit Time	Handicap	Penalty
1	9:42:13.823	9:42:13.823	9:43:05.002	51.179	51.179		
2	9:44:52.219	9:44:52.219	9:45:53.412	1:01.193	1:52.372		
3	9:56:01.909	9:56:01.909	10:00:25.795	4:23.886	6:16.258		

51 Aldo Festante R Teo Martin Motorsport
 Dallara F312

Nr.	In Day Time	In Time	Out Time	Pit Time	T. Pit Time	Handicap	Penalty
1	9:47:24.867	9:47:24.867	9:49:33.267	2:08.400	2:08.400		
2	9:58:12.114	9:58:12.114	10:01:09.484	2:57.370	5:05.770		

58 Javier Gonzalez R Drivex School
 Dallara F312

Nr.	In Day Time	In Time	Out Time	Pit Time	T. Pit Time	Handicap	Penalty
1	9:43:59.969	9:43:59.969	9:45:27.766	1:27.797	1:27.797		
2	9:54:08.965	9:54:08.965	10:00:48.158	6:39.193	8:06.990		

77 Guilherme Samaia RP Motorsport
 Dallara F312

Nr.	In Day Time	In Time	Out Time	Pit Time	T. Pit Time	Handicap	Penalty
1	9:43:44.930	9:43:44.930	9:45:31.245	1:46.315	1:46.315		
2	9:55:54.551	9:55:54.551	10:01:53.732	5:59.181	7:45.496		

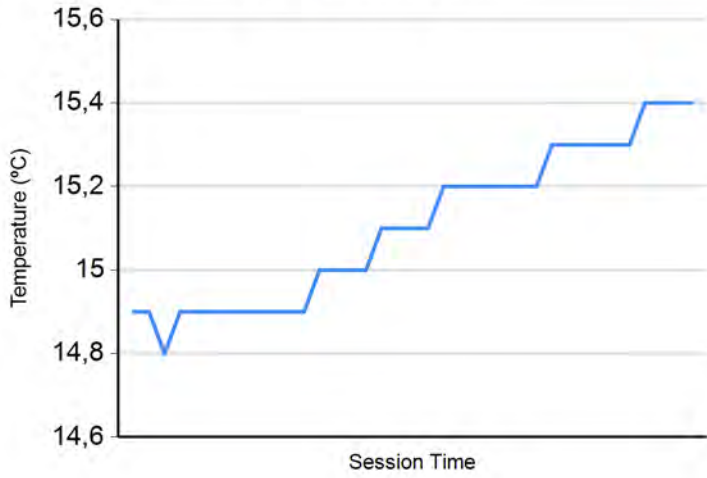




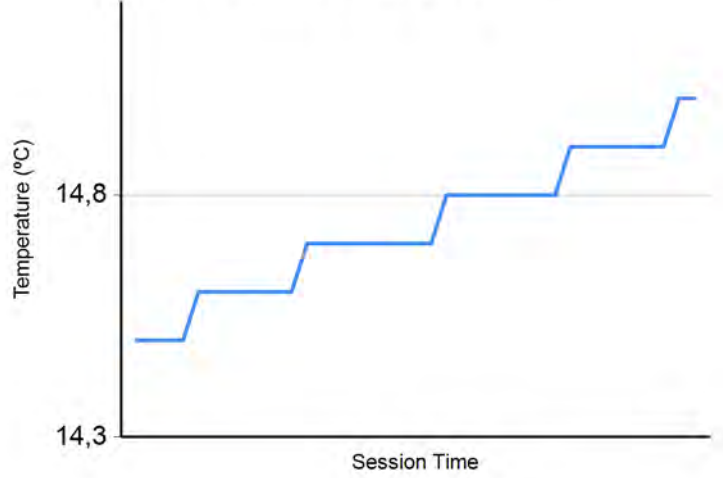
Circuit de Barcelona
Euroformula Open
Qualifying - 2
Weather Report



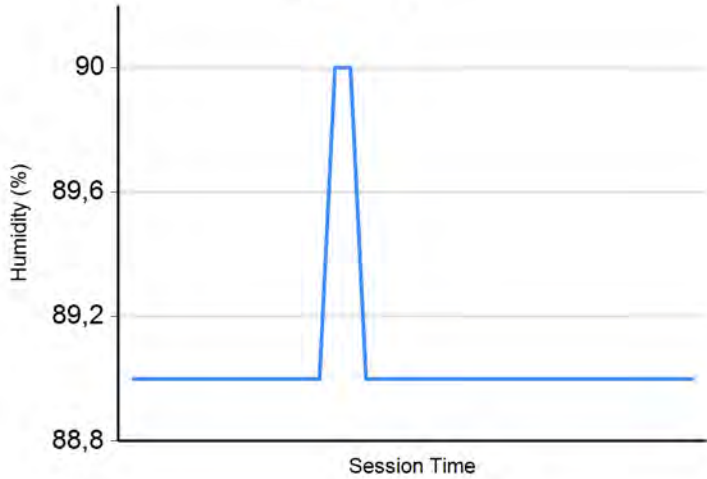
Air Temperature



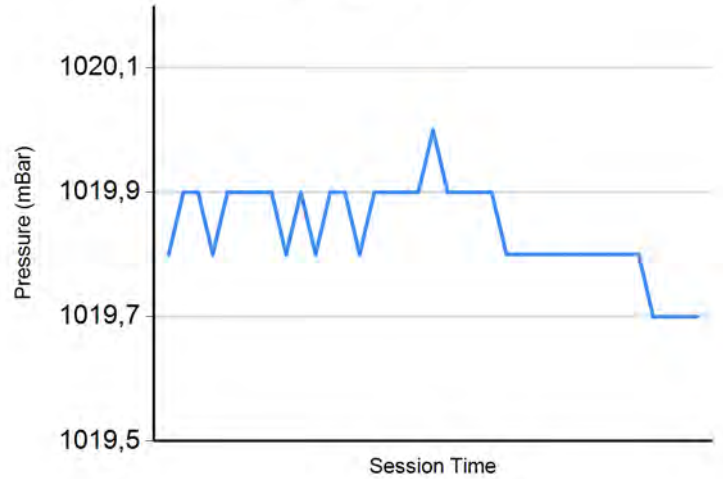
Track Temperature



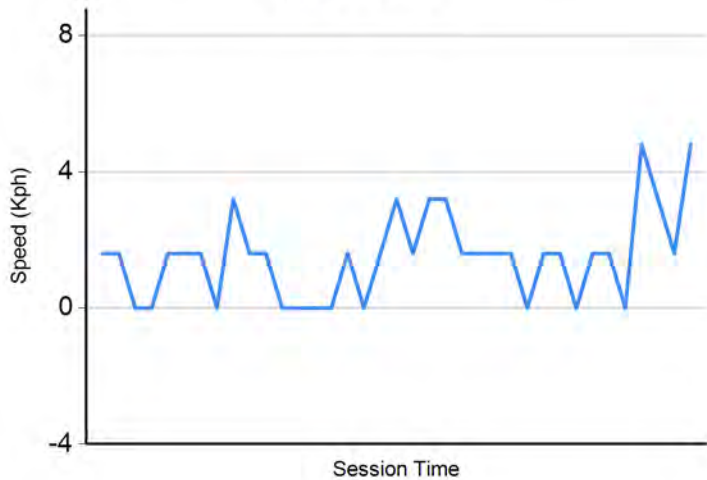
Humidity



Pressure

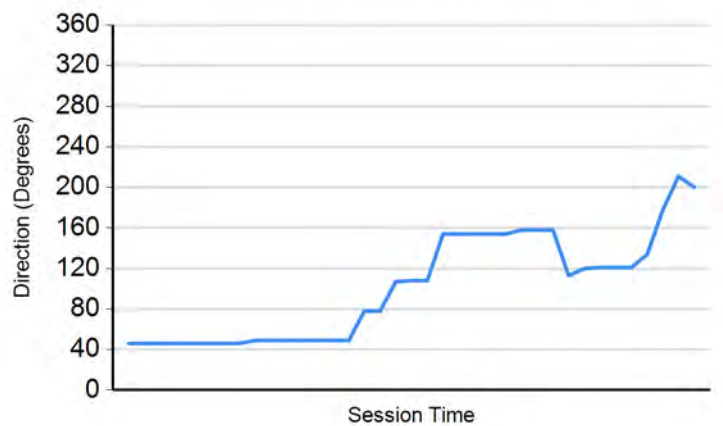


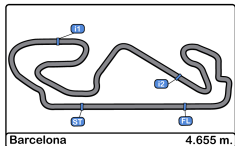
Wind Speed



Wind direction

North = 0°/360° Est = 90° South = 180° West = 270°





Circuit de Barcelona
Euroformula Open
Race - 2
Starting Grid



14	5	Dev Gore	1:39.713
12	77	Guilherme Samaia	1:39.217
10	58	Javier Gonzalez	1:38.881
8	3	Kaylen Frederick	1:38.812
6	1	David Schumacher	1:38.682
4	8	Lukas Dunner	1:38.444
2	4	Felipe Drugovich	1:37.780

.8.	15	6	Alessandro Bracalente	1:40.130
.7.	13	22	Patrick Schott	1:39.686
.6.	11	11	Brad Benavides	1:39.035
.5.	9	51	Aldo Festante	1:38.826
.4.	7	28	Cameron Das	1:38.696
.3.	5	34	Matheus Iorio	1:38.615
.2.	3	18	Marcos Siebert	1:38.415
.1.	1	10	Bent Viscaal	1:37.610



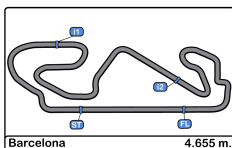
Pole

Published at:.....

Stewards:

Timekeeper:





Circuito de Barcelona
Euroformula Open
Race - 2
Provisional Results



Cls	Nº	Entrant	Nat	Driver	Nat	Cat	Cls	Chassis	Team	Laps	Total Time	Gap	Interval	Km/h	Best	Time	Km/h
1	4	RP Motorsport	ITA	Felipe Drugovich	BRA			Dallara F312	RP Motorsport	19	36:11.462			146.6	12	1:39.415	168.5
2	10	RACE	ESP	Bent Viscaal	NLD	R	1	Dallara F312	Teo Martin Motorsport	19	36:12.395	0.933	0.933	146.5	12	1:39.287	168.7
3	18	Campos Racing	ESP	Marcos Siebert	ARG			Dallara F312	Campos Racing	19	36:16.166	4.704	3.771	146.3	10	1:40.190	167.2
4	1	RP Motorsport	ITA	David Schumacher	DEU	R	2	Dallara F312	RP Motorsport	19	36:16.897	5.435	0.731	146.2	13	1:40.333	167.0
5	28	Carlin Motorsport	GBR	Cameron Das	USA			Dallara F312	Carlin Motorsport	19	36:17.471	6.009	0.574	146.2	12	1:40.059	167.4
6	77	RP Motorsport	ITA	Guilherme Samaia	BRA			Dallara F312	RP Motorsport	19	36:18.998	7.536	1.527	146.1	11	1:40.951	166.0
7	51	RACE	ESP	Aldo Festante	ITA	R	3	Dallara F312	Teo Martin Motorsport	19	36:20.769	9.307	1.771	146.0	8	1:41.061	165.8
8	58	Drivex School	ESP	Javier Gonzalez	MEX	R	4	Dallara F312	Drivex School	19	36:21.026	9.564	0.257	145.9	19	1:40.912	166.0
9	3	RP Motorsport	ITA	Kaylen Frederick	USA	R	5	Dallara F312	RP Motorsport	19	36:22.419	10.957	1.393	145.8	11	1:40.926	166.0
10	5	Carlin Motorsport	GBR	Dev Gore	USA	R	6	Dallara F312	Carlin Motorsport	19	36:24.003	12.541	1.584	145.7	9	1:41.246	165.5
11	22	Drivex School	ESP	Patrick Schott	CHE	R	7	Dallara F312	Drivex School	19	36:26.971	15.509	2.968	145.5	8	1:41.098	165.7
12	6	RP Motorsport	ITA	Alessandro Bracalente	ITA			Dallara F312	RP Motorsport	18	36:26.680	1 Lap	1 Lap	137.9	18	1:42.254	163.8
13	11	Campos Racing	ESP	Brad Benavides	USA	R	8	Dallara F312	Campos Racing	17	33:06.143	2 Laps	1 Lap	143.4	11	1:40.913	166.0
Not classified: (Requirements: 75% of number laps of leader = 15 Laps)																	
	8	Drivex School	ESP	Lukas Dunner	AUT	R	9	Dallara F312	Drivex School	12	22:17.775	7 Laps	5 Laps	150.3	12	1:40.360	166.9
	34	Carlin Motorsport	GBR	Matheus Iorio	BRA			Dallara F312	Carlin Motorsport	2	3:30.829	17 Laps	10 Laps	158.9	2	1:41.496	165.1

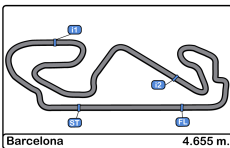
Fastest lap Bent Viscaal in 1:39.287 at 168.8 Km/h in lap 12

Published at:.....

Track Temp: 27.4 °C Air Temp: 23.2 °C Humidity: 62 % Track Status: DRY

Stewards:	Race Director:	Timekeeper:





Circuito de Barcelona
Euroformula Open
Race - 2
Provisional Results by Class



Cls	Nº	Entrant	Nat	Driver	Nat	Cat	Cls	Chassis	Team	Laps	Total Time	Gap	Interval	Km/h	Best	Time	Km/h
1	4	RP Motorsport	ITA	Felipe Drugovich	BRA			Dallara F312	RP Motorsport	19	36:11.462			146.6	12	1:39.415	168.5
2	18	Campos Racing	ESP	Marcos Siebert	ARG			Dallara F312	Campos Racing	19	36:16.166	4.704	4.704	146.3	10	1:40.190	167.2
3	28	Carlin Motorsport	GBR	Cameron Das	USA			Dallara F312	Carlin Motorsport	19	36:17.471	6.009	1.305	146.2	12	1:40.059	167.4
4	77	RP Motorsport	ITA	Guilherme Samaia	BRA			Dallara F312	RP Motorsport	19	36:18.998	7.536	1.527	146.1	11	1:40.951	166.0
5	6	RP Motorsport	ITA	Alessandro Bracalente	ITA			Dallara F312	RP Motorsport	18	36:26.680	1 Lap	1 Lap	137.9	18	1:42.254	163.8

Not classified: (Requirements: 75% of number laps of leader = 15 Laps)

34	Carlin Motorsport	GBR	Matheus Iorio	BRA			Dallara F312	Carlin Motorsport	2	3:30.829	17 Laps	16 Laps	158.9	2	1:41.496	165.1
----	-------------------	-----	---------------	-----	--	--	--------------	-------------------	---	-----------------	---------	---------	-------	---	----------	-------

Rookie

1	10	RACE	ESP	Bent Viscaal	NLD	R	1	Dallara F312	Teo Martin Motorsport	19	36:12.395			146.5	12	1:39.287	168.7
2	1	RP Motorsport	ITA	David Schumacher	DEU	R	2	Dallara F312	RP Motorsport	19	36:16.897	5.435	4.502	146.2	13	1:40.333	167.0
3	51	RACE	ESP	Aldo Festante	ITA	R	3	Dallara F312	Teo Martin Motorsport	19	36:20.769	9.307	3.872	146.0	8	1:41.061	165.8
4	58	Drivex School	ESP	Javier Gonzalez	MEX	R	4	Dallara F312	Drivex School	19	36:21.026	9.564	0.257	145.9	19	1:40.912	166.0
5	3	RP Motorsport	ITA	Kaylen Frederick	USA	R	5	Dallara F312	RP Motorsport	19	36:22.419	10.957	1.393	145.8	11	1:40.926	166.0
6	5	Carlin Motorsport	GBR	Dev Gore	USA	R	6	Dallara F312	Carlin Motorsport	19	36:24.003	12.541	1.584	145.7	9	1:41.246	165.5
7	22	Drivex School	ESP	Patrick Schott	CHE	R	7	Dallara F312	Drivex School	19	36:26.971	15.509	2.968	145.5	8	1:41.098	165.7
8	11	Campos Racing	ESP	Brad Benavides	USA	R	8	Dallara F312	Campos Racing	17	33:06.143	2 Laps	2 Laps	143.4	11	1:40.913	166.0

Not classified: (Requirements: 75% of number laps of leader = 15 Laps)

8	Drivex School	ESP	Lukas Dunner	AUT	R	9	Dallara F312	Drivex School	12	22:17.775	7 Laps	5 Laps	150.3	12	1:40.360	166.9
---	---------------	-----	--------------	-----	---	---	--------------	---------------	----	------------------	--------	--------	-------	----	----------	-------

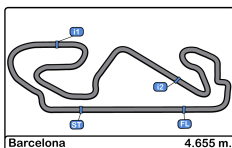
Fastest lap Bent Viscaal in 1:39.287 at 168.8 Km/h in lap 12

Published at:.....

Track Temp: **27.4 °C** Air Temp: **23.2 °C** Humidity: **62 %** Track Status: **DRY**

Stewards:	Race Director:	Timekeeper:





Circuito de Barcelona

Euroformula Open

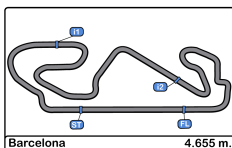
Race - 2

Provisional Classification by Driver Fastest Lap



Clas	Nº	Entrant	Nat	Driver	Nat	Cat	Clas	Chassis	Team	Laps	Best	Time	Gap	Interval	Km/h
1	10	RACE	ESP	Bent Viscaal	NLD	R	1	Dallara F312	Teo Martin Motorsport	19	12	1:39.287			168.7
2	4	RP Motorsport	ITA	Felipe Drugovich	BRA			Dallara F312	RP Motorsport	19	12	1:39.415	0.128	0.128	168.5
3	28	Carlin Motorsport	GBR	Cameron Das	USA			Dallara F312	Carlin Motorsport	19	12	1:40.059	0.772	0.644	167.4
4	18	Campos Racing	ESP	Marcos Siebert	ARG			Dallara F312	Campos Racing	19	10	1:40.190	0.903	0.131	167.2
5	1	RP Motorsport	ITA	David Schumacher	DEU	R	2	Dallara F312	RP Motorsport	19	13	1:40.333	1.046	0.143	167.0
6	8	Drivex School	ESP	Lukas Dunner	AUT	R	3	Dallara F312	Drivex School	12	12	1:40.360	1.073	0.027	166.9
7	58	Drivex School	ESP	Javier Gonzalez	MEX	R	4	Dallara F312	Drivex School	19	19	1:40.912	1.625	0.552	166.0
8	11	Campos Racing	ESP	Brad Benavides	USA	R	5	Dallara F312	Campos Racing	17	11	1:40.913	1.626	0.001	166.0
9	3	RP Motorsport	ITA	Kaylen Frederick	USA	R	6	Dallara F312	RP Motorsport	19	11	1:40.926	1.639	0.013	166.0
10	77	RP Motorsport	ITA	Guilherme Samaia	BRA			Dallara F312	RP Motorsport	19	11	1:40.951	1.664	0.025	166.0
11	51	RACE	ESP	Aldo Festante	ITA	R	7	Dallara F312	Teo Martin Motorsport	19	8	1:41.061	1.774	0.110	165.8
12	22	Drivex School	ESP	Patrick Schott	CHE	R	8	Dallara F312	Drivex School	19	8	1:41.098	1.811	0.037	165.7
13	5	Carlin Motorsport	GBR	Dev Gore	USA	R	9	Dallara F312	Carlin Motorsport	19	9	1:41.246	1.959	0.148	165.5
14	34	Carlin Motorsport	GBR	Matheus Iorio	BRA			Dallara F312	Carlin Motorsport	2	2	1:41.496	2.209	0.250	165.1
15	6	RP Motorsport	ITA	Alessandro Bracalente	ITA			Dallara F312	RP Motorsport	18	18	1:42.254	2.967	0.758	163.8





Circuito de Barcelona
Euroformula Open
Race - 2
Distance and Speed Average



Clas	Nº	Entrant	Nat	Driver	Nat	Cat	Clas	Chassis	Team	Laps	Distance	Total Time	Km/h
1	4	RP Motorsport	ITA	Felipe Drugovich	BRA			Dallara F312	RP Motorsport	19	88.44	36:11.462	146.6
2	10	RACE	ESP	Bent Viscaal	NLD	R	1	Dallara F312	Teo Martin Motorsport	19	88.44	36:12.395	146.5
3	18	Campos Racing	ESP	Marcos Siebert	ARG			Dallara F312	Campos Racing	19	88.44	36:16.166	146.3
4	1	RP Motorsport	ITA	David Schumacher	DEU	R	2	Dallara F312	RP Motorsport	19	88.44	36:16.897	146.2
5	28	Carlin Motorsport	GBR	Cameron Das	USA			Dallara F312	Carlin Motorsport	19	88.44	36:17.471	146.2
6	77	RP Motorsport	ITA	Guilherme Samaia	BRA			Dallara F312	RP Motorsport	19	88.44	36:18.998	146.1
7	51	RACE	ESP	Aldo Festante	ITA	R	3	Dallara F312	Teo Martin Motorsport	19	88.44	36:20.769	146.0
8	58	Drivex School	ESP	Javier Gonzalez	MEX	R	4	Dallara F312	Drivex School	19	88.44	36:21.026	145.9
9	3	RP Motorsport	ITA	Kaylen Frederick	USA	R	5	Dallara F312	RP Motorsport	19	88.44	36:22.419	145.8
10	5	Carlin Motorsport	GBR	Dev Gore	USA	R	6	Dallara F312	Carlin Motorsport	19	88.44	36:24.003	145.7
11	22	Drivex School	ESP	Patrick Schott	CHE	R	7	Dallara F312	Drivex School	19	88.44	36:26.971	145.5
12	6	RP Motorsport	ITA	Alessandro Bracalente	ITA			Dallara F312	RP Motorsport	18	83.79	36:26.680	137.9
13	11	Campos Racing	ESP	Brad Benavides	USA	R	8	Dallara F312	Campos Racing	17	79.13	33:06.143	143.4
Not classified: (Requirements: 75% of number laps of leader = 15 Laps)													
	8	Drivex School	ESP	Lukas Dunner	AUT	R	9	Dallara F312	Drivex School	12	55.86	22:17.775	150.3
	34	Carlin Motorsport	GBR	Matheus Iorio	BRA			Dallara F312	Carlin Motorsport	2	09.31	3:30.829	158.9





Circuit de Barcelona
Euroformula Open
Race - 2
Lap Analysis



1 David Schumacher R Dallara F312 **4** Felipe Drugovich Dallara F312
 RP Motorsport RP Motorsport

Lap D	Time	Sector 1	Sector 2	Sector 3	T. Spd	Elapsed	Lap D	Time	Sector 1	Sector 2	Sector 3	T. Spd	Elapsed
1	1:46.655	33.865	39.568	33.222	208.4	1:46.655	1	1:44.046	32.978	38.312	32.756	204.1	1:44.046
2	1:41.256	29.315	38.789	33.152	234.2	3:27.911	2	1:40.077	29.386	37.998	32.693	227.8	3:24.123
3	1:40.755	29.249	38.425	33.081	232.7	5:08.666	3	1:39.975	29.281	38.056	32.638	227.8	5:04.098
4	2:50.914	44.615	1:16.213	50.086	169.8	7:59.580	4	2:52.803	46.718	1:15.888	50.197	177.9	7:56.901
5	2:32.437	49.386	57.058	45.993	125.2	10:32.017	5	2:33.789	49.110	56.627	48.052	138.2	10:30.690
6	1:41.451	29.277	38.875	33.299	234.7	12:13.468	6	1:40.249	29.510	38.082	32.657	226.4	12:10.939
7	1:40.838	29.214	38.443	33.181	234.7	13:54.306	7	1:39.644	29.228	37.871	32.545	228.3	13:50.583
8	1:40.619	29.191	38.365	33.063	232.7	15:34.925	8	1:39.667	29.242	37.907	32.518	227.8	15:30.250
9	1:40.575	29.195	38.308	33.072	233.2	17:15.500	9	1:39.742	29.177	37.963	32.602	229.2	17:09.992
10	1:40.493	29.119	38.351	33.023	232.7	18:55.993	10	1:39.643	29.145	37.950	32.548	230.2	18:49.635
11	1:40.409	29.191	38.296	32.922	231.2	20:36.402	11	1:39.535	29.090	37.866	32.579	229.2	20:29.170
12	1:40.392	29.207	38.202	32.983	231.7	22:16.794	12	1:39.415	29.015	37.871	32.529	229.7	22:08.585
13	1:40.333	29.087	38.231	33.015	232.7	23:57.127	13	1:39.594	29.113	37.939	32.542	228.8	23:48.179
14	1:47.973	29.222	40.627	38.124	230.7	25:45.100	14	1:46.875	29.153	39.762	37.960	228.3	25:35.054
15	2:55.692	43.160	1:14.901	57.631	187.8	28:40.792	15	3:02.769	50.587	1:15.016	57.166	167.9	28:37.823
16	2:32.926	49.571	58.034	45.321	109.2	31:13.718	16	2:34.289	49.496	58.338	46.455	120.0	31:12.112
17	1:41.905	29.625	39.122	33.158	235.2	32:55.623	17	1:40.084	29.380	37.979	32.725	225.4	32:52.196
18	1:40.654	29.102	38.576	32.976	235.8	34:36.277	18	1:39.714	29.148	37.880	32.686	228.8	34:31.910
19	1:40.620	28.972	38.568	33.080	234.7	36:16.897	19	1:39.552	29.150	37.812	32.590	228.3	36:11.462

3 Kaylen Frederick R Dallara F312 **5** Dev Gore R Dallara F312
 RP Motorsport Carlin Motorsport

Lap D	Time	Sector 1	Sector 2	Sector 3	T. Spd	Elapsed	Lap D	Time	Sector 1	Sector 2	Sector 3	T. Spd	Elapsed
1	1:48.762	34.668	40.406	33.688	213.0	1:48.762	1	1:51.626	36.167	41.186	34.273	213.4	1:51.626
2	1:41.287	29.302	38.558	33.427	233.7	3:30.049	2	1:42.520	29.561	39.208	33.751	236.8	3:34.146
3	1:44.866	29.230	41.933	33.703	232.7	5:14.915	3	1:43.952	29.987	39.526	34.439	230.7	5:18.098
4	2:47.205	41.248	1:15.643	50.314	213.0	8:02.120	4	2:48.858	42.399	1:15.317	51.142	201.1	8:06.956
5	2:31.534	49.481	56.964	45.089	113.0	10:33.654	5	2:28.423	49.042	56.991	42.390	160.4	10:35.379
6	1:41.862	29.343	39.024	33.495	234.7	12:15.516	6	1:42.432	29.598	39.329	33.505	233.7	12:17.811
7	1:41.150	29.147	38.628	33.375	236.8	13:56.666	7	1:43.267	29.429	39.149	34.689	237.8	14:01.078
8	1:41.391	29.027	38.703	33.661	235.8	15:38.057	8	1:42.774	30.281	39.153	33.340	231.2	15:43.852
9	1:42.989	30.850	38.845	33.294	232.2	17:21.046	9	1:41.246	29.405	38.490	33.351	235.2	17:25.098
10	1:41.294	29.310	38.607	33.377	230.2	19:02.340	10	1:41.492	29.380	38.633	33.479	233.7	19:06.590
11	1:40.926	29.378	38.374	33.174	228.8	20:43.266	11	1:42.269	29.588	38.779	33.902	230.7	20:48.859
12	1:42.575	29.105	38.607	34.863	229.2	22:25.841	12	1:42.340	29.698	39.082	33.560	228.8	22:31.199
13	1:43.238	30.917	38.837	33.484	234.2	24:09.079	13	1:42.187	29.574	38.914	33.699	227.8	24:13.386
14	1:44.932	29.166	41.335	34.431	232.7	25:54.011	14	1:46.889	29.615	42.112	35.162	230.7	26:00.275
15	2:51.429	39.056	1:14.613	57.760	194.2	28:45.440	15	2:48.997	36.228	1:14.238	58.531	226.4	28:49.272
16	2:30.908	48.936	58.826	43.146	123.5	31:16.348	16	2:28.822	48.385	59.026	41.411	146.1	31:18.094
17	1:43.043	30.270	39.130	33.643	227.3	32:59.391	17	1:42.779	29.748	38.945	34.086	231.7	33:00.873
18	1:41.786	29.110	39.063	33.613	234.2	34:41.177	18	1:41.637	29.486	38.801	33.350	229.2	34:42.510
19	1:41.242	29.199	38.836	33.207	232.7	36:22.419	19	1:41.493	29.468	38.811	33.214	228.8	36:24.003





Circuit de Barcelona
Euroformula Open
Race - 2
Lap Analysis



6

Alessandro Bracalente

Dallara F312

10

Bent Viscaal

R

Dallara F312

RP Motorsport

Teo Martin Motorsport

Lap	D	Time	Sector 1	Sector 2	Sector 3	T. Spd	Elapsed	Lap	D	Time	Sector 1	Sector 2	Sector 3	T. Spd	Elapsed
1		1:52.857	36.499	41.190	35.168	215.1	1:52.857	1		1:44.696	33.181	38.676	32.839	205.7	1:44.696
2		1:42.610	29.669	39.317	33.624	234.2	3:35.467	2		1:40.138	29.135	38.157	32.846	234.7	3:24.834
3		1:43.951	29.530	39.995	34.426	232.2	5:19.418	3		1:39.921	28.996	38.148	32.777	234.7	5:04.755
4		2:48.848	43.134	1:14.714	51.000	185.5	8:08.266	4		2:52.942	46.719	1:16.429	49.794	165.8	7:57.697
5		2:28.874	49.904	56.678	42.292	140.0	10:37.140	5		2:33.554	49.037	56.852	47.665	161.6	10:31.251
6		1:48.085 P	30.540	40.304	37.241	227.8	12:25.225	6		1:40.232	29.233	38.259	32.740	234.2	12:11.483
7		2:50.709	1:37.458	39.365	33.886	178.8	15:15.934	7		1:39.803	29.053	38.064	32.686	236.3	13:51.286
8		1:44.395	30.012	40.253	34.130	225.4	17:00.329	8		1:39.759	29.040	37.992	32.727	234.2	15:31.045
9		1:42.696	29.940	39.175	33.581	226.4	18:43.025	9		1:39.881	28.898	38.156	32.827	234.7	17:10.926
10		1:42.616	30.060	38.927	33.629	225.4	20:25.641	10		1:39.708	28.930	37.932	32.846	235.2	18:50.634
11		1:47.223	30.168	43.247	33.808	225.0	22:12.864	11		1:39.725	28.886	37.964	32.875	233.7	20:30.359
12		1:52.689	29.766	44.794	38.129	226.4	24:05.553	12		1:39.287	28.865	37.765	32.657	233.7	22:09.646
13		1:59.336	31.801	51.844	35.691	225.4	26:04.889	13		1:39.584	28.894	37.884	32.806	233.2	23:49.230
14		2:45.287	32.816	1:13.656	58.815	225.4	28:50.176	14		1:46.641	29.001	39.948	37.692	233.2	25:35.871
15		2:28.636	48.080	59.219	41.337	147.7	31:18.812	15		3:02.471	50.575	1:15.077	56.819	158.8	28:38.342
16		1:43.094	30.040	39.365	33.689	230.7	33:01.906	16		2:34.401	49.802	58.295	46.304	114.1	31:12.743
17		1:42.520	29.668	39.187	33.665	230.2	34:44.426	17		1:40.212	29.245	38.159	32.808	233.2	32:52.955
18		1:42.254	29.691	38.881	33.682	228.3	36:26.680	18		1:39.708	28.947	37.942	32.819	234.2	34:32.663
19		1:39.732						19		1:39.732	28.993	37.807	32.932	233.7	36:12.395

8

Lukas Dunner

R

Dallara F312

11

Brad Benavides

R

Dallara F312

Drivex School

Campos Racing

Lap	D	Time	Sector 1	Sector 2	Sector 3	T. Spd	Elapsed	Lap	D	Time	Sector 1	Sector 2	Sector 3	T. Spd	Elapsed
1		1:47.666	33.675	40.805	33.186	204.5	1:47.666	1		1:51.287	35.870	40.956	34.461	215.5	1:51.287
2		1:41.290	29.436	38.840	33.014	229.7	3:28.956	2		1:42.279	29.350	39.187	33.742	232.2	3:33.566
3		1:41.075	29.308	38.715	33.052	230.2	5:10.031	3		1:44.977	29.627	40.344	35.006	235.2	5:18.543
4		2:50.175	43.946	1:16.134	50.095	183.0	8:00.206	4		2:49.215	43.480	1:14.588	51.147	182.7	8:07.758
5		2:32.264	49.459	57.218	45.587	117.7	10:32.470	5		2:28.281	49.828	56.835	41.618	144.5	10:36.039
6		1:41.767	29.492	39.049	33.226	231.2	12:14.237	6		1:43.101	29.726	39.719	33.656	234.7	12:19.140
7		1:40.649	29.246	38.490	32.913	231.7	13:54.886	7		1:42.045	29.376	38.763	33.906	231.2	14:01.185
8		1:40.794	29.220	38.561	33.013	233.2	15:35.680	8		1:42.135	29.873	38.953	33.309	233.7	15:43.320
9		1:40.701	29.271	38.371	33.059	232.2	17:16.381	9		1:40.994	29.379	38.448	33.167	228.3	17:24.314
10		1:40.572	29.172	38.399	33.001	231.2	18:56.953	10		1:41.033	29.311	38.472	33.250	230.7	19:05.347
11		1:40.462	29.194	38.306	32.962	231.7	20:37.415	11		1:40.913	29.156	38.615	33.142	230.7	20:46.260
12		1:40.360	29.215	38.211	32.934	229.7	22:17.775	12		1:41.877	29.137	38.510	34.230	232.7	22:28.137
13			29.172	38.801		229.2		13		1:43.256	29.367	39.174	34.715	229.7	24:11.393
								14		1:46.035	29.503	41.830	34.702	229.7	25:57.428
								15		2:50.801	38.083	1:13.996	58.722	211.3	28:48.229
								16		2:29.003	48.803	58.833	41.367	131.3	31:17.232
								17		1:48.911 P	29.700	39.403	39.808	230.7	33:06.143





Circuit de Barcelona
Euroformula Open
Race - 2
Lap Analysis



18

Marcos Siebert

Dallara F312

28

Cameron Das

Dallara F312

Campos Racing

Carlin Motorsport

Lap	D	Time	Sector 1	Sector 2	Sector 3	T. Spd	Elapsed	Lap	D	Time	Sector 1	Sector 2	Sector 3	T. Spd	Elapsed
1		1:45.838	33.443	39.278	33.117	203.7	1:45.838	1		1:52.291	34.315	43.445	34.531	211.7	1:52.291
2		1:40.958	29.495	38.532	32.931	231.7	3:26.796	2		1:41.922	29.300	39.368	33.254	235.2	3:34.213
3		1:40.642	29.309	38.443	32.890	230.2	5:07.438	3		1:42.897	29.443	39.329	34.125	231.7	5:17.110
4		2:51.102	45.322	1:16.224	49.556	160.4	7:58.540	4		2:48.774	42.204	1:15.749	50.821	211.7	8:05.884
5		2:33.060	49.806	56.565	46.689	142.6	10:31.600	5		2:29.032	49.052	57.179	42.801	144.7	10:34.916
6		1:41.147	29.361	38.809	32.977	238.9	12:12.747	6		1:41.474	29.225	38.995	33.254	236.3	12:16.390
7		1:40.525	29.299	38.296	32.930	231.2	13:53.272	7		1:40.742	29.001	38.466	33.275	236.8	13:57.132
8		1:40.614	29.245	38.382	32.987	230.2	15:33.886	8		1:41.003	29.039	38.748	33.216	235.2	15:38.135
9		1:40.301	29.283	38.122	32.896	229.2	17:14.187	9		1:40.879	29.577	38.368	32.934	230.2	17:19.014
10		1:40.190	29.197	38.199	32.794	230.7	18:54.377	10		1:40.947	29.000	38.830	33.117	234.7	18:59.961
11		1:40.282	29.250	38.109	32.923	228.3	20:34.659	11		1:40.860	29.055	38.659	33.146	236.3	20:40.821
12		1:40.545	29.255	38.306	32.984	227.8	22:15.204	12		1:40.059	29.014	38.132	32.913	234.7	22:20.880
13		1:40.375	29.359	38.215	32.801	229.2	23:55.579	13		1:40.331	29.228	38.274	32.829	230.2	24:01.211
14		1:49.157	29.285	41.314	38.558	228.3	25:44.736	14		1:44.895	29.228	39.190	36.477	229.2	25:46.106
15		2:55.320	42.968	1:14.692	57.660	201.4	28:40.056	15		2:55.518	42.900	1:15.065	57.553	182.4	28:41.624
16		2:33.354	49.316	58.138	45.900	93.4	31:13.410	16		2:32.389	49.595	58.083	44.711	104.8	31:14.013
17		1:41.534	29.780	38.778	32.976	227.3	32:54.944	17		1:42.199	29.831	38.994	33.374	234.7	32:56.212
18		1:40.511	29.174	38.449	32.888	230.7	34:35.455	18		1:40.917	29.050	38.633	33.234	235.2	34:37.129
19		1:40.711	29.314	38.312	33.085	228.8	36:16.166	19		1:40.342	29.053	38.308	32.981	232.7	36:17.471

22

Patrick Schott

R

Dallara F312

34

Matheus Iorio

Dallara F312

Drivex School

Carlin Motorsport

Lap	D	Time	Sector 1	Sector 2	Sector 3	T. Spd	Elapsed	Lap	D	Time	Sector 1	Sector 2	Sector 3	T. Spd	Elapsed
1		1:50.758	35.674	40.713	34.371	210.5	1:50.758	1		1:49.333	34.061	40.906	34.366	207.6	1:49.333
2		1:42.462	29.532	39.208	33.722	232.2	3:33.220	2		1:41.496	29.581	38.624	33.291	234.2	3:30.829
3		1:43.100	29.777	39.257	34.066	229.2	5:16.320	3			29.350			233.7	
4		2:48.429	41.853	1:16.196	50.380	193.5	8:04.749								
5		2:29.982	49.601	56.914	43.467	136.8	10:34.731								
6		1:42.667	29.975	39.208	33.484	229.2	12:17.398								
7		1:41.954	29.529	39.010	33.415	230.7	13:59.352								
8		1:41.098	29.377	38.486	33.235	229.2	15:40.450								
9		1:41.669	29.216	38.838	33.615	232.2	17:22.119								
10		1:41.180	29.209	38.735	33.236	234.7	19:03.299								
11		1:41.497	29.255	39.043	33.199	231.2	20:44.796								
12		1:41.294	29.304	38.573	33.417	229.2	22:26.090								
13		1:41.585	29.626	38.472	33.487	237.3	24:07.675								
14		1:42.317	29.548	39.030	33.739	225.9	25:49.992								
15		2:54.448	41.788	1:14.947	57.713	205.3	28:44.440								
16		2:30.935	48.710	58.759	43.466	119.6	31:15.375								
17		1:42.929	29.753	39.594	33.582	227.3	32:58.304								
18		1:46.806	29.245	44.042	33.519	233.2	34:45.110								
19		1:41.861	29.359	38.770	33.732	230.2	36:26.971								

51

Aldo Festante

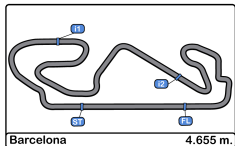
R

Dallara F312

Teo Martin Motorsport

Lap	D	Time	Sector 1	Sector 2	Sector 3	T. Spd	Elapsed
1		1:49.753	34.957	40.536	34.260	212.5	1:49.753
2		1:41.646	29.421	39.047	33.178	236.8	3:31.399
3		1:42.353	29.308	40.057	32.988	235.8	5:13.752
4		2:47.247	41.112	1:16.352	49.783	228.8	8:00.999
5		2:32.179	49.480	57.095	45.604	114.8	10:33.178
6		1:41.834	29.510	38.916	33.408	230.2	12:15.012
7		1:41.063	29.264	38.660	33.139	232.2	13:56.075
8		1:41.061	29.333	38.661	33.067	230.7	15:37.136
9		1:41.076	29.311	38.615	33.150	230.2	17:18.212
10		1:41.213	29.203	38.870	33.140	230.7	18:59.425
11		1:41.126	29.396	38.586	33.144	229.2	20:40.551
12		1:42.070	29.829	38.923	33.318	228.8	22:22.621
13		1:41.788	29.338	38.714	33.736	230.2	24:04.409
14		1:43.713	29.444	39.815	34.454	228.3	25:48.122
15		2:54.505	42.355	1:14.706	57.444	188.8	28:42.627
16		2:32.089	49.500	58.109	44.480	106.2	31:14.716
17		1:43.143	30.293	39.402	33.448	223.6	32:57.859
18		1:41.748	29.575	38.916	33.257	230.2	34:39.607
19		1:41.162	29.371	38.658	33.133	230.2	36:20.769





Circuit de Barcelona
Euroformula Open
Race - 2
Lap Analysis



58

Javier Gonzalez

R

Dallara F312

Drivex School

Lap	D	Time	Sector 1	Sector 2	Sector 3	T. Spd	Elapsed
1		1:50.024	35.071	41.047	33.906	209.7	1:50.024
2		1:42.029	29.431	39.258	33.340	238.9	3:32.053
3		1:43.433	29.475	40.071	33.887	231.7	5:15.486
4		2:47.607	41.374	1:15.864	50.369	206.5	8:03.093
5		2:30.861	49.547	56.786	44.528	123.4	10:33.954
6		1:44.359	31.630	39.253	33.476	231.2	12:18.313
7		1:41.881	29.276	38.899	33.706	234.2	14:00.194
8		1:41.138	29.184	38.658	33.296	231.2	15:41.332
9		1:41.226	29.149	38.629	33.448	231.7	17:22.558
10		1:41.216	29.106	38.878	33.232	236.8	19:03.774
11		1:41.509	29.145	39.173	33.191	234.7	20:45.283
12		1:41.347	29.181	38.788	33.378	235.2	22:26.630
13		1:42.829	30.247	39.186	33.396	234.2	24:09.459
14		1:46.350	29.079	41.771	35.500	236.8	25:55.809
15		2:50.454	38.853	1:13.901	57.700	207.2	28:46.263
16		2:30.219	49.007	59.190	42.022	113.6	31:16.482
17		1:42.212	29.790	38.982	33.440	229.7	32:58.694
18		1:41.420	29.353	39.100	32.967	236.8	34:40.114
19		1:40.912	29.163	38.759	32.990	233.2	36:21.026

77

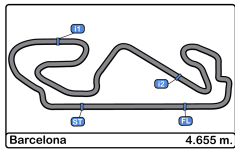
Guilherme Samaia

Dallara F312

RP Motorsport

Lap	D	Time	Sector 1	Sector 2	Sector 3	T. Spd	Elapsed
1		1:50.306	35.426	40.841	34.039	209.3	1:50.306
2		1:42.339	29.578	39.324	33.437	243.7	3:32.645
3		1:43.358	29.293	40.071	33.994	236.3	5:16.003
4		2:48.076	41.686	1:16.055	50.335	202.2	8:04.079
5		2:30.126	49.590	56.505	44.031	125.8	10:34.205
6		1:42.010	29.688	38.985	33.337	234.7	12:16.215
7		1:42.079	30.043	38.885	33.151	230.2	13:58.294
8		1:41.243	29.403	38.632	33.208	233.2	15:39.537
9		1:42.199	29.462	39.438	33.299	235.8	17:21.736
10		1:41.032	29.301	38.579	33.152	235.8	19:02.768
11		1:40.951	29.535	38.536	32.880	238.4	20:43.719
12		1:41.317	29.151	38.743	33.423	237.3	22:25.036
13		1:41.068	29.247	38.393	33.428	230.7	24:06.104
14		1:43.259	29.268	39.606	34.385	235.8	25:49.363
15		2:54.306	41.541	1:15.194	57.571	192.1	28:43.669
16		2:31.204	48.962	58.377	43.865	120.4	31:14.873
17		1:41.897	29.668	38.997	33.232	231.2	32:56.770
18		1:41.039	29.190	38.539	33.310	236.8	34:37.809
19		1:41.189	29.172	38.598	33.419	234.7	36:18.998





Circuit de Barcelona
Euroformula Open
Race - 2
Analysis by Lap



Num	Lap Time	Gap
-----	----------	-----

Lap 1

4	1:44.046	
10	1:44.696	00.650
18	1:45.838	01.792
1	1:46.655	02.609
8	1:47.666	03.620
3	1:48.762	04.716
34	1:49.333	05.287
51	1:49.753	05.707
58	1:50.024	05.978
77	1:50.306	06.260
22	1:50.758	06.712
11	1:51.287	07.241
5	1:51.626	07.580
28	1:52.291	08.245
6	1:52.857	08.811

Num	Lap Time	Gap
-----	----------	-----

Lap 2

4	1:40.077	
10	1:40.138	00.711
18	1:40.958	02.673
1	1:41.256	03.788
8	1:41.290	04.833
3	1:41.287	05.926
34	1:41.496	06.706
51	1:41.646	07.276
58	1:42.029	07.930
77	1:42.339	08.522
22	1:42.462	09.097
11	1:42.279	09.443
5	1:42.520	10.023
28	1:41.922	10.090
6	1:42.610	11.344

Num	Lap Time	Gap
-----	----------	-----

Lap 3

4	1:39.975	
10	1:39.921	00.657
18	1:40.642	03.340
1	1:40.755	04.568
8	1:41.075	05.933

51	1:42.353	09.654
3	1:44.866	10.817
58	1:43.433	11.388
77	1:43.358	11.905
22	1:43.100	12.222
28	1:42.897	13.012
5	1:43.952	14.000
11	1:44.977	14.445
6	1:43.951	15.320

Lap 4

4	2:52.803	
10	2:52.942	00.796
18	2:51.102	01.639
1	2:50.914	02.679
8	2:50.175	03.305
51	2:47.247	04.098
3	2:47.205	05.219
58	2:47.607	06.192
77	2:48.076	07.178
22	2:48.429	07.848
28	2:48.774	08.983
5	2:48.858	10.055
11	2:49.215	10.857
6	2:48.848	11.365

Num	Lap Time	Gap
-----	----------	-----

Lap 5

4	2:33.789	
10	2:33.554	00.561
18	2:33.060	00.910
1	2:32.437	01.327
8	2:32.264	01.780
51	2:32.179	02.488
3	2:31.534	02.964
58	2:30.861	03.264
77	2:30.126	03.515
22	2:29.982	04.041
28	2:29.032	04.226
5	2:28.423	04.689
11	2:28.281	05.349
6	2:28.874	06.450

Num	Lap Time	Gap
-----	----------	-----

Lap 6

4	1:40.249	
10	1:40.232	00.544
18	1:41.147	01.808
1	1:41.451	02.529
8	1:41.767	03.298
51	1:41.834	04.073
3	1:41.862	04.577
77	1:42.010	05.276
28	1:41.474	05.451
22	1:42.667	06.459
5	1:42.432	06.872
58	1:44.359	07.374
11	1:43.101	08.201
6	1:48.085	14.286

Num	Lap Time	Gap
-----	----------	-----

Lap 6

28	1:41.003	07.885
77	1:41.243	09.287
22	1:41.098	10.200
58	1:41.138	11.082
11	1:42.135	13.070
5	1:42.774	13.602
6	1:44.395	1:30.079
4	1:39.742	
10	1:39.881	00.934
18	1:40.301	04.195
1	1:40.575	05.508
8	1:40.701	06.389
51	1:41.076	08.220
28	1:40.879	09.022
3	1:42.989	11.054
77	1:42.199	11.744
22	1:41.669	12.127
58	1:41.226	12.566
11	1:40.994	14.322
5	1:41.246	15.106
6	1:42.696	1:33.033

Num	Lap Time	Gap
-----	----------	-----

Lap 7

4	1:39.644	
10	1:39.803	00.703
18	1:40.525	02.689
1	1:40.838	03.723
8	1:40.649	04.303
51	1:41.063	05.492
3	1:41.150	06.083
28	1:40.742	06.549
77	1:42.079	07.711
22	1:41.954	08.769
58	1:41.881	09.611
5	1:43.267	10.495
11	1:42.045	10.602
6	2:50.709	1:25.351

Num	Lap Time	Gap
-----	----------	-----

Lap 8

4	1:39.667	
10	1:39.759	00.795
18	1:40.614	03.636
1	1:40.619	04.675
8	1:40.794	05.430
51	1:41.061	06.886
3	1:41.391	07.807

Num	Lap Time	Gap
-----	----------	-----

Lap 9

4	1:39.742	
10	1:39.881	00.934
18	1:40.301	04.195
1	1:40.575	05.508
8	1:40.701	06.389
51	1:41.076	08.220
28	1:40.879	09.022
3	1:42.989	11.054
77	1:42.199	11.744
22	1:41.669	12.127
58	1:41.226	12.566
11	1:40.994	14.322
5	1:41.246	15.106
6	1:42.696	1:33.033

Num	Lap Time	Gap
-----	----------	-----

Lap 10

4	1:39.643	
10	1:39.708	00.999
18	1:40.190	04.742
1	1:40.493	06.358
8	1:40.572	07.318
51	1:41.213	09.790
28	1:40.947	10.326
3	1:41.294	12.705
77	1:41.032	13.133
22	1:41.180	13.664
58	1:41.216	14.139
11	1:41.033	15.712
5	1:41.492	16.955
6	1:42.616	1:36.006

Num	Lap Time	Gap
-----	----------	-----

Lap 11

4	1:39.535	
10	1:39.725	01.189
18	1:40.282	05.489
1	1:40.409	07.232
8	1:40.462	08.245
51	1:41.126	11.381
28	1:40.860	11.651
3	1:40.926	14.096
77	1:40.951	14.549
22	1:41.497	15.626
58	1:41.509	16.113
11	1:40.913	17.090
5	1:42.269	19.689

Num	Lap Time	Gap
-----	----------	-----

Lap 12

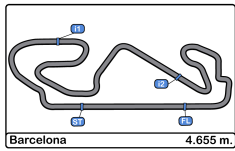
4	1:39.415	
10	1:39.287	01.061
6	1:47.223	1 Lap
18	1:40.545	06.619
1	1:40.392	08.209
8	1:40.360	09.190
28	1:40.059	12.295
51	1:42.070	14.036
77	1:41.317	16.451
3	1:42.575	17.256
22	1:41.294	17.505
58	1:41.347	18.045
11	1:41.877	19.552
5	1:42.340	22.614

Num	Lap Time	Gap
-----	----------	-----

Lap 13

4	1:39.594	
10	1:39.584	01.051
18	1:40.375	07.400
1	1:40.333	08.948
28	1:40.331	13.032
51	1:41.788	16.230
6	1:52.689	1 Lap
77	1:41.068	17.925
22	1:41.585	19.496
3	1:43.238	20.900





Circuit de Barcelona
Euroformula Open
Race - 2
Analysis by Lap



58	1:42.829	21.280
11	1:43.256	23.214
5	1:42.187	25.207

Num	Lap Time	Gap
-----	----------	-----

Lap 14

4	1:46.875	
10	1:46.641	00.817
18	1:49.157	09.682
1	1:47.973	10.046
28	1:44.895	11.052
51	1:43.713	13.068
77	1:43.259	14.309
22	1:42.317	14.938
3	1:44.932	18.957
58	1:46.350	20.755
11	1:46.035	22.374
5	1:46.889	25.221
6	1:59.336	1 Lap

Num	Lap Time	Gap
-----	----------	-----

Lap 15

4	3:02.769	
10	3:02.471	00.519
18	2:55.320	02.233
1	2:55.692	02.969
28	2:55.518	03.801
51	2:54.505	04.804
77	2:54.306	05.846
22	2:54.448	06.617
3	2:51.429	07.617
58	2:50.454	08.440
11	2:50.801	10.406
5	2:48.997	11.449
6	2:45.287	1 Lap

Num	Lap Time	Gap
-----	----------	-----

Lap 16

4	2:34.289	
10	2:34.401	00.631
18	2:33.354	01.298
1	2:32.926	01.606
28	2:32.389	01.901
51	2:32.089	02.604

Num	Lap Time	Gap
-----	----------	-----

Lap 17

4	1:40.084	
10	1:40.212	00.759
18	1:41.534	02.748
1	1:41.905	03.427
28	1:42.199	04.016
77	1:41.897	04.574
51	1:43.143	05.663
22	1:42.929	06.108
58	1:42.212	06.498
3	1:43.043	07.195
5	1:42.779	08.677
6	1:43.094	1 Lap
11	1:48.911	13.947

Num	Lap Time	Gap
-----	----------	-----

Lap 18

4	1:39.714	
10	1:39.708	00.753
18	1:40.511	03.545
1	1:40.654	04.367
28	1:40.917	05.219
77	1:41.039	05.899
51	1:41.748	07.697
58	1:41.420	08.204
3	1:41.786	09.267
5	1:41.637	10.600
6	1:42.520	1 Lap
22	1:46.806	13.200

Num	Lap Time	Gap
-----	----------	-----

Lap 19

4	1:39.552	
10	1:39.732	00.933
18	1:40.711	04.704

Num	Lap Time	Gap
-----	----------	-----

Lap 20

1	1:40.620	05.435
28	1:40.342	06.009
77	1:41.189	07.536
51	1:41.162	09.307
58	1:40.912	09.564
3	1:41.242	10.957
5	1:41.493	12.541
6	1:42.254	1 Lap
22	1:41.861	15.509

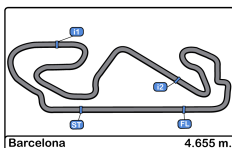
Num	Lap Time	Gap
-----	----------	-----

Lap 21

77	2:31.204	02.761
22	2:30.935	03.263
3	2:30.908	04.236
58	2:30.219	04.370
11	2:29.003	05.120
5	2:28.822	05.982
6	2:28.636	1 Lap

Num	Lap Time	Gap
-----	----------	-----



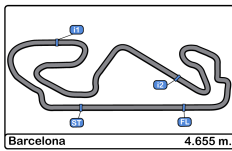


Circuito de Barcelona
Euroformula Open
Race - 2
Best Sectors Results



Sector - 1				Sector - 2				Sector - 3				Ideal Lap vs Best Lap				
Clas	Nº	Driver	Time	Nº	Driver	Time	Nº	Driver	Time	Clas	Nº	Driver	Ideal Lap	Best Lap	Clas	
1	10	Bent Viscaal	28.865	10	Bent Viscaal	37.765	4	Felipe Drugovich	32.518	1	10	Bent Viscaal	1:39.287	1:39.287	1	
2	1	David Schumacher	28.972	4	Felipe Drugovich	37.812	10	Bent Viscaal	32.657	2	4	Felipe Drugovich	1:39.345	1:39.415	2	
3	28	Cameron Das	29.000	18	Marcos Siebert	38.109	18	Marcos Siebert	32.794	3	28	Cameron Das	1:39.961	1:40.059	3	
4	4	Felipe Drugovich	29.015	28	Cameron Das	38.132	28	Cameron Das	32.829	4	18	Marcos Siebert	1:40.077	1:40.190	4	
5	3	Kaylen Frederick	29.027	1	David Schumacher	38.202	77	Guilherme Samaia	32.880	5	1	David Schumacher	1:40.096	1:40.333	5	
6	58	Javier Gonzalez	29.079	8	Lukas Dunner	38.211	8	Lukas Dunner	32.913	6	8	Lukas Dunner	1:40.296	1:40.360	6	
7	11	Brad Benavides	29.137	3	Kaylen Frederick	38.374	1	David Schumacher	32.922	7	77	Guilherme Samaia	1:40.424	1:40.951	10	
8	77	Guilherme Samaia	29.151	77	Guilherme Samaia	38.393	58	Javier Gonzalez	32.967	8	3	Kaylen Frederick	1:40.575	1:40.926	9	
9	8	Lukas Dunner	29.172	11	Brad Benavides	38.448	51	Aldo Festante	32.988	9	58	Javier Gonzalez	1:40.675	1:40.912	7	
10	18	Marcos Siebert	29.174	22	Patrick Schott	38.472	11	Brad Benavides	33.142	10	11	Brad Benavides	1:40.727	1:40.913	8	
11	51	Aldo Festante	29.203	5	Dev Gore	38.490	3	Kaylen Frederick	33.174	11	51	Aldo Festante	1:40.777	1:41.061	11	
12	22	Patrick Schott	29.209	51	Aldo Festante	38.586	22	Patrick Schott	33.199	12	22	Patrick Schott	1:40.880	1:41.098	12	
13	34	Matheus Iorio	29.350	34	Matheus Iorio	38.624	5	Dev Gore	33.214	13	5	Dev Gore	1:41.084	1:41.246	13	
14	5	Dev Gore	29.380	58	Javier Gonzalez	38.629	34	Matheus Iorio	33.291	14	34	Matheus Iorio	1:41.265	1:41.496	14	
15	6	Alessandro Bracalente	29.530	6	Alessandro Bracalente	38.881	6	Alessandro Bracalente	33.581	15	6	Alessandro Bracalente	1:41.992	1:42.254	15	



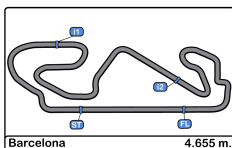


Circuit de Barcelona
 Euroformula Open
 Race - 2
 Leader Sequence



<u>Nº</u>	<u>Entrant</u>	<u>Nat</u>	<u>Driver</u>	<u>Nat</u>	<u>Cat</u>	<u>Chassis</u>	<u>Team</u>	<u>Start Lap</u>	<u>End Lap</u>	<u>Laps</u>	<u>Total Laps</u>
4	RP Motorsport	ITA	Felipe Drugovich	BRA		Dallara F312	RP Motorsport	1	19	19	19



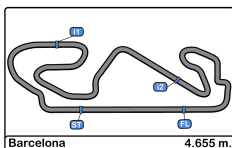


Circuito de Barcelona
Euroformula Open
Race - 2
Best 5 Lap Times



Cls	Nº	Entrant	Nat	Driver	Nat	Cat	Cls	Chassis	Team	Best 1		Best 2		Best 3		Best 4		Best 5	
										Time	Lap	Time	Lap	Time	Lap	Time	Lap	Time	Lap
1	10	RACE	ESP	Bent Viscaal	NLD	R	1	Dallara F312	Teo Martin Motorsport	1:39.287	12	1:39.584	13	1:39.708	10	1:39.708	18	1:39.725	11
2	4	RP Motorsport	ITA	Felipe Drugovich	BRA			Dallara F312	RP Motorsport	1:39.415	12	1:39.535	11	1:39.552	19	1:39.594	13	1:39.643	10
3	28	Carlin Motorsport	GBR	Cameron Das	USA			Dallara F312	Carlin Motorsport	1:40.059	12	1:40.331	13	1:40.342	19	1:40.742	7	1:40.860	11
4	18	Campos Racing	ESP	Marcos Siebert	ARG			Dallara F312	Campos Racing	1:40.190	10	1:40.282	11	1:40.301	9	1:40.375	13	1:40.511	18
5	1	RP Motorsport	ITA	David Schumacher	DEU	R	2	Dallara F312	RP Motorsport	1:40.333	13	1:40.392	12	1:40.409	11	1:40.493	10	1:40.575	9
6	8	Drivex School	ESP	Lukas Dunner	AUT	R	3	Dallara F312	Drivex School	1:40.360	12	1:40.462	11	1:40.572	10	1:40.649	7	1:40.701	9
7	58	Drivex School	ESP	Javier Gonzalez	MEX	R	4	Dallara F312	Drivex School	1:40.912	19	1:41.138	8	1:41.216	10	1:41.226	9	1:41.347	12
8	11	Campos Racing	ESP	Brad Benavides	USA	R	5	Dallara F312	Campos Racing	1:40.913	11	1:40.994	9	1:41.033	10	1:41.877	12	1:42.045	7
9	3	RP Motorsport	ITA	Kaylen Frederick	USA	R	6	Dallara F312	RP Motorsport	1:40.926	11	1:41.150	7	1:41.242	19	1:41.287	2	1:41.294	10
10	77	RP Motorsport	ITA	Guilherme Samaia	BRA			Dallara F312	RP Motorsport	1:40.951	11	1:41.032	10	1:41.039	18	1:41.068	13	1:41.189	19
11	51	RACE	ESP	Aldo Festante	ITA	R	7	Dallara F312	Teo Martin Motorsport	1:41.061	8	1:41.063	7	1:41.076	9	1:41.126	11	1:41.162	19
12	22	Drivex School	ESP	Patrick Schott	CHE	R	8	Dallara F312	Drivex School	1:41.098	8	1:41.180	10	1:41.294	12	1:41.497	11	1:41.585	13
13	5	Carlin Motorsport	GBR	Dev Gore	USA	R	9	Dallara F312	Carlin Motorsport	1:41.246	9	1:41.492	10	1:41.493	19	1:41.637	18	1:42.187	13
14	34	Carlin Motorsport	GBR	Matheus Iorio	BRA			Dallara F312	Carlin Motorsport	1:41.496	2	1:49.333	1						
15	6	RP Motorsport	ITA	Alessandro Bracalente	ITA			Dallara F312	RP Motorsport	1:42.254	18	1:42.520	17	1:42.610	2	1:42.616	10	1:42.696	9



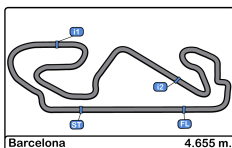


Circuito de Barcelona
Euroformula Open
Race - 2
Best 5 Top Speeds



Cls	Nº	Entrant	Nat	Driver	Nat	Cat	Cls	Chassis	Team	Top 1		Top 2		Top 3		Top 4		Top 5		Avg
										Km/h	Lap	Km/h	Lap	Km/h	Lap	Km/h	Lap	Km/h	Lap	
1	77	RP Motorsport	ITA	Guilherme Samaia	BRA			Dallara F312	RP Motorsport	243.7	2	238.4	11	237.3	12	236.8	18	236.3	3	238.5
2	18	Campos Racing	ESP	Marcos Siebert	ARG			Dallara F312	Campos Racing	238.9	6	231.7	2	231.2	7	230.7	10	230.7	18	232.6
3	58	Drivex School	ESP	Javier Gonzalez	MEX	R	1	Dallara F312	Drivex School	238.9	2	236.8	10	236.8	14	236.8	18	235.2	12	236.9
4	5	Carlin Motorsport	GBR	Dev Gore	USA	R	2	Dallara F312	Carlin Motorsport	237.8	7	236.8	2	235.2	9	233.7	6	233.7	10	235.5
5	22	Drivex School	ESP	Patrick Schott	CHE	R	3	Dallara F312	Drivex School	237.3	13	234.7	10	233.2	18	232.2	2	232.2	9	233.9
6	3	RP Motorsport	ITA	Kaylen Frederick	USA	R	4	Dallara F312	RP Motorsport	236.8	7	235.8	8	234.7	6	234.2	13	234.2	18	235.1
7	28	Carlin Motorsport	GBR	Cameron Das	USA			Dallara F312	Carlin Motorsport	236.8	7	236.3	6	236.3	11	235.2	2	235.2	8	236.0
8	51	RACE	ESP	Aldo Festante	ITA	R	5	Dallara F312	Teo Martin Motorsport	236.8	2	235.8	3	232.2	7	230.7	8	230.7	10	233.2
9	10	RACE	ESP	Bent Viscaal	NLD	R	6	Dallara F312	Teo Martin Motorsport	236.3	7	235.2	10	234.7	2	234.7	3	234.7	9	235.1
10	1	RP Motorsport	ITA	David Schumacher	DEU	R	7	Dallara F312	RP Motorsport	235.8	18	235.2	17	234.7	6	234.7	7	234.7	19	235.0
11	11	Campos Racing	ESP	Brad Benavides	USA	R	8	Dallara F312	Campos Racing	235.2	3	234.7	6	233.7	8	232.7	12	232.2	2	233.7
12	6	RP Motorsport	ITA	Alessandro Bracalente	ITA			Dallara F312	RP Motorsport	234.2	2	232.2	3	230.7	16	230.2	17	228.3	18	231.1
13	34	Carlin Motorsport	GBR	Matheus Iorio	BRA			Dallara F312	Carlin Motorsport	234.2	2	233.7	3	207.6	1					225.2
14	8	Drivex School	ESP	Lukas Dunner	AUT	R	9	Dallara F312	Drivex School	233.2	8	232.2	9	231.7	7	231.7	11	231.2	6	232.0
15	4	RP Motorsport	ITA	Felipe Drugovich	BRA			Dallara F312	RP Motorsport	230.2	10	229.7	12	229.2	9	229.2	11	228.8	13	229.4



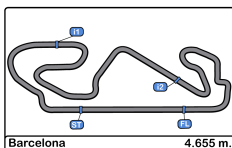


Circuit de Barcelona
Euroformula Open
Race - 2
Fastest Laps Sequence



Lap	Time of Day	Session Time	Nº	Entrant	Nat	Driver	Nat	Cat	Chassis	Team	Time	Km/h
2	13:16:52.235	3:24.235	4	RP Motorsport	ITA	Felipe Drugovich	BRA		Dallara F312	RP Motorsport	1:40.077	167.4
3	13:18:32.210	5:04.210	4	RP Motorsport	ITA	Felipe Drugovich	BRA		Dallara F312	RP Motorsport	1:39.975	167.6
3	13:18:32.867	5:04.867	10	RACE	ESP	Bent Viscaal	NLD	R	Dallara F312	Teo Martin Motorsport	1:39.921	167.7
7	13:27:18.695	13:50.695	4	RP Motorsport	ITA	Felipe Drugovich	BRA		Dallara F312	RP Motorsport	1:39.644	168.1
10	13:32:17.747	18:49.747	4	RP Motorsport	ITA	Felipe Drugovich	BRA		Dallara F312	RP Motorsport	1:39.643	168.1
11	13:33:57.282	20:29.282	4	RP Motorsport	ITA	Felipe Drugovich	BRA		Dallara F312	RP Motorsport	1:39.535	168.3
12	13:35:36.697	22:08.697	4	RP Motorsport	ITA	Felipe Drugovich	BRA		Dallara F312	RP Motorsport	1:39.415	168.5
12	13:35:37.758	22:09.758	10	RACE	ESP	Bent Viscaal	NLD	R	Dallara F312	Teo Martin Motorsport	1:39.287	168.7



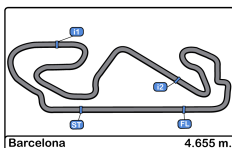


Circuito de Barcelona
Euroformula Open
Race - 2
Event Best Maximum Speed



Nº	Entrant	Nat	Driver	Nat	Cat	Clas	Chassis	Team	Km/h	Session
51	RACE	ESP	Aldo Festante	ITA	R	1	Dallara F312	Teo Martin Motorsport	246.5	Race - 1
10	RACE	ESP	Bent Viscaal	NLD	R	2	Dallara F312	Teo Martin Motorsport	245.4	Race - 1
8	Drivex School	ESP	Lukas Dunner	AUT	R	3	Dallara F312	Drivex School	245.4	Race - 1
3	RP Motorsport	ITA	Kaylen Frederick	USA	R	4	Dallara F312	RP Motorsport	245.4	Race - 1
11	Campos Racing	ESP	Brad Benavides	USA	R	5	Dallara F312	Campos Racing	244.8	Race - 1
6	RP Motorsport	ITA	Alessandro Bracalente	ITA			Dallara F312	RP Motorsport	244.8	Race - 1
34	Carlin Motorsport	GBR	Matheus Iorio	BRA			Dallara F312	Carlin Motorsport	244.8	Race - 1
28	Carlin Motorsport	GBR	Cameron Das	USA			Dallara F312	Carlin Motorsport	244.8	Race - 1
77	RP Motorsport	ITA	Guilherme Samaia	BRA			Dallara F312	RP Motorsport	244.3	Race - 1
4	RP Motorsport	ITA	Felipe Drugovich	BRA			Dallara F312	RP Motorsport	243.7	Free Practice - 2
1	RP Motorsport	ITA	David Schumacher	DEU	R	6	Dallara F312	RP Motorsport	243.7	Race - 1
58	Drivex School	ESP	Javier Gonzalez	MEX	R	7	Dallara F312	Drivex School	242.6	Race - 1
5	Carlin Motorsport	GBR	Dev Gore	USA	R	8	Dallara F312	Carlin Motorsport	242.6	Race - 1
22	Drivex School	ESP	Patrick Schott	CHE	R	9	Dallara F312	Drivex School	241.0	Race - 1
18	Campos Racing	ESP	Marcos Siebert	ARG			Dallara F312	Campos Racing	240.5	Free Practice - 1





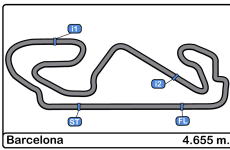
Circuito de Barcelona
Euroformula Open
Race - 2
Lap Chart



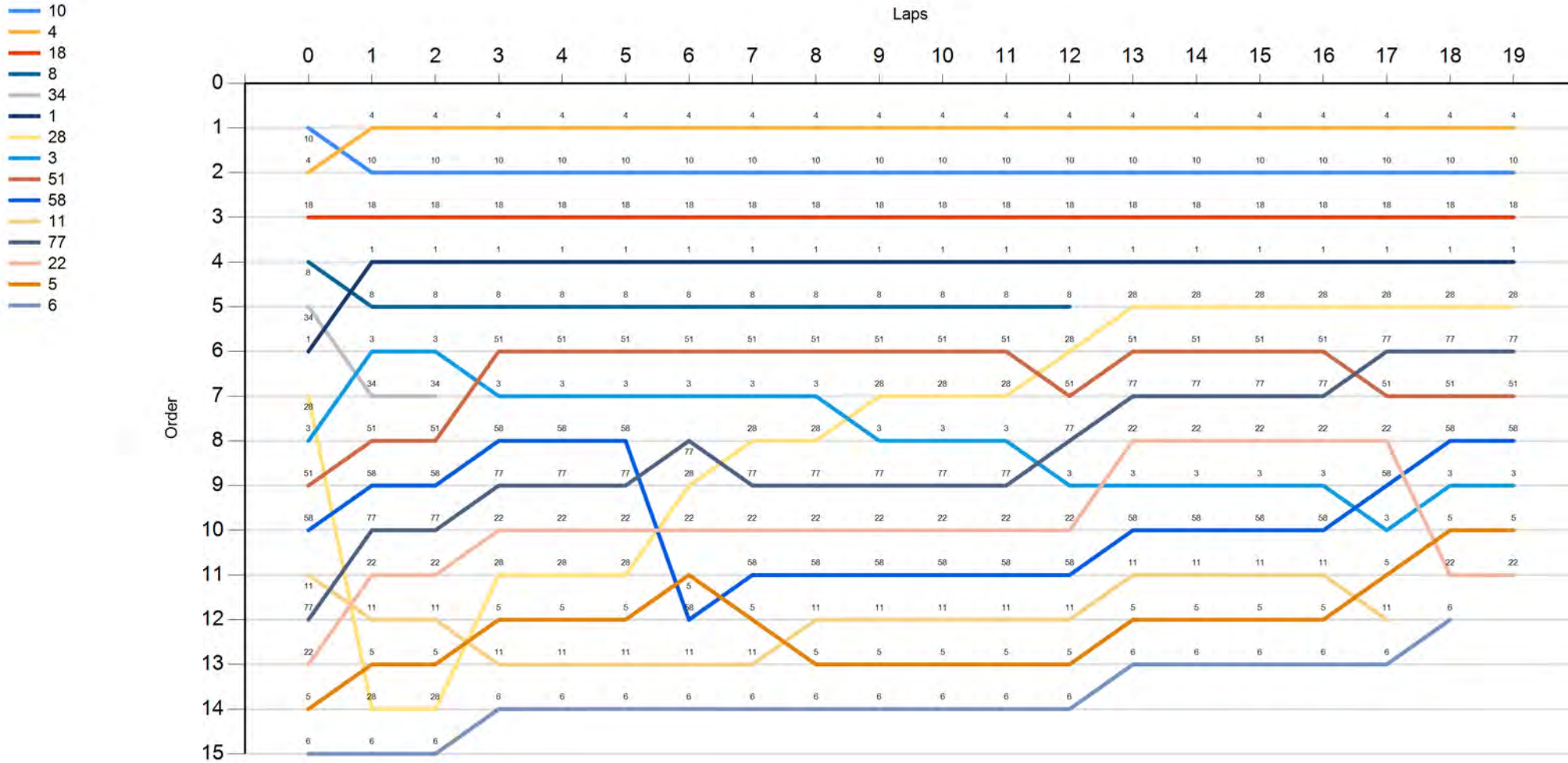
LAP

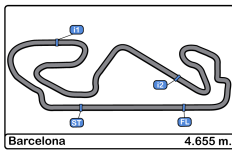
Nr	Po	Grid	1	2	3	4	5	6	7	8	9	10	11	12	13	14	15	16	17	18	19
10	1	10	4	4	4	4	4	4	4	4	4	4	4	4	4	4	4	4	4	4	4
4	2	4	10	10	10	10	10	10	10	10	10	10	10	10	10	10	10	10	10	10	10
18	3	18	18	18	18	18	18	18	18	18	18	18	18	18	18	18	18	18	18	18	18
8	4	8	1	1	1	1	1	1	1	1	1	1	1	1	1	1	1	1	1	1	1
34	5	34	8	8	8	8	8	8	8	8	8	8	8	8	28	28	28	28	28	28	28
1	6	1	3	3	51	51	51	51	51	51	51	51	51	28	51	51	51	51	77	77	77
28	7	28	34	34	3	3	3	3	3	3	28	28	28	51	77	77	77	77	51	51	51
3	8	3	51	51	58	58	58	77	28	28	3	3	3	77	22	22	22	22	22	58	58
51	9	51	58	58	77	77	77	28	77	77	77	77	77	3	3	3	3	3	58	3	3
58	10	58	77	77	22	22	22	22	22	22	22	22	22	22	58	58	58	58	3	5	5
11	11	11	22	22	28	28	28	5	58	58	58	58	58	58	11	11	11	11	5	22	22
77	12	77	11	11	5	5	5	58	5	11	11	11	11	11	5	5	5	5	11	6	
22	13	22	5	5	11	11	11	11	11	5	5	5	5	5	6	6	6	6	6		
5	14	5	28	28	6	6	6	6	6	6	6	6	6	6							
6	15	6	6	6																	





Circuito de Barcelona
Euroformula Open
Race - 2
Graphic Lap Chart



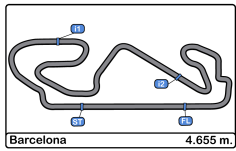


Circuit de Barcelona
 Euroformula Open
 Race - 2
 Pit Stop Analysis

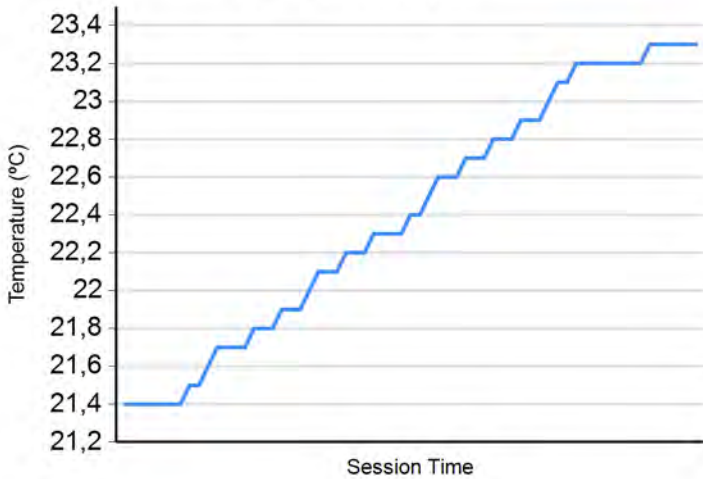


<u>Nr.</u>	<u>In Day Time</u>	<u>Entrant</u>	<u>Nat</u>	<u>Driver</u>	<u>Nat</u>	<u>Cat</u>	<u>Chassis</u>	<u>Team</u>	<u>In Time</u>	<u>Stop N°</u>	<u>Pit Time</u>	<u>Handicap</u>	<u>Penalty</u>
6	13:25:51.413	RP Motorsport	ITA	Alessandro Bracalente	ITA		Dallara F312	RP Motorsport	12:23.301	1	1:09.741		

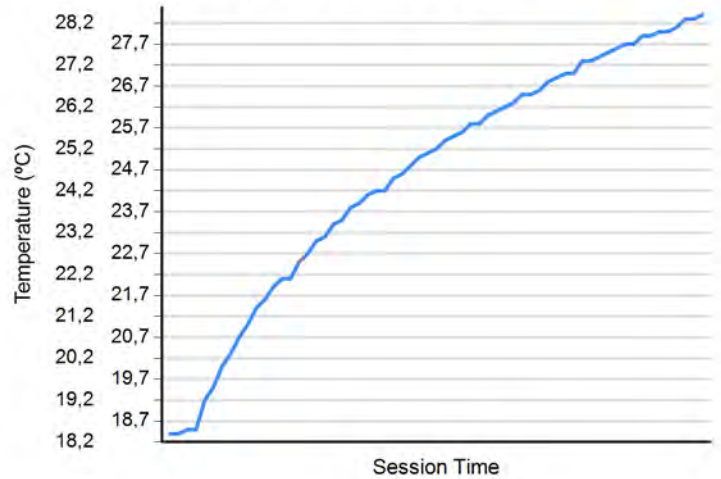




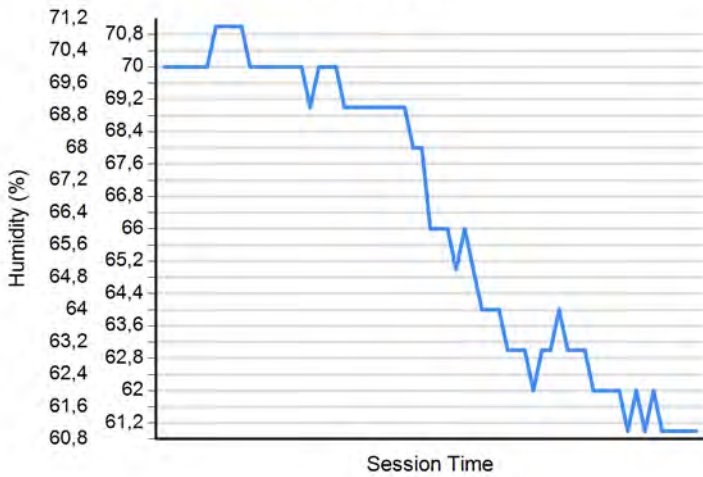
Air Temperature



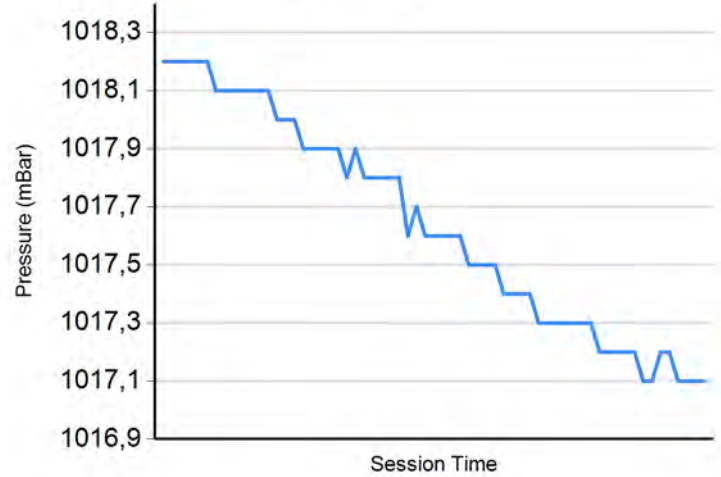
Track Temperature



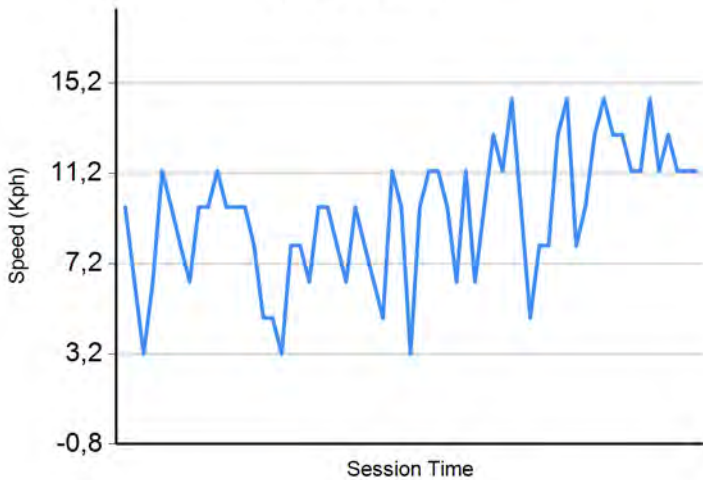
Humidity



Pressure

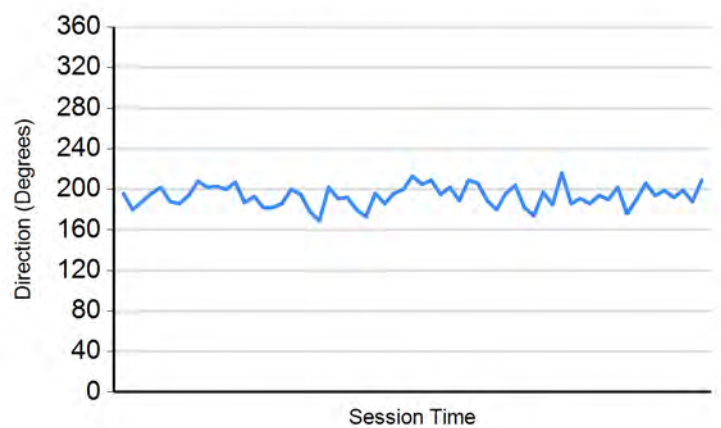


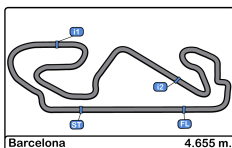
Wind Speed



Wind direction

North = 0°/360° Est = 90° South = 180° West = 270°





Circuito de Barcelona
Euroformula Open
Race - 2
Final Results



Cls	Nº	Entrant	Nat	Driver	Nat	Cat	Cls	Chassis	Team	Laps	Total Time	Gap	Interval	Km/h	Best	Time	Km/h
1	4	RP Motorsport	ITA	Felipe Drugovich	BRA			Dallara F312	RP Motorsport	19	36:11.462			146.6	12	1:39.415	168.5
2	10	RACE	ESP	Bent Viscaal	NLD	R	1	Dallara F312	Teo Martin Motorsport	19	36:12.395	0.933	0.933	146.5	12	1:39.287	168.7
3	18	Campos Racing	ESP	Marcos Siebert	ARG			Dallara F312	Campos Racing	19	36:16.166	4.704	3.771	146.3	10	1:40.190	167.2
4	1	RP Motorsport	ITA	David Schumacher	DEU	R	2	Dallara F312	RP Motorsport	19	36:16.897	5.435	0.731	146.2	13	1:40.333	167.0
5	28	Carlin Motorsport	GBR	Cameron Das	USA			Dallara F312	Carlin Motorsport	19	36:17.471	6.009	0.574	146.2	12	1:40.059	167.4
6	77	RP Motorsport	ITA	Guilherme Samaia	BRA			Dallara F312	RP Motorsport	19	36:18.998	7.536	1.527	146.1	11	1:40.951	166.0
7	51	RACE	ESP	Aldo Festante	ITA	R	3	Dallara F312	Teo Martin Motorsport	19	36:20.769	9.307	1.771	146.0	8	1:41.061	165.8
8	58	Drivex School	ESP	Javier Gonzalez	MEX	R	4	Dallara F312	Drivex School	19	36:21.026	9.564	0.257	145.9	19	1:40.912	166.0
9	3	RP Motorsport	ITA	Kaylen Frederick	USA	R	5	Dallara F312	RP Motorsport	19	36:22.419	10.957	1.393	145.8	11	1:40.926	166.0
10	5	Carlin Motorsport	GBR	Dev Gore	USA	R	6	Dallara F312	Carlin Motorsport	19	36:24.003	12.541	1.584	145.7	9	1:41.246	165.5
11	22	Drivex School	ESP	Patrick Schott	CHE	R	7	Dallara F312	Drivex School	19	36:26.971	15.509	2.968	145.5	8	1:41.098	165.7
12	6	RP Motorsport	ITA	Alessandro Bracalente	ITA			Dallara F312	RP Motorsport	18	36:26.680	1 Lap	1 Lap	137.9	18	1:42.254	163.8
13	11	Campos Racing	ESP	Brad Benavides	USA	R	8	Dallara F312	Campos Racing	17	33:06.143	2 Laps	1 Lap	143.4	11	1:40.913	166.0
Not classified: (Requirements: 75% of number laps of leader = 15 Laps)																	
	8	Drivex School	ESP	Lukas Dunner	AUT	R	9	Dallara F312	Drivex School	12	22:17.775	7 Laps	5 Laps	150.3	12	1:40.360	166.9
	34	Carlin Motorsport	GBR	Matheus Iorio	BRA			Dallara F312	Carlin Motorsport	2	3:30.829	17 Laps	10 Laps	158.9	2	1:41.496	165.1

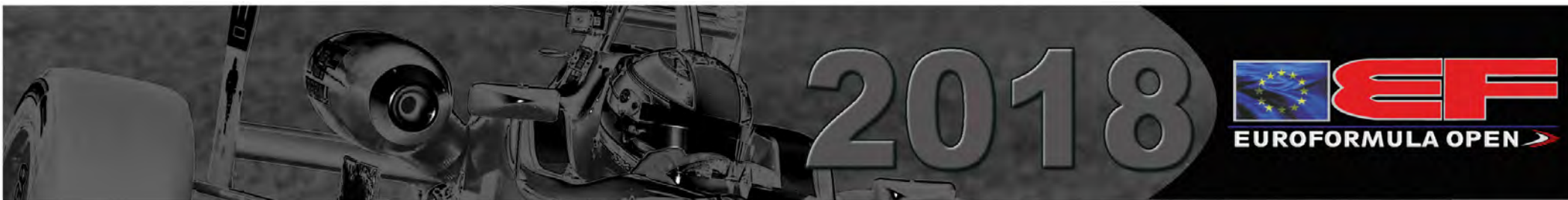
Fastest lap Bent Viscaal in 1:39.287 at 168.8 Km/h in lap 12

Published at:.....

Track Temp: **27.4 °C** Air Temp: **23.2 °C** Humidity: **62 %** Track Status: **DRY**

Stewards:	Race Director:	Timekeeper:





Championship Classification

Cls.	Nº	Name	Net	Pts.	Estoril			Paul Ricard			SPA-Francorchamps			Hungaroring			Silverstone			Monza			Jerez			Barcelona								
					Race - 1		Race - 2	Race - 1		Race - 2	Race - 1		Race - 2	Race - 1		Race - 2	Race - 1		Race - 2	Race - 1		Race - 2	Race - 1		Race - 2	Race - 1		Race - 2						
					Q	R	F	Q	R	F	Q	R	F	Q	R	F	Q	R	F	Q	R	F	Q	R	F	Q	R	F	Q	R	F			
1	4	Felipe Drugovich	369	405	1	25		18	1	25	1	1	25	1	1	25	1	1	25	1	1	25	1	1	25	1	1	25	1	25				
2	10	Bent Viscaal	240	246		10		15		18		6		10		15		18	1	18		18	1	25	1	1		18	18	18	15	1	18	1
3	18	Marcos Siebert	195	195	12		25	1	4		8		1	12		15		15		10		12		18			1	12		15	1	18		15
4	34	Matheus Iorio	172	178	18		6		15		18		8		12		10		6		8		10		12		15		10		12			
5	28	Cameron Das	159	159	15	1	8		8		15			10		10		12		8		15		15		8		12		10		12		
6	77	Guilherme Samaia	94	94	6		4		12		12		15		4			1		1		1		6		6		8		8		10		
7	8	Lukas Dunner	83	83	8						12		1		2		4		15		10		15			10				6				
8	11	Alex Karkosik	66	66			2		6		10			18				8		12		2		8										
9	51	Aldo Festante	29	29			1		10		1				4							4				1						8		
10	3	Christian Hahn	29	29					1				8		2			6				6		2		2		2						
11	21	Calan Williams	25	25								6			8				2		4		1		4									
12	7	Jannes Fittie	22	22	4		12		2		2		2																					
13	11	Petru Florescu	21	21			1	10																		4		6						
14	3	Kavlen Frederick	21	21																					10	1				4		6		
15	3	Leonardo Lorandi	20	20																			12		8									
16	15	Yves Baltas	18	18	2										6				4		6													
17	5	Dev Gore	11	11																		2		1			4				4			
18	1	Leonard Hoodenboo	9	9							1		6				2																	
19	3	Michael Benvahia	9	9	1						4		4																					
20	32	Moritz Müller-Creppo	0	0																														
21	19	Raul Guzman	0	0																														



Santísima Trinidad 30, 28010 Madrid
 Tel y Fax 91.448.32.06
 www.cronococa.com
 info@cronococa.com




Juan Bravo 17, 28006 Madrid
 Tel 91.432.27.50
 www.gt-sport.es
 info@gt-sport.es



Championship Rookie Classification

Cls.	Nº	Name	Net Pts.	Pts.	Estoril		Paul Ricard		SPA-Francorchamps		Hungaroring		Silverstone		Monza		Jerez		Barcelona		
					R1	R2	R1	R2	R1	R2	R1	R2	R1	R2	R1	R2	R1	R2	R1	R2	
1	10	Bent Viscaal	148	148	10	10	10	10	8	10	10	10	10	10	10	10	10	10	10	10	10
2	8	Lukas Dunner	90	90	8	6		3	10	6	4	8	8	8	10	3	8		8		
3	51	Aldo Festante	58	58	3	8	8	6			6	3	4		6		6				8
4	15	Yves Baltas	37	37	6			4		3	8	4	6	6							
5	5	Dev Gore	31	31									3	4	4	4	4	8			4
6	3	Michael Benyahia	26	26	4	4		8	6	4											
7	3	Kaylen Frederick	23	23											3	8				6	6
8	1	Leonard Hoogenboom	18	18					4	8		6									
9	3	Leonardo Lorandi	14	14											8	6					
10	19	Raul Guzman	6	6			6														
11	32	Moritz Müller-Creppon	3	3		3															



Championship Teams' Classification

Cls.	Team	Pts.	Estoril		Paul Ricard		SPA-Francorchamps		Hungaroring		Silverstone		Monza		Jerez		Barcelona	
			R1	R2	R1	R2	R1	R2	R1	R2	R1	R2	R1	R2	R1	R2	R1	R2
1	RP Motorsport	180	10	8	14	14	16	10	10	10	10	8	14	13	10	10	10	13
2	Carlin Motorsport	102	14		6	14	8	3	7	7		6	3	10	6	7	7	4
3	Teo Martin Motorsport	98	3	6	8		3	6	8	8	8	10		8	8	8	6	8
4	Campos Racing	84	4	10		3		12	6	6	7	4	8		4	6	8	6
5	Drivex School	26		4			4				6	3	6		3			
6	Fortec Motorsport	3		3														



Drivers Statistics

Cls.	Nº	Name	Net Points	Points	First Positions	Seconds Positions	Thirds Positions	Race Fastest Laps	Pole Positions	Laps in first place	Km. covered in Race	Km. covered in Practice
1	4	Felipe Drugovich	369	405	14	2		10	9	220	1395.418	2332.545
2	10	Bent Viscaal	240	246	1	8	3	2	4	19	1360.660	2441.306
3	18	Marcos Siebert	195	195	1	2	4	2	2	18	1354.867	2447.666
4	34	Matheus Iorio	172	178		3	2			1	1316.283	2462.114
5	28	Cameron Das	159	159			4	1		6	1259.495	2498.533
6	77	Guilherme Samaia	94	94			1				1310.767	2389.694
7	8	Lukas Dunner	83	83			2				1226.319	2439.402
8	11	Alex Karkosik	66	66		1					854.606	1819.245
9	51	Aldo Festante	29	29							1041.118	2399.686
10	3	Christian Hahn	29	29							1129.711	2115.356
11	21	Calan Williams	25	25							990.430	1992.160
12	7	Jannes Fittje	22	22							523.284	846.522
13	11	Petru Florescu	21	21					1	6	285.114	517.338
14	3	Kaylen Frederick	21	21				1			362.266	664.120
15	3	Leonardo Lorandi	20	20							196.962	307.029
16	15	Yves Baltas	18	18							730.464	1549.342
17	5	Dev Gore	11	11							653.903	1439.906
18	1	Leonard Hoogenboom	9	9							294.252	709.414
19	3	Michael Benyahia	9	9							435.654	934.682
20	32	Moritz Müller-Creppon	0	0							158.916	259.284
21	19	Raul Guzman	0	0							175.260	251.206



Drivers Performance

Cls.	Nº	Name	Net Pts.	Pts.	Estoril		Paul Ricard		SPA-Francorchamps		Hungaroring		Silverstone		Monza		Jerez		Barcelona	
					R1	R2	R1	R2	R1	R2	R1	R2	R1	R2	R1	R2	R1	R2	R1	R2
1	4	Felipe Drugovich	369	405	1-1	3-2	1-1	1-1	1-1	1-1	1-1	2-1	1-1	2-2	3-1	1-1	2-1	1-1	2-1	2-1
2	10	Bent Viscaal	240	246	4-5	6-3	2-2	2-7	10-5	3-3	2-2	1-2	2-2	1-1	1-NC	2-2	3-2	2-2	5-3	1-2
3	18	Marcos Siebert	195	195	3-4	2-1	12-8	10-6	3-11	4-4	4-3	6-3	7-5	4-4	2-2	8-NC	1-4	3-3	1-2	3-3
4	34	Matheus Iorio	172	178	2-2	11-7	3-3	3-2	6-2	8-6	8-4	5-5	10-7	7-6	7-5	4-4	4-3	5-5	3-4	5-NC
5	28	Cameron Das	159	159	6-3	5-6	10-6	5-3	2-NC	10-5	7-5	3-4	6-6	3-3	10-NC	6-3	6-6	4-4	4-5	6-4
6	77	Guilherme Samaia	94	94	5-7	8-8	4-4	4-4	9-3	6-8	6-NC	9-10	8-10	9-10	14-11	5-7	8-7	10-6	6-6	9-5
7	8	Lukas Dunner	83	83	9-6	10-12	6-NC	11-14	7-4	5-10	9-9	4-8	3-3	6-5	4-3	10-12	5-5	6-NC	10-7	4-NC
8	11	Alex Karkosik	66	66	11-13	15-9	15-7	6-5	5-NC	2-2	5-NC	10-6	4-4	11-9	8-6	7-11	NP-NP	NP-NP	NP-NP	NP-NP
9	51	Aldo Festante	29	29	12-11	7-10	7-5	7-10	15-NC	15-15	12-8	13-13	11-11	10-NC	12-8	13-NC	11-10	8-NC	8-NC	8-6
10	3	Christian Hahn	29	29	13-12	NP-NC	13-10	13-11	13-6	12-9	13-NC	8-7	12-13	12-11	13-7	14-9	9-9	9-9	NP-NP	NP-NP
11	21	Calan Williams	25	25	10-14	9-11	8-NC	9-12	8-7	9-14	11-6	11-11	5-9	5-8	5-10	3-8	NP-NP	NP-NP	NP-NP	NP-NP
12	7	Jannes Fittje	22	22	7-8	4-4	11-9	8-9	4-9	7-12	NP-NP	NP-NP	NP-NP	NP-NP	NP-NP	NP-NP	NP-NP	NP-NP	NP-NP	NP-NP
13	11	Petru Florescu	21	21	8-NC	1-5	NP-NP	NP-NP	NP-NP	NP-NP	NP-NP	NP-NP	NP-NP	NP-NP	NP-NP	NP-NP	7-8	7-7	NP-NP	NP-NP
14	3	Kaylen Frederick	21	21	NP-NP	NP-NP	NP-NP	NP-NP	NP-NP	NP-NP	NP-NP	NP-NP	NP-NP	NP-NP	9-12	11-5	NP-NP	NP-NP	7-8	7-7
15	3	Leonardo Lorandi	20	20	NP-NP	NP-NP	NP-NP	NP-NP	NP-NP	NP-NP	NP-NP	NP-NP	NP-NP	NP-NP	6-4	9-6	NP-NP	NP-NP	NP-NP	NP-NP
16	15	Yves Baltas	18	18	14-9	14-15	14-NC	15-13	14-NC	14-13	3-7	12-12	9-8	8-7	NP-NP	NP-NP	NP-NP	NP-NP	NP-NP	NP-NP
17	5	Dev Gore	11	11	NP-NP	NP-NP	NP-NP	NP-NP	NP-NP	NP-NP	NP-NP	NP-NP	13-12	13-12	11-9	12-10	10-11	11-8	9-NC	10-8
18	1	Leonard Hoogenboom	9	9	NP-NP	NP-NP	NP-NP	NP-NP	11-10	13-7	10-NC	7-9	NP-NP	NP-NP	NP-NP	NP-NP	NP-NP	NP-NP	NP-NP	NP-NP
19	3	Michael Benyahia	9	9	15-10	13-13	5-NC	12-8	12-8	11-11	NP-NP	NP-NP	NP-NP	NP-NP	NP-NP	NP-NP	NP-NP	NP-NP	NP-NP	NP-NP
20	32	Moritz Müller-Creppon	0	0	16-15	12-14	NP-NP	NP-NP	NP-NP	NP-NP	NP-NP	NP-NP	NP-NP	NP-NP	NP-NP	NP-NP	NP-NP	NP-NP	NP-NP	NP-NP
21	19	Raul Guzman	0	0	NP-NP	NP-NP	9-11	14-15	NP-NP	NP-NP	NP-NP	NP-NP	NP-NP	NP-NP	NP-NP	NP-NP	NP-NP	NP-NP	NP-NP	NP-NP



CAMPEONATO DE ESPAÑA DE F3

Championship Classification

Cls.	Nº	Name	Pts.	Estoril						Jerez						Barcelona					
				Race - 1			Race - 2			Race - 1			Race - 2			Race - 1			Race - 2		
				Q	R	FL	Q	R	FL	Q	R	FL	Q	R	FL	Q	R	FL	Q	R	FL
1	4	Felipe Drugovich	158	1	25			25	1	1	25	1	1	25	1	1	25	1		25	
2	10	Bent Viscaal	104		12			18			18			18			18		1	18	1
3	28	Cameron Das	73		15	1		10			10			15			10			12	
4	34	Matheus Iorio	63		18			8			15			10			12				
5	77	Guilherme Samaia	48		8			6			8			8			8			10	
6	1	David Schumacher	38								2			6			15			15	
7	8	Lukas Dunner	28		10						12						6				
8	7	Jannes Fittje	21		6			15													
9	58	Javier Gonzalez	18											12						6	
10	51	Aldo Festante	16		2			2			4									8	
11	19	Petru Florescu	13				1	12													
12	3	Christian Hahn	11		1						6			4							
13	3	Kaylen Frederick	5														1			4	
14	11	Brad Benavides	4														4				
15	1	Alex Karkosik	4					4													
16	3	Michael Benyahia	4		4																
17	22	Patrick Schott	4														2			2	
18	6	Alessandro Bracalente	1																	1	
19	21	Calan Williams	1					1													
20	32	Moritz Müller-Creppon	0																		

CAMPEONATO DE ESPAÑA DE F3

Championship Teams' Classification

Cls.	Team	Pts.	Estoril		Jerez		Barcelona	
			R1	R2	R1	R2	R1	R2
1	RP Motorsport	72	10	10	10	10	16	16
2	Carlin Motorsport	46	14	3	9	9	7	4
3	Teo Martin Motorsport	44	4	8	8	8	8	8
4	Drivex School	17	3	6	4	4		
5	Fortec Motorsport	4		4				
6	Campos Racing	0						