Real Federación Española de Automovilismo

GTSPORT ORGANIZACION

INTERNATIONAL GTOPEN

INTERNATIONAL GT OPEN

Round 7

Barcelona

20th – 21th October 2018

Results booklet

COCA CRONOMETRAJE

2018 INTERNATIONAL SERIES SANCTIONED BY THE FIA

Provided by Colegio de Cronometradores S.L.
www.cronococa.com

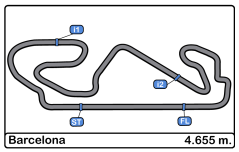

Circuito de Barcelona

International GT Open

Free Practice - 1

Provisional Results

Cls	Nº	Entrant/Team	Nat	Driver 1	Nat		Driver 2	Nat		Vehicle	Cat	Cls	Laps	Best	Time	Gap	Interval	Km/h
1	**36**	Drivex School	ESP	Christian Hahn	BRA	Bronze	Lucas Auer	AUT	Gold	Mercedes AMG GT3	PROAM	1	21	**11**	**1:45.957**			158.1
2	**6**	Vincenzo Sospiri Racing	ITA	Kang Ling	CHN	Silver	Philip Keen	GBR	Gold	Lamborghini Huracan GT3	PRO	1	22	**17**	**1:46.073**	0.116	0.116	157.9
3	**77**	Olimp Racing	POL	Marcin Jedlinski	POL	Bronze	Mateusz Lisowski	POL	Silver	Audi R8 LMS	PROAM	2	23	**21**	**1:46.307**	0.350	0.234	157.6
4	**72**	Lechner Racing	AUT	Mario Plachutta	AUT	Bronze	Thomas Jäger	DEU	Gold	Mercedes AMG GT3	PROAM	3	20	**11**	**1:46.308**	0.351	0.001	157.6
5	**63**	Imperiale Racing	ITA	Giovanni Venturini	ITA	Gold	Jeroen Mul	NLD	Silver	Lamborghini Huracan GT3	PRO	2	19	**16**	**1:46.351**	0.394	0.043	157.5
6	**51**	Luzich Racing	USA	Alessandro Pier Guidi	ITA	Platinum	Mikkel Mac	DNK	Gold	Ferrari 488 GT3	PRO	3	24	**20**	**1:46.383**	0.426	0.032	157.5
7	**16**	Drivex School	ESP	Marcelo Hahn	BRA	Bronze	Allam Khodair	BRA	Gold	Mercedes AMG GT3	PROAM	4	22	**17**	**1:46.401**	0.444	0.018	157.4
8	**25**	Imperiale Racing	ITA	Riccardo Agostini	ITA	Gold	Rik Breukers	NLD	Silver	Lamborghini Huracan GT3	PRO	4	23	**21**	**1:46.438**	0.481	0.037	157.4
9	**96**	Optimum Motorsport	GBR	Bradley Ellis	GBR	Silver	Oliver Wilkinson	GBR	Bronze	Audi R8 LMS	PROAM	5	22	**21**	**1:46.500**	0.543	0.062	157.3
10	**27**	Daiko Lazarus Racing	ITA	Fabrizio Crestani	ITA	Silver	Miguel Ramos	PRT	Bronze	Lamborghini Huracan GT3	PROAM	6	20	**2**	**1:46.504**	0.547	0.004	157.3
11	**90**	Target Racing	ITA	Alberto Di Folco	ITA	Silver	Adrian Zaugg	CHE	Silver	Lamborghini Huracan GT3	PRO	5	21	**8**	**1:46.548**	0.591	0.044	157.2
12	**333**	Rinaldi Racing	DEU	Rinat Salikhov	RUS	Bronze	David Perel	ZAF	Silver	Ferrari 488 GT3	PROAM	7	22	**18**	**1:46.634**	0.677	0.086	157.1
13	**28**	Daiko Lazarus Racing	ITA	Toby Sowery	GBR	Silver	Giuseppe Cipriani	ITA	Bronze	Lamborghini Huracan GT3	PROAM	8	10	**6**	**1:46.659**	0.702	0.025	157.1
14	**33**	Rinaldi Racing	DEU	Christian Hook	DEU	Bronze	Dominik Schwager	DEU	Gold	Ferrari 488 GT3	PROAM	9	24	**14**	**1:46.664**	0.707	0.005	157.1
15	**47**	RACE / BMW Team Teo Martín	ESP	Fran Rueda	ESP	Silver	Andrés Saravia	GTM	Silver	BMW M6 GT3	PRO	6	26	**11**	**1:46.712**	0.755	0.048	157.0
16	**3**	RACE / BMW Team Teo Martín	ESP	Lourenço Beirão da Veiga	PRT	Silver	Juan Cruz Álvarez	ARG	Silver	BMW M6 GT3	PRO	7	21	**10**	**1:46.773**	0.816	0.061	156.9
17	**52**	Luzich Racing	USA	Marco Cioci	ITA	Gold	Matt Griffin	IRL	Gold	Ferrari 488 GT3	PRO	8	23	**14**	**1:46.806**	0.849	0.033	156.9
18	**11**	RS Racing	ITA	Daniele Di Amato	ITA	Silver	Andrea Montermini	ITA	Gold	Ferrari 488 GT3	PRO	9	24	**22**	**1:46.843**	0.886	0.037	156.8
19	**12**	Ombra Racing	ITA	Andrea Rizzoli	ITA	Silver	Damiano Fioravanti	ITA	Silver	Lamborghini Huracan GT3	PRO	10	22	**6**	**1:46.853**	0.896	0.010	156.8
20	**19**	Imperiale Racing	ITA	Jiatong Liang	CHN	Bronze	Raffaele Giammaria	ITA	Gold	Lamborghini Huracan GT3	PROAM	10	21	**9**	**1:47.012**	1.055	0.159	156.5
21	**111**	Porteiro Motorsport	ESP	Charles Finelli	USA	Bronze	Phillippe Denes	USA	Bronze	Mercedes AMG GT3	AM	1	22	**3**	**1:47.026**	1.069	0.014	156.5
22	**84**	Winward Racing / HTP	USA	Russell Ward	USA	Silver	Indy Dontje	NLD	Silver	Mercedes AMG GT3	PRO	11	21	**19**	**1:47.080**	1.123	0.054	156.4
23	**71**	Luzich Racing	USA	Alexander West	SWE	Bronze	Michele Rugolo	ITA	Gold	Ferrari 488 GT3	PROAM	11	22	**9**	**1:47.237**	1.280	0.157	156.2
24	**66**	Vincenzo Sospiri Racing	ITA	Giulio Borlenghi	BRA	Bronze	Andrzej Lewandowski	POL	Bronze	Lamborghini Huracan GT3	AM	2	22	**7**	**1:47.391**	1.434	0.154	156.0
25	**17**	Senkyr Motorsport	CZE	Richard Gonda	SVK	Silver	Mikkel Jensen	DNK	Silver	BMW M6 GT3	PRO	12	19	**17**	**1:47.701**	1.744	0.310	155.5
26	**91**	Target Racing	ITA	Stefano Costantini	ITA	Bronze	Christoph Lenz	CHE	Bronze	Lamborghini Huracan GT3	AM	3	19	**7**	**1:48.380**	2.423	0.679	154.6
27	**5**	Olimp Racing	POL	Stanislaw Jedlinski	POL	Bronze	Malgorzata Rdest	POL	Bronze	Audi R8 LMS	AM	4	21	**20**	**1:48.416**	2.459	0.036	154.5
28	**99**	Sports and You	PRT	Manuel Da Costa	PRT	Bronze	Miguel Sardinha	PRT	Bronze	Mercedes AMG GT3	AM	5	21	**9**	**1:48.636**	2.679	0.220	154.2
29	**20**	SPS Automotive Performance	DEU	Valentin Pierburg	DEU	Bronze	Tom Onslow-Cole	GBR	Gold	Mercedes AMG GT3	PROAM	12	9	**4**	**1:48.752**	2.795	0.116	154.0
30	**7**	RACE / BMW Team Teo Martín	ESP	Márcio Basso	BRA	Bronze	Guilherme Salas	BRA	Bronze	BMW M6 GT3	AM	6	23	**22**	**1:50.841**	4.884	2.089	151.1

Published at:.....

Track Temp: **20.0 °C** Air Temp: **22.3 °C** Humidity: **64 %** Track Status: **DRY**

Stewards:	**Race Director:**	**Timekeeper:**

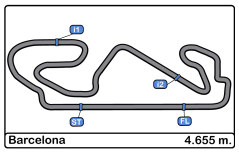

Circuito de Barcelona

International GT Open

Free Practice - 1

Provisional Results by Class

Cls	Nº	Entrant/Team	Nat	Driver 1	Nat	Status	Driver 2	Nat	Status	Vehicle	Cat	Cls	Laps	Best	Time	Gap	Interval	Km/h
		PRO																
1	**6**	Vincenzo Sospiri Racing	ITA	Kang Ling	CHN	Silver	Philip Keen	GBR	Gold	Lamborghini Huracan GT3	PRO	1	22	**17**	**1:46.073**			157.9
2	**63**	Imperiale Racing	ITA	Giovanni Venturini	ITA	Gold	Jeroen Mul	NLD	Silver	Lamborghini Huracan GT3	PRO	2	19	**16**	**1:46.351**	0.278	0.278	157.5
3	**51**	Luzich Racing	USA	Alessandro Pier Guidi	ITA	Platinum	Mikkel Mac	DNK	Gold	Ferrari 488 GT3	PRO	3	24	**20**	**1:46.383**	0.310	0.032	157.5
4	**25**	Imperiale Racing	ITA	Riccardo Agostini	ITA	Gold	Rik Breukers	NLD	Silver	Lamborghini Huracan GT3	PRO	4	23	**21**	**1:46.438**	0.365	0.055	157.4
5	**90**	Target Racing	ITA	Alberto Di Folco	ITA	Silver	Adrian Zaugg	CHE	Silver	Lamborghini Huracan GT3	PRO	5	21	**8**	**1:46.548**	0.475	0.110	157.2
6	**47**	RACE / BMW Team Teo Martín	ESP	Fran Rueda	ESP	Silver	Andrés Saravia	GTM	Silver	BMW M6 GT3	PRO	6	26	**11**	**1:46.712**	0.639	0.164	157.0
7	**3**	RACE / BMW Team Teo Martín	ESP	Lourenço Beirão da Veiga	PRT	Silver	Juan Cruz Álvarez	ARG	Silver	BMW M6 GT3	PRO	7	21	**10**	**1:46.773**	0.700	0.061	156.9
8	**52**	Luzich Racing	USA	Marco Cioci	ITA	Gold	Matt Griffin	IRL	Gold	Ferrari 488 GT3	PRO	8	23	**14**	**1:46.806**	0.733	0.033	156.9
9	**11**	RS Racing	ITA	Daniele Di Amato	ITA	Silver	Andrea Montermini	ITA	Gold	Ferrari 488 GT3	PRO	9	24	**22**	**1:46.843**	0.770	0.037	156.8
10	**12**	Ombra Racing	ITA	Andrea Rizzoli	ITA	Silver	Damiano Fioravanti	ITA	Silver	Lamborghini Huracan GT3	PRO	10	22	**6**	**1:46.853**	0.780	0.010	156.8
11	**84**	Winward Racing / HTP	USA	Russell Ward	USA	Silver	Indy Dontje	NLD	Silver	Mercedes AMG GT3	PRO	11	21	**19**	**1:47.080**	1.007	0.227	156.4
12	**17**	Senkyr Motorsport	CZE	Richard Gonda	SVK	Silver	Mikkel Jensen	DNK	Silver	BMW M6 GT3	PRO	12	19	**17**	**1:47.701**	1.628	0.621	155.5
		PROAM																
1	**36**	Drivex School	ESP	Christian Hahn	BRA	Bronze	Lucas Auer	AUT	Gold	Mercedes AMG GT3	PROAM	1	21	**11**	**1:45.957**			158.1
2	**77**	Olimp Racing	POL	Marcin Jedlinski	POL	Bronze	Mateusz Lisowski	POL	Silver	Audi R8 LMS	PROAM	2	23	**21**	**1:46.307**	0.350	0.350	157.6
3	**72**	Lechner Racing	AUT	Mario Plachutta	AUT	Bronze	Thomas Jäger	DEU	Gold	Mercedes AMG GT3	PROAM	3	20	**11**	**1:46.308**	0.351	0.001	157.6
4	**16**	Drivex School	ESP	Marcelo Hahn	BRA	Bronze	Allam Khodair	BRA	Gold	Mercedes AMG GT3	PROAM	4	22	**17**	**1:46.401**	0.444	0.093	157.4
5	**96**	Optimum Motorsport	GBR	Bradley Ellis	GBR	Silver	Oliver Wilkinson	GBR	Bronze	Audi R8 LMS	PROAM	5	22	**21**	**1:46.500**	0.543	0.099	157.3
6	**27**	Daiko Lazarus Racing	ITA	Fabrizio Crestani	ITA	Silver	Miguel Ramos	PRT	Bronze	Lamborghini Huracan GT3	PROAM	6	20	**2**	**1:46.504**	0.547	0.004	157.3
7	**333**	Rinaldi Racing	DEU	Rinat Salikhov	RUS	Bronze	David Perel	ZAF	Silver	Ferrari 488 GT3	PROAM	7	22	**18**	**1:46.634**	0.677	0.130	157.1
8	**28**	Daiko Lazarus Racing	ITA	Toby Sowery	GBR	Silver	Giuseppe Cipriani	ITA	Bronze	Lamborghini Huracan GT3	PROAM	8	10	**6**	**1:46.659**	0.702	0.025	157.1
9	**33**	Rinaldi Racing	DEU	Christian Hook	DEU	Bronze	Dominik Schwager	DEU	Gold	Ferrari 488 GT3	PROAM	9	24	**14**	**1:46.664**	0.707	0.005	157.1
10	**19**	Imperiale Racing	ITA	Jiatong Liang	CHN	Bronze	Raffaele Giammaria	ITA	Gold	Lamborghini Huracan GT3	PROAM	10	21	**9**	**1:47.012**	1.055	0.348	156.5
11	**71**	Luzich Racing	USA	Alexander West	SWE	Bronze	Michele Rugolo	ITA	Gold	Ferrari 488 GT3	PROAM	11	22	**9**	**1:47.237**	1.280	0.225	156.2
12	**20**	SPS Automotive Performance	DEU	Valentin Pierburg	DEU	Bronze	Tom Onslow-Cole	GBR	Gold	Mercedes AMG GT3	PROAM	12	9	**4**	**1:48.752**	2.795	1.515	154.0
		AM																
1	**111**	Porteiro Motorsport	ESP	Charles Finelli	USA	Bronze	Phillippe Denes	USA	Bronze	Mercedes AMG GT3	AM	1	22	**3**	**1:47.026**			156.5
2	**66**	Vincenzo Sospiri Racing	ITA	Giulio Borlenghi	BRA	Bronze	Andrzej Lewandowski	POL	Bronze	Lamborghini Huracan GT3	AM	2	22	**7**	**1:47.391**	0.365	0.365	156.0
3	**91**	Target Racing	ITA	Stefano Costantini	ITA	Bronze	Christoph Lenz	CHE	Bronze	Lamborghini Huracan GT3	AM	3	19	**7**	**1:48.380**	1.354	0.989	154.6
4	**5**	Olimp Racing	POL	Stanislaw Jedlinski	POL	Bronze	Malgorzata Rdest	POL	Bronze	Audi R8 LMS	AM	4	21	**20**	**1:48.416**	1.390	0.036	154.5
5	**99**	Sports and You	PRT	Manuel Da Costa	PRT	Bronze	Miguel Sardinha	PRT	Bronze	Mercedes AMG GT3	AM	5	21	**9**	**1:48.636**	1.610	0.220	154.2
6	**7**	RACE / BMW Team Teo Martín	ESP	Márcio Basso	BRA	Bronze	Guilherme Salas	BRA	Bronze	BMW M6 GT3	AM	6	23	**22**	**1:50.841**	3.815	2.205	151.1

Published at:.....

Track Temp: **20.0 °C** Air Temp: **22.3 °C** Humidity: **64 %** Track Status: **DRY**

Stewards:	**Race Director:**	**Timekeeper:**

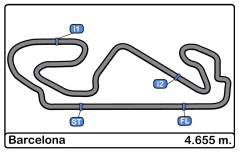

Circuito de Barcelona
International GT Open
Free Practice - 1
Lap Analysis

3 — 1 Lourenço Beirão da Veiga — BMW M6 GT3
PRO — 2 Juan Cruz Álvarez — RACE / BMW Team Teo Martín

Lap	D	Time	Sector 1	Sector 2	Sector 3	T. Spd	Elapsed
1		10:48:32.413	10:47:11.288	44.331	36.794	191.4	10:48:32.413
2		1:48.275	30.669	41.898	35.708	266.6	10:50:20.688
3		1:50.139	30.453	42.870	36.816	266.0	10:52:10.827
4		1:47.439	30.280	41.635	35.524	266.0	10:53:58.266
5		2:03.491	P 30.624	43.854	49.013	266.6	10:56:01.757
6		6:18.097	4:53.377	47.883	36.837	191.4	11:02:19.854
7		1:48.010	30.457	41.941	35.612	266.6	11:04:07.864
8		1:52.868	P 30.125	41.705	41.038	268.6	11:06:00.732
9		15:42.101	14:19.881	43.633	38.587	122.8	11:21:42.833
10		1:46.773	30.203	41.346	35.224	265.3	11:23:29.606
11		1:52.341	30.891	44.719	36.731	269.3	11:25:21.947
12		2:05.842	P 29.866	45.512	50.464	267.9	11:27:27.789
13		5:18.481	4:00.012	42.539	35.930	183.3	11:32:46.270
14		1:47.668	30.412	41.782	35.474	266.0	11:34:33.938
15		1:47.531	30.088	41.940	35.503	267.9	11:36:21.469
16		1:47.472	30.032	41.826	35.614	267.9	11:38:08.941
17		1:47.603	30.110	41.880	35.613	266.6	11:39:56.544
18		1:50.012	30.254	41.897	37.861	266.6	11:41:46.556
19		1:54.562	P 31.031	42.277	41.254	270.0	11:43:41.118
20		2:33.736	1:16.150	42.041	35.545	191.1	11:46:14.854
21		2:02.724	P 30.072	41.980	50.672	267.9	11:48:17.578

5 — 1 Stanislaw Jedlinski — Audi R8 LMS
AM — 2 Malgorzata Rdest — Olimp Racing

Lap	D	Time	Sector 1	Sector 2	Sector 3	T. Spd	Elapsed
1		10:47:58.517	10:46:34.137	46.115	38.265	177.6	10:47:58.517
2		1:55.810	32.638	44.535	38.637	258.9	10:49:54.327
3		1:54.428	32.177	44.585	37.666	258.9	10:51:48.755
4		1:57.099	32.448	45.422	39.229	258.9	10:53:45.854
5		2:14.823	P 33.224	47.138	54.461	256.5	10:56:00.677
6		5:22.158	3:59.128	45.205	37.825	123.5	11:01:22.835
7		1:53.207	31.897	44.102	37.208	258.9	11:03:16.042
8		1:56.747	33.354	44.992	38.401	258.9	11:05:12.789
9		1:59.898	32.491	47.228	40.179	259.6	11:07:12.687
10		2:11.971	P 32.849	47.172	51.950	260.8	11:09:24.658
11		14:52.147	P 13:10.412	52.327	49.408	114.1	11:24:16.805
12		2:55.869	P 1:19.464	49.982	46.423	189.8	11:27:12.674
13		5:04.826	3:40.461	45.951	38.414	190.1	11:32:17.500
14		1:54.121	32.246	44.933	36.942	258.3	11:34:11.621
15		1:51.290	31.488	43.297	36.505	260.2	11:36:02.911
16		1:50.035	31.049	42.863	36.123	261.5	11:37:52.946
17		1:48.975	30.919	42.458	35.598	261.5	11:39:41.921
18		1:49.002	30.670	42.673	35.659	262.7	11:41:30.923
19		1:48.526	30.700	42.406	35.420	263.4	11:43:19.449
20		1:48.416	30.520	42.201	35.695	264.0	11:45:07.865
21		2:05.178	P 32.138	45.245	47.795	263.4	11:47:13.043

6 — 1 Kang Ling — Lamborghini Huracan GT3
PRO — 2 Philip Keen — Vincenzo Sospiri Racing

Lap	D	Time	Sector 1	Sector 2	Sector 3	T. Spd	Elapsed
1		10:48:06.107	10:46:40.669	46.039	39.399	163.3	10:48:06.107
2		1:55.388	32.623	44.575	38.190	224.5	10:50:01.495
3		1:57.738	32.358	47.220	38.160	260.2	10:51:59.233
4		1:50.011	30.951	42.965	36.095	262.1	10:53:49.244
5		1:49.970	30.701	43.191	36.078	264.7	10:55:39.214
6		1:48.943	30.509	42.643	35.791	265.3	10:57:28.157
7		1:48.854	30.337	42.793	35.724	266.0	10:59:17.011
8		1:48.299	30.374	42.291	35.634	264.0	11:01:05.310
9		1:48.309	30.513	42.207	35.589	265.3	11:02:53.619
10		1:47.983	30.367	42.105	35.511	264.7	11:04:41.602
11		1:56.400	P 31.196	43.084	42.120	265.3	11:06:38.002
12		14:24.696	13:06.163	42.243	36.290	184.9	11:21:02.698
13		1:48.593	30.950	42.176	35.467	264.0	11:22:51.291
14		1:54.376	P 30.392	42.109	41.875	266.0	11:24:45.667
15		9:45.369	8:24.425	43.272	37.672	191.1	11:34:31.036
16		1:46.963	30.227	41.714	35.022	267.3	11:36:17.999
17		1:46.073	29.918	41.391	34.764	267.3	11:38:04.072
18		1:48.694	29.830	41.304	37.560	266.6	11:39:52.766
19		1:53.837	P 31.169	42.795	39.873	266.6	11:41:46.603
20		3:13.701	1:57.388	41.545	34.768	192.5	11:45:00.304
21		1:46.304	30.189	41.184	34.931	266.6	11:46:46.608
22		1:57.705	P 30.047	41.519	46.139	266.6	11:48:44.313

7 — 1 Márcio Basso — BMW M6 GT3
AM — 2 Guilherme Salas — RACE / BMW Team Teo Martín

Lap	D	Time	Sector 1	Sector 2	Sector 3	T. Spd	Elapsed
1		10:47:31.467	10:46:04.162	46.900	40.405	183.3	10:47:31.467
2		1:54.977	32.025	44.528	38.424	260.8	10:49:26.444
3		1:52.935	31.504	44.005	37.426	262.1	10:51:19.379
4		1:55.008	31.451	43.970	39.587	262.1	10:53:14.387
5		1:52.762	31.058	44.627	37.077	264.7	10:55:07.149
6		1:52.898	31.601	43.740	37.557	264.0	10:57:00.047
7		1:52.622	31.230	43.851	37.541	264.7	10:58:52.669
8		1:51.612	31.062	43.377	37.173	262.7	11:00:44.281
9		1:51.895	31.331	43.297	37.267	263.4	11:02:36.176
10		2:01.198	P 31.096	43.459	46.643	264.0	11:04:37.374
11		5:04.395	P 3:29.823	47.430	47.142	190.8	11:09:41.769
12		11:28.932	P 10:04.371	43.550	41.011	188.4	11:21:10.701
13		3:11.223	1:44.133	46.300	40.790	194.2	11:24:21.924
14		1:54.176	P 30.270	41.428	42.478	265.3	11:26:16.100
15		7:02.903	5:34.599	47.361	40.943	185.8	11:33:19.003
16		1:52.264	31.346	43.782	37.136	261.5	11:35:11.267
17		1:50.909	30.865	43.255	36.789	264.0	11:37:02.176
18		1:51.692	30.897	43.224	37.571	264.0	11:38:53.868
19		1:52.294	30.890	44.021	37.383	264.7	11:40:46.162
20		1:51.145	31.108	43.120	36.917	266.0	11:42:37.307
21		1:52.109	31.519	43.932	36.658	266.0	11:44:29.416
22		1:50.841	30.747	43.160	36.934	265.3	11:46:20.257
23		2:04.453	P 30.713	44.521	49.219	265.3	11:48:24.710

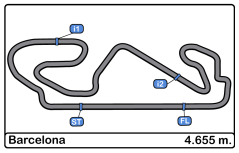

Circuito de Barcelona
International GT Open
Free Practice - 1
Lap Analysis

11 — 1 Daniele Di Amato — Ferrari 488 GT3
PRO — 2 Andrea Montermini — RS Racing

Lap	D	Time	Sector 1	Sector 2	Sector 3	T. Spd	Elapsed
1		10:47:46.039	P 10:46:20.566	43.942	41.531	185.5	10:47:46.039
2		2:25.595	1:04.986	42.723	37.886	194.2	10:50:11.634
3		2:15.096	32.399	51.718	50.979	266.0	10:52:26.730
4		1:48.802	30.415	42.432	35.955	265.3	10:54:15.532
5		1:48.236	30.477	42.141	35.618	263.4	10:56:03.768
6		1:56.723	P 30.070	42.010	44.643	266.6	10:58:00.491
7		3:57.527	2:39.279	42.144	36.104	194.5	11:01:58.018
8		1:47.342	30.151	41.760	35.431	265.3	11:03:45.360
9		1:47.675	30.117	41.729	35.829	265.3	11:05:33.035
10		1:47.655	30.169	41.584	35.902	265.3	11:07:20.690
11		2:09.099	P 30.811	44.991	53.297	266.0	11:09:29.789
12		12:21.500	10:51.153	46.780	43.567	127.5	11:21:51.289
13		1:48.403	30.646	42.204	35.553	264.0	11:23:39.692
14		1:47.526	30.052	42.096	35.378	266.6	11:25:27.218
15		2:04.915	P 31.170	42.814	50.931	266.0	11:27:32.133
16		5:57.513	4:36.060	41.930	39.523	192.1	11:33:29.646
17		1:47.588	30.178	41.805	35.605	264.0	11:35:17.234
18		1:57.176	30.343	49.907	36.926	266.6	11:37:14.410
19		1:48.736	30.001	42.319	36.416	266.0	11:39:03.146
20		1:47.171	30.213	41.798	35.160	266.0	11:40:50.317
21		1:48.840	30.120	43.290	35.430	267.3	11:42:39.157
22		1:46.843	29.801	41.937	35.105	267.9	11:44:26.000
23		1:46.971	30.262	41.605	35.104	267.9	11:46:12.971
24		2:03.556	P 30.097	42.350	51.109	267.3	11:48:16.527

12 — 1 Andrea Rizzoli — Lamborghini Huracan GT3
PRO — 2 Damiano Fioravanti — Ombra Racing

Lap	D	Time	Sector 1	Sector 2	Sector 3	T. Spd	Elapsed
1		10:48:56.641	10:47:32.919	44.708	39.014	182.1	10:48:56.641
2		1:49.240	31.240	42.257	35.743	262.7	10:50:45.881
3		1:47.671	30.220	41.919	35.532	264.0	10:52:33.552
4		1:55.732	P 30.271	41.917	43.544	264.7	10:54:29.284
5		3:15.174	1:57.148	42.010	36.016	167.9	10:57:44.458
6		1:46.853	30.100	41.576	35.177	265.3	10:59:31.311
7		1:48.566	30.167	42.597	35.802	264.0	11:01:19.877
8		1:47.318	30.182	41.751	35.385	264.0	11:03:07.195
9		1:47.046	30.036	41.670	35.340	264.0	11:04:54.241
10		1:53.896	P 30.383	43.121	40.392	264.7	11:06:48.137
11		14:06.443	12:47.352	43.172	35.919	186.5	11:20:54.580
12		1:48.318	30.776	42.105	35.437	261.5	11:22:42.898
13		1:47.858	30.227	41.718	35.913	263.4	11:24:30.756
14		2:00.352	P 30.124	41.977	48.251	265.3	11:26:31.108
15		6:51.925	5:30.720	42.544	38.661	190.4	11:33:23.033
16		1:53.745	30.527	42.081	41.137	262.7	11:35:16.778
17		1:53.429	30.586	42.721	40.122	264.7	11:37:10.207
18		1:52.521	P 30.260	41.939	40.322	264.0	11:39:02.728
19		3:02.532	1:39.916	44.208	38.408	154.2	11:42:05.260
20		1:47.750	30.540	41.831	35.379	264.7	11:43:53.010
21		1:47.479	30.079	41.861	35.539	266.0	11:45:40.489
22		1:56.661	P 30.198	41.961	44.502	265.3	11:47:37.150

16 — 1 Marcelo Hahn — Mercedes AMG GT3
PROAM — 2 Allam Khodair — Drivex School

Lap	D	Time	Sector 1	Sector 2	Sector 3	T. Spd	Elapsed
1		10:51:12.470	10:49:52.352	43.950	36.168	191.1	10:51:12.470
2		1:47.258	30.221	41.810	35.227	261.5	10:52:59.728
3		1:47.302	30.272	41.783	35.247	263.4	10:54:47.030
4		1:46.896	30.077	41.626	35.193	262.7	10:56:33.926
5		1:47.289	30.161	41.847	35.281	263.4	10:58:21.215
6		1:52.120	P 30.480	41.632	40.008	263.4	11:00:13.335
7		5:24.578	4:05.055	43.094	36.429	153.1	11:05:37.913
8		1:47.157	30.291	41.564	35.302	262.1	11:07:25.070
9		2:07.378	P 30.104	43.668	53.606	264.0	11:09:32.448
10		12:33.733	11:14.967	42.932	35.834	187.8	11:22:06.181
11		1:48.733	30.477	42.190	36.066	261.5	11:23:54.914
12		1:47.530	30.155	42.010	35.365	262.7	11:25:42.444
13		1:57.139	P 31.306	41.827	44.006	263.4	11:27:39.583
14		4:58.320	3:36.986	42.035	39.299	193.2	11:32:37.903
15		1:51.340	31.639	43.302	36.399	262.1	11:34:29.243
16		1:46.529	30.039	41.559	34.931	263.4	11:36:15.772
17		1:46.401	30.051	41.272	35.078	264.7	11:38:02.173
18		1:58.363	30.078	50.740	37.545	266.0	11:40:00.536
19		1:50.467	30.046	42.366	38.055	262.7	11:41:51.003
20		1:48.096	30.398	41.581	36.117	263.4	11:43:39.099
21		1:47.067	30.042	41.452	35.573	262.1	11:45:26.166
22		1:51.010	P 30.096	41.692	39.222	263.4	11:47:17.176

17 — 1 Richard Gonda — BMW M6 GT3
PRO — 2 Mikkel Jensen — Senkyr Motorsport

Lap	D	Time	Sector 1	Sector 2	Sector 3	T. Spd	Elapsed
1		10:49:45.495	10:48:22.490	43.997	39.008	181.2	10:49:45.495
2		1:50.067	30.791	42.473	36.803	266.0	10:51:35.562
3		1:48.863	30.682	42.230	35.951	264.7	10:53:24.425
4		1:48.397	30.393	42.089	35.915	264.7	10:55:12.822
5		1:52.806	P 30.436	41.970	40.400	265.3	10:57:05.628
6		5:10.517	3:51.331	42.755	36.431	191.4	11:02:16.145
7		1:50.559	30.460	42.454	37.645	265.3	11:04:06.704
8		1:48.450	30.311	42.043	36.096	266.6	11:05:55.154
9		1:53.286	P 30.302	42.613	40.371	262.7	11:07:48.440
10		13:50.634	12:26.780	43.605	40.249	184.9	11:21:39.074
11		1:49.621	30.888	42.456	36.277	263.4	11:23:28.695
12		1:51.323	30.624	42.178	38.521	262.1	11:25:20.018
13		2:06.821	P 30.672	44.934	51.215	264.7	11:27:26.839
14		5:25.031	4:04.577	42.702	37.752	192.1	11:32:51.870
15		1:48.706	30.536	42.220	35.950	264.0	11:34:40.576
16		1:48.261	30.467	42.175	35.619	267.9	11:36:28.837
17		1:47.701	30.266	41.808	35.627	266.0	11:38:16.538
18		1:47.812	30.156	41.918	35.738	266.6	11:40:04.350
19		1:51.439	P 30.375	42.054	39.010	268.6	11:41:55.789

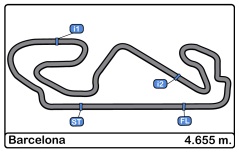

Circuito de Barcelona
International GT Open
Free Practice - 1
Lap Analysis

19 — 1 Jiatong Liang — Lamborghini Huracan GT3
PROAM — 2 Raffaele Giammaria — Imperiale Racing

Lap	D	Time	Sector 1	Sector 2	Sector 3	T. Spd	Elapsed
1		10:48:38.727	10:47:17.354	44.035	37.338	190.1	10:48:38.727
2		1:48.129	30.483	41.955	35.691	262.1	10:50:26.856
3		1:49.906	31.325	42.238	36.343	264.7	10:52:16.762
4		1:47.882	30.342	42.049	35.491	264.7	10:54:04.644
5		1:59.596	P 31.173	44.219	44.204	266.0	10:56:04.240
6		6:25.370	5:02.045	42.292	41.033	192.1	11:02:29.610
7		1:47.383	30.284	41.712	35.387	262.7	11:04:16.993
8		1:47.227	30.127	41.626	35.474	264.7	11:06:04.220
9		1:47.012	29.983	41.597	35.432	264.7	11:07:51.232
10		2:06.535	P 29.993	50.412	46.130	264.7	11:09:57.767
11		12:04.703	10:44.158	42.905	37.640	191.8	11:22:02.470
12		1:53.323	P 30.838	42.712	39.773	262.7	11:23:55.793
13		8:02.074	6:42.221	43.764	36.089	186.5	11:31:57.867
14		1:48.935	30.641	42.492	35.802	262.7	11:33:46.802
15		1:49.134	30.429	42.632	36.073	264.7	11:35:35.936
16		1:48.373	30.370	42.203	35.800	264.7	11:37:24.309
17		1:48.355	30.360	42.281	35.714	264.0	11:39:12.664
18		1:50.868	30.502	42.919	37.447	262.7	11:41:03.532
19		1:51.599	30.431	42.509	38.659	264.7	11:42:55.131
20		1:51.679	30.381	42.313	38.985	264.7	11:44:46.810
21		2:01.494	P 33.930	43.827	43.737	263.4	11:46:48.304

20 — 1 Valentin Pierburg — Mercedes AMG GT3
PROAM — 2 Tom Onslow-Cole — SPS Automotive Performance

Lap	D	Time	Sector 1	Sector 2	Sector 3	T. Spd	Elapsed
1		10:47:45.299	10:46:25.049	43.394	36.856	191.1	10:47:45.299
2		1:49.411	30.626	42.523	36.262	261.5	10:49:34.710
3		1:48.969	30.584	42.131	36.254	262.1	10:51:23.679
4		1:48.752	30.567	42.227	35.958	264.0	10:53:12.431
5		1:54.386	P 30.422	42.420	41.544	264.0	10:55:06.817
6		3:38.445	2:18.420	42.194	37.831	193.5	10:58:45.262
7		1:49.316	30.927	42.123	36.266	258.9	11:00:34.578
8		1:56.591	30.960	43.239	42.392	263.4	11:02:31.169
9		8:48.375	P 40.149	6:24.860	1:43.366	262.1	11:11:19.544

25 — 1 Riccardo Agostini — Lamborghini Huracan GT3
PRO — 2 Rik Breukers — Imperiale Racing

Lap	D	Time	Sector 1	Sector 2	Sector 3	T. Spd	Elapsed
1		10:47:44.946	10:46:24.425	43.206	37.315	169.2	10:47:44.946
2		1:48.875	30.534	42.120	36.221	262.7	10:49:33.821
3		1:48.626	30.332	41.893	36.401	265.3	10:51:22.447
4		1:48.390	30.331	42.276	35.783	264.7	10:53:10.837
5		1:47.585	30.263	41.991	35.331	266.6	10:54:58.422
6		1:52.150	P 30.332	41.601	40.217	266.0	10:56:50.572
7		7:41.502	6:18.285	42.585	40.632	193.8	11:04:32.074
8		1:47.789	30.417	42.061	35.311	264.0	11:06:19.863
9		1:47.511	30.382	41.832	35.297	264.7	11:08:07.374
10		2:12.284	P 30.289	49.884	52.111	264.7	11:10:19.658
11		11:04.901	9:45.425	42.778	36.698	142.8	11:21:24.559
12		1:47.511	30.499	41.725	35.287	264.0	11:23:12.070
13		1:47.285	30.253	41.700	35.332	265.3	11:24:59.355
14		1:53.778	P 30.385	41.518	41.875	266.6	11:26:53.133
15		5:52.076	4:34.170	42.110	35.796	179.1	11:32:45.209
16		1:46.978	30.347	41.641	34.990	264.7	11:34:32.187
17		1:48.126	30.065	41.619	36.442	266.6	11:36:20.313
18		1:46.530	30.045	41.529	34.956	265.3	11:38:06.843
19		1:51.383	P 30.027	41.638	39.718	265.3	11:39:58.226
20		2:59.538	1:42.367	41.551	35.620	192.5	11:42:57.764
21		1:46.438	30.032	41.228	35.178	265.3	11:44:44.202
22		1:46.633	29.980	41.540	35.113	265.3	11:46:30.835
23		2:00.749	P 31.503	44.581	44.665	248.8	11:48:31.584

27 — 1 Fabrizio Crestani — Lamborghini Huracan GT3
PROAM — 2 Miguel Ramos — Daiko Lazarus Racing

Lap	D	Time	Sector 1	Sector 2	Sector 3	T. Spd	Elapsed
1		10:48:53.780	10:47:33.572	42.069	38.139	182.1	10:48:53.780
2		1:46.504	29.934	41.332	35.238	267.3	10:50:40.284
3		1:56.515	P 31.970	43.468	41.077	270.6	10:52:36.799
4		4:43.787	3:27.070	41.806	34.911	189.1	10:57:20.586
5		1:46.686	29.810	41.623	35.253	268.6	10:59:07.272
6		1:52.077	P 30.117	42.254	39.706	267.9	11:00:59.349
7		6:09.012	4:51.470	41.798	35.744	186.2	11:07:08.361
8		1:56.666	P 30.023	41.948	44.695	267.9	11:09:05.027
9		12:22.356	11:00.619	44.733	37.004	138.1	11:21:27.383
10		1:49.074	31.001	42.266	35.807	264.7	11:23:16.457
11		2:00.884	30.328	42.176	48.380	266.6	11:25:17.341
12		2:07.864	P 30.867	46.410	50.587	264.7	11:27:25.205
13		5:32.192	4:13.604	42.507	36.081	172.5	11:32:57.397
14		1:48.422	30.337	42.529	35.556	267.3	11:34:45.819
15		1:48.726	30.408	42.282	36.036	267.9	11:36:34.545
16		1:55.283	30.182	42.052	43.049	267.3	11:38:29.828
17		1:47.872	30.252	41.828	35.792	266.0	11:40:17.700
18		1:50.889	30.294	44.254	36.341	267.3	11:42:08.589
19		1:47.266	30.079	41.670	35.517	267.9	11:43:55.855
20		2:16.985	P 37.698	49.012	50.275	218.6	11:46:12.840

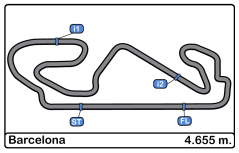

Circuito de Barcelona
International GT Open
Free Practice - 1
Lap Analysis

28 — 1 Toby Sowery — Lamborghini Huracan GT3
PROAM — 2 Giuseppe Cipriani — Daiko Lazarus Racing

Lap	D	Time	Sector 1	Sector 2	Sector 3	T. Spd	Elapsed
1		10:47:23.133	10:45:59.424	44.817	38.892	187.5	10:47:23.133
2		1:49.735	32.069	41.987	35.679	265.3	10:49:12.868
3		1:46.716	30.206	41.532	34.978	267.3	10:50:59.584
4		1:47.021	30.374	41.499	35.148	268.6	10:52:46.605
5		1:46.829	30.219	41.524	35.086	267.9	10:54:33.434
6		1:46.659	29.797	41.578	35.284	269.3	10:56:20.093
7		1:49.607	30.030	41.570	38.007	270.6	10:58:09.700
8		1:51.057	P 30.059	41.913	39.085	268.6	11:00:00.757
9		5:21.511	4:00.413	44.283	36.815	170.3	11:05:22.268
10		1:50.718	30.703	42.991	37.024	264.7	11:07:12.986
11			31.116			265.3	

33 — 1 Christian Hook — Ferrari 488 GT3
PROAM — 2 Dominik Schwager — Rinaldi Racing

Lap	D	Time	Sector 1	Sector 2	Sector 3	T. Spd	Elapsed
1		10:48:24.643	10:47:04.962	43.429	36.252	185.2	10:48:24.643
2		1:50.068	30.766	42.638	36.664	262.1	10:50:14.711
3		1:50.054	31.009	42.643	36.402	262.7	10:52:04.765
4		1:49.361	30.727	42.509	36.125	263.4	10:53:54.126
5		1:49.967	30.747	42.762	36.458	261.5	10:55:44.093
6		1:49.029	30.494	42.571	35.964	262.7	10:57:33.122
7		1:49.129	30.619	42.358	36.152	264.7	10:59:22.251
8		1:48.724	30.518	42.525	35.681	264.0	11:01:10.975
9		1:54.425	P 30.607	42.614	41.204	264.0	11:03:05.400
10		4:05.014	2:40.736	46.212	38.066	181.2	11:07:10.414
11		1:59.360	P 30.128	41.845	47.387	263.4	11:09:09.774
12		12:47.729	11:29.358	42.316	36.055	192.8	11:21:57.503
13		1:47.039	30.383	41.648	35.008	263.4	11:23:44.542
14		1:46.664	30.141	41.504	35.019	265.3	11:25:31.206
15		2:06.108	P 31.517	44.847	49.744	264.7	11:27:37.314
16		5:47.285	4:27.816	43.035	36.434	194.5	11:33:24.599
17		1:49.453	30.570	42.450	36.433	262.1	11:35:14.052
18		1:49.225	30.676	42.391	36.158	263.4	11:37:03.277
19		1:49.526	30.648	42.688	36.190	265.3	11:38:52.803
20		1:49.032	30.531	42.607	35.894	262.1	11:40:41.835
21		1:48.805	30.576	42.146	36.083	264.0	11:42:30.640
22		1:48.751	30.315	42.515	35.921	263.4	11:44:19.391
23		1:48.899	30.504	42.584	35.811	265.3	11:46:08.290
24		2:04.068	P 30.513	42.582	50.973	263.4	11:48:12.358

36 — 1 Christian Hahn — Mercedes AMG GT3
PROAM — 2 Lucas Auer — Drivex School

Lap	D	Time	Sector 1	Sector 2	Sector 3	T. Spd	Elapsed
1		10:50:58.372			10:50:58.372		10:50:58.372
2		1:59.498	P		10:52:57.870		10:52:57.870
3		3:54.142	2:33.037	42.610	38.495	192.5	10:56:52.012
4		1:46.748	30.614	41.347	34.787	262.1	10:58:38.760
5		1:46.369	30.251	41.145	34.973	263.4	11:00:25.129
6		1:46.146	30.024	41.017	35.105	264.0	11:02:11.275
7		1:51.179	30.630	44.825	35.724	265.3	11:04:02.454
8		1:50.982	P 30.053	41.286	39.643	263.4	11:05:53.436
9		15:38.683	14:17.991	43.238	37.454	191.8	11:21:32.119
10		1:46.407	30.260	41.311	34.836	262.1	11:23:18.526
11		1:45.957	30.024	41.225	34.708	264.7	11:25:04.483
12		1:59.357	P 32.048	47.235	40.074	265.3	11:27:03.840
13		5:39.396	4:05.631	50.151	43.614	188.1	11:32:43.236
14		1:55.342	30.855	44.924	39.563	262.1	11:34:38.578
15		2:07.726	30.299	58.158	39.269	264.0	11:36:46.304
16		1:47.851	30.258	41.804	35.789	263.4	11:38:34.155
17		1:48.087	30.411	41.496	36.180	264.7	11:40:22.242
18		1:47.531	30.168	41.612	35.751	264.0	11:42:09.773
19		1:47.331	30.176	41.656	35.499	266.6	11:43:57.104
20		1:47.612	30.679	41.512	35.421	266.0	11:45:44.716
21		1:54.574	P 30.348	41.492	42.734	264.0	11:47:39.290

47 — 1 Fran Rueda — BMW M6 GT3
PRO — 2 Andrés Saravia — RACE / BMW Team Teo Martín

Lap	D	Time	Sector 1	Sector 2	Sector 3	T. Spd	Elapsed
1		10:47:18.407	10:45:58.525	43.256	36.626	185.2	10:47:18.407
2		1:49.119	31.315	41.836	35.968	263.4	10:49:07.526
3		1:47.386	30.226	41.725	35.435	265.3	10:50:54.912
4		1:47.194	30.088	41.711	35.395	266.0	10:52:42.106
5		1:47.263	30.120	41.687	35.456	267.9	10:54:29.369
6		1:46.823	29.982	41.621	35.220	267.9	10:56:16.192
7		1:46.824	29.906	41.666	35.252	270.6	10:58:03.016
8		1:46.965	29.980	41.748	35.237	266.6	10:59:49.981
9		1:51.702	P 29.956	41.634	40.112	267.3	11:01:41.683
10		2:58.974	1:39.878	42.878	36.218	193.2	11:04:40.657
11		1:46.712	29.828	41.477	35.407	267.9	11:06:27.369
12		1:49.494	29.931	41.985	37.578	266.6	11:08:16.863
13		2:07.198	P 33.187	46.915	47.096	226.8	11:10:24.061
14		11:31.246	10:05.131	42.493	43.622	190.4	11:21:55.307
15		1:47.878	30.574	41.846	35.458	263.4	11:23:43.185
16		1:47.204	29.893	41.808	35.503	266.6	11:25:30.389
17		2:03.764	P 30.266	43.561	49.937	267.3	11:27:34.153
18		4:32.657	3:15.476	41.720	35.461	194.9	11:32:06.810
19		1:55.145	30.251	41.974	42.920	266.0	11:34:01.955
20		1:47.380	30.230	41.627	35.523	266.0	11:35:49.335
21		1:48.449	29.884	41.527	37.038	268.6	11:37:37.784
22		1:46.871	30.041	41.517	35.313	265.3	11:39:24.655
23		1:47.376	30.079	41.819	35.478	266.6	11:41:12.031
24		1:46.893	29.981	41.559	35.353	266.6	11:42:58.924
25		1:48.231	29.827	41.753	36.651	269.3	11:44:47.155
26		1:54.494	P 30.712	41.784	41.998	269.3	11:46:41.649

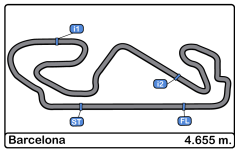

Circuito de Barcelona
International GT Open
Free Practice - 1
Lap Analysis

51

1 Alessandro Pier Guidi — Ferrari 488 GT3

PRO — 2 Mikkel Mac — Luzich Racing

Lap	D	Time	Sector 1	Sector 2	Sector 3	T. Spd	Elapsed
1		10:48:44.922	10:47:25.175	43.736	36.011	190.4	10:48:44.922
2		1:47.563	30.475	41.731	35.357	262.1	10:50:32.485
3		1:47.714	30.402	41.937	35.375	264.0	10:52:20.199
4		1:47.492	30.350	41.742	35.400	266.6	10:54:07.691
5		1:47.128	30.159	41.697	35.272	265.3	10:55:54.819
6		1:52.885	P 30.170	41.831	40.884	266.6	10:57:47.704
7		4:17.255	2:58.730	42.806	35.719	161.4	11:02:04.959
8		1:47.126	30.072	41.518	35.536	265.3	11:03:52.085
9		1:47.521	30.406	41.666	35.449	266.0	11:05:39.606
10		1:55.216	P 30.261	41.573	43.382	265.3	11:07:34.822
11		13:25.312	12:07.672	42.289	35.351	188.8	11:21:00.134
12		1:46.997	30.161	41.381	35.455	264.0	11:22:47.131
13		1:47.747	30.475	41.884	35.388	265.3	11:24:34.878
14		1:57.307	P 29.989	41.283	46.035	265.3	11:26:32.185
15		5:23.204	4:05.814	42.172	35.218	188.8	11:31:55.389
16		1:49.222	32.186	41.810	35.226	264.7	11:33:44.611
17		1:46.759	30.159	41.451	35.149	265.3	11:35:31.370
18		1:46.611	30.019	41.460	35.132	267.3	11:37:17.981
19		1:46.925	30.154	41.431	35.340	266.0	11:39:04.906
20		1:46.383	30.221	41.238	34.924	267.9	11:40:51.289
21		1:46.606	29.896	41.535	35.175	268.6	11:42:37.895
22		1:46.821	30.173	41.295	35.353	268.6	11:44:24.716
23		1:46.418	30.127	41.200	35.091	267.3	11:46:11.134
24		2:04.458	P 29.942	42.968	51.548	267.9	11:48:15.592

52

1 Marco Cioci — Ferrari 488 GT3

PRO — 2 Matt Griffin — Luzich Racing

Lap	D	Time	Sector 1	Sector 2	Sector 3	T. Spd	Elapsed
1		10:48:47.149	10:47:22.571	46.581	37.997	180.3	10:48:47.149
2		1:52.314	32.586	43.363	36.365	203.0	10:50:39.463
3		1:56.156	30.867	45.946	39.343	260.8	10:52:35.619
4		1:56.319	30.408	45.608	40.303	264.7	10:54:31.938
5		1:47.642	30.042	42.081	35.519	266.0	10:56:19.580
6		1:47.008	30.079	41.577	35.352	266.0	10:58:06.588
7		1:46.994	30.126	41.676	35.192	266.6	10:59:53.582
8		1:53.614	P 30.208	42.383	41.023	265.3	11:01:47.196
9		4:21.128	3:03.004	42.167	35.957	193.8	11:06:08.324
10		1:47.240	30.069	41.689	35.482	265.3	11:07:55.564
11		2:07.706	P 29.883	48.181	49.642	265.3	11:10:03.270
12		11:20.284	10:02.040	42.474	35.770	149.3	11:21:23.554
13		1:46.992	30.149	41.645	35.198	264.0	11:23:10.546
14		1:46.806	29.999	41.549	35.258	266.0	11:24:57.352
15		5:11.424	P 3:46.578	42.847	41.999	266.6	11:30:08.776
16		3:32.825	2:10.916	42.238	39.671	192.5	11:33:41.601
17		1:48.220	30.252	42.413	35.555	264.7	11:35:29.821
18		1:58.512	P 30.234	44.423	43.855	264.7	11:37:28.333
19		3:45.144	2:27.879	42.048	35.217	156.2	11:41:13.477
20		1:46.880	29.887	41.592	35.401	265.3	11:43:00.357
21		1:48.136	30.682	41.805	35.649	267.3	11:44:48.493
22		1:47.477	30.595	41.615	35.267	266.6	11:46:35.970
23		2:06.615	P 30.189	43.121	53.305	264.7	11:48:42.585

63

1 Giovanni Venturini — Lamborghini Huracan GT3

PRO — 2 Jeroen Mul — Imperiale Racing

Lap	D	Time	Sector 1	Sector 2	Sector 3	T. Spd	Elapsed
1		10:47:58.804	10:46:39.555	43.057	36.192	185.8	10:47:58.804
2		1:50.961	30.767	42.011	38.183	264.7	10:49:49.765
3		1:47.532	30.439	41.672	35.421	264.7	10:51:37.297
4		1:54.633	P 30.181	42.876	41.576	266.6	10:53:31.930
5		4:55.331	3:36.837	42.397	36.097	192.5	10:58:27.261
6		1:47.306	30.120	41.928	35.258	264.0	11:00:14.567
7		1:47.645	30.232	41.678	35.735	265.3	11:02:02.212
8		1:46.991	30.079	41.489	35.423	264.7	11:03:49.203
9		1:57.441	P 30.702	44.754	41.985	266.0	11:05:46.644
10		15:24.215	14:03.610	43.059	37.546	190.1	11:21:10.859
11		1:48.097	30.486	41.832	35.779	264.0	11:22:58.956
12		1:47.059	30.161	41.597	35.301	264.7	11:24:46.015
13		2:00.626	P 30.373	43.561	46.692	267.3	11:26:46.641
14		6:47.983	5:24.282	42.239	41.462	193.5	11:33:34.624
15		1:46.855	30.107	41.625	35.123	264.0	11:35:21.479
16		1:46.351	29.966	41.339	35.046	266.0	11:37:07.830
17		1:46.479	29.993	41.188	35.298	267.3	11:38:54.309
18		1:49.552	30.612	42.217	36.723	267.3	11:40:43.861
19		1:53.907	P 30.139	41.650	42.118	267.3	11:42:37.768

66

1 Giulio Borlenghi — Lamborghini Huracan GT3

AM — 2 Andrzej Lewandowski — Vincenzo Sospiri Racing

Lap	D	Time	Sector 1	Sector 2	Sector 3	T. Spd	Elapsed
1		10:48:13.599	10:46:47.701	46.217	39.681	188.1	10:48:13.599
2		1:51.959	31.706	43.577	36.676	262.7	10:50:05.558
3		1:49.884	30.739	43.187	35.958	265.3	10:51:55.442
4		1:50.154	30.715	42.500	36.939	266.0	10:53:45.596
5		1:49.077	30.766	42.563	35.748	261.5	10:55:34.673
6		1:48.160	30.252	42.434	35.474	266.6	10:57:22.833
7		1:47.391	30.112	42.090	35.189	269.3	10:59:10.224
8		1:47.852	30.243	42.098	35.511	268.6	11:00:58.076
9		1:52.479	P 30.289	41.976	40.214	266.6	11:02:50.555
10		5:27.861	4:05.477	44.006	38.378	192.8	11:08:18.416
11		2:07.160	P 33.071	48.531	45.558	230.7	11:10:25.576
12		10:36.016	9:16.758	43.524	35.734	187.1	11:21:01.592
13		1:53.428	30.627	42.651	40.150	266.6	11:22:55.020
14		1:50.257	31.189	43.289	35.779	267.3	11:24:45.277
15		1:55.790	P 30.389	42.499	42.902	264.0	11:26:41.067
16		8:02.192	6:39.920	45.158	37.114	181.5	11:34:43.259
17		1:49.865	31.009	42.886	35.970	264.0	11:36:33.124
18		1:48.648	30.451	42.374	35.823	266.6	11:38:21.772
19		1:48.876	30.452	42.546	35.878	265.3	11:40:10.648
20		1:48.806	30.483	42.691	35.632	266.6	11:41:59.454
21		1:48.443	30.234	42.054	36.155	266.6	11:43:47.897
22		2:01.794	P 31.601	43.310	46.883	267.3	11:45:49.691

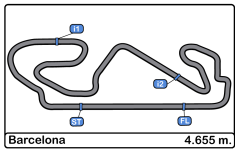

Circuito de Barcelona
International GT Open
Free Practice - 1
Lap Analysis

71 — 1 Alexander West — Ferrari 488 GT3
PROAM — 2 Michele Rugolo — Luzich Racing

Lap	D	Time	Sector 1	Sector 2	Sector 3	T. Spd	Elapsed
1		10:48:41.120	10:47:14.450	45.370	41.300	191.4	10:48:41.120
2		1:52.250	31.514	43.264	37.472	246.0	10:50:33.370
3		1:48.542	30.797	42.086	35.659	265.3	10:52:21.912
4		1:48.960	31.137	42.223	35.600	265.3	10:54:10.872
5		1:47.746	30.496	41.916	35.334	264.7	10:55:58.618
6		1:47.349	30.282	41.752	35.315	266.0	10:57:45.967
7		1:54.793	P 30.492	42.725	41.576	264.7	10:59:40.760
8		6:21.963	5:03.518	42.271	36.174	193.2	11:06:02.723
9		1:47.237	30.287	41.649	35.301	264.0	11:07:49.960
10		2:11.972	P 31.343	51.673	48.956	264.0	11:10:01.932
11		11:13.032	9:45.902	42.915	44.215	191.8	11:21:14.964
12		1:47.484	30.359	41.571	35.554	263.4	11:23:02.448
13		1:49.903	30.069	41.759	38.075	264.7	11:24:52.351
14		1:57.133	P 30.018	41.811	45.304	264.7	11:26:49.484
15		5:42.394	4:22.684	43.329	36.381	187.5	11:32:31.878
16		1:49.449	30.640	42.604	36.205	262.7	11:34:21.327
17		1:49.114	30.569	42.474	36.071	264.0	11:36:10.441
18		1:50.837	31.028	42.923	36.886	264.0	11:38:01.278
19		1:49.999	30.646	42.291	37.062	264.0	11:39:51.277
20		1:49.884	31.041	42.492	36.351	265.3	11:41:41.161
21		1:48.472	30.457	42.117	35.898	264.7	11:43:29.633
22		1:54.718	P 30.418	42.441	41.859	264.7	11:45:24.351

72 — 1 Mario Plachutta — Mercedes AMG GT3
PROAM — 2 Thomas Jäger — Lechner Racing

Lap	D	Time	Sector 1	Sector 2	Sector 3	T. Spd	Elapsed
1		10:50:09.420	10:48:48.604	44.145	36.671	176.4	10:50:09.420
2		1:50.591	30.850	42.961	36.780	260.2	10:52:00.011
3		1:59.141	P 31.433	43.640	44.068	261.5	10:53:59.152
4		4:30.288	3:06.891	45.988	37.409	173.0	10:58:29.440
5		1:58.095	P 32.617	44.067	41.411	261.5	11:00:27.535
6		5:45.303	4:25.043	44.331	35.929	190.4	11:06:12.838
7		1:48.058	30.254	41.850	35.954	263.4	11:08:00.896
8		2:17.778	P 30.322	55.847	51.609	264.0	11:10:18.674
9		10:50.792	9:28.426	43.133	39.233	189.8	11:21:09.466
10		1:46.659	30.192	41.323	35.144	263.4	11:22:56.125
11		1:46.308	29.810	41.164	35.334	265.3	11:24:42.433
12		1:56.977	P 30.006	42.147	44.824	266.0	11:26:39.410
13		5:23.524	4:04.381	42.918	36.225	185.5	11:32:02.934
14		1:52.212	31.246	43.179	37.787	264.0	11:33:55.146
15		1:51.389	31.529	43.298	36.562	264.0	11:35:46.535
16		1:52.169	31.046	42.846	38.277	264.0	11:37:38.704
17		1:50.684	31.282	42.886	36.516	264.7	11:39:29.388
18		1:51.258	31.240	43.031	36.987	262.1	11:41:20.646
19		1:50.423	31.171	42.753	36.499	264.0	11:43:11.069
20		2:00.046	P 32.164	44.721	43.161	264.0	11:45:11.115

77 — 1 Marcin Jedlinski — Audi R8 LMS
PROAM — 2 Mateusz Lisowski — Olimp Racing

Lap	D	Time	Sector 1	Sector 2	Sector 3	T. Spd	Elapsed
1		10:48:59.524	10:47:35.658	43.486	40.380	186.8	10:48:59.524
2		1:49.521	31.191	42.621	35.709	262.1	10:50:49.045
3		1:49.378	31.243	42.676	35.459	264.0	10:52:38.423
4		1:48.869	30.433	42.362	36.074	264.0	10:54:27.292
5		1:48.143	30.251	41.874	36.018	263.4	10:56:15.435
6		1:50.275	31.467	42.652	36.156	264.0	10:58:05.710
7		1:55.309	36.363	42.875	36.071	263.4	11:00:01.019
8		1:48.030	30.331	42.277	35.422	263.4	11:01:49.049
9		1:47.966	30.167	41.825	35.974	263.4	11:03:37.015
10		1:55.274	P 30.513	42.482	42.279	262.7	11:05:32.289
11		16:35.588	15:16.194	42.924	36.470	191.1	11:22:07.877
12		1:49.060	30.750	42.361	35.949	262.7	11:23:56.937
13		1:48.397	30.461	42.136	35.800	263.4	11:25:45.334
14		1:57.226	P 31.797	42.883	42.546	263.4	11:27:42.560
15		6:10.394	4:52.210	42.670	35.514	170.8	11:33:52.954
16		1:47.396	30.143	41.823	35.430	266.0	11:35:40.350
17		1:46.810	30.296	41.541	34.973	264.0	11:37:27.160
18		1:46.331	30.042	41.379	34.910	264.7	11:39:13.491
19		1:48.111	30.427	42.163	35.521	265.3	11:41:01.602
20		1:46.576	30.220	41.432	34.924	263.4	11:42:48.178
21		1:46.307	29.849	41.283	35.175	264.7	11:44:34.485
22		1:46.459	30.067	41.399	34.993	264.0	11:46:20.944
23		1:58.138	P 30.112	42.679	45.347	266.0	11:48:19.082

84 — 1 Russell Ward — Mercedes AMG GT3
PRO — 2 Indy Dontje — Winward Racing / HTP Motorsport

Lap	D	Time	Sector 1	Sector 2	Sector 3	T. Spd	Elapsed
1		10:49:25.755	10:47:57.708	48.311	39.736	170.6	10:49:25.755
2		2:01.192	35.962	47.705	37.525	199.6	10:51:26.947
3		1:51.669	31.745	43.210	36.714	260.2	10:53:18.616
4		1:50.044	30.955	42.884	36.205	262.1	10:55:08.660
5		1:51.907	31.531	43.708	36.668	264.0	10:57:00.567
6		1:58.710	P 31.427	44.586	42.697	260.8	10:58:59.277
7		5:46.756	4:26.659	43.422	36.675	178.8	11:04:46.033
8		2:08.980	31.184	42.841	54.955	260.2	11:06:55.013
9		1:57.813	P 31.514	43.277	43.022	259.6	11:08:52.826
10		13:31.171	12:10.542	44.285	36.344	183.9	11:22:23.997
11		1:49.572	30.716	43.112	35.744	260.2	11:24:13.569
12		1:54.023	P 30.503	42.054	41.466	262.7	11:26:07.592
13		6:52.612	5:34.530	42.536	35.546	189.8	11:33:00.204
14		1:48.861	30.712	42.048	36.101	260.8	11:34:49.065
15		1:49.031	30.782	42.700	35.549	264.0	11:36:38.096
16		1:47.799	30.211	41.736	35.852	264.0	11:38:25.895
17		1:47.734	30.159	41.940	35.635	262.7	11:40:13.629
18		1:47.707	30.220	41.921	35.566	264.0	11:42:01.336
19		1:47.080	30.026	41.689	35.365	264.7	11:43:48.416
20		1:47.471	30.430	41.800	35.241	266.0	11:45:35.887
21		1:59.088	P 30.718	42.424	45.946	264.0	11:47:34.975

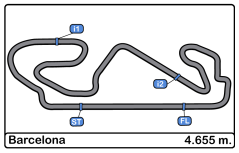

Circuito de Barcelona
International GT Open
Free Practice - 1
Lap Analysis

90 — PRO

1 Alberto Di Folco — Lamborghini Huracan GT3
2 Adrian Zaugg — Target Racing

Lap	D	Time	Sector 1	Sector 2	Sector 3	T. Spd	Elapsed
1		10:48:16.282	P 10:46:44.078	48.160	44.044	191.1	10:48:16.282
2		3:06.842	1:35.549	50.867	40.426	188.4	10:51:23.124
3		1:48.342	30.418	42.243	35.681	262.1	10:53:11.466
4		1:47.643	30.440	41.924	35.279	264.0	10:54:59.109
5		1:47.972	30.280	41.948	35.744	264.0	10:56:47.081
6		1:47.545	30.520	41.823	35.202	262.7	10:58:34.626
7		1:48.387	30.751	42.284	35.352	262.7	11:00:23.013
8		1:46.548	30.389	41.538	34.621	262.7	11:02:09.561
9		1:47.414	30.439	41.554	35.421	263.4	11:03:56.975
10		1:53.629	P 30.229	42.707	40.693	264.7	11:05:50.604
11		16:45.129	15:24.689	44.123	36.317	191.1	11:22:35.733
12		1:48.566	30.500	42.363	35.703	261.5	11:24:24.299
13		2:01.128	P 30.251	42.325	48.552	264.7	11:26:25.427
14		7:26.515	6:06.719	44.076	35.720	192.5	11:33:51.942
15		1:49.772	30.556	42.089	37.127	260.8	11:35:41.714
16		1:47.818	30.326	42.185	35.307	263.4	11:37:29.532
17		1:47.582	30.474	41.757	35.351	262.7	11:39:17.114
18		1:47.895	30.299	41.981	35.615	262.1	11:41:05.009
19		1:47.692	30.159	42.005	35.528	263.4	11:42:52.701
20		1:47.176	30.121	41.830	35.225	262.7	11:44:39.877
21		1:53.644	P 30.611	42.166	40.867	262.7	11:46:33.521

91 — AM

1 Stefano Costantini — Lamborghini Huracan GT3
2 Christoph Lenz — Target Racing

Lap	D	Time	Sector 1	Sector 2	Sector 3	T. Spd	Elapsed
1		10:49:23.375	P 10:47:51.957	48.052	43.366	183.3	10:49:23.375
2		2:55.334	1:35.850	43.323	36.161	191.8	10:52:18.709
3		2:09.563	P 35.242	48.240	46.081	263.4	10:54:28.272
4		7:37.841	6:16.891	44.575	36.375	191.8	11:02:06.113
5		1:50.248	31.511	43.063	35.674	262.7	11:03:56.361
6		1:48.941	30.736	42.482	35.723	263.4	11:05:45.302
7		1:48.380	30.481	42.305	35.594	263.4	11:07:33.682
8		2:05.583	P 30.425	49.001	46.157	262.7	11:09:39.265
9		14:36.032	13:14.045	44.677	37.310	177.9	11:24:15.297
10		1:58.727	P 31.164	43.521	44.042	260.8	11:26:14.024
11		7:03.806	5:43.972	43.095	36.739	190.4	11:33:17.830
12		1:50.495	30.950	43.054	36.491	258.9	11:35:08.325
13		2:04.451	30.853	42.668	50.930	260.2	11:37:12.776
14		1:51.421	31.090	42.874	37.457	260.8	11:39:04.197
15		1:50.081	31.431	42.734	35.916	261.5	11:40:54.278
16		1:49.954	31.104	42.570	36.280	262.1	11:42:44.232
17		1:50.154	30.777	43.153	36.224	262.1	11:44:34.386
18		1:49.828	31.320	42.496	36.012	259.6	11:46:24.214
19		2:02.743	P 30.457	43.474	48.812	262.7	11:48:26.957

96 — PROAM

1 Bradley Ellis — Audi R8 LMS
2 Oliver Wilkinson — Optimum Motorsport

Lap	D	Time	Sector 1	Sector 2	Sector 3	T. Spd	Elapsed
1		10:47:45.078	10:46:15.203	50.141	39.734	118.1	10:47:45.078
2		1:55.804	34.990	44.129	36.685	169.2	10:49:40.882
3		1:51.210	32.599	42.904	35.707	232.2	10:51:32.092
4		1:59.873	31.325	49.221	39.327	265.3	10:53:31.965
5		1:47.722	30.249	42.202	35.271	264.0	10:55:19.687
6		2:02.722	P 30.277	45.895	46.550	266.0	10:57:22.409
7		5:25.048	4:07.401	42.309	35.338	187.1	11:02:47.457
8		1:47.544	30.339	42.020	35.185	264.0	11:04:35.001
9		1:47.289	30.214	41.851	35.224	265.3	11:06:22.290
10		1:47.164	30.134	41.650	35.380	266.0	11:08:09.454
11		2:12.632	P 30.325	48.772	53.535	266.0	11:10:22.086
12		11:23.967	9:59.422	43.961	40.584	138.2	11:21:46.053
13		1:47.501	30.642	41.734	35.125	262.7	11:23:33.554
14		1:49.215	30.312	42.038	36.865	266.0	11:25:22.769
15		2:06.723	P 30.242	45.372	51.109	266.6	11:27:29.492
16		5:43.670	4:25.181	42.762	35.727	191.4	11:33:13.162
17		1:47.823	30.558	41.887	35.378	262.7	11:35:00.985
18		1:47.233	30.114	41.840	35.279	265.3	11:36:48.218
19		1:51.748	P 30.208	42.102	39.438	266.6	11:38:39.966
20		3:03.981	1:43.853	43.420	36.708	192.8	11:41:43.947
21		1:46.500	30.108	41.422	34.970	266.6	11:43:30.447
22		2:00.815	P 29.991	47.996	42.828	267.3	11:45:31.262

99 — AM

1 Manuel Da Costa — Mercedes AMG GT3
2 Miguel Sardinha — Sports and You

Lap	D	Time	Sector 1	Sector 2	Sector 3	T. Spd	Elapsed
1		10:49:27.561	10:48:00.181	46.772	40.608	175.8	10:49:27.561
2		1:57.667	32.792	44.395	40.480	243.7	10:51:25.228
3		1:49.985	31.185	42.827	35.973	260.8	10:53:15.213
4		1:49.374	30.675	42.639	36.060	262.7	10:55:04.587
5		1:49.188	30.694	42.321	36.173	262.1	10:56:53.775
6		1:48.769	30.496	42.185	36.088	263.4	10:58:42.544
7		1:50.650	30.373	42.796	37.481	262.1	11:00:33.194
8		1:49.294	30.711	42.556	36.027	262.1	11:02:22.488
9		1:48.636	30.325	42.072	36.239	262.1	11:04:11.124
10		1:53.447	P 30.289	42.198	40.960	263.4	11:06:04.571
11		14:53.247	13:33.136	43.668	36.443	189.4	11:20:57.818
12		1:49.029	30.720	42.209	36.100	259.6	11:22:46.847
13		1:49.986	31.566	42.514	35.906	261.5	11:24:36.833
14		2:00.478	P 30.172	41.877	48.429	263.4	11:26:37.311
15		6:16.504	4:51.068	45.709	39.727	178.5	11:32:53.815
16		1:54.915	32.254	44.581	38.080	256.5	11:34:48.730
17		1:53.893	32.406	43.993	37.494	258.3	11:36:42.623
18		1:51.219	31.421	42.869	36.929	260.2	11:38:33.842
19		1:52.455	32.347	43.490	36.618	262.1	11:40:26.297
20		1:50.852	31.219	42.892	36.741	261.5	11:42:17.149
21		2:04.255	P 31.831	44.398	48.026	262.1	11:44:21.404

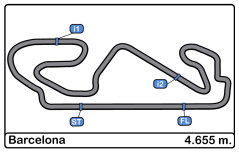

Circuito de Barcelona
International GT Open
Free Practice - 1
Lap Analysis

111

1 Charles Finelli — Mercedes AMG GT3

AM — 2 Phillippe Denes — Porteiro Motorsport

Lap	D	Time	Sector 1	Sector 2	Sector 3	T. Spd	Elapsed
1		10:50:24.642	10:49:06.390	42.702	35.550	141.7	10:50:24.642
2		1:48.045	30.288	41.766	35.991	261.5	10:52:12.687
3		1:47.026	30.298	41.313	35.415	261.5	10:53:59.713
4		1:48.798	30.338	41.909	36.551	260.8	10:55:48.511
5		1:47.524	30.233	41.593	35.698	260.2	10:57:36.035
6		1:49.842	30.470	43.859	35.513	261.5	10:59:25.877
7		1:47.319	30.310	41.600	35.409	261.5	11:01:13.196
8		1:53.744	P 30.281	41.687	41.776	260.8	11:03:06.940
9		6:19.071	P 4:39.791	47.031	52.249	166.9	11:09:26.011
10		12:07.738	10:43.795	44.028	39.915	187.1	11:21:33.749
11		1:54.620	31.406	43.935	39.279	257.7	11:23:28.369
12		1:55.777	32.241	45.196	38.340	256.5	11:25:24.146
13		2:06.639	P 31.520	44.235	50.884	260.2	11:27:30.785
14		4:50.861	3:27.740	43.681	39.440	189.8	11:32:21.646
15		1:52.502	31.633	43.074	37.795	257.7	11:34:14.148
16		1:51.145	31.000	43.294	36.851	259.6	11:36:05.293
17		1:53.304	31.180	43.577	38.547	260.2	11:37:58.597
18		1:52.277	31.513	43.171	37.593	259.6	11:39:50.874
19		1:55.230	32.614	43.728	38.888	259.6	11:41:46.104
20		1:54.511	32.202	43.654	38.655	260.8	11:43:40.615
21		1:51.664	31.087	42.780	37.797	261.5	11:45:32.279
22		2:01.252	P 31.056	42.943	47.253	259.6	11:47:33.531

333

1 Rinat Salikhov — Ferrari 488 GT3

PROAM — 2 David Perel — Rinaldi Racing

Lap	D	Time	Sector 1	Sector 2	Sector 3	T. Spd	Elapsed
1		10:50:23.558	10:48:57.314	47.114	39.130	186.2	10:50:23.558
2		1:47.638	30.297	41.632	35.709	264.0	10:52:11.196
3		1:52.038	34.164	42.559	35.315	264.7	10:54:03.234
4		1:47.352	30.253	41.911	35.188	266.0	10:55:50.586
5		1:47.219	30.006	41.768	35.445	266.0	10:57:37.805
6		1:46.636	29.914	41.673	35.049	266.0	10:59:24.441
7		1:52.142	P 29.834	41.666	40.642	266.0	11:01:16.583
8		5:23.144	4:04.496	42.965	35.683	187.1	11:06:39.727
9		1:47.570	30.329	41.957	35.284	264.7	11:08:27.297
10		2:04.006	P 30.119	51.313	42.574	264.0	11:10:31.303
11		11:57.721	10:39.645	42.564	35.512	171.9	11:22:29.024
12		1:47.290	30.184	41.788	35.318	264.7	11:24:16.314
13		1:54.954	P 30.131	41.822	43.001	267.9	11:26:11.268
14		7:24.648	5:48.186	55.679	40.783	186.5	11:33:35.916
15		1:47.480	30.290	41.959	35.231	265.3	11:35:23.396
16		1:47.400	30.051	41.837	35.512	265.3	11:37:10.796
17		1:51.159	29.981	42.008	39.170	267.3	11:39:01.955
18		1:46.634	30.136	41.567	34.931	264.7	11:40:48.589
19		1:47.235	30.004	41.816	35.415	266.0	11:42:35.824
20		1:46.655	29.920	41.685	35.050	266.6	11:44:22.479
21		1:46.920	30.101	41.550	35.269	266.6	11:46:09.399
22		2:04.009	P 30.326	43.450	50.233	266.0	11:48:13.408

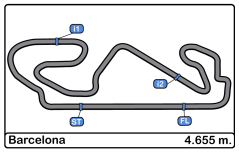

Circuito de Barcelona
International GT Open
Free Practice - 1
Best Sectors Results

	Sector - 1			Sector - 2			Sector - 3			Ideal Lap vs Best Lap					
Clas	Nº	Driver	Time	Nº	Driver	Time	Nº	Driver	Time	Clas	Nº	Driver	Ideal Lap	Best Lap	Clas
1	28	Sowery - Cipriani	29.797	36	Hahn - Auer	41.017	90	Di Folco - Zaugg	34.621	1	36	Hahn - Auer	1:45.749	1:45.957	1
2	11	Di Amato - Montermini	29.801	72	Plachutta - Jäger	41.164	36	Hahn - Auer	34.708	2	6	Ling - Keen	1:45.778	1:46.073	2
3	27	Crestani - Ramos	29.810	6	Ling - Keen	41.184	6	Ling - Keen	34.764	3	51	Pier Guidi - Mac	1:46.020	1:46.383	6
4	72	Plachutta - Jäger	29.810	63	Venturini - Mul	41.188	77	Jedlinski - Lisowski	34.910	4	77	Jedlinski - Lisowski	1:46.042	1:46.307	3
5	47	Rueda - Saravia	29.827	51	Pier Guidi - Mac	41.200	27	Crestani - Ramos	34.911	5	27	Crestani - Ramos	1:46.053	1:46.504	10
6	6	Ling - Keen	29.830	25	Agostini - Breukers	41.228	51	Pier Guidi - Mac	34.924	6	72	Plachutta - Jäger	1:46.118	1:46.308	4
7	333	Salikhov - Perel	29.834	16	Hahn - Khodair	41.272	16	Hahn - Khodair	34.931	7	25	Agostini - Breukers	1:46.164	1:46.438	8
8	77	Jedlinski - Lisowski	29.849	77	Jedlinski - Lisowski	41.283	333	Salikhov - Perel	34.931	8	63	Venturini - Mul	1:46.200	1:46.351	5
9	3	Beirão da Veiga - Cruz Álvarez	29.866	111	Finelli - Denes	41.313	25	Agostini - Breukers	34.956	9	16	Hahn - Khodair	1:46.242	1:46.401	7
10	52	Cioci - Griffin	29.883	27	Crestani - Ramos	41.332	96	Ellis - Wilkinson	34.970	10	28	Sowery - Cipriani	1:46.274	1:46.659	13
11	51	Pier Guidi - Mac	29.896	3	Beirão da Veiga - Cruz Álvarez	41.346	28	Sowery - Cipriani	34.978	11	90	Di Folco - Zaugg	1:46.280	1:46.548	11
12	63	Venturini - Mul	29.966	96	Ellis - Wilkinson	41.422	33	Hook - Schwager	35.008	12	333	Salikhov - Perel	1:46.315	1:46.634	12
13	25	Agostini - Breukers	29.980	7	Basso - Salas	41.428	63	Venturini - Mul	35.046	13	96	Ellis - Wilkinson	1:46.383	1:46.500	9
14	19	Liang - Giammaria	29.983	47	Rueda - Saravia	41.477	11	Di Amato - Montermini	35.104	14	3	Beirão da Veiga - Cruz Álvarez	1:46.436	1:46.773	16
15	96	Ellis - Wilkinson	29.991	28	Sowery - Cipriani	41.499	72	Plachutta - Jäger	35.144	15	11	Di Amato - Montermini	1:46.489	1:46.843	18
16	71	West - Rugolo	30.018	33	Hook - Schwager	41.504	12	Rizzoli - Fioravanti	35.177	16	47	Rueda - Saravia	1:46.524	1:46.712	15
17	36	Hahn - Auer	30.024	90	Di Folco - Zaugg	41.538	66	Borlenghi - Lewandowski	35.189	17	52	Cioci - Griffin	1:46.624	1:46.806	17
18	84	Ward - Dontje	30.026	52	Cioci - Griffin	41.549	52	Cioci - Griffin	35.192	18	33	Hook - Schwager	1:46.640	1:46.664	14
19	12	Rizzoli - Fioravanti	30.036	333	Salikhov - Perel	41.550	47	Rueda - Saravia	35.220	19	12	Rizzoli - Fioravanti	1:46.789	1:46.853	19
20	16	Hahn - Khodair	30.039	71	West - Rugolo	41.571	3	Beirão da Veiga - Cruz Álvarez	35.224	20	71	West - Rugolo	1:46.890	1:47.237	23
21	66	Borlenghi - Lewandowski	30.112	12	Rizzoli - Fioravanti	41.576	84	Ward - Dontje	35.241	21	111	Finelli - Denes	1:46.955	1:47.026	21
22	90	Di Folco - Zaugg	30.121	11	Di Amato - Montermini	41.584	71	West - Rugolo	35.301	22	84	Ward - Dontje	1:46.956	1:47.080	22
23	33	Hook - Schwager	30.128	19	Liang - Giammaria	41.597	19	Liang - Giammaria	35.387	23	19	Liang - Giammaria	1:46.967	1:47.012	20
24	17	Gonda - Jensen	30.156	84	Ward - Dontje	41.689	111	Finelli - Denes	35.409	24	66	Borlenghi - Lewandowski	1:47.277	1:47.391	24
25	99	Da Costa - Sardinha	30.172	17	Gonda - Jensen	41.808	5	Jedlinski - Rdest	35.420	25	17	Gonda - Jensen	1:47.583	1:47.701	25
26	111	Finelli - Denes	30.233	99	Da Costa - Sardinha	41.877	91	Costantini - Lenz	35.594	26	99	Da Costa - Sardinha	1:47.955	1:48.636	28
27	7	Basso - Salas	30.270	66	Borlenghi - Lewandowski	41.976	17	Gonda - Jensen	35.619	27	5	Jedlinski - Rdest	1:48.141	1:48.416	27
28	20	Pierburg - Onslow-Cole	30.422	20	Pierburg - Onslow-Cole	42.123	99	Da Costa - Sardinha	35.906	28	91	Costantini - Lenz	1:48.324	1:48.380	26
29	91	Costantini - Lenz	30.425	5	Jedlinski - Rdest	42.201	20	Pierburg - Onslow-Cole	35.958	29	7	Basso - Salas	1:48.356	1:50.841	30
30	5	Jedlinski - Rdest	30.520	91	Costantini - Lenz	42.305	7	Basso - Salas	36.658	30	20	Pierburg - Onslow-Cole	1:48.503	1:48.752	29

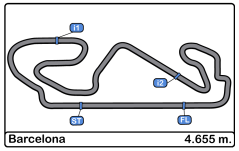

Circuito de Barcelona

International GT Open

Free Practice - 1

Best 5 Lap Times

													Best 1		Best 2		Best 3		Best 4		Best 5	
Cl	Nº	Entrant/Team	Nat	Driver 1	Nat	Status	Driver 2	Nat	Status	Vehicle	Cat	Cl	Time	Lap	Time	Lap	Time	Lap	Time	Lap	Time	Lap
1	36	Drivex School	ESP	Christian Hahn	BRA	Bronze	Lucas Auer	AUT	Gold	Mercedes AMG GT3	PROAM	1	**1:45.957**	11	1:46.146	6	1:46.369	5	1:46.407	10	1:46.748	4
2	6	Vincenzo Sospiri Racing	ITA	Kang Ling	CHN	Silver	Philip Keen	GBR	Gold	Lamborghini Huracan GT3	PRO	1	**1:46.073**	17	1:46.304	21	1:46.963	16	1:47.983	10	1:48.299	8
3	77	Olimp Racing	POL	Marcin Jedlinski	POL	Bronze	Mateusz Lisowski	POL	Silver	Audi R8 LMS	PROAM	2	**1:46.307**	21	1:46.331	18	1:46.459	22	1:46.576	20	1:46.810	17
4	72	Lechner Racing	AUT	Mario Plachutta	AUT	Bronze	Thomas Jäger	DEU	Gold	Mercedes AMG GT3	PROAM	3	**1:46.308**	11	1:46.659	10	1:48.058	7	1:50.423	19	1:50.591	2
5	63	Imperiale Racing	ITA	Giovanni Venturini	ITA	Gold	Jeroen Mul	NLD	Silver	Lamborghini Huracan GT3	PRO	2	**1:46.351**	16	1:46.479	17	1:46.855	15	1:46.991	8	1:47.059	12
6	51	Luzich Racing	USA	Alessandro Pier Guidi	ITA	Platinum	Mikkel Mac	DNK	Gold	Ferrari 488 GT3	PRO	3	**1:46.383**	20	1:46.418	23	1:46.606	21	1:46.611	18	1:46.759	17
7	16	Drivex School	ESP	Marcelo Hahn	BRA	Bronze	Allam Khodair	BRA	Gold	Mercedes AMG GT3	PROAM	4	**1:46.401**	17	1:46.529	16	1:46.896	4	1:47.067	21	1:47.157	8
8	25	Imperiale Racing	ITA	Riccardo Agostini	ITA	Gold	Rik Breukers	NLD	Silver	Lamborghini Huracan GT3	PRO	4	**1:46.438**	21	1:46.530	18	1:46.633	22	1:46.978	16	1:47.285	13
9	96	Optimum Motorsport	GBR	Bradley Ellis	GBR	Silver	Oliver Wilkinson	GBR	Bronze	Audi R8 LMS	PROAM	5	**1:46.500**	21	1:47.164	10	1:47.233	18	1:47.289	9	1:47.501	13
10	27	Daiko Lazarus Racing	ITA	Fabrizio Crestani	ITA	Silver	Miguel Ramos	PRT	Bronze	Lamborghini Huracan GT3	PROAM	6	**1:46.504**	2	1:46.686	5	1:47.266	19	1:47.872	17	1:48.422	14
11	90	Target Racing	ITA	Alberto Di Folco	ITA	Silver	Adrian Zaugg	CHE	Silver	Lamborghini Huracan GT3	PRO	5	**1:46.548**	8	1:47.176	20	1:47.414	9	1:47.545	6	1:47.582	17
12	333	Rinaldi Racing	DEU	Rinat Salikhov	RUS	Bronze	David Perel	ZAF	Silver	Ferrari 488 GT3	PROAM	7	**1:46.634**	18	1:46.636	6	1:46.655	20	1:46.920	21	1:47.219	5
13	28	Daiko Lazarus Racing	ITA	Toby Sowery	GBR	Silver	Giuseppe Cipriani	ITA	Bronze	Lamborghini Huracan GT3	PROAM	8	**1:46.659**	6	1:46.716	3	1:46.829	5	1:47.021	4	1:49.607	7
14	33	Rinaldi Racing	DEU	Christian Hook	DEU	Bronze	Dominik Schwager	DEU	Gold	Ferrari 488 GT3	PROAM	9	**1:46.664**	14	1:47.039	13	1:48.724	8	1:48.751	22	1:48.805	21
15	47	RACE / BMW Team Teo Martín	ESP	Fran Rueda	ESP	Silver	Andrés Saravia	GTM	Silver	BMW M6 GT3	PRO	6	**1:46.712**	11	1:46.823	6	1:46.824	7	1:46.871	22	1:46.893	24
16	3	RACE / BMW Team Teo Martín	ESP	Lourenço Beirão da Veiga	PRT	Silver	Juan Cruz Álvarez	ARG	Silver	BMW M6 GT3	PRO	7	**1:46.773**	10	1:47.439	4	1:47.472	16	1:47.531	15	1:47.603	17
17	52	Luzich Racing	USA	Marco Cioci	ITA	Gold	Matt Griffin	IRL	Gold	Ferrari 488 GT3	PRO	8	**1:46.806**	14	1:46.880	20	1:46.992	13	1:46.994	7	1:47.008	6
18	11	RS Racing	ITA	Daniele Di Amato	ITA	Silver	Andrea Montermini	ITA	Gold	Ferrari 488 GT3	PRO	9	**1:46.843**	22	1:46.971	23	1:47.171	20	1:47.342	8	1:47.526	14
19	12	Ombra Racing	ITA	Andrea Rizzoli	ITA	Silver	Damiano Fioravanti	ITA	Silver	Lamborghini Huracan GT3	PRO	10	**1:46.853**	6	1:47.046	9	1:47.318	8	1:47.479	21	1:47.671	3
20	19	Imperiale Racing	ITA	Jiatong Liang	CHN	Bronze	Raffaele Giammaria	ITA	Gold	Lamborghini Huracan GT3	PROAM	10	**1:47.012**	9	1:47.227	8	1:47.383	7	1:47.882	4	1:48.129	2
21	111	Porteiro Motorsport	ESP	Charles Finelli	USA	Bronze	Phillippe Denes	USA	Bronze	Mercedes AMG GT3	AM	1	**1:47.026**	3	1:47.319	7	1:47.524	5	1:48.045	2	1:48.798	4
22	84	Winward Racing / HTP	USA	Russell Ward	USA	Silver	Indy Dontje	NLD	Silver	Mercedes AMG GT3	PRO	11	**1:47.080**	19	1:47.471	20	1:47.707	18	1:47.734	17	1:47.799	16
23	71	Luzich Racing	USA	Alexander West	SWE	Bronze	Michele Rugolo	ITA	Gold	Ferrari 488 GT3	PROAM	11	**1:47.237**	9	1:47.349	6	1:47.484	12	1:47.746	5	1:48.472	21
24	66	Vincenzo Sospiri Racing	ITA	Giulio Borlenghi	BRA	Bronze	Andrzej Lewandowski	POL	Bronze	Lamborghini Huracan GT3	AM	2	**1:47.391**	7	1:47.852	8	1:48.160	6	1:48.443	21	1:48.648	18
25	17	Senkyr Motorsport	CZE	Richard Gonda	SVK	Silver	Mikkel Jensen	DNK	Silver	BMW M6 GT3	PRO	12	**1:47.701**	17	1:47.812	18	1:48.261	16	1:48.397	4	1:48.450	8
26	91	Target Racing	ITA	Stefano Costantini	ITA	Bronze	Christoph Lenz	CHE	Bronze	Lamborghini Huracan GT3	AM	3	**1:48.380**	7	1:48.941	6	1:49.828	18	1:49.954	16	1:50.081	15
27	5	Olimp Racing	POL	Stanislaw Jedlinski	POL	Bronze	Malgorzata Rdest	POL	Bronze	Audi R8 LMS	AM	4	**1:48.416**	20	1:48.526	19	1:48.975	17	1:49.002	18	1:50.035	16
28	99	Sports and You	PRT	Manuel Da Costa	PRT	Bronze	Miguel Sardinha	PRT	Bronze	Mercedes AMG GT3	AM	5	**1:48.636**	9	1:48.769	6	1:49.029	12	1:49.188	5	1:49.294	8
29	20	SPS Automotive Performance	DEU	Valentin Pierburg	DEU	Bronze	Tom Onslow-Cole	GBR	Gold	Mercedes AMG GT3	PROAM	12	**1:48.752**	4	1:48.969	3	1:49.316	7	1:49.411	2	1:54.386	5
30	7	RACE / BMW Team Teo Martín	ESP	Márcio Basso	BRA	Bronze	Guilherme Salas	BRA	Bronze	BMW M6 GT3	AM	6	**1:50.841**	22	1:50.909	17	1:51.145	20	1:51.612	8	1:51.692	18

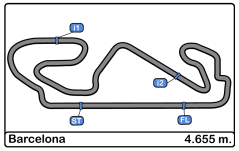

Circuito de Barcelona
International GT Open
Free Practice - 1
Best 5 Top Speeds

													Top 1		Top 2		Top 3		Top 4		Top 5		
Cl	Nº	Entrant/Team	Nat	Driver 1	Nat	Status	Driver 2	Nat	Status	Vehicle	Cat	Cl	Km/h	Lap	Km/h	Lap	Km/h	Lap	Km/h	Lap	Km/h	Lap	Avg
1	27	Daiko Lazarus Racing	ITA	Fabrizio Crestani	ITA	Silver	Miguel Ramos	PRT	Bronze	Lamborghini Huracan GT3	PROAM	1	270.6	3	268.6	5	267.9	6	267.9	8	267.9	15	268.6
2	28	Daiko Lazarus Racing	ITA	Toby Sowery	GBR	Silver	Giuseppe Cipriani	ITA	Bronze	Lamborghini Huracan GT3	PROAM	2	270.6	7	269.3	6	268.6	4	268.6	8	267.9	5	269.0
3	47	RACE / BMW Team Teo Martín	ESP	Fran Rueda	ESP	Silver	Andrés Saravia	GTM	Silver	BMW M6 GT3	PRO	1	270.6	7	269.3	25	269.3	26	268.6	21	267.9	5	269.1
4	3	RACE / BMW Team Teo Martín	ESP	Lourenço Beirão da Veiga	PRT	Silver	Juan Cruz Álvarez	ARG	Silver	BMW M6 GT3	PRO	2	270.0	19	269.3	11	268.6	8	267.9	12	267.9	15	268.7
5	66	Vincenzo Sospiri Racing	ITA	Giulio Borlenghi	BRA	Bronze	Andrzej Lewandowski	POL	Bronze	Lamborghini Huracan GT3	AM	1	269.3	7	268.6	8	267.3	14	267.3	22	266.6	6	267.8
6	17	Senkyr Motorsport	CZE	Richard Gonda	SVK	Silver	Mikkel Jensen	DNK	Silver	BMW M6 GT3	PRO	3	268.6	19	267.9	16	266.6	8	266.6	18	266.0	2	267.1
7	51	Luzich Racing	USA	Alessandro Pier Guidi	ITA	Platinum	Mikkel Mac	DNK	Gold	Ferrari 488 GT3	PRO	4	268.6	21	268.6	22	267.9	20	267.9	24	267.3	18	268.1
8	11	RS Racing	ITA	Daniele Di Amato	ITA	Silver	Andrea Montermini	ITA	Gold	Ferrari 488 GT3	PRO	5	267.9	22	267.9	23	267.3	21	267.3	24	266.6	6	267.4
9	333	Rinaldi Racing	DEU	Rinat Salikhov	RUS	Bronze	David Perel	ZAF	Silver	Ferrari 488 GT3	PROAM	3	267.9	13	267.3	17	266.6	20	266.6	21	266.0	4	266.9
10	6	Vincenzo Sospiri Racing	ITA	Kang Ling	CHN	Silver	Philip Keen	GBR	Gold	Lamborghini Huracan GT3	PRO	6	267.3	16	267.3	17	266.6	18	266.6	19	266.6	21	266.9
11	52	Luzich Racing	USA	Marco Cioci	ITA	Gold	Matt Griffin	IRL	Gold	Ferrari 488 GT3	PRO	7	267.3	21	266.6	7	266.6	15	266.6	22	266.0	5	266.6
12	63	Imperiale Racing	ITA	Giovanni Venturini	ITA	Gold	Jeroen Mul	NLD	Silver	Lamborghini Huracan GT3	PRO	8	267.3	13	267.3	17	267.3	18	267.3	19	266.6	4	267.1
13	96	Optimum Motorsport	GBR	Bradley Ellis	GBR	Silver	Oliver Wilkinson	GBR	Bronze	Audi R8 LMS	PROAM	4	267.3	22	266.6	15	266.6	19	266.6	21	266.0	6	266.6
14	25	Imperiale Racing	ITA	Riccardo Agostini	ITA	Gold	Rik Breukers	NLD	Silver	Lamborghini Huracan GT3	PRO	9	266.6	5	266.6	14	266.6	17	266.0	6	265.3	3	266.2
15	36	Drivex School	ESP	Christian Hahn	BRA	Bronze	Lucas Auer	AUT	Gold	Mercedes AMG GT3	PROAM	5	266.6	19	266.0	20	265.3	7	265.3	12	264.7	11	265.6
16	7	RACE / BMW Team Teo Martín	ESP	Márcio Basso	BRA	Bronze	Guilherme Salas	BRA	Bronze	BMW M6 GT3	AM	2	266.0	20	266.0	21	265.3	14	265.3	22	265.3	23	265.6
17	12	Ombra Racing	ITA	Andrea Rizzoli	ITA	Silver	Damiano Fioravanti	ITA	Silver	Lamborghini Huracan GT3	PRO	10	266.0	21	265.3	6	265.3	14	265.3	22	264.7	4	265.3
18	16	Drivex School	ESP	Marcelo Hahn	BRA	Bronze	Allam Khodair	BRA	Gold	Mercedes AMG GT3	PROAM	6	266.0	18	264.7	17	264.0	9	263.4	3	263.4	5	264.3
19	19	Imperiale Racing	ITA	Jiatong Liang	CHN	Bronze	Raffaele Giammaria	ITA	Gold	Lamborghini Huracan GT3	PROAM	7	266.0	5	264.7	3	264.7	4	264.7	8	264.7	9	264.9
20	71	Luzich Racing	USA	Alexander West	SWE	Bronze	Michele Rugolo	ITA	Gold	Ferrari 488 GT3	PROAM	8	266.0	6	265.3	3	265.3	4	265.3	20	264.7	5	265.3
21	72	Lechner Racing	AUT	Mario Plachutta	AUT	Bronze	Thomas Jäger	DEU	Gold	Mercedes AMG GT3	PROAM	9	266.0	12	265.3	11	264.7	17	264.0	8	264.0	14	264.8
22	77	Olimp Racing	POL	Marcin Jedlinski	POL	Bronze	Mateusz Lisowski	POL	Silver	Audi R8 LMS	PROAM	10	266.0	16	266.0	23	265.3	19	264.7	18	264.7	21	265.3
23	84	Winward Racing / HTP	USA	Russell Ward	USA	Silver	Indy Dontje	NLD	Silver	Mercedes AMG GT3	PRO	11	266.0	20	264.7	19	264.0	5	264.0	15	264.0	16	264.5
24	33	Rinaldi Racing	DEU	Christian Hook	DEU	Bronze	Dominik Schwager	DEU	Gold	Ferrari 488 GT3	PROAM	11	265.3	14	265.3	19	265.3	23	264.7	7	264.7	15	265.0
25	90	Target Racing	ITA	Alberto Di Folco	ITA	Silver	Adrian Zaugg	CHE	Silver	Lamborghini Huracan GT3	PRO	12	264.7	10	264.7	13	264.0	4	264.0	5	263.4	9	264.1
26	5	Olimp Racing	POL	Stanislaw Jedlinski	POL	Bronze	Malgorzata Rdest	POL	Bronze	Audi R8 LMS	AM	3	264.0	20	263.4	19	263.4	21	262.7	18	261.5	16	263.0
27	20	SPS Automotive Performance	DEU	Valentin Pierburg	DEU	Bronze	Tom Onslow-Cole	GBR	Gold	Mercedes AMG GT3	PROAM	12	264.0	4	264.0	5	263.4	8	262.1	3	262.1	9	263.1
28	91	Target Racing	ITA	Stefano Costantini	ITA	Bronze	Christoph Lenz	CHE	Bronze	Lamborghini Huracan GT3	AM	4	263.4	3	263.4	6	263.4	7	262.7	5	262.7	8	263.1
29	99	Sports and You	PRT	Manuel Da Costa	PRT	Bronze	Miguel Sardinha	PRT	Bronze	Mercedes AMG GT3	AM	5	263.4	6	263.4	10	263.4	14	262.7	4	262.1	5	263.0
30	111	Porteiro Motorsport	ESP	Charles Finelli	USA	Bronze	Phillippe Denes	USA	Bronze	Mercedes AMG GT3	AM	6	261.5	2	261.5	3	261.5	6	261.5	7	261.5	21	261.5

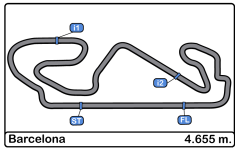

Circuito de Barcelona
International GT Open
Free Practice - 1
Fastest Laps Sequence

Lap	Time of Day	Session Time	Nº	Entrant/Team	Nat	Driver 1	Nat	Status	Driver 2	Nat	Status	Vehicle	Cat	Time	Km/h
2	10:49:07.526	4:07.526	**47**	RACE / BMW Team Teo Martín	ESP	Fran Rueda	ESP	Silver	Andrés Saravia	GTM	Silver	BMW M6 GT3	PRO	**1:49.119**	153.5
2	10:49:33.821	4:33.821	**25**	Imperiale Racing	ITA	Riccardo Agostini	ITA	Gold	Rik Breukers	NLD	Silver	Lamborghini Huracan GT3	PRO	**1:48.875**	153.9
2	10:50:20.688	5:20.688	**3**	RACE / BMW Team Teo Martín	ESP	Lourenço Beirão da	PRT	Silver	Juan Cruz Álvarez	ARG	Silver	BMW M6 GT3	PRO	**1:48.275**	154.7
2	10:50:26.856	5:26.856	**19**	Imperiale Racing	ITA	Jiatong Liang	CHN	Bronze	Raffaele Giammaria	ITA	Gold	Lamborghini Huracan GT3	PROAM	**1:48.129**	154.9
2	10:50:32.485	5:32.485	**51**	Luzich Racing	USA	Alessandro Pier Guidi	ITA	Platinum	Mikkel Mac	DNK	Gold	Ferrari 488 GT3	PRO	**1:47.563**	155.7
2	10:50:40.284	5:40.284	**27**	Daiko Lazarus Racing	ITA	Fabrizio Crestani	ITA	Silver	Miguel Ramos	PRT	Bronze	Lamborghini Huracan GT3	PROAM	**1:46.504**	157.3
5	11:00:25.129	15:25.129	**36**	Drivex School	ESP	Christian Hahn	BRA	Bronze	Lucas Auer	AUT	Gold	Mercedes AMG GT3	PROAM	**1:46.369**	157.5
6	11:02:11.275	17:11.275	**36**	Drivex School	ESP	Christian Hahn	BRA	Bronze	Lucas Auer	AUT	Gold	Mercedes AMG GT3	PROAM	**1:46.146**	157.8
11	11:25:04.483	40:04.483	**36**	Drivex School	ESP	Christian Hahn	BRA	Bronze	Lucas Auer	AUT	Gold	Mercedes AMG GT3	PROAM	**1:45.957**	158.1

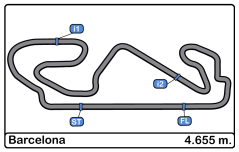

Circuito de Barcelona
International GT Open
Free Practice - 1
Event Best Maximum Speed

Nº	Entrant/Team	Nat	Driver 1	Nat	Status	Driver 2	Nat	Status	Vehicle	Cat	Km/h	Session
27	Daiko Lazarus Racing	ITA	Fabrizio Crestani	ITA	Silver	Miguel Ramos	PRT	Bronze	Lamborghini Huracan GT3	PROAM	270.6	Free Practice - 1
47	RACE / BMW Team Teo Martín	ESP	Fran Rueda	ESP	Silver	Andrés Saravia	GTM	Silver	BMW M6 GT3	PRO	270.6	Free Practice - 1
28	Daiko Lazarus Racing	ITA	Toby Sowery	GBR	Silver	Giuseppe Cipriani	ITA	Bronze	Lamborghini Huracan GT3	PROAM	270.6	Free Practice - 1
3	RACE / BMW Team Teo Martín	ESP	Lourenço Beirão da Veiga	PRT	Silver	Juan Cruz Álvarez	ARG	Silver	BMW M6 GT3	PRO	270.0	Free Practice - 1
66	Vincenzo Sospiri Racing	ITA	Giulio Borlenghi	BRA	Bronze	Andrzej Lewandowski	POL	Bronze	Lamborghini Huracan GT3	AM	269.3	Free Practice - 1
17	Senkyr Motorsport	CZE	Richard Gonda	SVK	Silver	Mikkel Jensen	DNK	Silver	BMW M6 GT3	PRO	268.6	Free Practice - 1
51	Luzich Racing	USA	Alessandro Pier Guidi	ITA	Platinum	Mikkel Mac	DNK	Gold	Ferrari 488 GT3	PRO	268.6	Free Practice - 1
333	Rinaldi Racing	DEU	Rinat Salikhov	RUS	Bronze	David Perel	ZAF	Silver	Ferrari 488 GT3	PROAM	267.9	Free Practice - 1
11	RS Racing	ITA	Daniele Di Amato	ITA	Silver	Andrea Montermini	ITA	Gold	Ferrari 488 GT3	PRO	267.9	Free Practice - 1
63	Imperiale Racing	ITA	Giovanni Venturini	ITA	Gold	Jeroen Mul	NLD	Silver	Lamborghini Huracan GT3	PRO	267.3	Free Practice - 1
6	Vincenzo Sospiri Racing	ITA	Kang Ling	CHN	Silver	Philip Keen	GBR	Gold	Lamborghini Huracan GT3	PRO	267.3	Free Practice - 1
52	Luzich Racing	USA	Marco Cioci	ITA	Gold	Matt Griffin	IRL	Gold	Ferrari 488 GT3	PRO	267.3	Free Practice - 1
96	Optimum Motorsport	GBR	Bradley Ellis	GBR	Silver	Oliver Wilkinson	GBR	Bronze	Audi R8 LMS	PROAM	267.3	Free Practice - 1
25	Imperiale Racing	ITA	Riccardo Agostini	ITA	Gold	Rik Breukers	NLD	Silver	Lamborghini Huracan GT3	PRO	266.6	Free Practice - 1
36	Drivex School	ESP	Christian Hahn	BRA	Bronze	Lucas Auer	AUT	Gold	Mercedes AMG GT3	PROAM	266.6	Free Practice - 1
19	Imperiale Racing	ITA	Jiatong Liang	CHN	Bronze	Raffaele Giammaria	ITA	Gold	Lamborghini Huracan GT3	PROAM	266.0	Free Practice - 1
71	Luzich Racing	USA	Alexander West	SWE	Bronze	Michele Rugolo	ITA	Gold	Ferrari 488 GT3	PROAM	266.0	Free Practice - 1
72	Lechner Racing	AUT	Mario Plachutta	AUT	Bronze	Thomas Jäger	DEU	Gold	Mercedes AMG GT3	PROAM	266.0	Free Practice - 1
77	Olimp Racing	POL	Marcin Jedlinski	POL	Bronze	Mateusz Lisowski	POL	Silver	Audi R8 LMS	PROAM	266.0	Free Practice - 1
16	Drivex School	ESP	Marcelo Hahn	BRA	Bronze	Allam Khodair	BRA	Gold	Mercedes AMG GT3	PROAM	266.0	Free Practice - 1
7	RACE / BMW Team Teo Martín	ESP	Márcio Basso	BRA	Bronze	Guilherme Salas	BRA	Bronze	BMW M6 GT3	AM	266.0	Free Practice - 1
84	Winward Racing / HTP	USA	Russell Ward	USA	Silver	Indy Dontje	NLD	Silver	Mercedes AMG GT3	PRO	266.0	Free Practice - 1
12	Ombra Racing	ITA	Andrea Rizzoli	ITA	Silver	Damiano Fioravanti	ITA	Silver	Lamborghini Huracan GT3	PRO	266.0	Free Practice - 1
33	Rinaldi Racing	DEU	Christian Hook	DEU	Bronze	Dominik Schwager	DEU	Gold	Ferrari 488 GT3	PROAM	265.3	Free Practice - 1
90	Target Racing	ITA	Alberto Di Folco	ITA	Silver	Adrian Zaugg	CHE	Silver	Lamborghini Huracan GT3	PRO	264.7	Free Practice - 1
20	SPS Automotive Performance	DEU	Valentin Pierburg	DEU	Bronze	Tom Onslow-Cole	GBR	Gold	Mercedes AMG GT3	PROAM	264.0	Free Practice - 1
5	Olimp Racing	POL	Stanislaw Jedlinski	POL	Bronze	Malgorzata Rdest	POL	Bronze	Audi R8 LMS	AM	264.0	Free Practice - 1
91	Target Racing	ITA	Stefano Costantini	ITA	Bronze	Christoph Lenz	CHE	Bronze	Lamborghini Huracan GT3	AM	263.4	Free Practice - 1
99	Sports and You	PRT	Manuel Da Costa	PRT	Bronze	Miguel Sardinha	PRT	Bronze	Mercedes AMG GT3	AM	263.4	Free Practice - 1
111	Porteiro Motorsport	ESP	Charles Finelli	USA	Bronze	Phillippe Denes	USA	Bronze	Mercedes AMG GT3	AM	261.5	Free Practice - 1

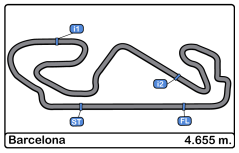

Circuito de Barcelona
International GT Open
Free Practice - 1
Pit Stop Analysis

3
Lourenço Beirão da Veiga — PRO — RACE / BMW Team Teo Martín
Juan Cruz Álvarez — BMW M6 GT3

Nr.	In Day Time	In Time	Out Time	Pit Time	T. Pit Time	Handicap	Penalty
1	10:55:59.092	10:55:59.092	11:00:22.247	4:23.155	4:23.155		
2	11:05:58.190	11:05:58.190	11:19:45.923	13:47.733	18:10.888		
3	11:27:25.074	11:27:25.074	11:30:55.285	3:30.211	21:41.099		
4	11:43:38.721	11:43:38.721	11:44:21.462	42.741	22:23.840		

5
Stanislaw Jedlinski — AM — Olimp Racing
Malgorzata Rdest — Audi R8 LMS

Nr.	In Day Time	In Time	Out Time	Pit Time	T. Pit Time	Handicap	Penalty
1	10:55:57.887	10:55:57.887	10:59:22.221	3:24.334	3:24.334		
2	11:09:22.111	11:09:22.111	11:21:54.221	12:32.110	15:56.444		
3	11:24:14.409	11:24:14.409	11:25:02.023	47.614	16:44.058		
4	11:27:10.221	11:27:10.221	11:30:20.395	3:10.174	19:54.232		

6
Kang Ling — PRO — Vincenzo Sospiri Racing
Philip Keen — Lamborghini Huracan GT3

Nr.	In Day Time	In Time	Out Time	Pit Time	T. Pit Time	Handicap	Penalty
1	11:06:35.588	11:06:35.588	11:19:12.326	12:36.738	12:36.738		
2	11:24:43.012	11:24:43.012	11:32:37.488	7:54.476	20:31.214		
3	11:41:44.145	11:41:44.145	11:43:14.229	1:30.084	22:01.298		

7
Márcio Basso — AM — RACE / BMW Team Teo Martín
Guilherme Salas — BMW M6 GT3

Nr.	In Day Time	In Time	Out Time	Pit Time	T. Pit Time	Handicap	Penalty
1	11:04:34.980	11:04:34.980	11:07:35.142	3:00.162	3:00.162		
2	11:09:39.190	11:09:39.190	11:19:14.324	9:35.134	12:35.296		
3	11:21:08.106	11:21:08.106	11:22:23.111	1:15.005	13:50.301		
4	11:26:13.382	11:26:13.382	11:31:16.873	5:03.491	18:53.792		

11
Daniele Di Amato — PRO — RS Racing
Andrea Montermini — Ferrari 488 GT3

Nr.	In Day Time	In Time	Out Time	Pit Time	T. Pit Time	Handicap	Penalty
1	10:47:43.596	10:47:43.596	10:48:20.713	37.117	37.117		
2	10:57:58.056	10:57:58.056	11:00:08.894	2:10.838	2:47.955		
3	11:09:27.131	11:09:27.131	11:19:47.268	10:20.137	13:08.092		
4	11:27:29.605	11:27:29.605	11:31:37.548	4:07.943	17:16.035		

12
Andrea Rizzoli — PRO — Ombra Racing
Damiano Fioravanti — Lamborghini Huracan GT3

Nr.	In Day Time	In Time	Out Time	Pit Time	T. Pit Time	Handicap	Penalty
1	10:54:26.846	10:54:26.846	10:55:55.761	1:28.915	1:28.915		
2	11:06:45.835	11:06:45.835	11:08:39.360	1:53.525	3:22.440		
3	11:26:28.225	11:26:28.225	11:31:30.825	5:02.600	8:25.040		
4	11:39:00.179	11:39:00.179	11:40:09.472	1:09.293	9:34.333		

16
Marcelo Hahn — PROAM — Drivex School
Allam Khodair — Mercedes AMG GT3

Nr.	In Day Time	In Time	Out Time	Pit Time	T. Pit Time	Handicap	Penalty
1	11:00:10.886	11:00:10.886	11:03:41.774	3:30.888	3:30.888		
2	11:09:29.821	11:09:29.821	11:20:15.289	10:45.468	14:16.356		
3	11:27:36.247	11:27:36.247	11:30:46.231	3:09.984	17:26.340		

17
Richard Gonda — PRO — Senkyr Motorsport
Mikkel Jensen — BMW M6 GT3

Nr.	In Day Time	In Time	Out Time	Pit Time	T. Pit Time	Handicap	Penalty
1	10:57:03.102	10:57:03.102	11:00:26.366	3:23.264	3:23.264		
2	11:07:45.997	11:07:45.997	11:19:43.314	11:57.317	15:20.581		
3	11:27:23.921	11:27:23.921	11:31:00.804	3:36.883	18:57.464		

19
Jiatong Liang — PROAM — Imperiale Racing
Raffaele Giammaria — Lamborghini Huracan GT3

Nr.	In Day Time	In Time	Out Time	Pit Time	T. Pit Time	Handicap	Penalty
1	10:56:01.250	10:56:01.250	11:00:35.703	4:34.453	4:34.453		
2	11:09:55.042	11:09:55.042	11:20:10.792	10:15.750	14:50.203		
3	11:23:53.415	11:23:53.415	11:25:41.366	1:47.951	16:38.154		

20
Valentin Pierburg — PROAM — SPS Automotive Performance
Tom Onslow-Cole — Mercedes AMG GT3

Nr.	In Day Time	In Time	Out Time	Pit Time	T. Pit Time	Handicap	Penalty
1	10:55:04.382	10:55:04.382	10:56:54.725	1:50.343	1:50.343		

25
Riccardo Agostini — PRO — Imperiale Racing
Rik Breukers — Lamborghini Huracan GT3

Nr.	In Day Time	In Time	Out Time	Pit Time	T. Pit Time	Handicap	Penalty
1	10:56:48.004	10:56:48.004	11:02:38.101	5:50.097	5:50.097		
2	11:10:17.170	11:10:17.170	11:19:29.117	9:11.947	15:02.044		
3	11:26:50.600	11:26:50.600	11:30:51.380	4:00.780	19:02.824		
4	11:39:55.844	11:39:55.844	11:41:10.751	1:14.907	20:17.731		

27
Fabrizio Crestani — PROAM — Daiko Lazarus Racing
Miguel Ramos — Lamborghini Huracan GT3

Nr.	In Day Time	In Time	Out Time	Pit Time	T. Pit Time	Handicap	Penalty
1	10:52:34.413	10:52:34.413	10:55:32.803	2:58.390	2:58.390		
2	11:00:56.855	11:00:56.855	11:05:19.578	4:22.723	7:21.113		
3	11:09:02.424	11:09:02.424	11:19:27.301	10:24.877	17:45.990		
4	11:27:22.287	11:27:22.287	11:31:04.774	3:42.487	21:28.477		

28
Toby Sowery — PROAM — Daiko Lazarus Racing
Giuseppe Cipriani — Lamborghini Huracan GT3

Nr.	In Day Time	In Time	Out Time	Pit Time	T. Pit Time	Handicap	Penalty
1	10:59:58.364	10:59:58.364	11:03:22.814	3:24.450	3:24.450		

33
Christian Hook — PROAM — Rinaldi Racing
Dominik Schwager — Ferrari 488 GT3

Nr.	In Day Time	In Time	Out Time	Pit Time	T. Pit Time	Handicap	Penalty
1	11:03:02.783	11:03:02.783	11:05:13.861	2:11.078	2:11.078		
2	11:09:07.280	11:09:07.280	11:20:08.265	11:00.985	13:12.063		
3	11:27:34.369	11:27:34.369	11:31:34.184	3:59.815	17:11.878		

36
Christian Hahn — PROAM — Drivex School
Lucas Auer — Mercedes AMG GT3

Nr.	In Day Time	In Time	Out Time	Pit Time	T. Pit Time	Handicap	Penalty
1	11:05:50.980	11:05:50.980	11:19:39.143	13:48.163	13:48.163		
2	11:27:01.339	11:27:01.339	11:30:35.626	3:34.287	17:22.450		

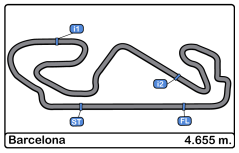

Circuito de Barcelona
International GT Open
Free Practice - 1
Pit Stop Analysis

47 — Fran Rueda — PRO — RACE / BMW Team Teo Martín
Andrés Saravia — BMW M6 GT3

Nr.	In Day Time	In Time	Out Time	Pit Time	T. Pit Time	Handicap	Penalty
1	11:01:39.290	11:01:39.290	11:02:50.302	1:11.012	1:11.012		
2	11:10:21.664	11:10:21.664	11:19:58.246	9:36.582	10:47.594		
3	11:27:31.651	11:27:31.651	11:30:19.446	2:47.795	13:35.389		

51 — Alessandro Pier Guidi — PRO — Luzich Racing
Mikkel Mac — Ferrari 488 GT3

Nr.	In Day Time	In Time	Out Time	Pit Time	T. Pit Time	Handicap	Penalty
1	10:57:45.272	10:57:45.272	11:00:15.472	2:30.200	2:30.200		
2	11:07:32.361	11:07:32.361	11:19:10.925	11:38.564	14:08.764		
3	11:26:29.408	11:26:29.408	11:30:06.667	3:37.259	17:46.023		

52 — Marco Cioci — PRO — Luzich Racing
Matt Griffin — Ferrari 488 GT3

Nr.	In Day Time	In Time	Out Time	Pit Time	T. Pit Time	Handicap	Penalty
1	11:01:44.762	11:01:44.762	11:04:20.193	2:35.431	2:35.431		
2	11:10:00.840	11:10:00.840	11:19:31.116	9:30.276	12:05.707		
3	11:30:06.342	11:30:06.342	11:31:49.339	1:42.997	13:48.704		
4	11:37:25.886	11:37:25.886	11:39:25.029	1:59.143	15:47.847		

63 — Giovanni Venturini — PRO — Imperiale Racing
Jeroen Mul — Lamborghini Huracan GT3

Nr.	In Day Time	In Time	Out Time	Pit Time	T. Pit Time	Handicap	Penalty
1	10:53:29.529	10:53:29.529	10:56:38.248	3:08.719	3:08.719		
2	11:05:44.263	11:05:44.263	11:19:18.905	13:34.642	16:43.361		
3	11:26:44.242	11:26:44.242	11:31:40.981	4:56.739	21:40.100		

66 — Giulio Borlenghi — AM — Vincenzo Sospiri Racing
Andrzej Lewandowski — Lamborghini Huracan GT3

Nr.	In Day Time	In Time	Out Time	Pit Time	T. Pit Time	Handicap	Penalty
1	11:02:48.134	11:02:48.134	11:06:25.136	3:37.002	3:37.002		
2	11:10:23.159	11:10:23.159	11:19:09.132	8:45.973	12:22.975		
3	11:26:38.656	11:26:38.656	11:32:48.472	6:09.816	18:32.791		

71 — Alexander West — PROAM — Luzich Racing
Michele Rugolo — Ferrari 488 GT3

Nr.	In Day Time	In Time	Out Time	Pit Time	T. Pit Time	Handicap	Penalty
1	10:59:38.304	10:59:38.304	11:04:13.988	4:35.684	4:35.684		
2	11:09:59.475	11:09:59.475	11:19:17.458	9:17.983	13:53.667		
3	11:26:47.000	11:26:47.000	11:30:40.149	3:53.149	17:46.816		

72 — Mario Plachutta — PROAM — Lechner Racing
Thomas Jäger — Mercedes AMG GT3

Nr.	In Day Time	In Time	Out Time	Pit Time	T. Pit Time	Handicap	Penalty
1	10:53:56.760	10:53:56.760	10:56:34.185	2:37.425	2:37.425		
2	11:00:24.879	11:00:24.879	11:04:21.404	3:56.525	6:33.950		
3	11:10:16.262	11:10:16.262	11:19:15.495	8:59.233	15:33.183		
4	11:26:36.757	11:26:36.757	11:30:11.343	3:34.586	19:07.769		

77 — Marcin Jedlinski — PROAM — Olimp Racing
Mateusz Lisowski — Audi R8 LMS

Nr.	In Day Time	In Time	Out Time	Pit Time	T. Pit Time	Handicap	Penalty
1	11:05:29.819	11:05:29.819	11:20:17.563	14:47.744	14:47.744		
2	11:27:39.623	11:27:39.623	11:32:03.108	4:23.485	19:11.229		

84 — Russell Ward — PRO — Winward Racing / HTP Motorsport
Indy Dontje — Mercedes AMG GT3

Nr.	In Day Time	In Time	Out Time	Pit Time	T. Pit Time	Handicap	Penalty
1	10:58:56.451	10:58:56.451	11:02:52.780	3:56.329	3:56.329		
2	11:08:50.237	11:08:50.237	11:20:29.695	11:39.458	15:35.787		
3	11:26:05.047	11:26:05.047	11:31:09.805	5:04.758	20:40.545		

90 — Alberto Di Folco — PRO — Target Racing
Adrian Zaugg — Lamborghini Huracan GT3

Nr.	In Day Time	In Time	Out Time	Pit Time	T. Pit Time	Handicap	Penalty
1	10:48:13.898	10:48:13.898	10:49:19.122	1:05.224	1:05.224		
2	11:05:48.217	11:05:48.217	11:20:43.161	14:54.944	16:00.168		
3	11:26:22.936	11:26:22.936	11:31:59.251	5:36.315	21:36.483		

91 — Stefano Costantini — AM — Target Racing
Christoph Lenz — Lamborghini Huracan GT3

Nr.	In Day Time	In Time	Out Time	Pit Time	T. Pit Time	Handicap	Penalty
1	10:49:20.961	10:49:20.961	10:50:25.774	1:04.813	1:04.813		
2	10:54:25.872	10:54:25.872	11:00:12.514	5:46.642	6:51.455		
3	11:09:36.818	11:09:36.818	11:22:18.514	12:41.696	19:33.151		
4	11:26:10.958	11:26:10.958	11:31:26.888	5:15.930	24:49.081		

96 — Bradley Ellis — PROAM — Optimum Motorsport
Oliver Wilkinson — Audi R8 LMS

Nr.	In Day Time	In Time	Out Time	Pit Time	T. Pit Time	Handicap	Penalty
1	10:57:19.938	10:57:19.938	11:00:59.004	3:39.066	3:39.066		
2	11:10:19.616	11:10:19.616	11:19:49.374	9:29.758	13:08.824		
3	11:27:26.961	11:27:26.961	11:31:24.363	3:57.402	17:06.226		
4	11:38:37.495	11:38:37.495	11:39:52.908	1:15.413	18:21.639		

99 — Manuel Da Costa — AM — Sports and You
Miguel Sardinha — Mercedes AMG GT3

Nr.	In Day Time	In Time	Out Time	Pit Time	T. Pit Time	Handicap	Penalty
1	11:06:02.106	11:06:02.106	11:19:05.762	13:03.656	13:03.656		
2	11:26:34.799	11:26:34.799	11:30:49.603	4:14.804	17:18.460		

111 — Charles Finelli — AM — Porteiro Motorsport
Phillippe Denes — Mercedes AMG GT3

Nr.	In Day Time	In Time	Out Time	Pit Time	T. Pit Time	Handicap	Penalty
1	11:03:04.406	11:03:04.406	11:07:13.228	4:08.822	4:08.822		
2	11:09:23.599	11:09:23.599	11:19:37.239	10:13.640	14:22.462		
3	11:27:28.353	11:27:28.353	11:30:26.069	2:57.716	17:20.178		

333 — Rinat Salikhov — PROAM — Rinaldi Racing
David Perel — Ferrari 488 GT3

Nr.	In Day Time	In Time	Out Time	Pit Time	T. Pit Time	Handicap	Penalty
1	11:01:14.070	11:01:14.070	11:04:49.865	3:35.795	3:35.795		
2	11:10:28.863	11:10:28.863	11:20:39.280	10:10.417	13:46.212		
3	11:26:08.824	11:26:08.824	11:31:29.283	5:20.459	19:06.671		

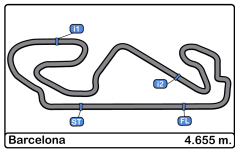

Circuito de Barcelona
International GT Open
Free Practice - 1
Weather Report

Air Temperature

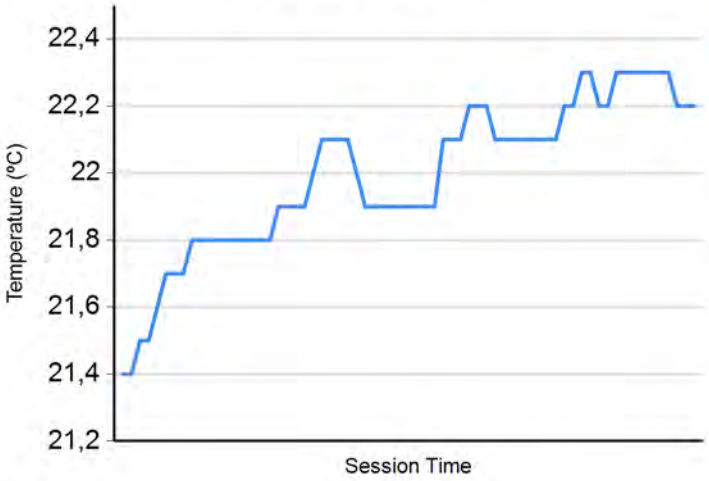

Track Temperature

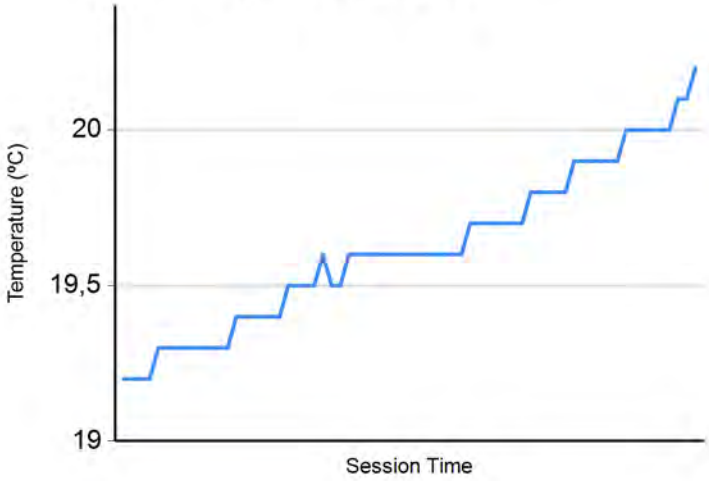

Humidity

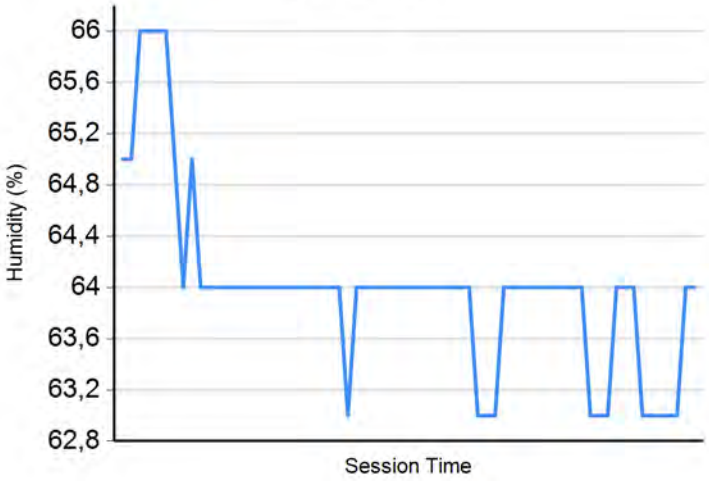

Pressure

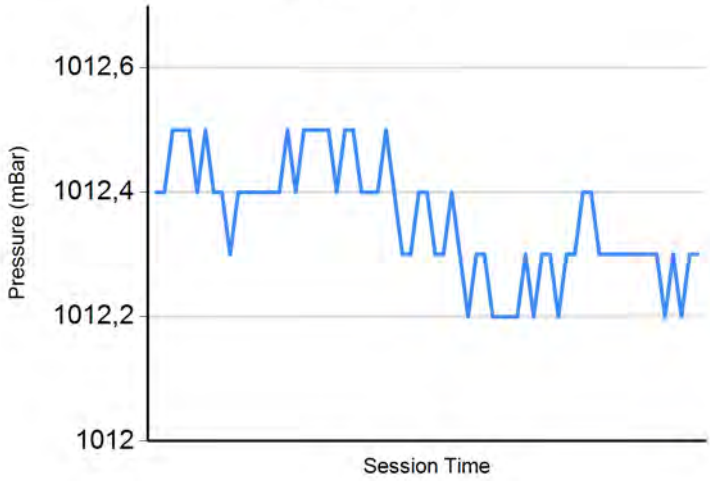

Wind Speed

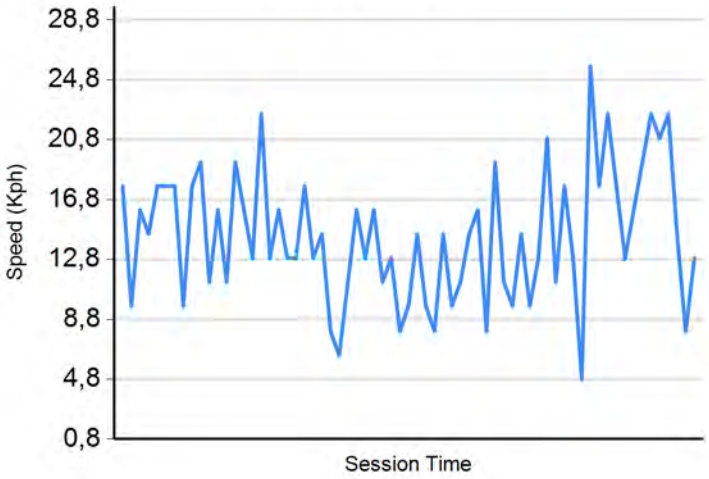

Wind direction

North = 0º/360º Est = 90º South = 180º West= 270º

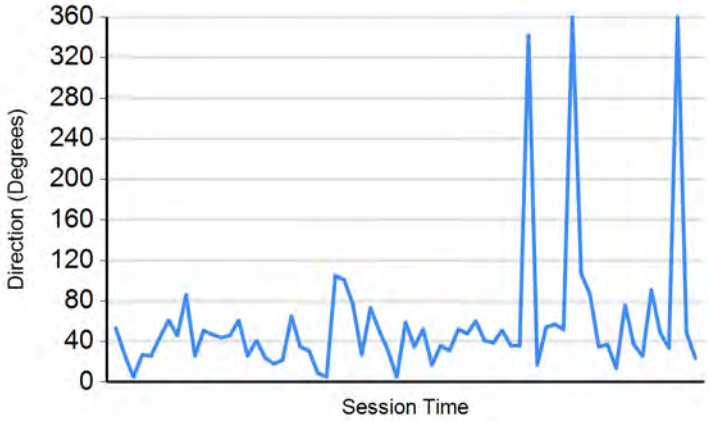

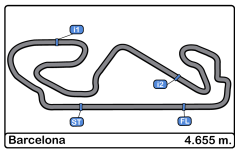

Circuito de Barcelona
International GT Open
Free Practice - 2
Provisional Results

Cls	Nº	Entrant/Team	Nat	Driver 1	Nat		Driver 2	Nat		Vehicle	Cat	Cls	Laps	Best	Time	Gap	Interval	Km/h
1	**72**	Lechner Racing	AUT	Mario Plachutta	AUT	Bronze	Thomas Jäger	DEU	Gold	Mercedes AMG GT3	PROAM	1	23	**20**	**1:45.395**			159.0
2	**17**	Senkyr Motorsport	CZE	Richard Gonda	SVK	Silver	Mikkel Jensen	DNK	Silver	BMW M6 GT3	PRO	1	18	**17**	**1:45.492**	0.097	0.097	158.8
3	**20**	SPS Automotive Performance	DEU	Valentin Pierburg	DEU	Bronze	Tom Onslow-Cole	GBR	Gold	Mercedes AMG GT3	PROAM	2	24	**15**	**1:45.585**	0.190	0.093	158.7
4	**63**	Imperiale Racing	ITA	Giovanni Venturini	ITA	Gold	Jeroen Mul	NLD	Silver	Lamborghini Huracan GT3	PRO	2	22	**14**	**1:45.600**	0.205	0.015	158.6
5	**84**	Winward Racing / HTP	USA	Russell Ward	USA	Silver	Indy Dontje	NLD	Silver	Mercedes AMG GT3	PRO	3	25	**5**	**1:45.821**	0.426	0.221	158.3
6	**71**	Luzich Racing	USA	Alexander West	SWE	Bronze	Michele Rugolo	ITA	Gold	Ferrari 488 GT3	PROAM	3	24	**14**	**1:45.869**	0.474	0.048	158.2
7	**12**	Ombra Racing	ITA	Andrea Rizzoli	ITA	Silver	Damiano Fioravanti	ITA	Silver	Lamborghini Huracan GT3	PRO	4	22	**20**	**1:45.938**	0.543	0.069	158.1
8	**333**	Rinaldi Racing	DEU	Rinat Salikhov	RUS	Bronze	David Perel	ZAF	Silver	Ferrari 488 GT3	PROAM	4	24	**7**	**1:45.950**	0.555	0.012	158.1
9	**36**	Drivex School	ESP	Christian Hahn	BRA	Bronze	Lucas Auer	AUT	Gold	Mercedes AMG GT3	PROAM	5	23	**14**	**1:45.990**	0.595	0.040	158.1
10	**96**	Optimum Motorsport	GBR	Bradley Ellis	GBR	Silver	Oliver Wilkinson	GBR	Bronze	Audi R8 LMS	PROAM	6	23	**21**	**1:46.021**	0.626	0.031	158.0
11	**77**	Olimp Racing	POL	Marcin Jedlinski	POL	Bronze	Mateusz Lisowski	POL	Silver	Audi R8 LMS	PROAM	7	25	**15**	**1:46.138**	0.743	0.117	157.8
12	**27**	Daiko Lazarus Racing	ITA	Fabrizio Crestani	ITA	Silver	Miguel Ramos	PRT	Bronze	Lamborghini Huracan GT3	PROAM	8	22	**20**	**1:46.144**	0.749	0.006	157.8
13	**25**	Imperiale Racing	ITA	Riccardo Agostini	ITA	Gold	Rik Breukers	NLD	Silver	Lamborghini Huracan GT3	PRO	5	23	**4**	**1:46.176**	0.781	0.032	157.8
14	**6**	Vincenzo Sospiri Racing	ITA	Kang Ling	CHN	Silver	Philip Keen	GBR	Gold	Lamborghini Huracan GT3	PRO	6	24	**5**	**1:46.205**	0.810	0.029	157.7
15	**16**	Drivex School	ESP	Marcelo Hahn	BRA	Bronze	Allam Khodair	BRA	Gold	Mercedes AMG GT3	PROAM	9	23	**12**	**1:46.264**	0.869	0.059	157.7
16	**7**	RACE / BMW Team Teo Martín	ESP	Márcio Basso	BRA	Bronze	Guilherme Salas	BRA	Bronze	BMW M6 GT3	AM	1	22	**14**	**1:46.271**	0.876	0.007	157.6
17	**11**	RS Racing	ITA	Daniele Di Amato	ITA	Silver	Andrea Montermini	ITA	Gold	Ferrari 488 GT3	PRO	7	23	**22**	**1:46.309**	0.914	0.038	157.6
18	**47**	RACE / BMW Team Teo Martín	ESP	Fran Rueda	ESP	Silver	Andrés Saravia	GTM	Silver	BMW M6 GT3	PRO	8	23	**2**	**1:46.412**	1.017	0.103	157.4
19	**111**	Porteiro Motorsport	ESP	Charles Finelli	USA	Bronze	Phillippe Denes	USA	Bronze	Mercedes AMG GT3	AM	2	23	**14**	**1:46.582**	1.187	0.170	157.2
20	**51**	Luzich Racing	USA	Alessandro Pier Guidi	ITA	Platinum	Mikkel Mac	DNK	Gold	Ferrari 488 GT3	PRO	9	23	**7**	**1:46.631**	1.236	0.049	157.1
21	**19**	Imperiale Racing	ITA	Jiatong Liang	CHN	Bronze	Raffaele Giammaria	ITA	Gold	Lamborghini Huracan GT3	PROAM	10	24	**6**	**1:46.663**	1.268	0.032	157.1
22	**33**	Rinaldi Racing	DEU	Christian Hook	DEU	Bronze	Dominik Schwager	DEU	Gold	Ferrari 488 GT3	PROAM	11	25	**6**	**1:46.698**	1.303	0.035	157.0
23	**52**	Luzich Racing	USA	Marco Cioci	ITA	Gold	Matt Griffin	IRL	Gold	Ferrari 488 GT3	PRO	10	24	**16**	**1:46.813**	1.418	0.115	156.8
24	**90**	Target Racing	ITA	Alberto Di Folco	ITA	Silver	Adrian Zaugg	CHE	Silver	Lamborghini Huracan GT3	PRO	11	15	**5**	**1:46.960**	1.565	0.147	156.6
25	**3**	RACE / BMW Team Teo Martín	ESP	Lourenço Beirão da Veiga	PRT	Silver	Juan Cruz Álvarez	ARG	Silver	BMW M6 GT3	PRO	12	22	**10**	**1:47.086**	1.691	0.126	156.4
26	**91**	Target Racing	ITA	Stefano Costantini	ITA	Bronze	Christoph Lenz	CHE	Bronze	Lamborghini Huracan GT3	AM	3	24	**6**	**1:47.321**	1.926	0.235	156.1
27	**5**	Olimp Racing	POL	Stanislaw Jedlinski	POL	Bronze	Malgorzata Rdest	POL	Bronze	Audi R8 LMS	AM	4	24	**15**	**1:47.341**	1.946	0.020	156.1
28	**99**	Sports and You	PRT	Manuel Da Costa	PRT	Bronze	Miguel Sardinha	PRT	Bronze	Mercedes AMG GT3	AM	5	23	**16**	**1:48.000**	2.605	0.659	155.1
29	**66**	Vincenzo Sospiri Racing	ITA	Giulio Borlenghi	BRA	Bronze	Andrzej Lewandowski	POL	Bronze	Lamborghini Huracan GT3	AM	6	12	**11**	**1:48.116**	2.721	0.116	155.0

Published at:.....

Track Temp: **25.1 °C** Air Temp: **22.7 °C** Humidity: **63 %** Track Status: **DRY**

Stewards:	**Race Director:**	**Timekeeper:**

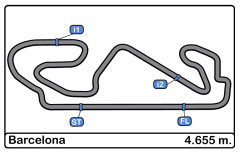

Circuito de Barcelona

International GT Open

Free Practice - 2

Provisional Results by Class

Cls	Nº	Entrant/Team	Nat	Driver 1	Nat	Status	Driver 2	Nat	Status	Vehicle	Cat	Cls	Laps	Best	Time	Gap	Interval	Km/h
		PRO																
1	**17**	Senkyr Motorsport	CZE	Richard Gonda	SVK	Silver	Mikkel Jensen	DNK	Silver	BMW M6 GT3	PRO	1	18	**17**	**1:45.492**			158.8
2	**63**	Imperiale Racing	ITA	Giovanni Venturini	ITA	Gold	Jeroen Mul	NLD	Silver	Lamborghini Huracan GT3	PRO	2	22	**14**	**1:45.600**	0.108	0.108	158.6
3	**84**	Winward Racing / HTP	USA	Russell Ward	USA	Silver	Indy Dontje	NLD	Silver	Mercedes AMG GT3	PRO	3	25	**5**	**1:45.821**	0.329	0.221	158.3
4	**12**	Ombra Racing	ITA	Andrea Rizzoli	ITA	Silver	Damiano Fioravanti	ITA	Silver	Lamborghini Huracan GT3	PRO	4	22	**20**	**1:45.938**	0.446	0.117	158.1
5	**25**	Imperiale Racing	ITA	Riccardo Agostini	ITA	Gold	Rik Breukers	NLD	Silver	Lamborghini Huracan GT3	PRO	5	23	**4**	**1:46.176**	0.684	0.238	157.8
6	**6**	Vincenzo Sospiri Racing	ITA	Kang Ling	CHN	Silver	Philip Keen	GBR	Gold	Lamborghini Huracan GT3	PRO	6	24	**5**	**1:46.205**	0.713	0.029	157.7
7	**11**	RS Racing	ITA	Daniele Di Amato	ITA	Silver	Andrea Montermini	ITA	Gold	Ferrari 488 GT3	PRO	7	23	**22**	**1:46.309**	0.817	0.104	157.6
8	**47**	RACE / BMW Team Teo Martín	ESP	Fran Rueda	ESP	Silver	Andrés Saravia	GTM	Silver	BMW M6 GT3	PRO	8	23	**2**	**1:46.412**	0.920	0.103	157.4
9	**51**	Luzich Racing	USA	Alessandro Pier Guidi	ITA	Platinum	Mikkel Mac	DNK	Gold	Ferrari 488 GT3	PRO	9	23	**7**	**1:46.631**	1.139	0.219	157.1
10	**52**	Luzich Racing	USA	Marco Cioci	ITA	Gold	Matt Griffin	IRL	Gold	Ferrari 488 GT3	PRO	10	24	**16**	**1:46.813**	1.321	0.182	156.8
11	**90**	Target Racing	ITA	Alberto Di Folco	ITA	Silver	Adrian Zaugg	CHE	Silver	Lamborghini Huracan GT3	PRO	11	15	**5**	**1:46.960**	1.468	0.147	156.6
12	**3**	RACE / BMW Team Teo Martín	ESP	Lourenço Beirão da Veiga	PRT	Silver	Juan Cruz Álvarez	ARG	Silver	BMW M6 GT3	PRO	12	22	**10**	**1:47.086**	1.594	0.126	156.4
		PROAM																
1	**72**	Lechner Racing	AUT	Mario Plachutta	AUT	Bronze	Thomas Jäger	DEU	Gold	Mercedes AMG GT3	PROAM	1	23	**20**	**1:45.395**			159.0
2	**20**	SPS Automotive Performance	DEU	Valentin Pierburg	DEU	Bronze	Tom Onslow-Cole	GBR	Gold	Mercedes AMG GT3	PROAM	2	24	**15**	**1:45.585**	0.190	0.190	158.7
3	**71**	Luzich Racing	USA	Alexander West	SWE	Bronze	Michele Rugolo	ITA	Gold	Ferrari 488 GT3	PROAM	3	24	**14**	**1:45.869**	0.474	0.284	158.2
4	**333**	Rinaldi Racing	DEU	Rinat Salikhov	RUS	Bronze	David Perel	ZAF	Silver	Ferrari 488 GT3	PROAM	4	24	**7**	**1:45.950**	0.555	0.081	158.1
5	**36**	Drivex School	ESP	Christian Hahn	BRA	Bronze	Lucas Auer	AUT	Gold	Mercedes AMG GT3	PROAM	5	23	**14**	**1:45.990**	0.595	0.040	158.1
6	**96**	Optimum Motorsport	GBR	Bradley Ellis	GBR	Silver	Oliver Wilkinson	GBR	Bronze	Audi R8 LMS	PROAM	6	23	**21**	**1:46.021**	0.626	0.031	158.0
7	**77**	Olimp Racing	POL	Marcin Jedlinski	POL	Bronze	Mateusz Lisowski	POL	Silver	Audi R8 LMS	PROAM	7	25	**15**	**1:46.138**	0.743	0.117	157.8
8	**27**	Daiko Lazarus Racing	ITA	Fabrizio Crestani	ITA	Silver	Miguel Ramos	PRT	Bronze	Lamborghini Huracan GT3	PROAM	8	22	**20**	**1:46.144**	0.749	0.006	157.8
9	**16**	Drivex School	ESP	Marcelo Hahn	BRA	Bronze	Allam Khodair	BRA	Gold	Mercedes AMG GT3	PROAM	9	23	**12**	**1:46.264**	0.869	0.120	157.7
10	**19**	Imperiale Racing	ITA	Jiatong Liang	CHN	Bronze	Raffaele Giammaria	ITA	Gold	Lamborghini Huracan GT3	PROAM	10	24	**6**	**1:46.663**	1.268	0.399	157.1
11	**33**	Rinaldi Racing	DEU	Christian Hook	DEU	Bronze	Dominik Schwager	DEU	Gold	Ferrari 488 GT3	PROAM	11	25	**6**	**1:46.698**	1.303	0.035	157.0
		AM																
1	**7**	RACE / BMW Team Teo Martín	ESP	Márcio Basso	BRA	Bronze	Guilherme Salas	BRA	Bronze	BMW M6 GT3	AM	1	22	**14**	**1:46.271**			157.6
2	**111**	Porteiro Motorsport	ESP	Charles Finelli	USA	Bronze	Phillippe Denes	USA	Bronze	Mercedes AMG GT3	AM	2	23	**14**	**1:46.582**	0.311	0.311	157.2
3	**91**	Target Racing	ITA	Stefano Costantini	ITA	Bronze	Christoph Lenz	CHE	Bronze	Lamborghini Huracan GT3	AM	3	24	**6**	**1:47.321**	1.050	0.739	156.1
4	**5**	Olimp Racing	POL	Stanislaw Jedlinski	POL	Bronze	Malgorzata Rdest	POL	Bronze	Audi R8 LMS	AM	4	24	**15**	**1:47.341**	1.070	0.020	156.1
5	**99**	Sports and You	PRT	Manuel Da Costa	PRT	Bronze	Miguel Sardinha	PRT	Bronze	Mercedes AMG GT3	AM	5	23	**16**	**1:48.000**	1.729	0.659	155.1
6	**66**	Vincenzo Sospiri Racing	ITA	Giulio Borlenghi	BRA	Bronze	Andrzej Lewandowski	POL	Bronze	Lamborghini Huracan GT3	AM	6	12	**11**	**1:48.116**	1.845	0.116	155.0

Published at:.....

Track Temp: **25.1 °C** Air Temp: **22.7 °C** Humidity: **63 %** Track Status: **DRY**

Stewards:	**Race Director:**	**Timekeeper:**

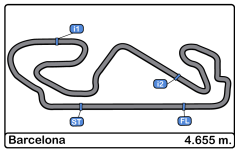

Circuito de Barcelona
International GT Open
Free Practice - 2
Lap Analysis

3 — 1 Lourenço Beirão da Veiga — BMW M6 GT3
PRO — 2 Juan Cruz Álvarez — RACE / BMW Team Teo Martín

Lap	D	Time	Sector 1	Sector 2	Sector 3	T. Spd	Elapsed
1		15:05:52.127	15:04:34.659	41.766	35.702	186.8	15:05:52.127
2		1:47.621	30.222	41.885	35.514	266.6	15:07:39.748
3		1:47.275	30.143	41.632	35.500	267.3	15:09:27.023
4		1:47.306	30.024	41.749	35.533	267.3	15:11:14.329
5		1:52.857	P 30.086	42.370	40.401	266.6	15:13:07.186
6		3:03.388	P 1:39.244	42.248	41.896	189.1	15:16:10.574
7		3:28.276	2:09.284	41.854	37.138	184.6	15:19:38.850
8		1:47.442	30.158	41.916	35.368	267.3	15:21:26.292
9		1:47.520	30.068	41.844	35.608	267.9	15:23:13.812
10		1:47.086	29.976	41.746	35.364	267.9	15:25:00.898
11		1:58.880	P 29.959	41.519	47.402	268.6	15:26:59.778
12		7:12.406	5:52.578	43.479	36.349	192.1	15:34:12.184
13		1:47.478	30.235	41.758	35.485	267.3	15:35:59.662
14		1:51.821	32.951	42.699	36.171	267.9	15:37:51.483
15		1:56.546	P 30.174	41.757	44.615	267.3	15:39:48.029
16		5:07.642	3:40.018	47.504	40.120	192.5	15:44:55.671
17		1:49.317	30.161	42.101	37.055	267.3	15:46:44.988
18		1:47.288	30.069	41.515	35.704	267.3	15:48:32.276
19		1:54.622	30.306	47.516	36.800	269.3	15:50:26.898
20		1:47.388	30.173	41.695	35.520	267.3	15:52:14.286
21		1:55.909	P 30.774	43.818	41.317	262.7	15:54:10.195
22		3:07.456	P 1:39.185	45.098	43.173	194.2	15:57:17.651

5 — 1 Stanislaw Jedlinski — Audi R8 LMS
AM — 2 Malgorzata Rdest — Olimp Racing

Lap	D	Time	Sector 1	Sector 2	Sector 3	T. Spd	Elapsed
1		15:05:29.366	15:04:02.166	46.198	41.002	167.9	15:05:29.366
2		1:53.756	32.043	44.359	37.354	258.3	15:07:23.122
3		1:50.967	31.223	43.497	36.247	261.5	15:09:14.089
4		1:49.681	30.864	42.881	35.936	262.7	15:11:03.770
5		1:49.603	30.732	42.954	35.917	263.4	15:12:53.373
6		1:48.978	30.662	42.548	35.768	263.4	15:14:42.351
7		1:49.845	30.618	42.409	36.818	264.0	15:16:32.196
8		1:49.928	31.347	42.840	35.741	264.0	15:18:22.124
9		1:48.330	30.567	42.373	35.390	262.7	15:20:10.454
10		1:48.207	30.571	42.242	35.394	263.4	15:21:58.661
11		1:59.810	P 32.249	43.552	44.009	263.4	15:23:58.471
12		8:38.602	7:15.897	45.679	37.026	179.4	15:32:37.073
13		1:48.581	30.511	42.609	35.461	262.1	15:34:25.654
14		1:47.569	30.232	42.031	35.306	264.7	15:36:13.223
15		1:47.341	30.132	41.905	35.304	264.7	15:38:00.564
16		1:56.445	P 30.557	43.780	42.108	264.0	15:39:57.009
17		4:52.230	3:26.441	45.424	40.365	183.3	15:44:49.239
18		2:01.462	32.165	47.025	42.272	260.2	15:46:50.701
19		2:03.238	34.189	47.891	41.158	252.3	15:48:53.939
20		2:01.612	33.968	47.104	40.540	255.9	15:50:55.551
21		2:03.144	33.950	47.856	41.338	256.5	15:52:58.695
22		2:02.672	33.475	47.107	42.090	257.1	15:55:01.367
23		2:07.596	33.181	49.440	44.975	257.7	15:57:08.963
24		2:28.848	P 34.718	54.416	59.714	250.5	15:59:37.811

6 — 1 Kang Ling — Lamborghini Huracan GT3
PRO — 2 Philip Keen — Vincenzo Sospiri Racing

Lap	D	Time	Sector 1	Sector 2	Sector 3	T. Spd	Elapsed
1		15:05:16.808	15:03:57.439	42.952	36.417	189.4	15:05:16.808
2		1:46.842	30.487	41.466	34.889	265.3	15:07:03.650
3		1:46.771	30.260	41.696	34.815	266.6	15:08:50.421
4		1:46.570	29.995	41.391	35.184	269.3	15:10:36.991
5		1:46.205	29.769	41.300	35.136	267.9	15:12:23.196
6		1:50.529	P 29.920	41.227	39.382	265.3	15:14:13.725
7		5:14.834	3:49.019	42.472	43.343	193.2	15:19:28.559
8		1:46.506	30.131	41.312	35.063	267.3	15:21:15.065
9		1:50.951	P 30.086	41.331	39.534	266.6	15:23:06.016
10		3:22.165	P 1:57.925	41.406	42.834	194.5	15:26:28.181
11		6:24.066	5:03.485	42.316	38.265	190.8	15:32:52.247
12		1:47.498	30.255	41.709	35.534	266.0	15:34:39.745
13		1:47.594	30.034	41.966	35.594	265.3	15:36:27.339
14		1:47.021	30.083	41.639	35.299	265.3	15:38:14.360
15		1:47.040	30.122	41.683	35.235	266.6	15:40:01.400
16		1:48.697	30.311	41.957	36.429	271.3	15:41:50.097
17		2:01.650	P 30.116	41.664	49.870	266.0	15:43:51.747
18		4:46.993	3:28.745	41.860	36.388	188.4	15:48:38.740
19		1:52.702	30.181	41.808	40.713	266.0	15:50:31.442
20		1:46.961	30.121	41.492	35.348	267.9	15:52:18.403
21		1:49.519	29.955	41.612	37.952	266.6	15:54:07.922
22		1:46.453	30.039	41.425	34.989	266.0	15:55:54.375
23		1:46.852	29.937	41.517	35.398	267.9	15:57:41.227
24		2:09.720	P 33.879	47.890	47.951	269.3	15:59:50.947

7 — 1 Márcio Basso — BMW M6 GT3
AM — 2 Guilherme Salas — RACE / BMW Team Teo Martín

Lap	D	Time	Sector 1	Sector 2	Sector 3	T. Spd	Elapsed
1		15:05:17.963	15:03:45.985	51.189	40.789	176.1	15:05:17.963
2		1:54.763	31.794	44.318	38.651	260.8	15:07:12.726
3		1:52.306	31.245	43.716	37.345	262.7	15:09:05.032
4		1:52.323	31.241	43.210	37.872	263.4	15:10:57.355
5		1:51.143	31.054	43.097	36.992	265.3	15:12:48.498
6		1:51.480	31.206	42.945	37.329	263.4	15:14:39.978
7		1:51.900	31.381	43.104	37.415	262.7	15:16:31.878
8		2:03.653	34.241	47.394	42.018	263.4	15:18:35.531
9		1:52.197	31.182	43.217	37.798	262.7	15:20:27.728
10		1:58.729	P 31.804	43.626	43.299	265.3	15:22:26.457
11		4:57.249	P 3:24.908	47.468	44.873	158.8	15:27:23.706
12		5:37.255	4:14.167	45.110	37.978	193.8	15:33:00.961
13		1:46.879	30.163	41.653	35.063	264.0	15:34:47.840
14		1:46.271	29.786	41.215	35.270	266.6	15:36:34.111
15		1:57.326	29.839	45.351	42.136	266.0	15:38:31.437
16		1:51.923	P 29.814	41.018	41.091	266.6	15:40:23.360
17		6:16.132	4:49.836	47.658	38.638	179.4	15:46:39.492
18		2:00.368	32.388	48.297	39.683	262.7	15:48:39.860
19		1:53.188	31.977	43.833	37.378	262.1	15:50:33.048
20		1:51.136	30.977	43.172	36.987	264.7	15:52:24.184
21		1:51.676	30.903	42.990	37.783	264.0	15:54:15.860
22		9:05.230	P 30.614	43.027	7:51.589	266.6	16:03:21.090

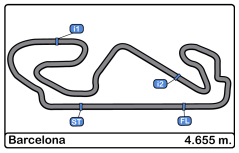

Circuito de Barcelona
International GT Open
Free Practice - 2
Lap Analysis

11 — 1 Daniele Di Amato — Ferrari 488 GT3
PRO — 2 Andrea Montermini — RS Racing

Lap	D	Time	Sector 1	Sector 2	Sector 3	T. Spd	Elapsed
1		15:05:00.935	15:03:36.778	46.468	37.689	183.0	15:05:00.935
2		1:48.109	30.428	41.972	35.709	262.7	15:06:49.044
3		1:47.065	29.999	41.703	35.363	264.7	15:08:36.109
4		2:03.925	30.040	52.602	41.283	265.3	15:10:40.034
5		1:47.625	30.296	41.859	35.470	265.3	15:12:27.659
6		1:46.966	29.966	41.615	35.385	264.7	15:14:14.625
7		1:51.830	30.246	42.274	39.310	264.0	15:16:06.455
8		5:55.600	4:37.389	42.185	36.026	193.5	15:22:02.055
9		1:48.360	30.464	42.046	35.850	264.0	15:23:50.415
10		1:47.546	30.126	41.876	35.544	264.7	15:25:37.961
11		2:13.943	30.056	49.905	53.982	265.3	15:27:51.904
12		5:45.807	4:28.203	42.078	35.526	185.2	15:33:37.711
13		1:47.059	30.343	41.684	35.032	262.7	15:35:24.770
14		1:46.579	30.031	41.491	35.057	263.4	15:37:11.349
15		1:46.449	29.989	41.444	35.016	263.4	15:38:57.798
16		1:50.974	30.066	41.933	38.975	264.7	15:40:48.772
17		3:58.479	2:40.868	41.875	35.736	193.8	15:44:47.251
18		1:49.698	30.113	41.559	38.026	264.0	15:46:36.949
19		1:46.762	30.004	41.782	34.976	264.0	15:48:23.711
20		1:51.972	30.240	41.844	39.888	264.0	15:50:15.683
21		3:15.411	1:57.794	41.759	35.858	194.5	15:53:31.094
22		1:46.309	29.920	41.446	34.943	264.0	15:55:17.403
23		1:56.015	29.864	41.183	44.968	266.0	15:57:13.418

16 — 1 Marcelo Hahn — Mercedes AMG GT3
PROAM — 2 Allam Khodair — Drivex School

Lap	D	Time	Sector 1	Sector 2	Sector 3	T. Spd	Elapsed
1		15:08:24.741	15:07:06.405	42.727	35.609	189.1	15:08:24.741
2		1:49.532	30.595	43.095	35.842	262.1	15:10:14.273
3		1:47.321	30.163	41.633	35.525	264.7	15:12:01.594
4		1:53.268	30.056	41.812	41.400	264.7	15:13:54.862
5		5:16.289	3:57.913	42.788	35.588	187.5	15:19:11.151
6		1:47.126	30.066	41.773	35.287	262.7	15:20:58.277
7		1:46.847	30.110	41.529	35.208	263.4	15:22:45.124
8		1:46.615	30.055	41.505	35.055	262.7	15:24:31.739
9		2:16.541	33.973	51.689	50.879	263.4	15:26:48.280
10		5:58.025	4:36.030	42.519	39.476	192.8	15:32:46.305
11		1:47.259	30.239	41.612	35.408	263.4	15:34:33.564
12		1:46.264	29.905	41.174	35.185	264.0	15:36:19.828
13		1:49.301	29.979	41.187	38.135	264.7	15:38:09.129
14		1:53.561	30.107	41.623	41.831	264.0	15:40:02.690
15		3:34.451	2:14.450	43.353	36.648	189.1	15:43:37.141
16		1:50.126	30.933	42.623	36.570	262.7	15:45:27.267
17		1:49.796	30.866	42.466	36.464	263.4	15:47:17.063
18		1:48.895	30.638	42.130	36.127	264.0	15:49:05.958
19		1:50.088	30.672	42.571	36.845	263.4	15:50:56.046
20		1:49.437	30.922	42.392	36.123	262.7	15:52:45.483
21		1:48.633	30.507	42.007	36.119	263.4	15:54:34.116
22		1:48.530	30.387	42.073	36.070	264.0	15:56:22.646
23		1:54.552	30.496	42.032	42.024	263.4	15:58:17.198

12 — 1 Andrea Rizzoli — Lamborghini Huracan GT3
PRO — 2 Damiano Fioravanti — Ombra Racing

Lap	D	Time	Sector 1	Sector 2	Sector 3	T. Spd	Elapsed
1		15:05:26.762	15:04:04.410	44.138	38.214	187.5	15:05:26.762
2		1:53.567	30.555	42.120	40.892	262.7	15:07:20.329
3		1:48.366	30.353	42.159	35.854	264.7	15:09:08.695
4		1:47.663	30.015	41.854	35.794	266.6	15:10:56.358
5		1:47.486	30.079	41.838	35.569	266.6	15:12:43.844
6		1:47.335	29.917	42.018	35.400	266.6	15:14:31.179
7		1:47.338	30.067	41.821	35.450	265.3	15:16:18.517
8		1:54.380	29.939	42.272	42.169	265.3	15:18:12.897
9		3:52.436	2:33.755	42.940	35.741	193.2	15:22:05.333
10		1:47.668	30.388	41.778	35.502	266.0	15:23:53.001
11		1:48.484	30.119	42.127	36.238	266.6	15:25:41.485
12		14:18.756	12:54.734	46.501	37.521	175.8	15:40:00.241
13		1:54.052	31.835	43.669	38.548	261.5	15:41:54.293
14		1:46.554	29.966	41.224	35.364	265.3	15:43:40.847
15		1:48.066	29.876	41.369	36.821	266.6	15:45:28.913
16		1:47.412	29.824	41.980	35.608	266.6	15:47:16.325
17		1:46.173	29.764	41.296	35.113	267.3	15:49:02.498
18		1:51.975	29.811	42.054	40.110	267.9	15:50:54.473
19		3:20.474	2:01.839	42.160	36.475	184.9	15:54:14.947
20		1:45.938	29.844	41.296	34.798	266.0	15:56:00.885
21		1:46.321	29.710	41.363	35.248	266.6	15:57:47.206
22		2:10.182	33.293	46.024	50.865	267.9	15:59:57.388

17 — 1 Richard Gonda — BMW M6 GT3
PRO — 2 Mikkel Jensen — Senkyr Motorsport

Lap	D	Time	Sector 1	Sector 2	Sector 3	T. Spd	Elapsed
1		15:06:15.864	15:04:56.056	42.388	37.420	189.1	15:06:15.864
2		1:48.349	30.654	42.001	35.694	263.4	15:08:04.213
3		1:47.729	30.188	41.864	35.677	266.0	15:09:51.942
4		1:47.793	30.227	41.844	35.722	264.7	15:11:39.735
5		1:51.388	30.185	41.833	39.370	264.0	15:13:31.123
6		3:19.432	1:59.712	42.899	36.821	192.1	15:16:50.555
7		1:48.933	30.255	42.035	36.643	263.4	15:18:39.488
8		1:48.470	30.433	41.925	36.112	264.7	15:20:27.958
9		1:52.463	30.657	42.225	39.581	267.9	15:22:20.421
10		4:10.710	2:38.757	43.988	47.965	187.8	15:26:31.131
11		6:32.960	5:10.271	44.339	38.350	189.8	15:33:04.091
12		1:47.968	30.300	41.964	35.704	264.0	15:34:52.059
13		1:47.473	30.083	41.760	35.630	264.7	15:36:39.532
14		1:47.618	30.107	41.728	35.783	266.6	15:38:27.150
15		1:51.198	30.233	41.827	39.138	267.3	15:40:18.348
16		7:52.852	6:26.162	46.683	40.007	187.5	15:48:11.200
17		1:45.492	29.770	40.984	34.738	266.6	15:49:56.692
18		2:02.004	30.015	46.102	45.887	267.9	15:51:58.696

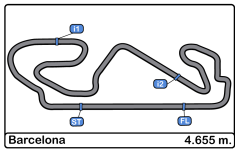

Circuito de Barcelona
International GT Open
Free Practice - 2
Lap Analysis

19 — 1 Jiatong Liang — Lamborghini Huracan GT3
PROAM — 2 Raffaele Giammaria — Imperiale Racing

Lap	D	Time	Sector 1	Sector 2	Sector 3	T. Spd	Elapsed
1		15:05:42.886	15:04:23.950	43.100	35.836	189.1	15:05:42.886
2		1:48.560	30.568	42.147	35.845	260.2	15:07:31.446
3		1:48.271	30.550	41.961	35.760	262.1	15:09:19.717
4		1:55.936	P 31.070	44.380	40.486	263.4	15:11:15.653
5		4:17.650	2:59.524	42.389	35.737	193.5	15:15:33.303
6		1:46.663	29.999	41.473	35.191	264.0	15:17:19.966
7		1:46.853	29.943	41.422	35.488	264.7	15:19:06.819
8		1:54.769	31.678	43.954	39.137	264.7	15:21:01.588
9		1:55.075	P 30.206	43.539	41.330	264.7	15:22:56.663
10		3:21.403	1:54.628	43.263	43.512	194.5	15:26:18.066
11		2:36.877	P 49.046	50.222	57.609	116.2	15:28:54.943
12		4:46.646	3:23.252	44.675	38.719	192.8	15:33:41.589
13		1:59.649	36.925	45.420	37.304	260.2	15:35:41.238
14		1:49.899	31.047	42.780	36.072	259.6	15:37:31.137
15		1:48.478	30.584	42.360	35.534	264.0	15:39:19.615
16		1:47.700	30.332	42.032	35.336	262.7	15:41:07.315
17		1:48.037	30.391	41.943	35.703	262.7	15:42:55.352
18		1:50.595	30.260	42.652	37.683	263.4	15:44:45.947
19		1:48.003	30.276	41.944	35.783	262.7	15:46:33.950
20		1:58.118	P 30.109	41.850	46.159	262.7	15:48:32.068
21		5:51.525	4:33.623	41.798	36.104	193.5	15:54:23.593
22		1:46.687	30.024	41.398	35.265	264.0	15:56:10.280
23		1:46.733	29.928	41.459	35.346	264.7	15:57:57.013
24		2:11.745	P 38.863	48.453	44.429	156.9	16:00:08.758

20 — 1 Valentin Pierburg — Mercedes AMG GT3
PROAM — 2 Tom Onslow-Cole — SPS Automotive Performance

Lap	D	Time	Sector 1	Sector 2	Sector 3	T. Spd	Elapsed
1		15:05:50.673	15:04:29.890	42.370	38.413	186.8	15:05:50.673
2		1:53.036	32.840	42.076	38.120	261.5	15:07:43.709
3		1:47.284	29.987	41.468	35.829	264.0	15:09:30.993
4		1:46.792	30.106	41.398	35.288	264.0	15:11:17.785
5		1:52.235	P 30.014	41.530	40.691	263.4	15:13:10.020
6		4:38.314	3:16.998	41.783	39.533	184.9	15:17:48.334
7		1:48.337	30.151	41.445	36.741	262.7	15:19:36.671
8		1:46.894	30.313	41.380	35.201	264.0	15:21:23.565
9		1:46.815	29.979	41.624	35.212	265.3	15:23:10.380
10		1:46.669	30.070	41.280	35.319	264.7	15:24:57.049
11		2:01.343	P 30.007	41.250	50.086	267.3	15:26:58.392
12		6:47.636	5:26.229	42.309	39.098	192.5	15:33:46.028
13		1:46.141	30.003	41.079	35.059	263.4	15:35:32.169
14		1:45.693	29.893	40.915	34.885	264.7	15:37:17.862
15		1:45.585	29.733	40.898	34.954	264.7	15:39:03.447
16		1:52.240	P 29.854	41.145	41.241	264.7	15:40:55.687
17		4:09.999	2:44.668	42.033	43.298	160.2	15:45:05.686
18		1:46.388	29.943	41.178	35.267	264.0	15:46:52.074
19		1:47.745	30.971	41.257	35.517	265.3	15:48:39.819
20		1:53.847	P 30.284	41.664	41.899	261.5	15:50:33.666
21		3:10.063	1:51.151	42.357	36.555	192.5	15:53:43.729
22		1:48.818	30.444	42.409	35.965	260.8	15:55:32.547
23		1:48.203	30.341	42.017	35.845	263.4	15:57:20.750
24		2:18.186	P 30.370	50.927	56.889	264.0	15:59:38.936

25 — 1 Riccardo Agostini — Lamborghini Huracan GT3
PRO — 2 Rik Breukers — Imperiale Racing

Lap	D	Time	Sector 1	Sector 2	Sector 3	T. Spd	Elapsed
1		15:05:13.144	15:03:50.147	43.643	39.354	189.8	15:05:13.144
2		1:49.061	30.488	42.311	36.262	262.7	15:07:02.205
3		1:46.837	30.183	41.399	35.255	264.0	15:08:49.042
4		1:46.176	29.838	41.226	35.112	266.0	15:10:35.218
5		1:51.532	P 30.312	41.893	39.327	266.0	15:12:26.750
6		3:17.824	1:55.975	42.138	39.711	194.2	15:15:44.574
7		1:46.449	30.085	41.366	34.998	264.7	15:17:31.023
8		1:51.846	P 30.089	41.991	39.766	264.7	15:19:22.869
9		3:03.196	1:39.755	44.107	39.334	194.5	15:22:26.065
10		1:46.636	30.133	41.312	35.191	262.7	15:24:12.701
11		6:00.256	P 29.890	41.073	4:49.293	264.7	15:30:12.957
12		6:38.448	5:20.592	41.742	36.114	190.4	15:36:51.405
13		1:47.830	30.448	41.920	35.462	262.7	15:38:39.235
14		1:47.219	30.052	41.807	35.360	264.7	15:40:26.454
15		1:48.282	30.156	42.329	35.797	264.7	15:42:14.736
16		1:47.676	30.260	41.960	35.456	264.0	15:44:02.412
17		1:51.795	P 30.084	41.697	40.014	264.7	15:45:54.207
18		3:27.890	2:10.382	41.764	35.744	191.1	15:49:22.097
19		1:47.169	30.237	41.712	35.220	263.4	15:51:09.266
20		1:49.296	30.079	41.604	37.613	264.0	15:52:58.562
21		1:47.309	30.393	41.602	35.314	262.1	15:54:45.871
22		1:46.923	29.943	41.558	35.422	265.3	15:56:32.794
23		1:52.061	P 29.972	41.622	40.467	264.7	15:58:24.855

27 — 1 Fabrizio Crestani — Lamborghini Huracan GT3
PROAM — 2 Miguel Ramos — Daiko Lazarus Racing

Lap	D	Time	Sector 1	Sector 2	Sector 3	T. Spd	Elapsed
1		15:06:26.991	15:05:01.325	46.188	39.478	182.7	15:06:26.991
2		1:53.206	30.714	42.407	40.085	265.3	15:08:20.197
3		1:48.920	30.337	42.220	36.363	266.6	15:10:09.117
4		1:48.298	30.241	42.081	35.976	267.3	15:11:57.415
5		1:48.457	30.424	42.054	35.979	266.6	15:13:45.872
6		2:00.373	P 32.395	43.634	44.344	267.3	15:15:46.245
7		5:31.566	4:11.515	44.062	35.989	127.0	15:21:17.811
8		1:49.841	30.348	42.645	36.848	266.0	15:23:07.652
9		1:56.631	30.597	45.262	40.772	267.3	15:25:04.283
10		2:09.666	P 30.311	43.147	56.208	266.6	15:27:13.949
11		7:04.047	5:41.587	43.512	38.948	191.1	15:34:17.996
12		1:46.915	30.033	41.792	35.090	266.6	15:36:04.911
13		1:54.661	P 30.078	43.289	41.294	267.9	15:37:59.572
14		3:26.485	2:07.882	42.553	36.050	190.1	15:41:26.057
15		1:46.591	30.089	41.308	35.194	266.6	15:43:12.648
16		1:51.031	30.063	41.432	39.536	266.6	15:45:03.679
17		1:56.539	P 30.095	41.345	45.099	266.0	15:47:00.218
18		5:12.701	3:53.251	42.025	37.425	191.4	15:52:12.919
19		1:47.333	29.951	42.293	35.089	266.0	15:54:00.252
20		1:46.144	29.867	41.350	34.927	267.9	15:55:46.396
21		1:52.258	30.993	44.219	37.046	252.3	15:57:38.654
22		2:10.221	P 30.136	45.839	54.246	266.6	15:59:48.875

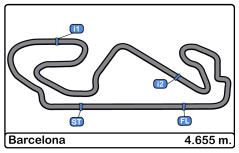

Circuito de Barcelona
International GT Open
Free Practice - 2
Lap Analysis

33 — 1 Christian Hook — Ferrari 488 GT3
PROAM — 2 Dominik Schwager — Rinaldi Racing

Lap	D	Time	Sector 1	Sector 2	Sector 3	T. Spd	Elapsed
1		15:05:21.432	15:03:56.852	44.784	39.796	162.4	15:05:21.432
2		1:49.466	30.476	42.423	36.567	264.0	15:07:10.898
3		1:48.145	30.485	42.106	35.554	262.7	15:08:59.043
4		1:48.263	30.678	41.908	35.677	263.4	15:10:47.306
5		1:47.562	30.081	41.728	35.753	265.3	15:12:34.868
6		1:46.698	30.049	41.550	35.099	264.7	15:14:21.566
7		1:52.000	P 30.205	41.603	40.192	267.3	15:16:13.566
8		3:20.736	2:02.853	42.116	35.767	179.1	15:19:34.302
9		1:47.155	30.329	41.567	35.259	264.0	15:21:21.457
10		1:46.883	30.128	41.563	35.192	264.7	15:23:08.340
11		1:47.442	30.134	42.197	35.111	265.3	15:24:55.782
12		1:59.290	P 29.949	41.555	47.786	269.3	15:26:55.072
13		6:26.472	5:05.912	43.481	37.079	192.5	15:33:21.544
14		1:50.401	30.893	42.932	36.576	262.7	15:35:11.945
15		1:49.591	30.667	42.806	36.118	264.0	15:37:01.536
16		1:49.451	30.562	42.743	36.146	262.7	15:38:50.987
17		1:49.020	30.549	42.408	36.063	263.4	15:40:40.007
18		1:49.481	30.765	42.625	36.091	263.4	15:42:29.488
19		1:48.948	30.472	42.394	36.082	264.0	15:44:18.436
20		1:54.592	P 30.531	42.513	41.548	266.6	15:46:13.028
21		5:20.577	4:02.618	42.074	35.885	193.8	15:51:33.605
22		1:46.943	30.225	41.607	35.111	264.7	15:53:20.548
23		1:47.015	30.121	41.656	35.238	264.7	15:55:07.563
24		1:47.778	30.102	42.294	35.382	264.7	15:56:55.341
25		2:00.670	P 30.052	42.983	47.635	264.7	15:58:56.011

36 — 1 Christian Hahn — Mercedes AMG GT3
PROAM — 2 Lucas Auer — Drivex School

Lap	D	Time	Sector 1	Sector 2	Sector 3	T. Spd	Elapsed
1		15:06:17.973	15:04:54.154	46.697	37.122	141.3	15:06:17.973
2		1:49.287	31.392	42.264	35.631	258.9	15:08:07.260
3		1:47.584	30.491	41.892	35.201	264.7	15:09:54.844
4		2:10.658	P 36.542	50.485	43.631	204.1	15:12:05.502
5		5:19.423	3:54.240	47.820	37.363	139.5	15:17:24.925
6		1:52.119	31.572	43.895	36.652	240.0	15:19:17.044
7		1:48.168	30.507	42.064	35.597	261.5	15:21:05.212
8		2:00.391	35.945	46.191	38.255	192.1	15:23:05.603
9		1:46.105	30.103	41.328	34.674	263.4	15:24:51.708
10		1:57.266	P 29.858	41.695	45.713	266.0	15:26:48.974
11		5:55.446	4:33.616	42.687	39.143	196.0	15:32:44.420
12		1:46.445	30.123	41.502	34.820	264.7	15:34:30.865
13		1:46.144	29.955	41.263	34.926	266.0	15:36:17.009
14		1:45.990	29.908	41.171	34.911	266.0	15:38:02.999
15		1:50.818	P 30.007	41.809	39.002	267.3	15:39:53.817
16		3:39.782	2:09.845	50.384	39.553	155.3	15:43:33.599
17		1:57.794	30.529	42.432	44.833	263.4	15:45:31.393
18		1:47.647	30.553	41.575	35.519	264.0	15:47:19.040
19		1:47.848	30.296	41.535	36.017	266.6	15:49:06.888
20		1:48.502	30.454	42.050	35.998	266.6	15:50:55.390
21		1:47.241	30.263	41.662	35.316	263.4	15:52:42.631
22		1:47.014	30.222	41.530	35.262	265.3	15:54:29.645
23		2:13.994	P 29.978	48.813	55.203	267.9	15:56:43.639

47 — 1 Fran Rueda — BMW M6 GT3
PRO — 2 Andrés Saravia — RACE / BMW Team Teo Martín

Lap	D	Time	Sector 1	Sector 2	Sector 3	T. Spd	Elapsed
1		15:04:53.345	15:03:35.044	41.696	36.605	188.4	15:04:53.345
2		1:46.412	30.041	41.319	35.052	264.0	15:06:39.757
3		1:46.513	29.873	41.311	35.329	265.3	15:08:26.270
4		1:46.716	29.724	41.639	35.353	270.0	15:10:12.986
5		1:46.709	29.921	41.269	35.519	268.6	15:11:59.695
6		1:46.779	29.880	41.234	35.665	266.0	15:13:46.474
7		1:52.979	P 30.369	42.421	40.189	268.6	15:15:39.453
8		8:08.959	6:42.171	47.060	39.728	191.1	15:23:48.412
9		1:56.112	33.259	45.940	36.913	257.7	15:25:44.524
10		2:09.551	P 31.319	45.970	52.262	259.6	15:27:54.075
11		4:48.912	P 3:26.055	42.938	39.919	194.9	15:32:42.987
12		3:00.605	P 1:38.316	42.616	39.673	194.2	15:35:43.592
13		2:59.391	1:37.678	44.721	36.992	195.2	15:38:42.983
14		1:47.364	30.242	41.728	35.394	264.7	15:40:30.347
15		1:46.979	30.062	41.565	35.352	265.3	15:42:17.326
16		1:47.077	29.995	41.531	35.551	266.0	15:44:04.403
17		1:47.014	29.999	41.531	35.484	267.3	15:45:51.417
18		1:47.164	30.071	41.572	35.521	267.3	15:47:38.581
19		1:47.185	30.073	41.576	35.536	266.0	15:49:25.766
20		1:46.900	30.001	41.495	35.404	266.0	15:51:12.666
21		1:51.586	P 30.049	41.596	39.941	266.6	15:53:04.252
22		3:53.809	2:32.542	44.048	37.219	194.2	15:56:58.061
23		2:00.604	P 30.062	41.838	48.704	267.3	15:58:58.665

51 — 1 Alessandro Pier Guidi — Ferrari 488 GT3
PRO — 2 Mikkel Mac — Luzich Racing

Lap	D	Time	Sector 1	Sector 2	Sector 3	T. Spd	Elapsed
1		15:06:09.544	15:04:51.690	42.362	35.492	142.4	15:06:09.544
2		1:46.919	30.276	41.387	35.256	262.1	15:07:56.463
3		1:47.283	30.130	41.862	35.291	264.0	15:09:43.746
4		1:48.118	30.740	42.001	35.377	264.7	15:11:31.864
5		1:51.817	P 30.071	41.842	39.904	264.7	15:13:23.681
6		5:51.746	4:34.537	41.880	35.329	165.8	15:19:15.427
7		1:46.631	29.999	41.360	35.272	264.7	15:21:02.058
8		1:47.276	30.265	41.683	35.328	266.0	15:22:49.334
9		1:47.039	30.175	41.720	35.144	264.0	15:24:36.373
10		1:59.183	P 30.855	42.507	45.821	266.0	15:26:35.556
11		5:50.837	4:33.161	42.182	35.494	187.5	15:32:26.393
12		1:47.106	30.400	41.518	35.188	263.4	15:34:13.499
13		1:46.927	30.085	41.541	35.301	265.3	15:36:00.426
14		1:51.518	P 30.237	41.907	39.374	266.0	15:37:51.944
15		7:31.807	6:12.746	42.561	36.500	191.4	15:45:23.751
16		1:48.109	30.299	41.772	36.038	262.1	15:47:11.860
17		1:47.193	30.215	41.612	35.366	262.7	15:48:59.053
18		1:47.817	30.312	41.762	35.743	264.0	15:50:46.870
19		1:46.816	30.147	41.452	35.217	264.0	15:52:33.686
20		1:47.268	30.106	41.739	35.423	264.7	15:54:20.954
21		1:47.866	29.949	42.204	35.713	266.0	15:56:08.820
22		1:49.776	30.007	41.949	37.820	265.3	15:57:58.596
23		2:11.815	P 39.284	47.282	45.249	161.9	16:00:10.411

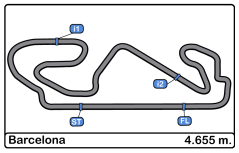

Circuito de Barcelona
International GT Open
Free Practice - 2
Lap Analysis

52

1 Marco Cioci — Ferrari 488 GT3

PRO — 2 Matt Griffin — Luzich Racing

Lap	D	Time	Sector 1	Sector 2	Sector 3	T. Spd	Elapsed
1		15:06:23.699	15:05:03.199	42.686	37.814	190.4	15:06:23.699
2		1:47.331	30.213	41.752	35.366	264.0	15:08:11.030
3		1:47.327	30.292	41.629	35.406	264.7	15:09:58.357
4		1:46.917	30.157	41.530	35.230	265.3	15:11:45.274
5		1:46.889	29.942	41.533	35.414	265.3	15:13:32.163
6		1:47.050	30.112	41.549	35.389	264.7	15:15:19.213
7		1:47.027	29.947	41.664	35.416	264.7	15:17:06.240
8		1:52.532	P 29.965	41.628	40.939	266.0	15:18:58.772
9		3:56.717	2:35.441	41.797	39.479	135.8	15:22:55.489
10		1:46.856	30.156	41.610	35.090	262.7	15:24:42.345
11		1:58.232	P 29.937	41.430	46.865	265.3	15:26:40.577
12		5:52.812	4:34.573	42.823	35.416	190.1	15:32:33.389
13		1:47.681	30.324	41.807	35.550	264.0	15:34:21.070
14		1:47.478	30.274	41.748	35.456	266.0	15:36:08.548
15		1:47.172	30.207	41.567	35.398	265.3	15:37:55.720
16		1:46.813	30.013	41.508	35.292	265.3	15:39:42.533
17		1:55.974	P 30.205	42.807	42.962	266.0	15:41:38.507
18		4:17.046	2:59.243	41.910	35.893	193.8	15:45:55.553
19		1:48.528	30.074	42.962	35.492	265.3	15:47:44.081
20		1:47.067	30.028	41.718	35.321	264.7	15:49:31.148
21		1:47.212	30.114	41.577	35.521	265.3	15:51:18.360
22		1:47.062	30.074	41.627	35.361	265.3	15:53:05.422
23		1:55.332	P 30.089	43.308	41.935	264.7	15:55:00.754
24		3:14.370	P 1:48.728	41.794	43.848	194.5	15:58:15.124

63

1 Giovanni Venturini — Lamborghini Huracan GT3

PRO — 2 Jeroen Mul — Imperiale Racing

Lap	D	Time	Sector 1	Sector 2	Sector 3	T. Spd	Elapsed
1		15:05:59.600	15:04:38.344	42.349	38.907	190.4	15:05:59.600
2		1:49.174	30.204	41.386	37.584	262.7	15:07:48.774
3		1:46.426	29.995	41.298	35.133	263.4	15:09:35.200
4		1:54.598	P 30.014	42.695	41.889	266.0	15:11:29.798
5		3:45.223	2:24.147	41.384	39.692	189.1	15:15:15.021
6		1:46.473	30.190	41.253	35.030	262.7	15:17:01.494
7		1:47.367	29.898	41.356	36.113	264.7	15:18:48.861
8		1:46.913	30.113	41.332	35.468	264.7	15:20:35.774
9		1:57.452	P 30.740	43.746	42.966	266.0	15:22:33.226
10		3:16.920	1:57.618	42.115	37.187	193.5	15:25:50.146
11		2:05.078	P 30.261	42.314	52.503	264.7	15:27:55.224
12		4:54.627	3:30.581	41.865	42.181	195.2	15:32:49.851
13		1:46.193	29.933	41.223	35.037	263.4	15:34:36.044
14		1:45.600	29.828	40.902	34.870	266.0	15:36:21.644
15		1:45.988	29.885	41.154	34.949	266.6	15:38:07.632
16		1:52.886	P 29.892	41.315	41.679	264.7	15:40:00.518
17		7:23.013	6:06.374	41.343	35.296	194.9	15:47:23.531
18		1:45.992	29.887	41.068	35.037	265.3	15:49:09.523
19		1:52.683	29.975	41.346	41.362	265.3	15:51:02.206
20		1:48.168	30.108	41.781	36.279	264.7	15:52:50.374
21		1:46.073	29.791	41.004	35.278	264.7	15:54:36.447
22		1:54.513	P 29.663	41.363	43.487	266.6	15:56:30.960

66

1 Giulio Borlenghi — Lamborghini Huracan GT3

AM — 2 Andrzej Lewandowski — Vincenzo Sospiri Racing

Lap	D	Time	Sector 1	Sector 2	Sector 3	T. Spd	Elapsed
1		15:19:40.054	15:18:13.423	45.506	41.125	189.1	15:19:40.054
2		1:49.838	30.955	43.033	35.850	262.1	15:21:29.892
3		1:56.391	35.384	44.553	36.454	265.3	15:23:26.283
4		1:48.167	30.554	41.991	35.622	264.7	15:25:14.450
5		2:04.215	P 30.239	42.442	51.534	267.3	15:27:18.665
6		15:07.559	13:47.873	42.950	36.736	190.8	15:42:26.224
7		1:49.933	31.094	42.730	36.109	262.7	15:44:16.157
8		1:48.438	30.616	42.128	35.694	267.3	15:46:04.595
9		1:48.275	30.320	42.396	35.559	267.3	15:47:52.870
10		1:48.265	30.437	42.169	35.659	267.3	15:49:41.135
11		1:48.116	30.335	42.344	35.437	267.9	15:51:29.251
12		1:55.652	P 30.290	42.327	43.035	266.6	15:53:24.903

71

1 Alexander West — Ferrari 488 GT3

PROAM — 2 Michele Rugolo — Luzich Racing

Lap	D	Time	Sector 1	Sector 2	Sector 3	T. Spd	Elapsed
1		15:04:56.468	15:03:37.868	42.941	35.659	189.1	15:04:56.468
2		1:47.158	30.234	41.641	35.283	262.1	15:06:43.626
3		1:47.152	30.109	41.521	35.522	264.7	15:08:30.778
4		1:48.805	30.214	41.888	36.703	264.0	15:10:19.583
5		1:47.268	30.040	41.613	35.615	265.3	15:12:06.851
6		1:53.852	P 30.013	41.440	42.399	266.0	15:14:00.703
7		5:23.981	3:53.083	47.344	43.554	192.1	15:19:24.684
8		1:46.038	29.943	41.327	34.768	264.0	15:21:10.722
9		1:46.092	29.961	41.197	34.934	265.3	15:22:56.814
10		1:54.331	P 30.683	42.532	41.116	266.6	15:24:51.145
11		8:58.574	7:36.073	42.539	39.962	193.2	15:33:49.719
12		1:46.496	30.089	41.271	35.136	264.0	15:35:36.215
13		1:50.565	30.135	42.444	37.986	266.0	15:37:26.780
14		1:45.869	29.999	41.052	34.818	265.3	15:39:12.649
15		1:52.569	P 30.075	41.577	40.917	265.3	15:41:05.218
16		3:48.315	2:29.220	42.599	36.496	191.8	15:44:53.533
17		1:48.987	30.332	42.663	35.992	265.3	15:46:42.520
18		1:49.187	30.441	42.621	36.125	265.3	15:48:31.707
19		1:48.625	30.437	42.122	36.066	264.0	15:50:20.332
20		1:47.954	30.229	41.923	35.802	264.7	15:52:08.286
21		1:48.826	30.372	42.761	35.693	264.0	15:53:57.112
22		1:48.199	30.552	41.802	35.845	266.6	15:55:45.311
23		1:48.102	30.245	41.987	35.870	266.6	15:57:33.413
24		2:12.779	P 30.667	48.219	53.893	267.3	15:59:46.192

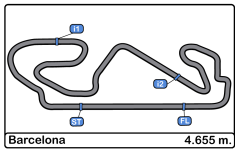

Circuito de Barcelona
International GT Open
Free Practice - 2
Lap Analysis

72 — 1 Mario Plachutta — Mercedes AMG GT3
PROAM — 2 Thomas Jäger — Lechner Racing

Lap	D	Time	Sector 1	Sector 2	Sector 3	T. Spd	Elapsed
1		15:05:09.225	15:03:46.763	45.931	36.531	190.4	15:05:09.225
2		1:50.420	31.145	43.014	36.261	261.5	15:06:59.645
3		1:49.060	30.975	42.267	35.818	262.7	15:08:48.705
4		1:53.342	33.276	43.229	36.837	200.3	15:10:42.047
5		1:57.745	30.904	42.394	44.447	264.7	15:12:39.792
6		4:02.459	2:42.625	43.426	36.408	186.2	15:16:42.251
7		1:50.397	31.217	42.625	36.555	262.7	15:18:32.648
8		1:56.397	31.458	42.744	42.195	262.1	15:20:29.045
9		3:10.715	1:51.141	42.997	36.577	189.8	15:23:39.760
10		1:50.011	30.958	42.587	36.466	261.5	15:25:29.771
11		2:20.391	30.859	56.195	53.337	262.7	15:27:50.162
12		5:16.880	3:57.252	43.002	36.626	194.2	15:33:07.042
13		1:49.626	30.894	42.351	36.381	261.5	15:34:56.668
14		1:49.220	30.834	42.362	36.024	263.4	15:36:45.888
15		1:48.068	30.641	41.807	35.620	263.4	15:38:33.956
16		1:53.445	30.517	42.006	40.922	264.7	15:40:27.401
17		3:26.440	2:08.502	42.221	35.717	193.2	15:43:53.841
18		1:46.078	30.049	41.112	34.917	264.0	15:45:39.919
19		1:45.493	29.762	40.984	34.747	266.0	15:47:25.412
20		1:45.395	29.689	40.775	34.931	266.0	15:49:10.807
21		1:52.957	30.651	42.038	40.268	267.3	15:51:03.764
22		4:11.889	2:54.394	41.612	35.883	194.5	15:55:15.653
23		1:55.184	29.758	41.034	44.392	265.3	15:57:10.837

77 — 1 Marcin Jedlinski — Audi R8 LMS
PROAM — 2 Mateusz Lisowski — Olimp Racing

Lap	D	Time	Sector 1	Sector 2	Sector 3	T. Spd	Elapsed
1		15:05:28.779	15:03:57.698	48.834	42.247	143.6	15:05:28.779
2		1:59.110	35.155	45.972	37.983	206.1	15:07:27.889
3		1:56.306	34.719	44.864	36.723	209.3	15:09:24.195
4		2:02.516	34.456	45.348	42.712	184.9	15:11:26.711
5		1:47.921	30.922	41.604	35.395	254.1	15:13:14.632
6		1:49.501	31.730	42.660	35.111	247.7	15:15:04.133
7		1:49.179	30.032	42.300	36.847	264.0	15:16:53.312
8		1:47.251	30.086	41.364	35.801	264.7	15:18:40.563
9		1:53.204	30.085	41.586	41.533	265.3	15:20:33.767
10		1:47.119	29.971	41.588	35.560	264.0	15:22:20.886
11		1:46.688	30.001	41.626	35.061	263.4	15:24:07.574
12		1:46.482	29.998	41.400	35.084	264.7	15:25:54.056
13		2:02.792	30.119	41.952	50.721	266.0	15:27:56.848
14		6:27.845	5:05.337	45.736	36.772	189.4	15:34:24.693
15		1:46.138	29.933	41.286	34.919	263.4	15:36:10.831
16		1:46.444	29.892	41.455	35.097	264.0	15:37:57.275
17		1:46.405	29.952	41.419	35.034	264.7	15:39:43.680
18		1:46.330	29.987	41.412	34.931	266.0	15:41:30.010
19		1:48.936	30.093	42.535	36.308	266.0	15:43:18.946
20		1:48.609	29.925	41.269	37.415	264.7	15:45:07.555
21		1:48.469	30.036	42.215	36.218	264.7	15:46:56.024
22		1:53.396	29.912	43.221	40.263	264.7	15:48:49.420
23		6:21.134	5:02.639	43.360	35.135	165.8	15:55:10.554
24		1:49.732	30.005	42.537	37.190	264.0	15:57:00.286
25		2:00.310	29.876	41.411	49.023	265.3	15:59:00.596

84 — 1 Russell Ward — Mercedes AMG GT3
PRO — 2 Indy Dontje — Winward Racing / HTP Motorsport

Lap	D	Time	Sector 1	Sector 2	Sector 3	T. Spd	Elapsed
1		15:06:11.998	15:04:52.960	43.090	35.948	143.8	15:06:11.998
2		1:47.225	30.537	41.699	34.989	260.8	15:07:59.223
3		1:45.955	30.031	41.200	34.724	264.0	15:09:45.178
4		1:51.060	29.974	41.760	39.326	264.7	15:11:36.238
5		1:45.821	29.868	41.144	34.809	263.4	15:13:22.059
6		1:46.853	29.975	41.373	35.505	263.4	15:15:08.912
7		1:47.099	29.976	41.252	35.871	263.4	15:16:56.011
8		1:46.340	30.192	41.359	34.789	261.5	15:18:42.351
9		1:46.454	30.121	41.228	35.105	265.3	15:20:28.805
10		1:52.712	30.691	42.148	39.873	265.3	15:22:21.517
11		5:14.350	3:38.478	48.616	47.256	178.8	15:27:35.867
12		5:43.859	4:23.078	43.701	37.080	187.5	15:33:19.726
13		1:48.317	30.661	42.013	35.643	262.1	15:35:08.043
14		1:47.851	30.203	41.611	36.037	263.4	15:36:55.894
15		1:47.840	30.220	42.038	35.582	262.7	15:38:43.734
16		1:47.566	30.060	41.895	35.611	264.7	15:40:31.300
17		1:47.670	30.179	41.861	35.630	264.7	15:42:18.970
18		1:53.465	31.966	44.860	36.639	236.8	15:44:12.435
19		1:48.184	30.612	41.951	35.621	262.7	15:46:00.619
20		1:47.718	30.248	42.012	35.458	263.4	15:47:48.337
21		1:50.257	30.263	41.796	38.198	264.0	15:49:38.594
22		1:47.730	30.333	41.712	35.685	262.7	15:51:26.324
23		1:56.151	30.373	42.427	43.351	263.4	15:53:22.475
24		3:13.675	1:49.523	41.753	42.399	193.5	15:56:36.150
25		3:16.564	1:42.121	46.224	48.219	187.5	15:59:52.714

90 — 1 Alberto Di Folco — Lamborghini Huracan GT3
PRO — 2 Adrian Zaugg — Target Racing

Lap	D	Time	Sector 1	Sector 2	Sector 3	T. Spd	Elapsed
1		15:05:11.114	15:03:45.137	45.132	40.845	180.6	15:05:11.114
2		3:01.557	1:40.333	43.314	37.910	189.8	15:08:12.671
3		1:48.182	30.586	42.240	35.356	263.4	15:10:00.853
4		1:47.269	30.198	41.780	35.291	264.7	15:11:48.122
5		1:46.960	30.139	41.565	35.256	264.7	15:13:35.082
6		1:47.599	30.536	41.689	35.374	264.0	15:15:22.681
7		1:52.713	30.148	41.693	40.872	264.0	15:17:15.394
8		1:47.374	30.550	41.735	35.089	264.0	15:19:02.768
9		1:47.464	30.127	41.597	35.740	264.0	15:20:50.232
10		2:01.454	30.255	49.643	41.556	263.4	15:22:51.686
11		13:03.749	11:44.465	42.440	36.844	192.5	15:35:55.435
12		1:47.913	30.434	41.758	35.721	264.0	15:37:43.348
13		1:49.748	30.543	41.754	37.451	265.3	15:39:33.096
14		1:47.287	30.242	41.588	35.457	262.7	15:41:20.383
15		2:27.289	30.265	41.945	1:15.079	264.0	15:43:47.672

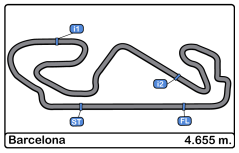

Circuito de Barcelona
International GT Open
Free Practice - 2
Lap Analysis

91 — 1 Stefano Costantini — Lamborghini Huracan GT3
AM — 2 Christoph Lenz — Target Racing

Lap	D	Time	Sector 1	Sector 2	Sector 3	T. Spd	Elapsed
1		15:05:07.527	15:03:46.470	44.320	36.737	189.4	15:05:07.527
2		1:48.271	30.651	42.057	35.563	260.2	15:06:55.798
3		1:47.985	30.381	41.979	35.625	263.4	15:08:43.783
4		1:48.277	30.339	42.281	35.657	264.0	15:10:32.060
5		1:47.527	30.194	41.827	35.506	264.7	15:12:19.587
6		1:47.321	30.200	41.637	35.484	262.7	15:14:06.908
7		1:48.463	30.232	42.147	36.084	265.3	15:15:55.371
8		1:48.829	30.057	42.836	35.936	264.0	15:17:44.200
9		1:47.837	30.229	42.085	35.523	264.0	15:19:32.037
10		1:54.133	P 30.261	41.943	41.929	264.7	15:21:26.170
11		5:10.968	P 3:40.684	44.509	45.775	190.8	15:26:37.138
12		6:22.536	P 4:56.972	43.541	42.023	192.1	15:32:59.674
13		2:53.074	1:34.129	43.085	35.860	188.4	15:35:52.748
14		1:52.124	30.765	43.279	38.080	262.1	15:37:44.872
15		1:50.880	31.366	43.189	36.325	261.5	15:39:35.752
16		1:52.030	31.109	44.014	36.907	262.1	15:41:27.782
17		1:53.354	31.503	43.190	38.661	261.5	15:43:21.136
18		1:50.762	31.082	43.076	36.604	262.1	15:45:11.898
19		1:50.149	31.232	42.812	36.105	263.4	15:47:02.047
20		1:52.028	30.686	42.910	38.432	262.7	15:48:54.075
21		1:55.851	P 31.871	42.852	41.128	259.6	15:50:49.926
22		4:06.708	2:44.188	45.306	37.214	192.1	15:54:56.634
23		1:51.092	31.484	43.109	36.499	260.2	15:56:47.726
24		2:00.885	P 30.923	42.746	47.216	262.7	15:58:48.611

96 — 1 Bradley Ellis — Audi R8 LMS
PROAM — 2 Oliver Wilkinson — Optimum Motorsport

Lap	D	Time	Sector 1	Sector 2	Sector 3	T. Spd	Elapsed
1		15:10:04.406	15:08:46.677	42.289	35.440	132.1	15:10:04.406
2		1:47.367	30.310	41.782	35.275	264.7	15:11:51.773
3		1:47.050	30.213	41.549	35.288	266.0	15:13:38.823
4		1:47.154	30.152	41.729	35.273	266.0	15:15:25.977
5		1:47.725	30.253	41.587	35.885	265.3	15:17:13.702
6		1:46.851	30.096	41.558	35.197	266.0	15:19:00.553
7		1:51.793	P 30.202	41.732	39.859	264.7	15:20:52.346
8		4:01.998	2:44.999	41.798	35.201	191.8	15:24:54.344
9		1:56.121	P 30.022	41.613	44.486	267.3	15:26:50.465
10		6:49.234	5:30.661	42.700	35.873	191.1	15:33:39.699
11		1:46.950	30.229	41.589	35.132	266.0	15:35:26.649
12		1:46.657	30.031	41.538	35.088	266.6	15:37:13.306
13		1:50.844	P 30.144	41.462	39.238	266.6	15:39:04.150
14		2:33.117	1:12.595	42.462	38.060	193.8	15:41:37.267
15		1:48.145	30.142	41.518	36.485	266.0	15:43:25.412
16		1:51.394	P 30.250	41.293	39.851	266.6	15:45:16.806
17		2:46.251	1:28.025	43.231	34.995	194.5	15:48:03.057
18		1:46.182	29.934	41.348	34.900	266.6	15:49:49.239
19		1:59.057	P 30.025	45.029	44.003	266.6	15:51:48.296
20		2:39.685	1:22.343	42.118	35.224	193.2	15:54:27.981
21		1:46.021	29.965	41.097	34.959	266.6	15:56:14.002
22		1:46.250	29.845	41.364	35.041	267.9	15:58:00.252
23		2:17.900	P 40.745	51.206	45.949	174.4	16:00:18.152

99 — 1 Manuel Da Costa — Mercedes AMG GT3
AM — 2 Miguel Sardinha — Sports and You

Lap	D	Time	Sector 1	Sector 2	Sector 3	T. Spd	Elapsed
1		15:05:16.095	15:03:50.857	46.686	38.552	189.8	15:05:16.095
2		1:54.220	32.482	44.430	37.308	257.7	15:07:10.315
3		1:50.160	30.638	43.396	36.126	260.8	15:09:00.475
4		1:49.291	30.506	42.443	36.342	264.0	15:10:49.766
5		1:49.788	30.428	42.909	36.451	264.0	15:12:39.554
6		1:54.971	P 30.542	42.183	42.246	262.7	15:14:34.525
7		5:08.495	3:48.080	43.576	36.839	190.4	15:19:43.020
8		1:49.212	30.725	42.342	36.145	261.5	15:21:32.232
9		1:49.143	30.749	42.202	36.192	263.4	15:23:21.375
10		1:48.740	30.451	42.066	36.223	263.4	15:25:10.115
11		2:07.128	P 30.361	42.155	54.612	264.7	15:27:17.243
12		6:34.710	5:12.833	43.312	38.565	194.2	15:33:51.953
13		1:50.968	30.521	42.268	38.179	263.4	15:35:42.921
14		1:53.663	30.307	42.379	40.977	263.4	15:37:36.584
15		1:48.342	30.240	42.103	35.999	263.4	15:39:24.926
16		1:48.000	30.119	41.873	36.008	264.0	15:41:12.926
17		1:52.462	P 30.204	41.987	40.271	262.7	15:43:05.388
18		5:13.697	3:52.010	43.711	37.976	186.5	15:48:19.085
19		1:52.551	32.319	43.342	36.890	255.9	15:50:11.636
20		1:50.117	31.195	42.364	36.558	260.2	15:52:01.753
21		1:49.449	30.980	42.449	36.020	260.2	15:53:51.202
22		1:57.448	P 30.598	42.726	44.124	262.1	15:55:48.650
23		3:55.962	P 2:14.970	47.545	53.447	139.5	15:59:44.612

111 — 1 Charles Finelli — Mercedes AMG GT3
AM — 2 Phillippe Denes — Porteiro Motorsport

Lap	D	Time	Sector 1	Sector 2	Sector 3	T. Spd	Elapsed
1		15:05:41.475	15:04:16.126	47.390	37.959	161.6	15:05:41.475
2		1:55.434	34.336	43.980	37.118	167.9	15:07:36.909
3		1:53.049	31.733	45.196	36.120	229.7	15:09:29.958
4		1:50.664	31.949	42.478	36.237	212.5	15:11:20.622
5		1:58.567	P 30.535	41.975	46.057	260.8	15:13:19.189
6		3:36.849	2:09.790	48.495	38.564	190.8	15:16:56.038
7		1:55.415	31.776	43.518	40.121	257.1	15:18:51.453
8		1:52.103	31.710	42.934	37.459	258.9	15:20:43.556
9		1:51.374	30.943	42.894	37.537	259.6	15:22:34.930
10		1:59.360	31.070	43.384	44.906	258.9	15:24:34.290
11		2:00.592	P 31.897	43.039	45.656	262.1	15:26:34.882
12		6:39.539	5:21.173	42.470	35.896	189.8	15:33:14.421
13		1:47.511	30.371	41.771	35.369	260.8	15:35:01.932
14		1:46.582	30.005	41.296	35.281	260.8	15:36:48.514
15		1:46.858	30.138	41.442	35.278	262.7	15:38:35.372
16		1:47.463	30.108	41.478	35.877	264.0	15:40:22.835
17		1:46.904	30.051	41.328	35.525	262.1	15:42:09.739
18		1:53.834	P 30.361	41.623	41.850	262.7	15:44:03.573
19		3:13.864	P 1:43.700	43.974	46.190	192.1	15:47:17.437
20		3:01.237	P 1:38.885	41.989	40.363	191.1	15:50:18.674
21		3:02.644	P 1:36.838	42.831	42.975	192.8	15:53:21.318
22		3:10.856	P 1:47.460	41.637	41.759	192.1	15:56:32.174
23		3:15.376	P 1:34.353	47.328	53.695	194.9	15:59:47.550

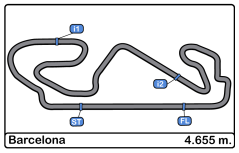

Circuito de Barcelona
International GT Open
Free Practice - 2
Lap Analysis

333 1 Rinat Salikhov Ferrari 488 GT3

PROAM 2 David Perel Rinaldi Racing

Lap	D	Time	Sector 1	Sector 2	Sector 3	T. Spd	Elapsed
1		15:06:45.679	15:05:25.496	44.306	35.877	173.0	15:06:45.679
2		1:47.575	30.466	41.805	35.304	264.0	15:08:33.254
3		1:47.335	30.189	41.829	35.317	264.7	15:10:20.589
4		1:47.278	30.114	41.780	35.384	266.0	15:12:07.867
5		1:53.773 P	30.281	41.789	41.703	266.6	15:14:01.640
6		3:01.697	1:45.276	41.444	34.977	193.5	15:17:03.337
7		1:45.950	29.677	41.254	35.019	266.0	15:18:49.287
8		1:52.093 P	31.159	41.784	39.150	265.3	15:20:41.380
9		4:35.947	3:17.812	42.547	35.588	192.1	15:25:17.327
10		2:05.041 P	33.364	42.499	49.178	266.6	15:27:22.368
11		6:43.586	5:26.036	42.046	35.504	191.1	15:34:05.954
12		1:48.598	30.493	42.497	35.608	264.0	15:35:54.552
13		1:47.750	30.431	41.888	35.431	265.3	15:37:42.302
14		1:51.695	33.631	42.160	35.904	266.0	15:39:33.997
15		1:47.292	30.075	41.873	35.344	266.6	15:41:21.289
16		1:47.000	30.083	41.566	35.351	267.3	15:43:08.289
17		1:47.858	30.115	41.842	35.901	266.0	15:44:56.147
18		1:54.733 P	30.269	42.364	42.100	267.3	15:46:50.880
19		3:30.333	2:13.063	41.965	35.305	195.2	15:50:21.213
20		1:47.450	30.098	41.875	35.477	267.9	15:52:08.663
21		1:47.072	30.071	41.643	35.358	267.9	15:53:55.735
22		1:46.707	30.019	41.239	35.449	266.6	15:55:42.442
23		1:48.479	30.004	41.629	36.846	266.0	15:57:30.921
24		2:10.471 P	30.044	43.605	56.822	266.0	15:59:41.392

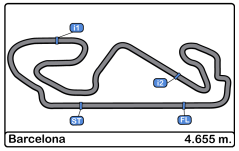

Circuito de Barcelona
International GT Open
Free Practice - 2
Best Sectors Results

	Sector - 1			Sector - 2			Sector - 3			Ideal Lap vs Best Lap					
Clas	Nº	Driver	Time	Nº	Driver	Time	Nº	Driver	Time	Clas	Nº	Driver	Ideal Lap	Best Lap	Clas
1	63	Venturini - Mul	29.663	72	Plachutta - Jäger	40.775	36	Hahn - Auer	34.674	1	72	Plachutta - Jäger	1:45.211	1:45.395	1
2	333	Salikhov - Perel	29.677	20	Pierburg - Onslow-Cole	40.898	84	Ward - Dontje	34.724	2	63	Venturini - Mul	1:45.435	1:45.600	4
3	72	Plachutta - Jäger	29.689	63	Venturini - Mul	40.902	17	Gonda - Jensen	34.738	3	17	Gonda - Jensen	1:45.492	1:45.492	2
4	12	Rizzoli - Fioravanti	29.710	17	Gonda - Jensen	40.984	72	Plachutta - Jäger	34.747	4	20	Pierburg - Onslow-Cole	1:45.516	1:45.585	3
5	47	Rueda - Saravia	29.724	7	Basso - Salas	41.018	71	West - Rugolo	34.768	5	36	Hahn - Auer	1:45.703	1:45.990	9
6	20	Pierburg - Onslow-Cole	29.733	71	West - Rugolo	41.052	12	Rizzoli - Fioravanti	34.798	6	12	Rizzoli - Fioravanti	1:45.732	1:45.938	7
7	6	Ling - Keen	29.769	25	Agostini - Breukers	41.073	6	Ling - Keen	34.815	7	84	Ward - Dontje	1:45.736	1:45.821	5
8	17	Gonda - Jensen	29.770	96	Ellis - Wilkinson	41.097	63	Venturini - Mul	34.870	8	71	West - Rugolo	1:45.763	1:45.869	6
9	7	Basso - Salas	29.786	84	Ward - Dontje	41.144	20	Pierburg - Onslow-Cole	34.885	9	6	Ling - Keen	1:45.811	1:46.205	14
10	25	Agostini - Breukers	29.838	36	Hahn - Auer	41.171	96	Ellis - Wilkinson	34.900	10	96	Ellis - Wilkinson	1:45.842	1:46.021	10
11	96	Ellis - Wilkinson	29.845	16	Hahn - Khodair	41.174	77	Jedlinski - Lisowski	34.919	11	7	Basso - Salas	1:45.867	1:46.271	16
12	36	Hahn - Auer	29.858	11	Di Amato - Montermini	41.183	27	Crestani - Ramos	34.927	12	333	Salikhov - Perel	1:45.893	1:45.950	8
13	11	Di Amato - Montermini	29.864	12	Rizzoli - Fioravanti	41.224	11	Di Amato - Montermini	34.943	13	25	Agostini - Breukers	1:45.909	1:46.176	13
14	27	Crestani - Ramos	29.867	6	Ling - Keen	41.227	333	Salikhov - Perel	34.977	14	11	Di Amato - Montermini	1:45.990	1:46.309	17
15	84	Ward - Dontje	29.868	47	Rueda - Saravia	41.234	25	Agostini - Breukers	34.998	15	47	Rueda - Saravia	1:46.010	1:46.412	18
16	77	Jedlinski - Lisowski	29.876	333	Salikhov - Perel	41.239	47	Rueda - Saravia	35.052	16	77	Jedlinski - Lisowski	1:46.064	1:46.138	11
17	16	Hahn - Khodair	29.905	77	Jedlinski - Lisowski	41.269	16	Hahn - Khodair	35.055	17	27	Crestani - Ramos	1:46.102	1:46.144	12
18	19	Liang - Giammaria	29.928	111	Finelli - Denes	41.296	7	Basso - Salas	35.063	18	16	Hahn - Khodair	1:46.134	1:46.264	15
19	52	Cioci - Griffin	29.937	27	Crestani - Ramos	41.308	90	Di Folco - Zaugg	35.089	19	51	Pier Guidi - Mac	1:46.453	1:46.631	20
20	71	West - Rugolo	29.943	51	Pier Guidi - Mac	41.360	52	Cioci - Griffin	35.090	20	52	Cioci - Griffin	1:46.457	1:46.813	23
21	51	Pier Guidi - Mac	29.949	19	Liang - Giammaria	41.398	33	Hook - Schwager	35.099	21	19	Liang - Giammaria	1:46.517	1:46.663	21
22	33	Hook - Schwager	29.949	52	Cioci - Griffin	41.430	51	Pier Guidi - Mac	35.144	22	111	Finelli - Denes	1:46.579	1:46.582	19
23	3	Beirão da Veiga - Cruz Álvarez	29.959	3	Beirão da Veiga - Cruz Álvarez	41.515	19	Liang - Giammaria	35.191	23	33	Hook - Schwager	1:46.598	1:46.698	22
24	111	Finelli - Denes	30.005	33	Hook - Schwager	41.550	111	Finelli - Denes	35.278	24	90	Di Folco - Zaugg	1:46.781	1:46.960	24
25	91	Costantini - Lenz	30.057	90	Di Folco - Zaugg	41.565	5	Jedlinski - Rdest	35.304	25	3	Beirão da Veiga - Cruz Álvarez	1:46.838	1:47.086	25
26	99	Da Costa - Sardinha	30.119	91	Costantini - Lenz	41.637	3	Beirão da Veiga - Cruz Álvarez	35.364	26	91	Costantini - Lenz	1:47.178	1:47.321	26
27	90	Di Folco - Zaugg	30.127	99	Da Costa - Sardinha	41.873	66	Borlenghi - Lewandowski	35.437	27	5	Jedlinski - Rdest	1:47.341	1:47.341	27
28	5	Jedlinski - Rdest	30.132	5	Jedlinski - Rdest	41.905	91	Costantini - Lenz	35.484	28	66	Borlenghi - Lewandowski	1:47.667	1:48.116	29
29	66	Borlenghi - Lewandowski	30.239	66	Borlenghi - Lewandowski	41.991	99	Da Costa - Sardinha	35.999	29	99	Da Costa - Sardinha	1:47.991	1:48.000	28

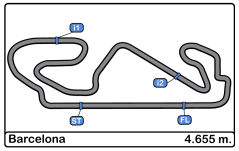

Circuito de Barcelona
International GT Open
Free Practice - 2
Best 5 Lap Times

													Best 1		Best 2		Best 3		Best 4		Best 5	
Cl	Nº	Entrant/Team	Nat	Driver 1	Nat	Status	Driver 2	Nat	Status	Vehicle	Cat	Cl	Time	Lap	Time	Lap	Time	Lap	Time	Lap	Time	Lap
1	72	Lechner Racing	AUT	Mario Plachutta	AUT	Bronze	Thomas Jäger	DEU	Gold	Mercedes AMG GT3	PROAM	1	**1:45.395**	20	1:45.493	19	1:46.078	18	1:48.068	15	1:49.060	3
2	17	Senkyr Motorsport	CZE	Richard Gonda	SVK	Silver	Mikkel Jensen	DNK	Silver	BMW M6 GT3	PRO	1	**1:45.492**	17	1:47.473	13	1:47.618	14	1:47.729	3	1:47.793	4
3	20	SPS Automotive Performance	DEU	Valentin Pierburg	DEU	Bronze	Tom Onslow-Cole	GBR	Gold	Mercedes AMG GT3	PROAM	2	**1:45.585**	15	1:45.693	14	1:46.141	13	1:46.388	18	1:46.669	10
4	63	Imperiale Racing	ITA	Giovanni Venturini	ITA	Gold	Jeroen Mul	NLD	Silver	Lamborghini Huracan GT3	PRO	2	**1:45.600**	14	1:45.988	15	1:45.992	18	1:46.073	21	1:46.193	13
5	84	Winward Racing / HTP	USA	Russell Ward	USA	Silver	Indy Dontje	NLD	Silver	Mercedes AMG GT3	PRO	3	**1:45.821**	5	1:45.955	3	1:46.340	8	1:46.454	9	1:46.853	6
6	71	Luzich Racing	USA	Alexander West	SWE	Bronze	Michele Rugolo	ITA	Gold	Ferrari 488 GT3	PROAM	3	**1:45.869**	14	1:46.038	8	1:46.092	9	1:46.496	12	1:47.152	3
7	12	Ombra Racing	ITA	Andrea Rizzoli	ITA	Silver	Damiano Fioravanti	ITA	Silver	Lamborghini Huracan GT3	PRO	4	**1:45.938**	20	1:46.173	17	1:46.321	21	1:46.554	14	1:47.335	6
8	333	Rinaldi Racing	DEU	Rinat Salikhov	RUS	Bronze	David Perel	ZAF	Silver	Ferrari 488 GT3	PROAM	4	**1:45.950**	7	1:46.707	22	1:47.000	16	1:47.072	21	1:47.278	4
9	36	Drivex School	ESP	Christian Hahn	BRA	Bronze	Lucas Auer	AUT	Gold	Mercedes AMG GT3	PROAM	5	**1:45.990**	14	1:46.105	9	1:46.144	13	1:46.445	12	1:47.014	22
10	96	Optimum Motorsport	GBR	Bradley Ellis	GBR	Silver	Oliver Wilkinson	GBR	Bronze	Audi R8 LMS	PROAM	6	**1:46.021**	21	1:46.182	18	1:46.657	12	1:46.851	6	1:46.950	11
11	77	Olimp Racing	POL	Marcin Jedlinski	POL	Bronze	Mateusz Lisowski	POL	Silver	Audi R8 LMS	PROAM	7	**1:46.138**	15	1:46.330	18	1:46.405	17	1:46.444	16	1:46.482	12
12	27	Daiko Lazarus Racing	ITA	Fabrizio Crestani	ITA	Silver	Miguel Ramos	PRT	Bronze	Lamborghini Huracan GT3	PROAM	8	**1:46.144**	20	1:46.591	15	1:46.915	12	1:47.333	19	1:48.298	4
13	25	Imperiale Racing	ITA	Riccardo Agostini	ITA	Gold	Rik Breukers	NLD	Silver	Lamborghini Huracan GT3	PRO	5	**1:46.176**	4	1:46.449	7	1:46.636	10	1:46.837	3	1:46.923	22
14	6	Vincenzo Sospiri Racing	ITA	Kang Ling	CHN	Silver	Philip Keen	GBR	Gold	Lamborghini Huracan GT3	PRO	6	**1:46.205**	5	1:46.453	22	1:46.506	8	1:46.570	4	1:46.771	3
15	16	Drivex School	ESP	Marcelo Hahn	BRA	Bronze	Allam Khodair	BRA	Gold	Mercedes AMG GT3	PROAM	9	**1:46.264**	12	1:46.615	8	1:46.847	7	1:47.126	6	1:47.259	11
16	7	RACE / BMW Team Teo Martín	ESP	Márcio Basso	BRA	Bronze	Guilherme Salas	BRA	Bronze	BMW M6 GT3	AM	1	**1:46.271**	14	1:46.879	13	1:51.136	20	1:51.143	5	1:51.480	6
17	11	RS Racing	ITA	Daniele Di Amato	ITA	Silver	Andrea Montermini	ITA	Gold	Ferrari 488 GT3	PRO	7	**1:46.309**	22	1:46.449	15	1:46.579	14	1:46.762	19	1:46.966	6
18	47	RACE / BMW Team Teo Martín	ESP	Fran Rueda	ESP	Silver	Andrés Saravia	GTM	Silver	BMW M6 GT3	PRO	8	**1:46.412**	2	1:46.513	3	1:46.709	5	1:46.716	4	1:46.779	6
19	111	Porteiro Motorsport	ESP	Charles Finelli	USA	Bronze	Phillippe Denes	USA	Bronze	Mercedes AMG GT3	AM	2	**1:46.582**	14	1:46.858	15	1:46.904	17	1:47.463	16	1:47.511	13
20	51	Luzich Racing	USA	Alessandro Pier Guidi	ITA	Platinum	Mikkel Mac	DNK	Gold	Ferrari 488 GT3	PRO	9	**1:46.631**	7	1:46.816	19	1:46.919	2	1:46.927	13	1:47.039	9
21	19	Imperiale Racing	ITA	Jiatong Liang	CHN	Bronze	Raffaele Giammaria	ITA	Gold	Lamborghini Huracan GT3	PROAM	10	**1:46.663**	6	1:46.687	22	1:46.853	7	1:47.700	16	1:48.003	19
22	33	Rinaldi Racing	DEU	Christian Hook	DEU	Bronze	Dominik Schwager	DEU	Gold	Ferrari 488 GT3	PROAM	11	**1:46.698**	6	1:46.883	10	1:46.943	22	1:47.015	23	1:47.155	9
23	52	Luzich Racing	USA	Marco Cioci	ITA	Gold	Matt Griffin	IRL	Gold	Ferrari 488 GT3	PRO	10	**1:46.813**	16	1:46.856	10	1:46.889	5	1:46.917	4	1:47.027	7
24	90	Target Racing	ITA	Alberto Di Folco	ITA	Silver	Adrian Zaugg	CHE	Silver	Lamborghini Huracan GT3	PRO	11	**1:46.960**	5	1:47.269	4	1:47.287	14	1:47.374	8	1:47.464	9
25	3	RACE / BMW Team Teo Martín	ESP	Lourenço Beirão da Veiga	PRT	Silver	Juan Cruz Álvarez	ARG	Silver	BMW M6 GT3	PRO	12	**1:47.086**	10	1:47.275	3	1:47.288	18	1:47.306	4	1:47.388	20
26	91	Target Racing	ITA	Stefano Costantini	ITA	Bronze	Christoph Lenz	CHE	Bronze	Lamborghini Huracan GT3	AM	3	**1:47.321**	6	1:47.527	5	1:47.837	9	1:47.985	3	1:48.271	2
27	5	Olimp Racing	POL	Stanislaw Jedlinski	POL	Bronze	Malgorzata Rdest	POL	Bronze	Audi R8 LMS	AM	4	**1:47.341**	15	1:47.569	14	1:48.207	10	1:48.330	9	1:48.581	13
28	99	Sports and You	PRT	Manuel Da Costa	PRT	Bronze	Miguel Sardinha	PRT	Bronze	Mercedes AMG GT3	AM	5	**1:48.000**	16	1:48.342	15	1:48.740	10	1:49.143	9	1:49.212	8
29	66	Vincenzo Sospiri Racing	ITA	Giulio Borlenghi	BRA	Bronze	Andrzej Lewandowski	POL	Bronze	Lamborghini Huracan GT3	AM	6	**1:48.116**	11	1:48.167	4	1:48.265	10	1:48.275	9	1:48.438	8

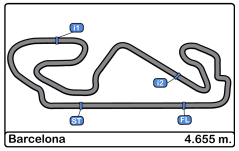

Circuito de Barcelona
International GT Open
Free Practice - 2
Best 5 Top Speeds

													Top 1		Top 2		Top 3		Top 4		Top 5		
Cl	Nº	Entrant/Team	Nat	Driver 1	Nat	Status	Driver 2	Nat	Status	Vehicle	Cat	Cl	Km/h	Lap	Km/h	Lap	Km/h	Lap	Km/h	Lap	Km/h	Lap	Avg
1	**6**	Vincenzo Sospiri Racing	ITA	Kang Ling	CHN	Silver	Philip Keen	GBR	Gold	Lamborghini Huracan GT3	PRO	1	**271.3**	16	269.3	4	269.3	24	267.9	5	267.9	20	269.1
2	**47**	RACE / BMW Team Teo Martín	ESP	Fran Rueda	ESP	Silver	Andrés Saravia	GTM	Silver	BMW M6 GT3	PRO	2	**270.0**	4	268.6	5	268.6	7	267.3	17	267.3	18	268.3
3	**3**	RACE / BMW Team Teo Martín	ESP	Lourenço Beirão da Veiga	PRT	Silver	Juan Cruz Álvarez	ARG	Silver	BMW M6 GT3	PRO	3	**269.3**	19	268.6	11	267.9	9	267.9	10	267.9	14	268.3
4	**33**	Rinaldi Racing	DEU	Christian Hook	DEU	Bronze	Dominik Schwager	DEU	Gold	Ferrari 488 GT3	PROAM	1	**269.3**	12	267.3	7	266.6	20	265.3	5	265.3	11	266.8
5	**12**	Ombra Racing	ITA	Andrea Rizzoli	ITA	Silver	Damiano Fioravanti	ITA	Silver	Lamborghini Huracan GT3	PRO	4	**267.9**	18	267.9	22	267.3	17	266.6	4	266.6	5	267.3
6	**17**	Senkyr Motorsport	CZE	Richard Gonda	SVK	Silver	Mikkel Jensen	DNK	Silver	BMW M6 GT3	PRO	5	**267.9**	9	267.9	18	267.3	15	266.6	14	266.6	17	267.3
7	**27**	Daiko Lazarus Racing	ITA	Fabrizio Crestani	ITA	Silver	Miguel Ramos	PRT	Bronze	Lamborghini Huracan GT3	PROAM	2	**267.9**	13	267.9	20	267.3	4	267.3	6	267.3	9	267.5
8	**36**	Drivex School	ESP	Christian Hahn	BRA	Bronze	Lucas Auer	AUT	Gold	Mercedes AMG GT3	PROAM	3	**267.9**	23	267.3	15	266.6	19	266.6	20	266.0	10	266.9
9	**66**	Vincenzo Sospiri Racing	ITA	Giulio Borlenghi	BRA	Bronze	Andrzej Lewandowski	POL	Bronze	Lamborghini Huracan GT3	AM	1	**267.9**	11	267.3	5	267.3	8	267.3	9	267.3	10	267.4
10	**96**	Optimum Motorsport	GBR	Bradley Ellis	GBR	Silver	Oliver Wilkinson	GBR	Bronze	Audi R8 LMS	PROAM	4	**267.9**	22	267.3	9	266.6	12	266.6	13	266.6	16	267.0
11	**333**	Rinaldi Racing	DEU	Rinat Salikhov	RUS	Bronze	David Perel	ZAF	Silver	Ferrari 488 GT3	PROAM	5	**267.9**	20	267.9	21	267.3	16	267.3	18	266.6	5	267.4
12	**20**	SPS Automotive Performance	DEU	Valentin Pierburg	DEU	Bronze	Tom Onslow-Cole	GBR	Gold	Mercedes AMG GT3	PROAM	6	**267.3**	11	265.3	9	265.3	19	264.7	10	264.7	14	265.4
13	**71**	Luzich Racing	USA	Alexander West	SWE	Bronze	Michele Rugolo	ITA	Gold	Ferrari 488 GT3	PROAM	7	**267.3**	24	266.6	10	266.6	22	266.6	23	266.0	6	266.6
14	**72**	Lechner Racing	AUT	Mario Plachutta	AUT	Bronze	Thomas Jäger	DEU	Gold	Mercedes AMG GT3	PROAM	8	**267.3**	21	266.0	19	266.0	20	265.3	23	264.7	5	265.8
15	**7**	RACE / BMW Team Teo Martín	ESP	Márcio Basso	BRA	Bronze	Guilherme Salas	BRA	Bronze	BMW M6 GT3	AM	2	**266.6**	14	266.6	16	266.6	22	266.0	15	265.3	5	266.2
16	**63**	Imperiale Racing	ITA	Giovanni Venturini	ITA	Gold	Jeroen Mul	NLD	Silver	Lamborghini Huracan GT3	PRO	6	**266.6**	15	266.6	22	266.0	4	266.0	9	266.0	14	266.2
17	**11**	RS Racing	ITA	Daniele Di Amato	ITA	Silver	Andrea Montermini	ITA	Gold	Ferrari 488 GT3	PRO	7	**266.0**	23	265.3	4	265.3	5	265.3	11	264.7	3	265.3
18	**25**	Imperiale Racing	ITA	Riccardo Agostini	ITA	Gold	Rik Breukers	NLD	Silver	Lamborghini Huracan GT3	PRO	8	**266.0**	4	266.0	5	265.3	22	264.7	7	264.7	8	265.3
19	**51**	Luzich Racing	USA	Alessandro Pier Guidi	ITA	Platinum	Mikkel Mac	DNK	Gold	Ferrari 488 GT3	PRO	9	**266.0**	8	266.0	10	266.0	14	266.0	21	265.3	13	265.8
20	**52**	Luzich Racing	USA	Marco Cioci	ITA	Gold	Matt Griffin	IRL	Gold	Ferrari 488 GT3	PRO	10	**266.0**	8	266.0	14	266.0	17	265.3	4	265.3	5	265.7
21	**77**	Olimp Racing	POL	Marcin Jedlinski	POL	Bronze	Mateusz Lisowski	POL	Silver	Audi R8 LMS	PROAM	9	**266.0**	13	266.0	18	266.0	19	265.3	9	265.3	25	265.7
22	**84**	Winward Racing / HTP	USA	Russell Ward	USA	Silver	Indy Dontje	NLD	Silver	Mercedes AMG GT3	PRO	11	**265.3**	9	265.3	10	264.7	4	264.7	16	264.7	17	264.9
23	**90**	Target Racing	ITA	Alberto Di Folco	ITA	Silver	Adrian Zaugg	CHE	Silver	Lamborghini Huracan GT3	PRO	12	**265.3**	13	264.7	4	264.7	5	264.0	6	264.0	7	264.5
24	**91**	Target Racing	ITA	Stefano Costantini	ITA	Bronze	Christoph Lenz	CHE	Bronze	Lamborghini Huracan GT3	AM	3	**265.3**	7	264.7	5	264.7	10	264.0	4	264.0	8	264.5
25	**5**	Olimp Racing	POL	Stanislaw Jedlinski	POL	Bronze	Malgorzata Rdest	POL	Bronze	Audi R8 LMS	AM	4	**264.7**	14	264.7	15	264.0	7	264.0	8	264.0	16	264.3
26	**16**	Drivex School	ESP	Marcelo Hahn	BRA	Bronze	Allam Khodair	BRA	Gold	Mercedes AMG GT3	PROAM	10	**264.7**	3	264.7	4	264.7	13	264.0	12	264.0	14	264.4
27	**19**	Imperiale Racing	ITA	Jiatong Liang	CHN	Bronze	Raffaele Giammaria	ITA	Gold	Lamborghini Huracan GT3	PROAM	11	**264.7**	7	264.7	8	264.7	9	264.7	23	264.0	6	264.5
28	**99**	Sports and You	PRT	Manuel Da Costa	PRT	Bronze	Miguel Sardinha	PRT	Bronze	Mercedes AMG GT3	AM	5	**264.7**	11	264.0	4	264.0	5	264.0	16	263.4	9	264.0
29	**111**	Porteiro Motorsport	ESP	Charles Finelli	USA	Bronze	Phillippe Denes	USA	Bronze	Mercedes AMG GT3	AM	6	**264.0**	16	262.7	15	262.7	18	262.1	11	262.1	17	262.7

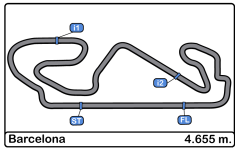

Circuito de Barcelona
International GT Open
Free Practice - 2
Fastest Laps Sequence

Lap	Time of Day	Session Time	Nº	Entrant/Team	Nat	Driver 1	Nat	Status	Driver 2	Nat	Status	Vehicle	Cat	Time	Km/h
2	15:06:39.757	3:39.757	**47**	RACE / BMW Team Teo Martín	ESP	Fran Rueda	ESP	Silver	Andrés Saravia	GTM	Silver	BMW M6 GT3	PRO	**1:46.412**	157.4
3	15:09:45.178	6:45.178	**84**	Winward Racing / HTP	USA	Russell Ward	USA	Silver	Indy Dontje	NLD	Silver	Mercedes AMG GT3	PRO	**1:45.955**	158.1
5	15:13:22.059	10:22.059	**84**	Winward Racing / HTP	USA	Russell Ward	USA	Silver	Indy Dontje	NLD	Silver	Mercedes AMG GT3	PRO	**1:45.821**	158.3
14	15:36:21.644	33:21.644	**63**	Imperiale Racing	ITA	Giovanni Venturini	ITA	Gold	Jeroen Mul	NLD	Silver	Lamborghini Huracan GT3	PRO	**1:45.600**	158.6
15	15:39:03.447	36:03.447	**20**	SPS Automotive Performance	DEU	Valentin Pierburg	DEU	Bronze	Tom Onslow-Cole	GBR	Gold	Mercedes AMG GT3	PROAM	**1:45.585**	158.7
19	15:47:25.412	44:25.412	**72**	Lechner Racing	AUT	Mario Plachutta	AUT	Bronze	Thomas Jäger	DEU	Gold	Mercedes AMG GT3	PROAM	**1:45.493**	158.8
20	15:49:10.807	46:10.807	**72**	Lechner Racing	AUT	Mario Plachutta	AUT	Bronze	Thomas Jäger	DEU	Gold	Mercedes AMG GT3	PROAM	**1:45.395**	159.0

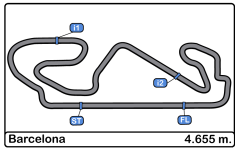

Circuito de Barcelona
International GT Open
Free Practice - 2
Event Best Maximum Speed

Nº	Entrant/Team	Nat	Driver 1	Nat	Status	Driver 2	Nat	Status	Vehicle	Cat	Km/h	Session
6	Vincenzo Sospiri Racing	ITA	Kang Ling	CHN	Silver	Philip Keen	GBR	Gold	Lamborghini Huracan GT3	PRO	271.3	Free Practice - 2
27	Daiko Lazarus Racing	ITA	Fabrizio Crestani	ITA	Silver	Miguel Ramos	PRT	Bronze	Lamborghini Huracan GT3	PROAM	270.6	Free Practice - 1
47	RACE / BMW Team Teo Martín	ESP	Fran Rueda	ESP	Silver	Andrés Saravia	GTM	Silver	BMW M6 GT3	PRO	270.6	Free Practice - 1
28	Daiko Lazarus Racing	ITA	Toby Sowery	GBR	Silver	Giuseppe Cipriani	ITA	Bronze	Lamborghini Huracan GT3	PROAM	270.6	Free Practice - 1
3	RACE / BMW Team Teo Martín	ESP	Lourenço Beirão da Veiga	PRT	Silver	Juan Cruz Álvarez	ARG	Silver	BMW M6 GT3	PRO	270.0	Free Practice - 1
66	Vincenzo Sospiri Racing	ITA	Giulio Borlenghi	BRA	Bronze	Andrzej Lewandowski	POL	Bronze	Lamborghini Huracan GT3	AM	269.3	Free Practice - 1
33	Rinaldi Racing	DEU	Christian Hook	DEU	Bronze	Dominik Schwager	DEU	Gold	Ferrari 488 GT3	PROAM	269.3	Free Practice - 2
17	Senkyr Motorsport	CZE	Richard Gonda	SVK	Silver	Mikkel Jensen	DNK	Silver	BMW M6 GT3	PRO	268.6	Free Practice - 1
51	Luzich Racing	USA	Alessandro Pier Guidi	ITA	Platinum	Mikkel Mac	DNK	Gold	Ferrari 488 GT3	PRO	268.6	Free Practice - 1
333	Rinaldi Racing	DEU	Rinat Salikhov	RUS	Bronze	David Perel	ZAF	Silver	Ferrari 488 GT3	PROAM	267.9	Free Practice - 1
11	RS Racing	ITA	Daniele Di Amato	ITA	Silver	Andrea Montermini	ITA	Gold	Ferrari 488 GT3	PRO	267.9	Free Practice - 1
12	Ombra Racing	ITA	Andrea Rizzoli	ITA	Silver	Damiano Fioravanti	ITA	Silver	Lamborghini Huracan GT3	PRO	267.9	Free Practice - 2
36	Drivex School	ESP	Christian Hahn	BRA	Bronze	Lucas Auer	AUT	Gold	Mercedes AMG GT3	PROAM	267.9	Free Practice - 2
96	Optimum Motorsport	GBR	Bradley Ellis	GBR	Silver	Oliver Wilkinson	GBR	Bronze	Audi R8 LMS	PROAM	267.9	Free Practice - 2
63	Imperiale Racing	ITA	Giovanni Venturini	ITA	Gold	Jeroen Mul	NLD	Silver	Lamborghini Huracan GT3	PRO	267.3	Free Practice - 1
52	Luzich Racing	USA	Marco Cioci	ITA	Gold	Matt Griffin	IRL	Gold	Ferrari 488 GT3	PRO	267.3	Free Practice - 1
20	SPS Automotive Performance	DEU	Valentin Pierburg	DEU	Bronze	Tom Onslow-Cole	GBR	Gold	Mercedes AMG GT3	PROAM	267.3	Free Practice - 2
72	Lechner Racing	AUT	Mario Plachutta	AUT	Bronze	Thomas Jäger	DEU	Gold	Mercedes AMG GT3	PROAM	267.3	Free Practice - 2
71	Luzich Racing	USA	Alexander West	SWE	Bronze	Michele Rugolo	ITA	Gold	Ferrari 488 GT3	PROAM	267.3	Free Practice - 2
25	Imperiale Racing	ITA	Riccardo Agostini	ITA	Gold	Rik Breukers	NLD	Silver	Lamborghini Huracan GT3	PRO	266.6	Free Practice - 1
7	RACE / BMW Team Teo Martín	ESP	Márcio Basso	BRA	Bronze	Guilherme Salas	BRA	Bronze	BMW M6 GT3	AM	266.6	Free Practice - 2
19	Imperiale Racing	ITA	Jiatong Liang	CHN	Bronze	Raffaele Giammaria	ITA	Gold	Lamborghini Huracan GT3	PROAM	266.0	Free Practice - 1
77	Olimp Racing	POL	Marcin Jedlinski	POL	Bronze	Mateusz Lisowski	POL	Silver	Audi R8 LMS	PROAM	266.0	Free Practice - 1
16	Drivex School	ESP	Marcelo Hahn	BRA	Bronze	Allam Khodair	BRA	Gold	Mercedes AMG GT3	PROAM	266.0	Free Practice - 1
84	Winward Racing / HTP	USA	Russell Ward	USA	Silver	Indy Dontje	NLD	Silver	Mercedes AMG GT3	PRO	266.0	Free Practice - 1
91	Target Racing	ITA	Stefano Costantini	ITA	Bronze	Christoph Lenz	CHE	Bronze	Lamborghini Huracan GT3	AM	265.3	Free Practice - 2
90	Target Racing	ITA	Alberto Di Folco	ITA	Silver	Adrian Zaugg	CHE	Silver	Lamborghini Huracan GT3	PRO	265.3	Free Practice - 2
99	Sports and You	PRT	Manuel Da Costa	PRT	Bronze	Miguel Sardinha	PRT	Bronze	Mercedes AMG GT3	AM	264.7	Free Practice - 2
5	Olimp Racing	POL	Stanislaw Jedlinski	POL	Bronze	Malgorzata Rdest	POL	Bronze	Audi R8 LMS	AM	264.7	Free Practice - 2
111	Porteiro Motorsport	ESP	Charles Finelli	USA	Bronze	Phillippe Denes	USA	Bronze	Mercedes AMG GT3	AM	264.0	Free Practice - 2

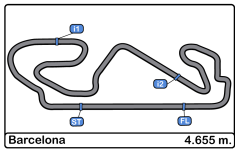

Circuito de Barcelona
International GT Open
Free Practice - 2
Pit Stop Analysis

3
Lourenço Beirão da Veiga — PRO — RACE / BMW Team Teo Martín
Juan Cruz Álvarez — BMW M6 GT3

Nr.	In Day Time	In Time	Out Time	Pit Time	T. Pit Time	Handicap	Penalty
1	15:13:04.788	15:13:04.788	15:14:13.000	1:08.212	1:08.212		
2	15:16:08.175	15:16:08.175	15:17:47.767	1:39.592	2:47.804		
3	15:26:57.146	15:26:57.146	15:32:21.374	5:24.228	8:12.032		
4	15:39:45.627	15:39:45.627	15:42:56.880	3:11.253	11:23.285		
5	15:54:07.735	15:54:07.735	15:55:18.069	1:10.334	12:33.619		

5
Stanislaw Jedlinski — AM — Olimp Racing
Malgorzata Rdest — Audi R8 LMS

Nr.	In Day Time	In Time	Out Time	Pit Time	T. Pit Time	Handicap	Penalty
1	15:23:56.068	15:23:56.068	15:30:38.770	6:42.702	6:42.702		
2	15:39:54.615	15:39:54.615	15:42:48.881	2:54.266	9:36.968		

6
Kang Ling — PRO — Vincenzo Sospiri Racing
Philip Keen — Lamborghini Huracan GT3

Nr.	In Day Time	In Time	Out Time	Pit Time	T. Pit Time	Handicap	Penalty
1	15:14:11.287	15:14:11.287	15:17:32.896	3:21.609	3:21.609		
2	15:23:03.556	15:23:03.556	15:24:33.721	1:30.165	4:51.774		
3	15:26:25.451	15:26:25.451	15:31:00.894	4:35.443	9:27.217		
4	15:43:49.318	15:43:49.318	15:46:50.069	3:00.751	12:27.968		

7
Márcio Basso — AM — RACE / BMW Team Teo Martín
Guilherme Salas — BMW M6 GT3

Nr.	In Day Time	In Time	Out Time	Pit Time	T. Pit Time	Handicap	Penalty
1	15:22:24.059	15:22:24.059	15:25:17.657	2:53.598	2:53.598		
2	15:27:21.208	15:27:21.208	15:31:07.697	3:46.489	6:40.087		
3	15:40:20.817	15:40:20.817	15:44:37.641	4:16.824	10:56.911		

11
Daniele Di Amato — PRO — RS Racing
Andrea Montermini — Ferrari 488 GT3

Nr.	In Day Time	In Time	Out Time	Pit Time	T. Pit Time	Handicap	Penalty
1	15:16:04.002	15:16:04.002	15:20:13.645	4:09.643	4:09.643		
2	15:27:49.332	15:27:49.332	15:31:49.223	3:59.891	8:09.534		
3	15:40:46.328	15:40:46.328	15:42:59.739	2:13.411	10:22.945		
4	15:50:13.198	15:50:13.198	15:51:43.546	1:30.348	11:53.293		

12
Andrea Rizzoli — PRO — Ombra Racing
Damiano Fioravanti — Lamborghini Huracan GT3

Nr.	In Day Time	In Time	Out Time	Pit Time	T. Pit Time	Handicap	Penalty
1	15:18:10.004	15:18:10.004	15:20:15.822	2:05.818	2:05.818		
2	15:50:52.024	15:50:52.024	15:52:25.066	1:33.042	3:38.860		

16
Marcelo Hahn — PROAM — Drivex School
Allam Khodair — Mercedes AMG GT3

Nr.	In Day Time	In Time	Out Time	Pit Time	T. Pit Time	Handicap	Penalty
1	15:13:52.284	15:13:52.284	15:17:21.338	3:29.054	3:29.054		
2	15:26:44.814	15:26:44.814	15:30:54.308	4:09.494	7:38.548		
3	15:40:00.020	15:40:00.020	15:41:45.569	1:45.549	9:24.097		

17
Richard Gonda — PRO — Senkyr Motorsport
Mikkel Jensen — BMW M6 GT3

Nr.	In Day Time	In Time	Out Time	Pit Time	T. Pit Time	Handicap	Penalty
1	15:13:28.706	15:13:28.706	15:14:59.969	1:31.263	1:31.263		
2	15:22:17.991	15:22:17.991	15:24:28.225	2:10.234	3:41.497		
3	15:26:28.687	15:26:28.687	15:31:09.512	4:40.825	8:22.322		
4	15:40:15.942	15:40:15.942	15:46:13.402	5:57.460	14:19.782		

19
Jiatong Liang — PROAM — Imperiale Racing
Raffaele Giammaria — Lamborghini Huracan GT3

Nr.	In Day Time	In Time	Out Time	Pit Time	T. Pit Time	Handicap	Penalty
1	15:11:13.259	15:11:13.259	15:13:45.477	2:32.218	2:32.218		
2	15:22:54.190	15:22:54.190	15:24:21.278	1:27.088	3:59.306		
3	15:28:52.560	15:28:52.560	15:31:47.369	2:54.809	6:54.115		
4	15:48:29.684	15:48:29.684	15:52:35.633	4:05.949	11:00.064		

20
Valentin Pierburg — PROAM — SPS Automotive Performance
Tom Onslow-Cole — Mercedes AMG GT3

Nr.	In Day Time	In Time	Out Time	Pit Time	T. Pit Time	Handicap	Penalty
1	15:13:07.333	15:13:07.333	15:15:55.149	2:47.816	2:47.816		
2	15:26:55.783	15:26:55.783	15:31:54.199	4:58.416	7:46.232		
3	15:40:53.039	15:40:53.039	15:43:08.528	2:15.489	10:01.721		
4	15:50:31.104	15:50:31.104	15:51:53.537	1:22.433	11:24.154		

25
Riccardo Agostini — PRO — Imperiale Racing
Rik Breukers — Lamborghini Huracan GT3

Nr.	In Day Time	In Time	Out Time	Pit Time	T. Pit Time	Handicap	Penalty
1	15:12:24.364	15:12:24.364	15:13:52.777	1:28.413	1:28.413		
2	15:19:20.478	15:19:20.478	15:20:32.915	1:12.437	2:40.850		
3	15:30:10.571	15:30:10.571	15:35:01.865	4:51.294	7:32.144		
4	15:45:51.716	15:45:51.716	15:47:34.262	1:42.546	9:14.690		

27
Fabrizio Crestani — PROAM — Daiko Lazarus Racing
Miguel Ramos — Lamborghini Huracan GT3

Nr.	In Day Time	In Time	Out Time	Pit Time	T. Pit Time	Handicap	Penalty
1	15:15:43.301	15:15:43.301	15:19:21.407	3:38.106	3:38.106		
2	15:27:10.618	15:27:10.618	15:32:24.727	5:14.109	8:52.215		
3	15:37:57.139	15:37:57.139	15:39:35.953	1:38.814	10:31.029		
4	15:46:57.740	15:46:57.740	15:50:22.525	3:24.785	13:55.814		

33
Christian Hook — PROAM — Rinaldi Racing
Dominik Schwager — Ferrari 488 GT3

Nr.	In Day Time	In Time	Out Time	Pit Time	T. Pit Time	Handicap	Penalty
1	15:16:11.129	15:16:11.129	15:17:43.518	1:32.389	1:32.389		
2	15:26:52.362	15:26:52.362	15:31:29.701	4:37.339	6:09.728		
3	15:46:10.586	15:46:10.586	15:49:45.222	3:34.636	9:44.364		

36
Christian Hahn — PROAM — Drivex School
Lucas Auer — Mercedes AMG GT3

Nr.	In Day Time	In Time	Out Time	Pit Time	T. Pit Time	Handicap	Penalty
1	15:12:03.012	15:12:03.012	15:15:22.400	3:19.388	3:19.388		
2	15:26:45.940	15:26:45.940	15:30:51.618	4:05.678	7:25.066		
3	15:39:51.342	15:39:51.342	15:41:23.304	1:31.962	8:57.028		

47
Fran Rueda — PRO — RACE / BMW Team Teo Martín
Andrés Saravia — BMW M6 GT3

Nr.	In Day Time	In Time	Out Time	Pit Time	T. Pit Time	Handicap	Penalty
1	15:15:37.061	15:15:37.061	15:21:47.346	6:10.285	6:10.285		
2	15:27:51.186	15:27:51.186	15:30:49.400	2:58.214	9:08.499		
3	15:32:40.473	15:32:40.473	15:33:50.975	1:10.502	10:19.001		
4	15:35:41.161	15:35:41.161	15:36:51.377	1:10.216	11:29.217		
5	15:53:01.797	15:53:01.797	15:55:06.825	2:05.028	13:34.245		

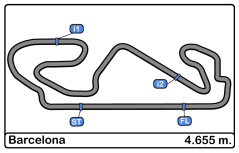

Circuito de Barcelona
International GT Open
Free Practice - 2
Pit Stop Analysis

51
Alessandro Pier Guidi — PRO — Luzich Racing
Mikkel Mac — Ferrari 488 GT3

Nr.	In Day Time	In Time	Out Time	Pit Time	T. Pit Time	Handicap	Penalty
1	15:13:21.197	15:13:21.197	15:17:24.480	4:03.283	4:03.283		
2	15:26:33.095	15:26:33.095	15:30:36.048	4:02.953	8:06.236		
3	15:37:49.428	15:37:49.428	15:43:33.409	5:43.981	13:50.217		

52
Marco Cioci — PRO — Luzich Racing
Matt Griffin — Ferrari 488 GT3

Nr.	In Day Time	In Time	Out Time	Pit Time	T. Pit Time	Handicap	Penalty
1	15:18:56.274	15:18:56.274	15:21:00.381	2:04.107	2:04.107		
2	15:26:38.107	15:26:38.107	15:30:44.443	4:06.336	6:10.443		
3	15:41:36.075	15:41:36.075	15:44:07.257	2:31.182	8:41.625		
4	15:54:58.322	15:54:58.322	15:56:19.496	1:21.174	10:02.799		

63
Giovanni Venturini — PRO — Imperiale Racing
Jeroen Mul — Lamborghini Huracan GT3

Nr.	In Day Time	In Time	Out Time	Pit Time	T. Pit Time	Handicap	Penalty
1	15:11:27.408	15:11:27.408	15:13:22.126	1:54.718	1:54.718		
2	15:22:30.837	15:22:30.837	15:24:01.308	1:30.471	3:25.189		
3	15:27:52.531	15:27:52.531	15:30:56.636	3:04.105	6:29.294		
4	15:39:58.126	15:39:58.126	15:45:37.754	5:39.628	12:08.922		

66
Giulio Borlenghi — AM — Vincenzo Sospiri Racing
Andrzej Lewandowski — Lamborghini Huracan GT3

Nr.	In Day Time	In Time	Out Time	Pit Time	T. Pit Time	Handicap	Penalty
1	15:27:16.178	15:27:16.178	15:40:35.288	13:19.110	13:19.110		

71
Alexander West — PROAM — Luzich Racing
Michele Rugolo — Ferrari 488 GT3

Nr.	In Day Time	In Time	Out Time	Pit Time	T. Pit Time	Handicap	Penalty
1	15:13:57.975	15:13:57.975	15:17:19.728	3:21.753	3:21.753		
2	15:24:48.678	15:24:48.678	15:31:55.729	7:07.051	10:28.804		
3	15:41:02.741	15:41:02.741	15:43:03.476	2:00.735	12:29.539		

72
Mario Plachutta — PROAM — Lechner Racing
Thomas Jäger — Mercedes AMG GT3

Nr.	In Day Time	In Time	Out Time	Pit Time	T. Pit Time	Handicap	Penalty
1	15:12:37.498	15:12:37.498	15:14:49.612	2:12.114	2:12.114		
2	15:20:27.240	15:20:27.240	15:21:48.311	1:21.071	3:33.185		
3	15:27:47.347	15:27:47.347	15:31:16.430	3:29.083	7:02.268		
4	15:40:24.946	15:40:24.946	15:42:05.247	1:40.301	8:42.569		
5	15:51:01.368	15:51:01.368	15:53:28.102	2:26.734	11:09.303		

77
Marcin Jedlinski — PROAM — Olimp Racing
Mateusz Lisowski — Audi R8 LMS

Nr.	In Day Time	In Time	Out Time	Pit Time	T. Pit Time	Handicap	Penalty
1	15:27:54.265	15:27:54.265	15:32:31.158	4:36.893	4:36.893		
2	15:48:46.989	15:48:46.989	15:53:20.349	4:33.360	9:10.253		

84
Russell Ward — PRO — Winward Racing / HTP Motorsport
Indy Dontje — Mercedes AMG GT3

Nr.	In Day Time	In Time	Out Time	Pit Time	T. Pit Time	Handicap	Penalty
1	15:22:19.012	15:22:19.012	15:25:27.182	3:08.170	3:08.170		
2	15:27:33.368	15:27:33.368	15:31:26.667	3:53.299	7:01.469		
3	15:53:19.941	15:53:19.941	15:54:41.610	1:21.669	8:23.138		
4	15:56:33.684	15:56:33.684	15:57:45.438	1:11.754	9:34.892		

90
Alberto Di Folco — PRO — Target Racing
Adrian Zaugg — Lamborghini Huracan GT3

Nr.	In Day Time	In Time	Out Time	Pit Time	T. Pit Time	Handicap	Penalty
1	15:05:08.641	15:05:08.641	15:06:15.319	1:06.678	1:06.678		
2	15:22:49.505	15:22:49.505	15:34:06.114	11:16.609	12:23.287		

91
Stefano Costantini — AM — Target Racing
Christoph Lenz — Lamborghini Huracan GT3

Nr.	In Day Time	In Time	Out Time	Pit Time	T. Pit Time	Handicap	Penalty
1	15:21:23.767	15:21:23.767	15:24:31.695	3:07.928	3:07.928		
2	15:26:34.574	15:26:34.574	15:31:03.508	4:28.934	7:36.862		
3	15:32:57.170	15:32:57.170	15:34:02.520	1:05.350	8:42.212		
4	15:50:47.182	15:50:47.182	15:53:03.680	2:16.498	10:58.710		

96
Bradley Ellis — PROAM — Optimum Motorsport
Oliver Wilkinson — Audi R8 LMS

Nr.	In Day Time	In Time	Out Time	Pit Time	T. Pit Time	Handicap	Penalty
1	15:20:49.867	15:20:49.867	15:23:07.630	2:17.763	2:17.763		
2	15:26:47.800	15:26:47.800	15:31:51.314	5:03.514	7:21.277		
3	15:39:01.642	15:39:01.642	15:39:47.148	45.506	8:06.783		
4	15:45:14.323	15:45:14.323	15:46:14.733	1:00.410	9:07.193		
5	15:51:45.810	15:51:45.810	15:52:41.175	55.365	10:02.558		

99
Manuel Da Costa — AM — Sports and You
Miguel Sardinha — Mercedes AMG GT3

Nr.	In Day Time	In Time	Out Time	Pit Time	T. Pit Time	Handicap	Penalty
1	15:14:32.057	15:14:32.057	15:17:49.471	3:17.414	3:17.414		
2	15:27:14.553	15:27:14.553	15:31:59.122	4:44.569	8:01.983		
3	15:43:02.909	15:43:02.909	15:46:24.188	3:21.279	11:23.262		
4	15:55:45.785	15:55:45.785	15:57:31.325	1:45.540	13:08.802		

111
Charles Finelli — AM — Porteiro Motorsport
Phillippe Denes — Mercedes AMG GT3

Nr.	In Day Time	In Time	Out Time	Pit Time	T. Pit Time	Handicap	Penalty
1	15:13:16.678	15:13:16.678	15:14:55.274	1:38.596	1:38.596		
2	15:26:31.746	15:26:31.746	15:31:25.446	4:53.700	6:32.296		
3	15:44:01.155	15:44:01.155	15:45:15.244	1:14.089	7:46.385		
4	15:47:14.890	15:47:14.890	15:48:25.139	1:10.249	8:56.634		
5	15:50:16.215	15:50:16.215	15:51:24.981	1:08.766	10:05.400		
6	15:53:18.506	15:53:18.506	15:54:39.050	1:20.544	11:25.944		
7	15:56:29.763	15:56:29.763	15:57:35.848	1:06.085	12:32.029		

333
Rinat Salikhov — PROAM — Rinaldi Racing
David Perel — Ferrari 488 GT3

Nr.	In Day Time	In Time	Out Time	Pit Time	T. Pit Time	Handicap	Penalty
1	15:13:59.167	15:13:59.167	15:15:16.909	1:17.742	1:17.742		
2	15:20:38.936	15:20:38.936	15:23:28.455	2:49.519	4:07.261		
3	15:27:19.922	15:27:19.922	15:32:17.885	4:57.963	9:05.224		
4	15:46:48.434	15:46:48.434	15:48:34.142	1:45.708	10:50.932		

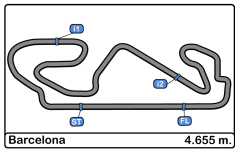

Circuito de Barcelona
International GT Open
Free Practice - 2
Weather Report

Air Temperature

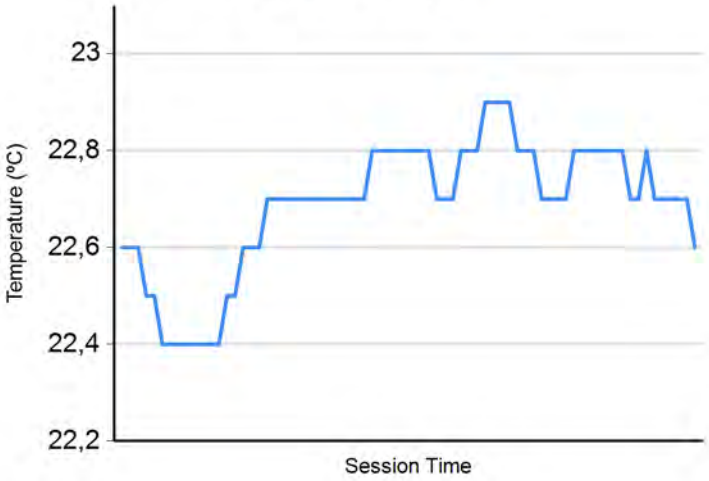

Track Temperature

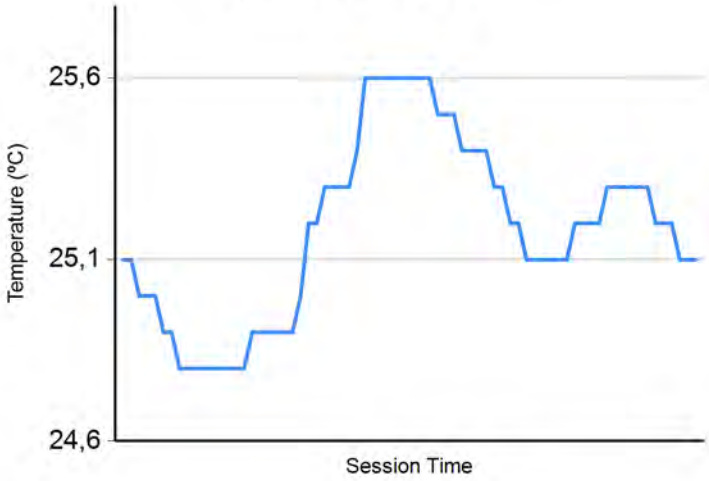

Humidity

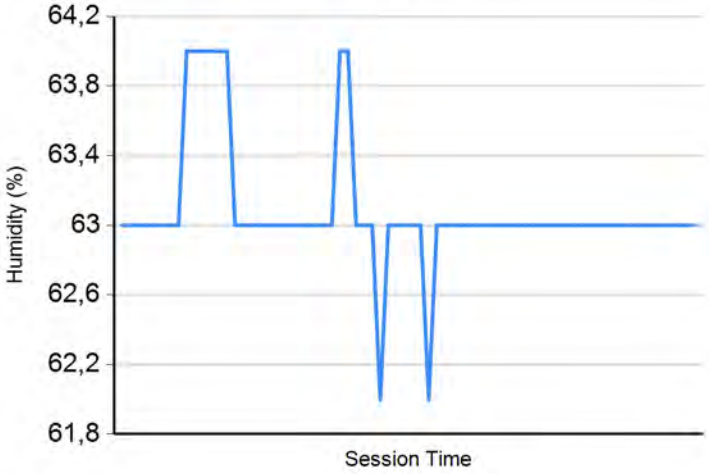

Pressure

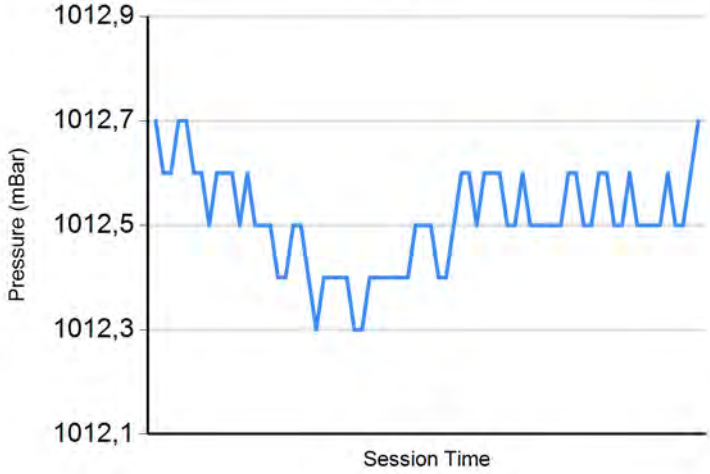

Wind Speed

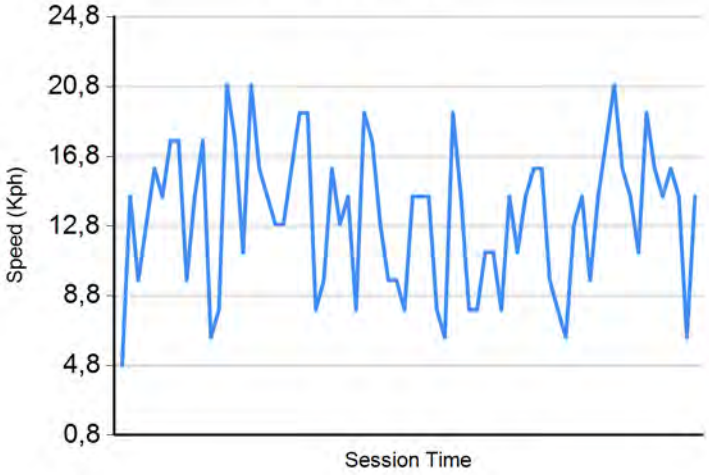

Wind direction

North = 0º/360º Est = 90º South = 180º West= 270º

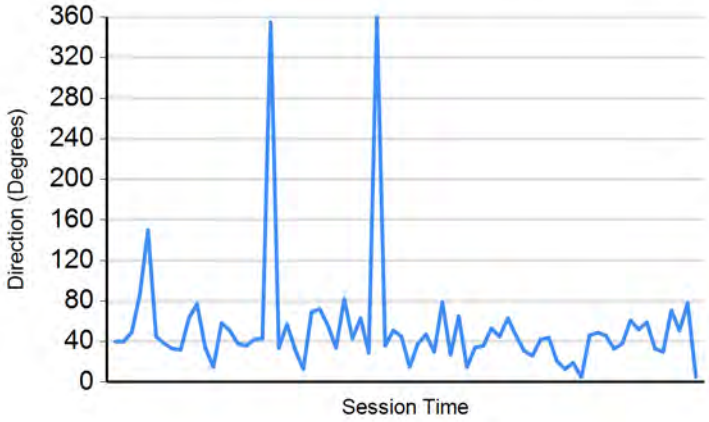

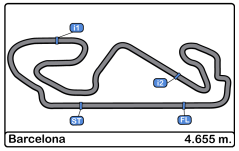

Circuito de Barcelona
International GT Open
Free Practice 1 - 2
Results

Cls	Nº	Entrant/Team	Nat	Driver 1	Nat	Status	Driver 2	Nat	Status	Vehicle	Cat	Cls	Laps	Free Practice - 1		Free Practice - 2		Best	Gap	Interval	Km/h
1	**72**	Lechner Racing	AUT	Mario Plachutta	AUT	Bronze	Thomas Jäger	DEU	Gold	Mercedes AMG GT3	PROAM	1	43	1:46.308	11	**1:45.395**	20	**1:45.395**			159.0
2	**17**	Senkyr Motorsport	CZE	Richard Gonda	SVK	Silver	Mikkel Jensen	DNK	Silver	BMW M6 GT3	PRO	1	37	1:47.701	17	**1:45.492**	17	**1:45.492**	0.097	0.097	158.8
3	**20**	SPS Automotive Performan	DEU	Valentin Pierburg	DEU	Bronze	Tom Onslow-Cole	GBR	Gold	Mercedes AMG GT3	PROAM	2	33	1:48.752	4	**1:45.585**	15	**1:45.585**	0.190	0.093	158.7
4	**63**	Imperiale Racing	ITA	Giovanni Venturini	ITA	Gold	Jeroen Mul	NLD	Silver	Lamborghini Huracan GT3	PRO	2	41	1:46.351	16	**1:45.600**	14	**1:45.600**	0.205	0.015	158.6
5	**84**	Winward Racing / HTP Mot	USA	Russell Ward	USA	Silver	Indy Dontje	NLD	Silver	Mercedes AMG GT3	PRO	3	46	1:47.080	19	**1:45.821**	5	**1:45.821**	0.426	0.221	158.3
6	**71**	Luzich Racing	USA	Alexander West	SWE	Bronze	Michele Rugolo	ITA	Gold	Ferrari 488 GT3	PROAM	3	46	1:47.237	9	**1:45.869**	14	**1:45.869**	0.474	0.048	158.2
7	**12**	Ombra Racing	ITA	Andrea Rizzoli	ITA	Silver	Damiano Fioravanti	ITA	Silver	Lamborghini Huracan GT3	PRO	4	44	1:46.853	6	**1:45.938**	20	**1:45.938**	0.543	0.069	158.1
8	**333**	Rinaldi Racing	DEU	Rinat Salikhov	RUS	Bronze	David Perel	ZAF	Silver	Ferrari 488 GT3	PROAM	4	46	1:46.634	18	**1:45.950**	7	**1:45.950**	0.555	0.012	158.1
9	**36**	Drivex School	ESP	Christian Hahn	BRA	Bronze	Lucas Auer	AUT	Gold	Mercedes AMG GT3	PROAM	5	44	**1:45.957**	11	1:45.990	14	**1:45.957**	0.562	0.007	158.1
10	**96**	Optimum Motorsport	GBR	Bradley Ellis	GBR	Silver	Oliver Wilkinson	GBR	Bronze	Audi R8 LMS	PROAM	6	45	1:46.500	21	**1:46.021**	21	**1:46.021**	0.626	0.064	158.0
11	**6**	Vincenzo Sospiri Racing	ITA	Kang Ling	CHN	Silver	Philip Keen	GBR	Gold	Lamborghini Huracan GT3	PRO	5	46	**1:46.073**	17	1:46.205	5	**1:46.073**	0.678	0.052	157.9
12	**77**	Olimp Racing	POL	Marcin Jedlinski	POL	Bronze	Mateusz Lisowski	POL	Silver	Audi R8 LMS	PROAM	7	48	1:46.307	21	**1:46.138**	15	**1:46.138**	0.743	0.065	157.8
13	**27**	Daiko Lazarus Racing	ITA	Fabrizio Crestani	ITA	Silver	Miguel Ramos	PRT	Bronze	Lamborghini Huracan GT3	PROAM	8	42	1:46.504	2	**1:46.144**	20	**1:46.144**	0.749	0.006	157.8
14	**25**	Imperiale Racing	ITA	Riccardo Agostini	ITA	Gold	Rik Breukers	NLD	Silver	Lamborghini Huracan GT3	PRO	6	46	1:46.438	21	**1:46.176**	4	**1:46.176**	0.781	0.032	157.8
15	**16**	Drivex School	ESP	Marcelo Hahn	BRA	Bronze	Allam Khodair	BRA	Gold	Mercedes AMG GT3	PROAM	9	45	1:46.401	17	**1:46.264**	12	**1:46.264**	0.869	0.088	157.7
16	**7**	RACE / BMW Team Teo M	ESP	Márcio Basso	BRA	Bronze	Guilherme Salas	BRA	Bronze	BMW M6 GT3	AM	1	45	1:50.841	22	**1:46.271**	14	**1:46.271**	0.876	0.007	157.6
17	**11**	RS Racing	ITA	Daniele Di Amato	ITA	Silver	Andrea Montermini	ITA	Gold	Ferrari 488 GT3	PRO	7	47	1:46.843	22	**1:46.309**	22	**1:46.309**	0.914	0.038	157.6
18	**51**	Luzich Racing	USA	Alessandro Pier Guidi	ITA	Platinum	Mikkel Mac	DNK	Gold	Ferrari 488 GT3	PRO	8	47	**1:46.383**	20	1:46.631	7	**1:46.383**	0.988	0.074	157.5
19	**47**	RACE / BMW Team Teo M	ESP	Fran Rueda	ESP	Silver	Andrés Saravia	GTM	Silver	BMW M6 GT3	PRO	9	49	1:46.712	11	**1:46.412**	2	**1:46.412**	1.017	0.029	157.4
20	**90**	Target Racing	ITA	Alberto Di Folco	ITA	Silver	Adrian Zaugg	CHE	Silver	Lamborghini Huracan GT3	PRO	10	36	**1:46.548**	8	1:46.960	5	**1:46.548**	1.153	0.136	157.2
21	**111**	Porteiro Motorsport	ESP	Charles Finelli	USA	Bronze	Phillippe Denes	USA	Bronze	Mercedes AMG GT3	AM	2	45	1:47.026	3	**1:46.582**	14	**1:46.582**	1.187	0.034	157.2
22	**28**	Daiko Lazarus Racing	ITA	Toby Sowery	GBR	Silver	Giuseppe Cipriani	ITA	Bronze	Lamborghini Huracan GT3	PROAM	10	10	**1:46.659**	6			**1:46.659**	1.264	0.077	157.1
23	**19**	Imperiale Racing	ITA	Jiatong Liang	CHN	Bronze	Raffaele Giammaria	ITA	Gold	Lamborghini Huracan GT3	PROAM	11	45	1:47.012	9	**1:46.663**	6	**1:46.663**	1.268	0.004	157.1
24	**33**	Rinaldi Racing	DEU	Christian Hook	DEU	Bronze	Dominik Schwager	DEU	Gold	Ferrari 488 GT3	PROAM	12	49	**1:46.664**	14	1:46.698	6	**1:46.664**	1.269	0.001	157.1
25	**3**	RACE / BMW Team Teo M	ESP	Lourenço Beirão da Veiga	PRT	Silver	Juan Cruz Álvarez	ARG	Silver	BMW M6 GT3	PRO	11	43	**1:46.773**	10	1:47.086	10	**1:46.773**	1.378	0.109	156.9
26	**52**	Luzich Racing	USA	Marco Cioci	ITA	Gold	Matt Griffin	IRL	Gold	Ferrari 488 GT3	PRO	12	47	**1:46.806**	14	1:46.813	16	**1:46.806**	1.411	0.033	156.9
27	**91**	Target Racing	ITA	Stefano Costantini	ITA	Bronze	Christoph Lenz	CHE	Bronze	Lamborghini Huracan GT3	AM	3	43	1:48.380	7	**1:47.321**	6	**1:47.321**	1.926	0.515	156.1
28	**5**	Olimp Racing	POL	Stanislaw Jedlinski	POL	Bronze	Malgorzata Rdest	POL	Bronze	Audi R8 LMS	AM	4	45	1:48.416	20	**1:47.341**	15	**1:47.341**	1.946	0.020	156.1
29	**66**	Vincenzo Sospiri Racing	ITA	Giulio Borlenghi	BRA	Bronze	Andrzej Lewandowski	POL	Bronze	Lamborghini Huracan GT3	AM	5	34	**1:47.391**	7	1:48.116	11	**1:47.391**	1.996	0.050	156.0
30	**99**	Sports and You	PRT	Manuel Da Costa	PRT	Bronze	Miguel Sardinha	PRT	Bronze	Mercedes AMG GT3	AM	6	44	1:48.636	9	**1:48.000**	16	**1:48.000**	2.605	0.609	155.1

Published at:.....

Stewards:	**Race Director:**	**Timekeeper:**

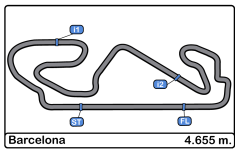

Circuito de Barcelona

International GT Open

Free Practice - 3 - bronze drivers

Provisional Results

Cls	Nº	Entrant/Team	Nat	Driver 1	Nat		Driver 2	Nat		Vehicle	Cat	Cls	Laps	Best	Time	Gap	Interval	Km/h
1	**91**	Target Racing	ITA	Stefano Costantini	ITA	Bronze	Christoph Lenz	CHE	Bronze	Lamborghini Huracan GT3	AM	1	15	**7**	**1:46.376**			157.5
2	**333**	Rinaldi Racing	DEU	Rinat Salikhov	RUS	Bronze	David Perel	ZAF	Silver	Ferrari 488 GT3	PROAM	1	15	**14**	**1:46.478**	0.102	0.102	157.3
3	**20**	SPS Automotive Performance	DEU	Valentin Pierburg	DEU	Bronze	Tom Onslow-Cole	GBR	Gold	Mercedes AMG GT3	PROAM	2	13	**11**	**1:46.612**	0.236	0.134	157.1
4	**16**	Drivex School	ESP	Marcelo Hahn	BRA	Bronze	Allam Khodair	BRA	Gold	Mercedes AMG GT3	PROAM	3	12	**11**	**1:46.746**	0.370	0.134	156.9
5	**27**	Daiko Lazarus Racing	ITA	Fabrizio Crestani	ITA	Silver	Miguel Ramos	PRT	Bronze	Lamborghini Huracan GT3	PROAM	4	12	**8**	**1:46.904**	0.528	0.158	156.7
6	**66**	Vincenzo Sospiri Racing	ITA	Giulio Borlenghi	BRA	Bronze	Andrzej Lewandowski	POL	Bronze	Lamborghini Huracan GT3	AM	2	14	**7**	**1:46.968**	0.592	0.064	156.6
7	**77**	Olimp Racing	POL	Marcin Jedlinski	POL	Bronze	Mateusz Lisowski	POL	Silver	Audi R8 LMS	PROAM	5	14	**12**	**1:47.030**	0.654	0.062	156.5
8	**71**	Luzich Racing	USA	Alexander West	SWE	Bronze	Michele Rugolo	ITA	Gold	Ferrari 488 GT3	PROAM	6	16	**12**	**1:47.080**	0.704	0.050	156.4
9	**36**	Drivex School	ESP	Christian Hahn	BRA	Bronze	Lucas Auer	AUT	Gold	Mercedes AMG GT3	PROAM	7	3	**2**	**1:47.178**	0.802	0.098	156.3
10	**111**	Porteiro Motorsport	ESP	Charles Finelli	USA	Bronze	Phillippe Denes	USA	Bronze	Mercedes AMG GT3	AM	3	16	**8**	**1:47.264**	0.888	0.086	156.2
11	**33**	Rinaldi Racing	DEU	Christian Hook	DEU	Bronze	Dominik Schwager	DEU	Gold	Ferrari 488 GT3	PROAM	8	15	**14**	**1:47.567**	1.191	0.303	155.7
12	**19**	Imperiale Racing	ITA	Jiatong Liang	CHN	Bronze	Raffaele Giammaria	ITA	Gold	Lamborghini Huracan GT3	PROAM	9	13	**9**	**1:47.634**	1.258	0.067	155.6
13	**99**	Sports and You	PRT	Manuel Da Costa	PRT	Bronze	Miguel Sardinha	PRT	Bronze	Mercedes AMG GT3	AM	4	14	**6**	**1:47.811**	1.435	0.177	155.4
14	**72**	Lechner Racing	AUT	Mario Plachutta	AUT	Bronze	Thomas Jäger	DEU	Gold	Mercedes AMG GT3	PROAM	10	14	**12**	**1:47.929**	1.553	0.118	155.2
15	**7**	RACE / BMW Team Teo Martín	ESP	Márcio Basso	BRA	Bronze	Guilherme Salas	BRA	Bronze	BMW M6 GT3	AM	5	14	**10**	**1:49.504**	3.128	1.575	153.0
16	**5**	Olimp Racing	POL	Stanislaw Jedlinski	POL	Bronze	Malgorzata Rdest	POL	Bronze	Audi R8 LMS	AM	6	12	**8**	**1:54.194**	7.818	4.690	146.7

Published at:.....

Track Temp: **23.5 °C** Air Temp: **21.9 °C** Humidity: **66 %** Track Status: **DRY**

Stewards:	**Race Director:**	**Timekeeper:**

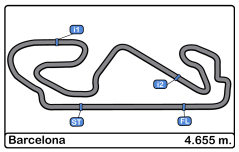

Circuito de Barcelona

International GT Open

Free Practice - 3 - bronze drivers

Provisional Results by Class

Cls	Nº	Entrant/Team	Nat	Driver 1	Nat	Status	Driver 2	Nat	Status	Vehicle	Cat	Cls	Laps	Best	Time	Gap	Interval	Km/h
		PROAM																
1	**333**	Rinaldi Racing	DEU	Rinat Salikhov	RUS	Bronze	David Perel	ZAF	Silver	Ferrari 488 GT3	PROAM	1	15	**14**	**1:46.478**			157.3
2	**20**	SPS Automotive Performance	DEU	Valentin Pierburg	DEU	Bronze	Tom Onslow-Cole	GBR	Gold	Mercedes AMG GT3	PROAM	2	13	**11**	**1:46.612**	0.134	0.134	157.1
3	**16**	Drivex School	ESP	Marcelo Hahn	BRA	Bronze	Allam Khodair	BRA	Gold	Mercedes AMG GT3	PROAM	3	12	**11**	**1:46.746**	0.268	0.134	156.9
4	**27**	Daiko Lazarus Racing	ITA	Fabrizio Crestani	ITA	Silver	Miguel Ramos	PRT	Bronze	Lamborghini Huracan GT3	PROAM	4	12	**8**	**1:46.904**	0.426	0.158	156.7
5	**77**	Olimp Racing	POL	Marcin Jedlinski	POL	Bronze	Mateusz Lisowski	POL	Silver	Audi R8 LMS	PROAM	5	14	**12**	**1:47.030**	0.552	0.126	156.5
6	**71**	Luzich Racing	USA	Alexander West	SWE	Bronze	Michele Rugolo	ITA	Gold	Ferrari 488 GT3	PROAM	6	16	**12**	**1:47.080**	0.602	0.050	156.4
7	**36**	Drivex School	ESP	Christian Hahn	BRA	Bronze	Lucas Auer	AUT	Gold	Mercedes AMG GT3	PROAM	7	3	**2**	**1:47.178**	0.700	0.098	156.3
8	**33**	Rinaldi Racing	DEU	Christian Hook	DEU	Bronze	Dominik Schwager	DEU	Gold	Ferrari 488 GT3	PROAM	8	15	**14**	**1:47.567**	1.089	0.389	155.7
9	**19**	Imperiale Racing	ITA	Jiatong Liang	CHN	Bronze	Raffaele Giammaria	ITA	Gold	Lamborghini Huracan GT3	PROAM	9	13	**9**	**1:47.634**	1.156	0.067	155.6
10	**72**	Lechner Racing	AUT	Mario Plachutta	AUT	Bronze	Thomas Jäger	DEU	Gold	Mercedes AMG GT3	PROAM	10	14	**12**	**1:47.929**	1.451	0.295	155.2
		AM																
1	**91**	Target Racing	ITA	Stefano Costantini	ITA	Bronze	Christoph Lenz	CHE	Bronze	Lamborghini Huracan GT3	AM	1	15	**7**	**1:46.376**			157.5
2	**66**	Vincenzo Sospiri Racing	ITA	Giulio Borlenghi	BRA	Bronze	Andrzej Lewandowski	POL	Bronze	Lamborghini Huracan GT3	AM	2	14	**7**	**1:46.968**	0.592	0.592	156.6
3	**111**	Porteiro Motorsport	ESP	Charles Finelli	USA	Bronze	Phillippe Denes	USA	Bronze	Mercedes AMG GT3	AM	3	16	**8**	**1:47.264**	0.888	0.296	156.2
4	**99**	Sports and You	PRT	Manuel Da Costa	PRT	Bronze	Miguel Sardinha	PRT	Bronze	Mercedes AMG GT3	AM	4	14	**6**	**1:47.811**	1.435	0.547	155.4
5	**7**	RACE / BMW Team Teo Martín	ESP	Márcio Basso	BRA	Bronze	Guilherme Salas	BRA	Bronze	BMW M6 GT3	AM	5	14	**10**	**1:49.504**	3.128	1.693	153.0
6	**5**	Olimp Racing	POL	Stanislaw Jedlinski	POL	Bronze	Malgorzata Rdest	POL	Bronze	Audi R8 LMS	AM	6	12	**8**	**1:54.194**	7.818	4.690	146.7

Published at:.....

Track Temp: **23.5 °C** Air Temp: **21.9 °C** Humidity: **66 %** Track Status: **DRY**

Stewards:	**Race Director:**	**Timekeeper:**

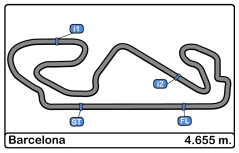

Circuito de Barcelona
International GT Open
Free Practice - 3 - bronze drivers
Lap Analysis

5 — AM
1 Stanislaw Jedlinski — Audi R8 LMS
2 Malgorzata Rdest — Olimp Racing

Lap	D	Time	Sector 1	Sector 2	Sector 3	T. Spd	Elapsed
1		17:26:04.115	17:24:28.649	53.134	42.332	145.1	17:26:04.115
2		2:17.716	P 38.361	46.765	52.590	187.1	17:28:21.831
3		7:00.377	5:35.490	46.341	38.546	182.1	17:35:22.208
4		1:54.876	31.996	44.683	38.197	257.7	17:37:17.084
5		1:55.262	32.595	44.800	37.867	253.5	17:39:12.346
6		2:03.382	P 32.927	44.755	45.700	234.2	17:41:15.728
7		5:11.910	3:48.053	44.838	39.019	181.2	17:46:27.638
8		1:54.194	31.631	44.196	38.367	260.2	17:48:21.832
9		1:57.555	32.804	45.619	39.132	257.7	17:50:19.387
10		1:57.067	33.564	45.268	38.235	254.1	17:52:16.454
11		1:56.044	32.382	45.235	38.427	258.3	17:54:12.498
12		1:56.670	32.435	44.883	39.352	258.3	17:56:09.168
13			33.004	47.141		257.1	

7 — AM
1 Márcio Basso — BMW M6 GT3
2 Guilherme Salas — RACE / BMW Team Teo Martín

Lap	D	Time	Sector 1	Sector 2	Sector 3	T. Spd	Elapsed
1		17:22:18.267	17:20:51.354	48.030	38.883	182.1	17:22:18.267
2		1:54.608	31.978	44.606	38.024	260.8	17:24:12.875
3		1:55.446	31.696	44.202	39.548	262.1	17:26:08.321
4		2:08.493	P 33.550	44.093	50.850	263.4	17:28:16.814
5		6:55.773	5:34.117	45.276	36.380	188.4	17:35:12.587
6		1:50.209	30.813	42.737	36.659	264.7	17:37:02.796
7		1:50.078	30.605	42.818	36.655	264.7	17:38:52.874
8		1:50.046	30.835	42.705	36.506	264.0	17:40:42.920
9		1:49.538	30.740	42.537	36.261	264.7	17:42:32.458
10		1:49.504	30.623	42.478	36.403	264.0	17:44:21.962
11		2:16.363	P 35.223	49.284	51.856	223.1	17:46:38.325
12		3:33.174	P 2:00.012	46.735	46.427	190.8	17:50:11.499
13		3:16.185	P 1:45.274	45.882	45.029	191.4	17:53:27.684
14		3:13.694	P 1:40.617	45.348	47.729	193.5	17:56:41.378

16 — PROAM
1 Marcelo Hahn — Mercedes AMG GT3
2 Allam Khodair — Drivex School

Lap	D	Time	Sector 1	Sector 2	Sector 3	T. Spd	Elapsed
1		17:24:53.611	17:23:35.900	42.438	35.273	188.1	17:24:53.611
2		1:47.888	30.005	41.840	36.043	262.1	17:26:41.499
3		6:20.382	P 30.131	4:45.714	1:04.537	263.4	17:33:01.881
4		4:34.535	3:16.099	42.850	35.586	188.1	17:37:36.416
5		1:47.873	30.298	41.930	35.645	261.5	17:39:24.289
6		1:48.924	30.323	42.719	35.882	262.7	17:41:13.213
7		1:47.666	30.341	41.660	35.665	261.5	17:43:00.879
8		1:52.907	P 30.462	42.031	40.414	262.7	17:44:53.786
9		6:01.893	4:41.680	41.484	38.729	189.4	17:50:55.679
10		1:46.773	30.119	41.297	35.357	262.1	17:52:42.452
11		1:46.746	30.097	41.187	35.462	264.0	17:54:29.198
12		1:47.267	30.025	41.260	35.982	263.4	17:56:16.465
13			33.321	46.897		232.7	

19 — PROAM
1 Jiatong Liang — Lamborghini Huracan GT3
2 Raffaele Giammaria — Imperiale Racing

Lap	D	Time	Sector 1	Sector 2	Sector 3	T. Spd	Elapsed
1		17:23:36.814	17:22:14.792	42.546	39.476	189.4	17:23:36.814
2		1:47.997	30.473	42.027	35.497	258.9	17:25:24.811
3		1:48.040	30.384	41.880	35.776	261.5	17:27:12.851
4		2:02.349	P 30.363	46.942	45.044	262.7	17:29:15.200
5		5:47.661	4:29.481	42.254	35.926	193.2	17:35:02.861
6		1:48.271	30.472	41.883	35.916	263.4	17:36:51.132
7		1:54.162	P 30.574	41.992	41.596	260.8	17:38:45.294
8		3:28.350	2:10.448	42.245	35.657	193.8	17:42:13.644
9		1:47.634	30.163	42.013	35.458	264.0	17:44:01.278
10		1:56.159	P 31.796	42.939	41.424	261.5	17:45:57.437
11		3:22.839	2:03.445	43.104	36.290	191.8	17:49:20.276
12		1:58.279	35.418	43.052	39.809	262.7	17:51:18.555
13		1:51.254	30.280	42.497	38.477	263.4	17:53:09.809
14			30.371	42.429		262.1	

20 — PROAM
1 Valentin Pierburg — Mercedes AMG GT3
2 Tom Onslow-Cole — SPS Automotive Performance

Lap	D	Time	Sector 1	Sector 2	Sector 3	T. Spd	Elapsed
1		17:22:50.245	17:21:31.910	42.542	35.793	191.8	17:22:50.245
2		1:47.527	30.190	41.707	35.630	260.8	17:24:37.772
3		1:47.909	30.197	42.198	35.514	262.1	17:26:25.681
4		1:58.459	P 30.164	41.950	46.345	262.1	17:28:24.140
5		7:34.490	6:16.070	42.650	35.770	192.8	17:35:58.630
6		1:47.404	30.106	41.702	35.596	259.6	17:37:46.034
7		1:47.602	30.157	41.897	35.548	263.4	17:39:33.636
8		1:54.059	P 30.141	42.837	41.081	264.0	17:41:27.695
9		3:50.604	2:32.542	41.383	36.679	194.2	17:45:18.299
10		1:46.814	30.279	41.318	35.217	261.5	17:47:05.113
11		1:46.612	29.926	41.329	35.357	261.5	17:48:51.725
12		1:46.703	29.972	41.364	35.367	262.7	17:50:38.428
13		1:55.566	P 30.232	42.119	43.215	262.1	17:52:33.994

27 — PROAM
1 Fabrizio Crestani — Lamborghini Huracan GT3
2 Miguel Ramos — Daiko Lazarus Racing

Lap	D	Time	Sector 1	Sector 2	Sector 3	T. Spd	Elapsed
1		17:22:15.088	17:20:44.873	50.047	40.168	128.5	17:22:15.088
2		2:01.121	37.614	46.945	36.562	189.4	17:24:16.209
3		1:49.043	30.551	41.964	36.528	264.7	17:26:05.252
4		2:04.857	P 30.417	41.975	52.465	263.4	17:28:10.109
5		6:35.441	5:16.419	42.569	36.453	186.8	17:34:45.550
6		1:47.908	30.173	42.131	35.604	262.7	17:36:33.458
7		1:47.032	30.075	41.757	35.200	264.0	17:38:20.490
8		1:46.904	29.995	41.724	35.185	264.7	17:40:07.394
9		1:48.348	29.922	41.602	36.824	264.7	17:41:55.742
10		1:47.392	30.122	41.740	35.530	262.7	17:43:43.134
11		2:05.582	P 30.086	42.263	53.233	265.3	17:45:48.716
12		4:53.947	P 3:18.304	45.549	50.094	179.1	17:50:42.663

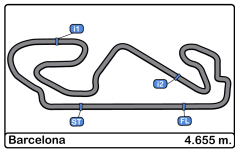

Circuito de Barcelona
International GT Open
Free Practice - 3 - bronze drivers
Lap Analysis

33 — 1 Christian Hook — Ferrari 488 GT3
PROAM — 2 Dominik Schwager — Rinaldi Racing

Lap	D	Time	Sector 1	Sector 2	Sector 3	T. Spd	Elapsed
1		17:23:37.870	P 17:22:11.375	44.611	41.884	76.9	17:23:37.870
2		2:38.522	1:19.683	42.947	35.892	194.9	17:26:16.392
3		2:02.917	P 30.730	42.920	49.267	261.5	17:28:19.309
4		7:34.263	6:14.962	42.949	36.352	193.5	17:35:53.572
5		1:50.025	30.656	42.940	36.429	259.6	17:37:43.597
6		1:48.993	30.662	42.495	35.836	260.8	17:39:32.590
7		1:48.537	30.674	42.165	35.698	262.7	17:41:21.127
8		1:48.420	30.401	42.251	35.768	263.4	17:43:09.547
9		1:54.261	P 30.517	42.813	40.931	263.4	17:45:03.808
10		3:27.120	2:07.444	43.094	36.582	193.5	17:48:30.928
11		1:48.815	30.603	42.503	35.709	262.1	17:50:19.743
12		1:48.262	30.639	42.158	35.465	262.7	17:52:08.005
13		1:48.140	30.494	42.011	35.635	263.4	17:53:56.145
14		1:47.567	30.184	41.961	35.422	262.1	17:55:43.712
15		2:10.792	P 30.394	47.935	52.463	260.8	17:57:54.504

36 — 1 Christian Hahn — Mercedes AMG GT3
PROAM — 2 Lucas Auer — Drivex School

Lap	D	Time	Sector 1	Sector 2	Sector 3	T. Spd	Elapsed
1		17:25:01.349	17:23:31.841	46.300	43.208	185.8	17:25:01.349
2		1:47.178	30.450	41.300	35.428	262.1	17:26:48.527
3		2:03.808	P 29.956	45.248	48.604	264.0	17:28:52.335

66 — 1 Giulio Borlenghi — Lamborghini Huracan GT3
AM — 2 Andrzej Lewandowski — Vincenzo Sospiri Racing

Lap	D	Time	Sector 1	Sector 2	Sector 3	T. Spd	Elapsed
1		17:25:44.192	17:24:25.310	42.827	36.055	191.1	17:25:44.192
2		1:47.420	30.122	41.701	35.597	264.0	17:27:31.612
3		2:08.961	P 35.419	46.928	46.614	263.4	17:29:40.573
4		5:29.585	4:10.397	42.862	36.326	189.8	17:35:10.158
5		1:47.710	30.346	41.940	35.424	264.7	17:36:57.868
6		1:47.065	29.986	41.726	35.353	268.6	17:38:44.933
7		1:46.968	30.083	41.732	35.153	267.3	17:40:31.901
8		1:49.047	30.696	42.536	35.815	266.6	17:42:20.948
9		1:47.736	30.006	41.848	35.882	266.0	17:44:08.684
10		2:03.371	P 30.039	43.614	49.718	268.6	17:46:12.055
11		4:36.856	3:17.920	43.353	35.583	184.3	17:50:48.911
12		1:47.686	30.361	42.041	35.284	266.0	17:52:36.597
13		1:47.161	30.309	41.592	35.260	265.3	17:54:23.758
14		1:47.509	30.327	41.889	35.293	264.7	17:56:11.267
15			32.818	47.721		235.8	

71 — 1 Alexander West — Ferrari 488 GT3
PROAM — 2 Michele Rugolo — Luzich Racing

Lap	D	Time	Sector 1	Sector 2	Sector 3	T. Spd	Elapsed
1		17:22:28.767	17:21:09.256	43.480	36.031	189.8	17:22:28.767
2		1:48.739	30.367	42.514	35.858	262.7	17:24:17.506
3		1:48.730	30.193	42.364	36.173	265.3	17:26:06.236
4		2:05.806	P 30.336	42.472	52.998	265.3	17:28:12.042
5		6:46.873	5:28.915	42.243	35.715	191.4	17:34:58.915
6		1:48.166	30.349	41.944	35.873	264.0	17:36:47.081
7		1:48.099	30.319	41.849	35.931	264.0	17:38:35.180
8		1:48.043	30.375	41.696	35.972	264.0	17:40:23.223
9		1:47.742	30.373	41.671	35.698	263.4	17:42:10.965
10		1:58.595	P 30.726	46.483	41.386	264.0	17:44:09.560
11		3:24.583	2:06.155	42.376	36.052	191.1	17:47:34.143
12		1:47.080	30.229	41.309	35.542	264.7	17:49:21.223
13		1:53.448	32.897	42.657	37.894	266.0	17:51:14.671
14		1:48.062	30.168	41.868	36.026	264.7	17:53:02.733
15		1:47.112	29.961	41.573	35.578	264.0	17:54:49.845
16		2:01.543	P 29.960	41.496	50.087	264.0	17:56:51.388

72 — 1 Mario Plachutta — Mercedes AMG GT3
PROAM — 2 Thomas Jäger — Lechner Racing

Lap	D	Time	Sector 1	Sector 2	Sector 3	T. Spd	Elapsed
1		17:26:54.569	17:25:34.923	43.195	36.451	192.1	17:26:54.569
2		2:11.478	P 30.948	48.418	52.112	262.1	17:29:06.047
3		6:10.575	4:51.198	42.925	36.452	188.4	17:35:16.622
4		1:49.824	31.059	42.734	36.031	260.8	17:37:06.446
5		1:49.038	30.961	42.015	36.062	263.4	17:38:55.484
6		1:48.892	30.821	42.170	35.901	262.7	17:40:44.376
7		1:59.377	P 30.568	44.137	44.672	264.0	17:42:43.753
8		3:32.270	2:13.412	42.862	35.996	194.2	17:46:16.023
9		1:48.525	30.853	41.952	35.720	261.5	17:48:04.548
10		1:48.193	30.793	41.965	35.435	261.5	17:49:52.741
11		1:48.583	30.801	42.224	35.558	262.7	17:51:41.324
12		1:47.929	30.551	41.834	35.544	262.7	17:53:29.253
13		1:47.941	30.509	41.722	35.710	262.1	17:55:17.194
14		2:07.957	P 32.804	46.629	48.524	258.3	17:57:25.151

77 — 1 Marcin Jedlinski — Audi R8 LMS
PROAM — 2 Mateusz Lisowski — Olimp Racing

Lap	D	Time	Sector 1	Sector 2	Sector 3	T. Spd	Elapsed
1		17:24:10.871	17:22:51.568	43.219	36.084	126.7	17:24:10.871
2		1:49.329	30.935	42.562	35.832	261.5	17:26:00.200
3		1:55.630	P 30.586	43.068	41.976	263.4	17:27:55.830
4		7:15.460	5:56.156	43.385	35.919	190.4	17:35:11.290
5		1:49.027	30.599	42.480	35.948	262.1	17:37:00.317
6		1:48.794	30.586	42.361	35.847	264.0	17:38:49.111
7		1:47.933	30.227	42.009	35.697	263.4	17:40:37.044
8		1:54.502	P 30.240	42.614	41.648	264.0	17:42:31.546
9		4:58.030	3:35.848	45.853	36.329	195.6	17:47:29.576
10		1:47.178	30.418	41.595	35.165	262.1	17:49:16.754
11		1:48.792	31.668	41.643	35.481	262.7	17:51:05.546
12		1:47.030	30.239	41.611	35.180	263.4	17:52:52.576
13		1:47.307	30.356	41.669	35.282	262.7	17:54:39.883
14		1:46.765	30.064	41.586	35.115	262.7	17:56:26.648
15			29.892	43.278		262.7	

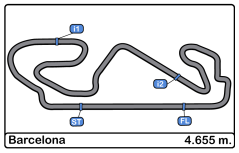

Circuito de Barcelona
International GT Open
Free Practice - 3 - bronze drivers
Lap Analysis

91

1 Stefano Costantini — Lamborghini Huracan GT3
AM — 2 Christoph Lenz — Target Racing

Lap	D	Time	Sector 1	Sector 2	Sector 3	T. Spd	Elapsed
1		17:23:45.649	17:22:24.270	43.690	37.689	192.5	17:23:45.649
2		1:47.448	30.547	41.681	35.220	262.7	17:25:33.097
3		2:04.757	29.971	59.132	35.654	264.0	17:27:37.854
4		2:03.979	P 30.971	45.733	47.275	264.0	17:29:41.833
5		6:35.482	5:08.099	50.182	37.201	193.8	17:36:17.315
6		1:46.474	29.987	41.515	34.972	262.7	17:38:03.789
7		1:46.376	29.826	41.533	35.017	264.0	17:39:50.165
8		1:57.574	P 31.241	43.184	43.149	264.7	17:41:47.739
9		4:37.924	3:17.230	43.892	36.802	187.5	17:46:25.663
10		1:51.251	31.333	43.252	36.666	259.6	17:48:16.914
11		1:49.827	30.949	42.725	36.153	259.6	17:50:06.741
12		1:50.835	31.493	42.748	36.594	260.8	17:51:57.576
13		1:49.634	31.103	42.722	35.809	260.8	17:53:47.210
14		1:49.067	30.622	42.337	36.108	260.8	17:55:36.277
15		2:03.600	P 30.725	43.503	49.372	261.5	17:57:39.877

99

1 Manuel Da Costa — Mercedes AMG GT3
AM — 2 Miguel Sardinha — Sports and You

Lap	D	Time	Sector 1	Sector 2	Sector 3	T. Spd	Elapsed
1		17:22:07.910	17:20:46.174	44.507	37.229	136.1	17:22:07.910
2		1:50.858	31.309	42.892	36.657	257.7	17:23:58.768
3		1:51.086	31.151	43.232	36.703	259.6	17:25:49.854
4		2:02.756	P 31.964	46.277	44.515	260.8	17:27:52.610
5		8:11.142	6:51.767	42.894	36.481	194.2	17:36:03.752
6		1:47.811	30.368	41.670	35.773	260.8	17:37:51.563
7		1:48.345	30.355	42.142	35.848	262.1	17:39:39.908
8		1:48.008	30.292	41.854	35.862	261.5	17:41:27.916
9		1:47.861	30.287	41.865	35.709	260.8	17:43:15.777
10		2:04.340	P 31.157	44.759	48.424	262.7	17:45:20.117
11		4:22.588	3:01.860	43.777	36.951	185.8	17:49:42.705
12		2:06.658	33.930	52.486	40.242	257.7	17:51:49.363
13		1:50.678	31.247	42.782	36.649	258.9	17:53:40.041
14		2:05.615	P 31.337	42.798	51.480	258.9	17:55:45.656

111

1 Charles Finelli — Mercedes AMG GT3
AM — 2 Phillippe Denes — Porteiro Motorsport

Lap	D	Time	Sector 1	Sector 2	Sector 3	T. Spd	Elapsed
1		17:24:03.169	17:22:44.863	42.459	35.847	166.4	17:24:03.169
2		1:47.998	30.470	42.101	35.427	262.1	17:25:51.167
3		1:48.251	30.256	42.409	35.586	264.0	17:27:39.418
4		2:04.908	P 31.191	44.896	48.821	264.7	17:29:44.326
5		5:03.993	3:43.798	42.330	37.865	191.4	17:34:48.319
6		2:07.498	30.190	41.476	55.832	261.5	17:36:55.817
7		1:47.829	30.428	41.742	35.659	258.9	17:38:43.646
8		1:47.264	30.184	41.570	35.510	262.7	17:40:30.910
9		1:52.745	P 30.092	42.377	40.276	262.7	17:42:23.655
10		3:07.912	1:43.499	43.402	41.011	192.1	17:45:31.567
11		1:52.442	31.293	43.485	37.664	260.2	17:47:24.009
12		1:52.586	31.325	43.420	37.841	260.2	17:49:16.595
13		1:54.305	32.552	44.326	37.427	262.1	17:51:10.900
14		1:53.785	31.371	43.610	38.804	260.2	17:53:04.685
15		1:52.367	31.412	43.033	37.922	262.1	17:54:57.052
16		1:56.858	31.423	43.749	41.686	261.5	17:56:53.910
17			32.368	43.486		258.9	

333

1 Rinat Salikhov — Ferrari 488 GT3
PROAM — 2 David Perel — Rinaldi Racing

Lap	D	Time	Sector 1	Sector 2	Sector 3	T. Spd	Elapsed
1		17:24:49.451	17:23:31.379	42.437	35.635	192.5	17:24:49.451
2		1:47.644	30.324	41.739	35.581	264.0	17:26:37.095
3		1:58.816	P 30.185	41.712	46.919	264.0	17:28:35.911
4		6:26.058	5:07.774	41.972	36.312	193.2	17:35:01.969
5		1:47.554	30.079	41.770	35.705	264.7	17:36:49.523
6		1:47.598	30.200	41.841	35.557	265.3	17:38:37.121
7		1:47.413	30.233	41.633	35.547	266.0	17:40:24.534
8		1:48.017	30.647	41.692	35.678	265.3	17:42:12.551
9		1:52.243	P 29.904	42.346	39.993	266.6	17:44:04.794
10		3:05.540	1:46.028	43.848	35.664	193.2	17:47:10.334
11		1:46.773	30.085	41.586	35.102	264.7	17:48:57.107
12		1:47.417	30.220	41.893	35.304	264.7	17:50:44.524
13		1:49.446	31.102	41.868	36.476	265.3	17:52:33.970
14		1:46.478	29.848	41.297	35.333	265.3	17:54:20.448
15		1:48.712	30.070	41.501	37.141	264.7	17:56:09.160
16		2:02.126	P 30.722	44.395	47.009	261.5	17:58:11.286

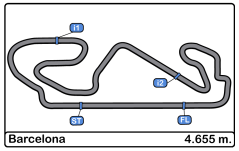

Circuito de Barcelona

International GT Open

Free Practice - 3 - bronze drivers

Best Sectors Results

	Sector - 1			Sector - 2			Sector - 3			Ideal Lap vs Best Lap					
Clas	Nº	Driver	Time	Nº	Driver	Time	Nº	Driver	Time	Clas	Nº	Driver	Ideal Lap	Best Lap	Clas
1	91	Costantini - Lenz	29.826	16	Hahn - Khodair	41.187	91	Costantini - Lenz	34.972	1	333	Salikhov - Perel	1:46.247	1:46.478	2
2	333	Salikhov - Perel	29.848	333	Salikhov - Perel	41.297	333	Salikhov - Perel	35.102	2	91	Costantini - Lenz	1:46.313	1:46.376	1
3	77	Jedlinski - Lisowski	29.892	36	Hahn - Auer	41.300	77	Jedlinski - Lisowski	35.115	3	20	Pierburg - Onslow-Cole	1:46.461	1:46.612	3
4	27	Crestani - Ramos	29.922	71	West - Rugolo	41.309	66	Borlenghi - Lewandowski	35.153	4	16	Hahn - Khodair	1:46.465	1:46.746	4
5	20	Pierburg - Onslow-Cole	29.926	20	Pierburg - Onslow-Cole	41.318	27	Crestani - Ramos	35.185	5	77	Jedlinski - Lisowski	1:46.593	1:47.030	7
6	36	Hahn - Auer	29.956	111	Finelli - Denes	41.476	20	Pierburg - Onslow-Cole	35.217	6	36	Hahn - Auer	1:46.684	1:47.178	9
7	71	West - Rugolo	29.960	91	Costantini - Lenz	41.515	16	Hahn - Khodair	35.273	7	27	Crestani - Ramos	1:46.709	1:46.904	5
8	66	Borlenghi - Lewandowski	29.986	77	Jedlinski - Lisowski	41.586	33	Hook - Schwager	35.422	8	66	Borlenghi - Lewandowski	1:46.731	1:46.968	6
9	16	Hahn - Khodair	30.005	66	Borlenghi - Lewandowski	41.592	111	Finelli - Denes	35.427	9	71	West - Rugolo	1:46.811	1:47.080	8
10	111	Finelli - Denes	30.092	27	Crestani - Ramos	41.602	36	Hahn - Auer	35.428	10	111	Finelli - Denes	1:46.995	1:47.264	10
11	19	Liang - Giammaria	30.163	99	Da Costa - Sardinha	41.670	72	Plachutta - Jäger	35.435	11	19	Liang - Giammaria	1:47.501	1:47.634	12
12	33	Hook - Schwager	30.184	72	Plachutta - Jäger	41.722	19	Liang - Giammaria	35.458	12	33	Hook - Schwager	1:47.567	1:47.567	11
13	99	Da Costa - Sardinha	30.287	19	Liang - Giammaria	41.880	71	West - Rugolo	35.542	13	99	Da Costa - Sardinha	1:47.666	1:47.811	13
14	72	Plachutta - Jäger	30.509	33	Hook - Schwager	41.961	99	Da Costa - Sardinha	35.709	14	72	Plachutta - Jäger	1:47.666	1:47.929	14
15	7	Basso - Salas	30.605	7	Basso - Salas	42.478	7	Basso - Salas	36.261	15	7	Basso - Salas	1:49.344	1:49.504	15
16	5	Jedlinski - Rdest	31.631	5	Jedlinski - Rdest	44.196	5	Jedlinski - Rdest	37.867	16	5	Jedlinski - Rdest	1:53.694	1:54.194	16

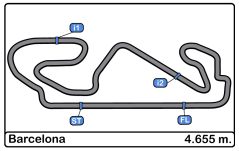

Circuito de Barcelona
International GT Open
Free Practice - 3 - bronze drivers
Best 5 Lap Times

													Best 1		Best 2		Best 3		Best 4		Best 5	
Cl	Nº	Entrant/Team	Nat	Driver 1	Nat	Status	Driver 2	Nat	Status	Vehicle	Cat	Cl	Time	Lap	Time	Lap	Time	Lap	Time	Lap	Time	Lap
1	**91**	Target Racing	ITA	Stefano Costantini	ITA	Bronze	Christoph Lenz	CHE	Bronze	Lamborghini Huracan GT3	AM	1	**1:46.376**	7	1:46.474	6	1:47.448	2	1:49.067	14	1:49.634	13
2	**333**	Rinaldi Racing	DEU	Rinat Salikhov	RUS	Bronze	David Perel	ZAF	Silver	Ferrari 488 GT3	PROAM	1	**1:46.478**	14	1:46.773	11	1:47.413	7	1:47.417	12	1:47.554	5
3	**20**	SPS Automotive Performance	DEU	Valentin Pierburg	DEU	Bronze	Tom Onslow-Cole	GBR	Gold	Mercedes AMG GT3	PROAM	2	**1:46.612**	11	1:46.703	12	1:46.814	10	1:47.404	6	1:47.527	2
4	**16**	Drivex School	ESP	Marcelo Hahn	BRA	Bronze	Allam Khodair	BRA	Gold	Mercedes AMG GT3	PROAM	3	**1:46.746**	11	1:46.773	10	1:47.666	7	1:47.873	5	1:47.888	2
5	**27**	Daiko Lazarus Racing	ITA	Fabrizio Crestani	ITA	Silver	Miguel Ramos	PRT	Bronze	Lamborghini Huracan GT3	PROAM	4	**1:46.904**	8	1:47.032	7	1:47.392	10	1:47.908	6	1:48.348	9
6	**66**	Vincenzo Sospiri Racing	ITA	Giulio Borlenghi	BRA	Bronze	Andrzej Lewandowski	POL	Bronze	Lamborghini Huracan GT3	AM	2	**1:46.968**	7	1:47.065	6	1:47.161	13	1:47.420	2	1:47.686	12
7	**77**	Olimp Racing	POL	Marcin Jedlinski	POL	Bronze	Mateusz Lisowski	POL	Silver	Audi R8 LMS	PROAM	5	**1:47.030**	12	1:47.178	10	1:47.307	13	1:47.933	7	1:48.792	11
8	**71**	Luzich Racing	USA	Alexander West	SWE	Bronze	Michele Rugolo	ITA	Gold	Ferrari 488 GT3	PROAM	6	**1:47.080**	12	1:47.112	15	1:47.742	9	1:48.043	8	1:48.062	14
9	**36**	Drivex School	ESP	Christian Hahn	BRA	Bronze	Lucas Auer	AUT	Gold	Mercedes AMG GT3	PROAM	7	**1:47.178**	2								
10	**111**	Porteiro Motorsport	ESP	Charles Finelli	USA	Bronze	Phillippe Denes	USA	Bronze	Mercedes AMG GT3	AM	3	**1:47.264**	8	1:47.829	7	1:47.998	2	1:52.367	15	1:52.442	11
11	**33**	Rinaldi Racing	DEU	Christian Hook	DEU	Bronze	Dominik Schwager	DEU	Gold	Ferrari 488 GT3	PROAM	8	**1:47.567**	14	1:48.140	13	1:48.262	12	1:48.420	8	1:48.537	7
12	**19**	Imperiale Racing	ITA	Jiatong Liang	CHN	Bronze	Raffaele Giammaria	ITA	Gold	Lamborghini Huracan GT3	PROAM	9	**1:47.634**	9	1:47.997	2	1:48.040	3	1:48.271	6	1:51.254	13
13	**99**	Sports and You	PRT	Manuel Da Costa	PRT	Bronze	Miguel Sardinha	PRT	Bronze	Mercedes AMG GT3	AM	4	**1:47.811**	6	1:47.861	9	1:48.008	8	1:48.345	7	1:50.678	13
14	**72**	Lechner Racing	AUT	Mario Plachutta	AUT	Bronze	Thomas Jäger	DEU	Gold	Mercedes AMG GT3	PROAM	10	**1:47.929**	12	1:47.941	13	1:48.193	10	1:48.525	9	1:48.583	11
15	**7**	RACE / BMW Team Teo Martín	ESP	Márcio Basso	BRA	Bronze	Guilherme Salas	BRA	Bronze	BMW M6 GT3	AM	5	**1:49.504**	10	1:49.538	9	1:50.046	8	1:50.078	7	1:50.209	6
16	**5**	Olimp Racing	POL	Stanislaw Jedlinski	POL	Bronze	Malgorzata Rdest	POL	Bronze	Audi R8 LMS	AM	6	**1:54.194**	8	1:54.876	4	1:55.262	5	1:56.044	11	1:57.067	10

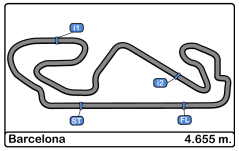

Circuito de Barcelona

International GT Open

Free Practice - 3 - bronze drivers

Best 5 Top Speeds

													Top 1		Top 2		Top 3		Top 4		Top 5		
Cl	Nº	Entrant/Team	Nat	Driver 1	Nat	Status	Driver 2	Nat	Status	Vehicle	Cat	Cl	Km/h	Lap	Km/h	Lap	Km/h	Lap	Km/h	Lap	Km/h	Lap	Avg
1	**66**	Vincenzo Sospiri Racing	ITA	Giulio Borlenghi	BRA	Bronze	Andrzej Lewandowski	POL	Bronze	Lamborghini Huracan GT3	AM	1	**268.6**	6	268.6	10	267.3	7	266.6	8	266.0	9	267.4
2	**333**	Rinaldi Racing	DEU	Rinat Salikhov	RUS	Bronze	David Perel	ZAF	Silver	Ferrari 488 GT3	PROAM	1	**266.6**	9	266.0	7	265.3	6	265.3	8	265.3	13	265.7
3	**71**	Luzich Racing	USA	Alexander West	SWE	Bronze	Michele Rugolo	ITA	Gold	Ferrari 488 GT3	PROAM	2	**266.0**	13	265.3	3	265.3	4	264.7	12	264.7	14	265.2
4	**27**	Daiko Lazarus Racing	ITA	Fabrizio Crestani	ITA	Silver	Miguel Ramos	PRT	Bronze	Lamborghini Huracan GT3	PROAM	3	**265.3**	11	264.7	3	264.7	8	264.7	9	264.0	7	264.7
5	**7**	RACE / BMW Team Teo Martín	ESP	Márcio Basso	BRA	Bronze	Guilherme Salas	BRA	Bronze	BMW M6 GT3	AM	2	**264.7**	6	264.7	7	264.7	9	264.0	8	264.0	10	264.4
6	**91**	Target Racing	ITA	Stefano Costantini	ITA	Bronze	Christoph Lenz	CHE	Bronze	Lamborghini Huracan GT3	AM	3	**264.7**	8	264.0	3	264.0	4	264.0	7	262.7	2	263.9
7	**111**	Porteiro Motorsport	ESP	Charles Finelli	USA	Bronze	Phillippe Denes	USA	Bronze	Mercedes AMG GT3	AM	4	**264.7**	4	264.0	3	262.7	8	262.7	9	262.1	2	263.2
8	**16**	Drivex School	ESP	Marcelo Hahn	BRA	Bronze	Allam Khodair	BRA	Gold	Mercedes AMG GT3	PROAM	4	**264.0**	11	263.4	3	263.4	12	262.7	6	262.7	8	263.2
9	**19**	Imperiale Racing	ITA	Jiatong Liang	CHN	Bronze	Raffaele Giammaria	ITA	Gold	Lamborghini Huracan GT3	PROAM	5	**264.0**	9	263.4	6	263.4	13	262.7	4	262.7	12	263.2
10	**20**	SPS Automotive Performance	DEU	Valentin Pierburg	DEU	Bronze	Tom Onslow-Cole	GBR	Gold	Mercedes AMG GT3	PROAM	6	**264.0**	8	263.4	7	262.7	12	262.1	3	262.1	4	262.9
11	**36**	Drivex School	ESP	Christian Hahn	BRA	Bronze	Lucas Auer	AUT	Gold	Mercedes AMG GT3	PROAM	7	**264.0**	3	262.1	2	185.8	1					237.3
12	**72**	Lechner Racing	AUT	Mario Plachutta	AUT	Bronze	Thomas Jäger	DEU	Gold	Mercedes AMG GT3	PROAM	8	**264.0**	7	263.4	5	262.7	6	262.7	11	262.7	12	263.1
13	**77**	Olimp Racing	POL	Marcin Jedlinski	POL	Bronze	Mateusz Lisowski	POL	Silver	Audi R8 LMS	PROAM	9	**264.0**	6	264.0	8	263.4	3	263.4	7	263.4	12	263.6
14	**33**	Rinaldi Racing	DEU	Christian Hook	DEU	Bronze	Dominik Schwager	DEU	Gold	Ferrari 488 GT3	PROAM	10	**263.4**	8	263.4	9	263.4	13	262.7	7	262.7	12	263.1
15	**99**	Sports and You	PRT	Manuel Da Costa	PRT	Bronze	Miguel Sardinha	PRT	Bronze	Mercedes AMG GT3	AM	5	**262.7**	10	262.1	7	261.5	8	260.8	4	260.8	6	261.6
16	**5**	Olimp Racing	POL	Stanislaw Jedlinski	POL	Bronze	Malgorzata Rdest	POL	Bronze	Audi R8 LMS	AM	6	**260.2**	8	258.3	11	258.3	12	257.7	4	257.7	9	258.5

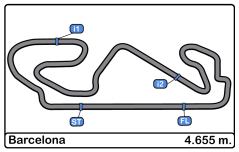

Circuito de Barcelona
International GT Open
Free Practice - 3 - bronze drivers
Fastest Laps Sequence

Lap	Time of Day	Session Time	Nº	Entrant/Team	Nat	Driver 1	Nat	Status	Driver 2	Nat	Status	Vehicle	Cat	Time	Km/h
2	17:23:58.768	3:58.768	**99**	Sports and You	PRT	Manuel Da Costa	PRT	Bronze	Miguel Sardinha	PRT	Bronze	Mercedes AMG GT3	AM	**1:50.858**	151.1
2	17:24:17.506	4:17.506	**71**	Luzich Racing	USA	Alexander West	SWE	Bronze	Michele Rugolo	ITA	Gold	Ferrari 488 GT3	PROAM	**1:48.739**	154.1
2	17:24:37.772	4:37.772	**20**	SPS Automotive Performance	DEU	Valentin Pierburg	DEU	Bronze	Tom Onslow-Cole	GBR	Gold	Mercedes AMG GT3	PROAM	**1:47.527**	155.8
2	17:25:33.097	5:33.097	**91**	Target Racing	ITA	Stefano Costantini	ITA	Bronze	Christoph Lenz	CHE	Bronze	Lamborghini Huracan GT3	AM	**1:47.448**	155.9
2	17:26:48.527	6:48.527	**36**	Drivex School	ESP	Christian Hahn	BRA	Bronze	Lucas Auer	AUT	Gold	Mercedes AMG GT3	PROAM	**1:47.178**	156.3
6	17:38:03.789	18:03.789	**91**	Target Racing	ITA	Stefano Costantini	ITA	Bronze	Christoph Lenz	CHE	Bronze	Lamborghini Huracan GT3	AM	**1:46.474**	157.3
7	17:39:50.165	19:50.165	**91**	Target Racing	ITA	Stefano Costantini	ITA	Bronze	Christoph Lenz	CHE	Bronze	Lamborghini Huracan GT3	AM	**1:46.376**	157.5

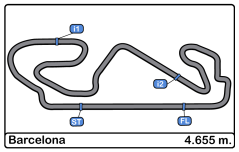

Circuito de Barcelona
International GT Open
Free Practice - 3 - bronze drivers
Event Best Maximum Speed

Nº	Entrant/Team	Nat	Driver 1	Nat	Status	Driver 2	Nat	Status	Vehicle	Cat	Km/h	Session
6	Vincenzo Sospiri Racing	ITA	Kang Ling	CHN	Silver	Philip Keen	GBR	Gold	Lamborghini Huracan GT3	PRO	**271.3**	Free Practice - 2
27	Daiko Lazarus Racing	ITA	Fabrizio Crestani	ITA	Silver	Miguel Ramos	PRT	Bronze	Lamborghini Huracan GT3	PROAM	**270.6**	Free Practice - 1
47	RACE / BMW Team Teo Martín	ESP	Fran Rueda	ESP	Silver	Andrés Saravia	GTM	Silver	BMW M6 GT3	PRO	**270.6**	Free Practice - 1
28	Daiko Lazarus Racing	ITA	Toby Sowery	GBR	Silver	Giuseppe Cipriani	ITA	Bronze	Lamborghini Huracan GT3	PROAM	**270.6**	Free Practice - 1
3	RACE / BMW Team Teo Martín	ESP	Lourenço Beirão da Veiga	PRT	Silver	Juan Cruz Álvarez	ARG	Silver	BMW M6 GT3	PRO	**270.0**	Free Practice - 1
66	Vincenzo Sospiri Racing	ITA	Giulio Borlenghi	BRA	Bronze	Andrzej Lewandowski	POL	Bronze	Lamborghini Huracan GT3	AM	**269.3**	Free Practice - 1
33	Rinaldi Racing	DEU	Christian Hook	DEU	Bronze	Dominik Schwager	DEU	Gold	Ferrari 488 GT3	PROAM	**269.3**	Free Practice - 2
17	Senkyr Motorsport	CZE	Richard Gonda	SVK	Silver	Mikkel Jensen	DNK	Silver	BMW M6 GT3	PRO	**268.6**	Free Practice - 1
51	Luzich Racing	USA	Alessandro Pier Guidi	ITA	Platinum	Mikkel Mac	DNK	Gold	Ferrari 488 GT3	PRO	**268.6**	Free Practice - 1
333	Rinaldi Racing	DEU	Rinat Salikhov	RUS	Bronze	David Perel	ZAF	Silver	Ferrari 488 GT3	PROAM	**267.9**	Free Practice - 1
11	RS Racing	ITA	Daniele Di Amato	ITA	Silver	Andrea Montermini	ITA	Gold	Ferrari 488 GT3	PRO	**267.9**	Free Practice - 1
12	Ombra Racing	ITA	Andrea Rizzoli	ITA	Silver	Damiano Fioravanti	ITA	Silver	Lamborghini Huracan GT3	PRO	**267.9**	Free Practice - 2
36	Drivex School	ESP	Christian Hahn	BRA	Bronze	Lucas Auer	AUT	Gold	Mercedes AMG GT3	PROAM	**267.9**	Free Practice - 2
96	Optimum Motorsport	GBR	Bradley Ellis	GBR	Silver	Oliver Wilkinson	GBR	Bronze	Audi R8 LMS	PROAM	**267.9**	Free Practice - 2
63	Imperiale Racing	ITA	Giovanni Venturini	ITA	Gold	Jeroen Mul	NLD	Silver	Lamborghini Huracan GT3	PRO	**267.3**	Free Practice - 1
52	Luzich Racing	USA	Marco Cioci	ITA	Gold	Matt Griffin	IRL	Gold	Ferrari 488 GT3	PRO	**267.3**	Free Practice - 1
20	SPS Automotive Performance	DEU	Valentin Pierburg	DEU	Bronze	Tom Onslow-Cole	GBR	Gold	Mercedes AMG GT3	PROAM	**267.3**	Free Practice - 2
72	Lechner Racing	AUT	Mario Plachutta	AUT	Bronze	Thomas Jäger	DEU	Gold	Mercedes AMG GT3	PROAM	**267.3**	Free Practice - 2
71	Luzich Racing	USA	Alexander West	SWE	Bronze	Michele Rugolo	ITA	Gold	Ferrari 488 GT3	PROAM	**267.3**	Free Practice - 2
25	Imperiale Racing	ITA	Riccardo Agostini	ITA	Gold	Rik Breukers	NLD	Silver	Lamborghini Huracan GT3	PRO	**266.6**	Free Practice - 1
7	RACE / BMW Team Teo Martín	ESP	Márcio Basso	BRA	Bronze	Guilherme Salas	BRA	Bronze	BMW M6 GT3	AM	**266.6**	Free Practice - 2
19	Imperiale Racing	ITA	Jiatong Liang	CHN	Bronze	Raffaele Giammaria	ITA	Gold	Lamborghini Huracan GT3	PROAM	**266.0**	Free Practice - 1
77	Olimp Racing	POL	Marcin Jedlinski	POL	Bronze	Mateusz Lisowski	POL	Silver	Audi R8 LMS	PROAM	**266.0**	Free Practice - 1
16	Drivex School	ESP	Marcelo Hahn	BRA	Bronze	Allam Khodair	BRA	Gold	Mercedes AMG GT3	PROAM	**266.0**	Free Practice - 1
84	Winward Racing / HTP	USA	Russell Ward	USA	Silver	Indy Dontje	NLD	Silver	Mercedes AMG GT3	PRO	**266.0**	Free Practice - 1
91	Target Racing	ITA	Stefano Costantini	ITA	Bronze	Christoph Lenz	CHE	Bronze	Lamborghini Huracan GT3	AM	**265.3**	Free Practice - 2
90	Target Racing	ITA	Alberto Di Folco	ITA	Silver	Adrian Zaugg	CHE	Silver	Lamborghini Huracan GT3	PRO	**265.3**	Free Practice - 2
99	Sports and You	PRT	Manuel Da Costa	PRT	Bronze	Miguel Sardinha	PRT	Bronze	Mercedes AMG GT3	AM	**264.7**	Free Practice - 2
5	Olimp Racing	POL	Stanislaw Jedlinski	POL	Bronze	Malgorzata Rdest	POL	Bronze	Audi R8 LMS	AM	**264.7**	Free Practice - 2
111	Porteiro Motorsport	ESP	Charles Finelli	USA	Bronze	Phillippe Denes	USA	Bronze	Mercedes AMG GT3	AM	**264.7**	Free Practice - 3 - bronze drivers

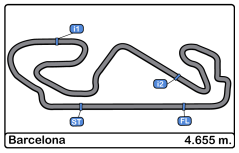

Circuito de Barcelona
International GT Open
Free Practice - 3 - bronze drivers
Pit Stop Analysis

5 — Stanislaw Jedlinski / Malgorzata Rdest — AM — Olimp Racing — Audi R8 LMS

Nr.	In Day Time	In Time	Out Time	Pit Time	T. Pit Time	Handicap	Penalty
1	17:28:19.437	17:28:19.437	17:33:22.314	5:02.877	5:02.877		
2	17:41:13.353	17:41:13.353	17:44:29.358	3:16.005	8:18.882		

7 — Márcio Basso / Guilherme Salas — AM — RACE / BMW Team Teo Martín — BMW M6 GT3

Nr.	In Day Time	In Time	Out Time	Pit Time	T. Pit Time	Handicap	Penalty
1	17:28:14.422	17:28:14.422	17:33:17.172	5:02.750	5:02.750		
2	17:46:35.882	17:46:35.882	17:48:06.011	1:30.129	6:32.879		
3	17:50:09.105	17:50:09.105	17:51:23.696	1:14.591	7:47.470		
4	17:53:25.290	17:53:25.290	17:54:35.934	1:10.644	8:58.114		

16 — Marcelo Hahn / Allam Khodair — PROAM — Drivex School — Mercedes AMG GT3

Nr.	In Day Time	In Time	Out Time	Pit Time	T. Pit Time	Handicap	Penalty
1	17:32:58.759	17:32:58.759	17:35:46.539	2:47.780	2:47.780		
2	17:44:51.185	17:44:51.185	17:49:04.357	4:13.172	7:00.952		

19 — Jiatong Liang / Raffaele Giammaria — PROAM — Imperiale Racing — Lamborghini Huracan GT3

Nr.	In Day Time	In Time	Out Time	Pit Time	T. Pit Time	Handicap	Penalty
1	17:29:12.813	17:29:12.813	17:33:14.615	4:01.802	4:01.802		
2	17:38:42.727	17:38:42.727	17:40:25.549	1:42.822	5:44.624		
3	17:45:55.042	17:45:55.042	17:47:29.739	1:34.697	7:19.321		

20 — Valentin Pierburg / Tom Onslow-Cole — PROAM — SPS Automotive Performance — Mercedes AMG GT3

Nr.	In Day Time	In Time	Out Time	Pit Time	T. Pit Time	Handicap	Penalty
1	17:28:21.686	17:28:21.686	17:34:10.152	5:48.466	5:48.466		
2	17:41:25.093	17:41:25.093	17:43:30.501	2:05.408	7:53.874		

27 — Fabrizio Crestani / Miguel Ramos — PROAM — Daiko Lazarus Racing — Lamborghini Huracan GT3

Nr.	In Day Time	In Time	Out Time	Pit Time	T. Pit Time	Handicap	Penalty
1	17:28:06.859	17:28:06.859	17:32:54.498	4:47.639	4:47.639		
2	17:45:45.382	17:45:45.382	17:48:33.190	2:47.808	7:35.447		

33 — Christian Hook / Dominik Schwager — PROAM — Rinaldi Racing — Ferrari 488 GT3

Nr.	In Day Time	In Time	Out Time	Pit Time	T. Pit Time	Handicap	Penalty
1	17:23:35.376	17:23:35.376	17:24:26.470	51.094	51.094		
2	17:28:16.873	17:28:16.873	17:34:03.531	5:46.658	6:37.752		
3	17:45:01.246	17:45:01.246	17:46:39.837	1:38.591	8:16.343		

66 — Giulio Borlenghi / Andrzej Lewandowski — AM — Vincenzo Sospiri Racing — Lamborghini Huracan GT3

Nr.	In Day Time	In Time	Out Time	Pit Time	T. Pit Time	Handicap	Penalty
1	17:29:36.805	17:29:36.805	17:33:19.482	3:42.677	3:42.677		
2	17:46:08.832	17:46:08.832	17:48:57.298	2:48.466	6:31.143		

71 — Alexander West / Michele Rugolo — PROAM — Luzich Racing — Ferrari 488 GT3

Nr.	In Day Time	In Time	Out Time	Pit Time	T. Pit Time	Handicap	Penalty
1	17:28:08.582	17:28:08.582	17:33:10.424	5:01.842	5:01.842		
2	17:44:06.863	17:44:06.863	17:45:44.713	1:37.850	6:39.692		

72 — Mario Plachutta / Thomas Jäger — PROAM — Lechner Racing — Mercedes AMG GT3

Nr.	In Day Time	In Time	Out Time	Pit Time	T. Pit Time	Handicap	Penalty
1	17:29:03.831	17:29:03.831	17:33:23.876	4:20.045	4:20.045		
2	17:42:41.301	17:42:41.301	17:44:21.821	1:40.520	6:00.565		

77 — Marcin Jedlinski / Mateusz Lisowski — PROAM — Olimp Racing — Audi R8 LMS

Nr.	In Day Time	In Time	Out Time	Pit Time	T. Pit Time	Handicap	Penalty
1	17:27:53.142	17:27:53.142	17:33:21.329	5:28.187	5:28.187		
2	17:42:28.560	17:42:28.560	17:45:37.347	3:08.787	8:36.974		

91 — Stefano Costantini / Christoph Lenz — AM — Target Racing — Lamborghini Huracan GT3

Nr.	In Day Time	In Time	Out Time	Pit Time	T. Pit Time	Handicap	Penalty
1	17:29:38.345	17:29:38.345	17:34:19.842	4:41.497	4:41.497		
2	17:41:45.327	17:41:45.327	17:44:33.294	2:47.967	7:29.464		

99 — Manuel Da Costa / Miguel Sardinha — AM — Sports and You — Mercedes AMG GT3

Nr.	In Day Time	In Time	Out Time	Pit Time	T. Pit Time	Handicap	Penalty
1	17:27:49.777	17:27:49.777	17:34:13.679	6:23.902	6:23.902		
2	17:45:17.492	17:45:17.492	17:47:48.224	2:30.732	8:54.634		

111 — Charles Finelli / Phillippe Denes — AM — Porteiro Motorsport — Mercedes AMG GT3

Nr.	In Day Time	In Time	Out Time	Pit Time	T. Pit Time	Handicap	Penalty
1	17:29:41.890	17:29:41.890	17:32:57.559	3:15.669	3:15.669		
2	17:42:21.239	17:42:21.239	17:43:35.849	1:14.610	4:30.279		

333 — Rinat Salikhov / David Perel — PROAM — Rinaldi Racing — Ferrari 488 GT3

Nr.	In Day Time	In Time	Out Time	Pit Time	T. Pit Time	Handicap	Penalty
1	17:28:33.469	17:28:33.469	17:33:13.450	4:39.981	4:39.981		
2	17:44:02.345	17:44:02.345	17:45:17.106	1:14.761	5:54.742		

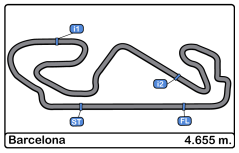

Circuito de Barcelona
International GT Open
Free Practice - 3 - bronze drivers
Weather Report

Air Temperature

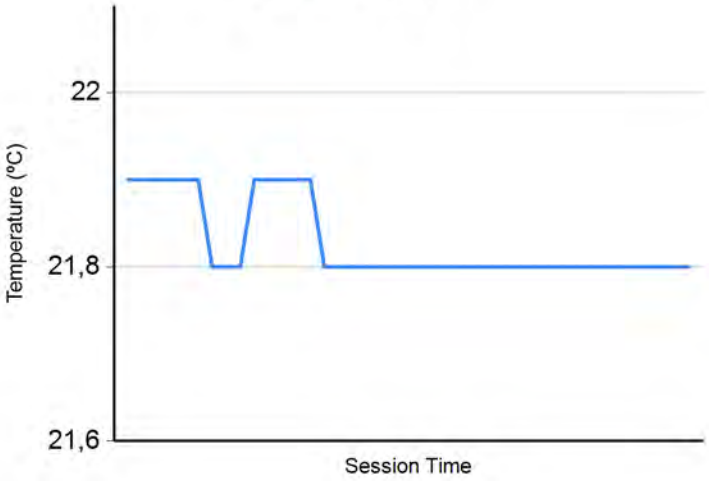

Track Temperature

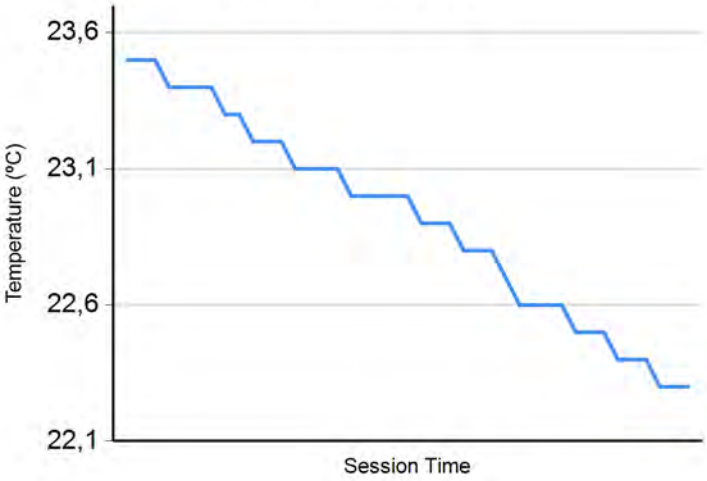

Humidity

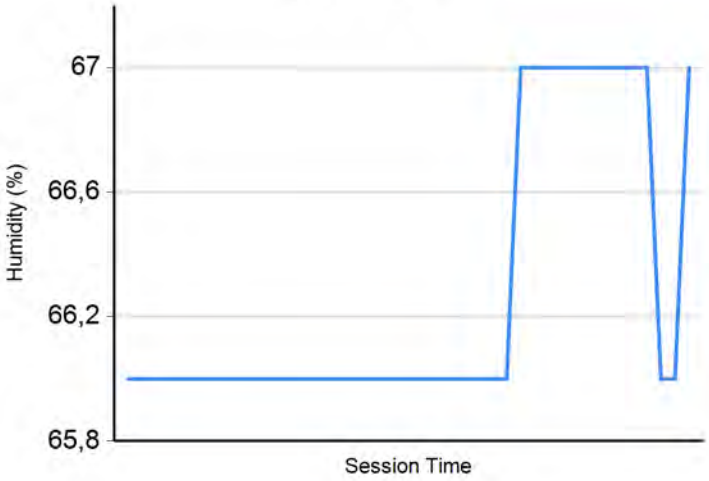

Pressure

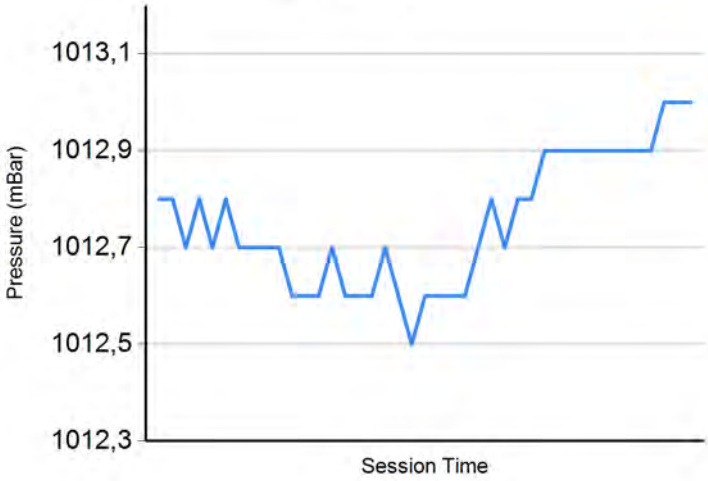

Wind Speed

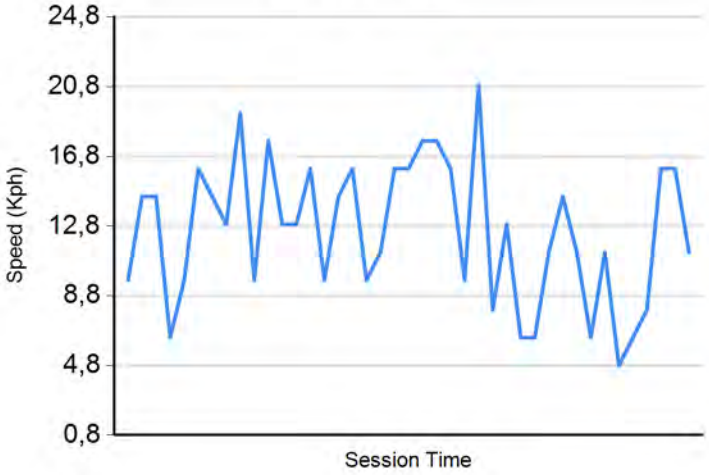

Wind direction

North = 0º/360º Est = 90º South = 180º West= 270º

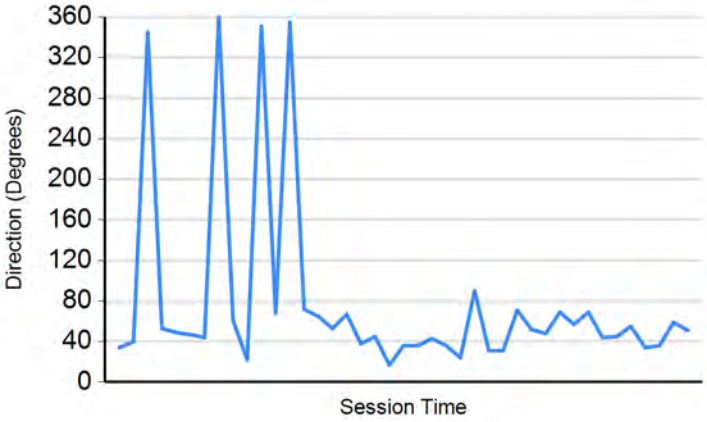

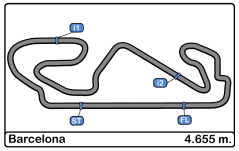

Circuito de Barcelona
International GT Open
Free Practice 1 - 2 - 3
Results

Cls	Nº	Entrant/Team	Nat	Driver 1	Nat	Status	Driver 2	Nat	Status	Vehicle	Cat	Cls	Laps	Free Practice - 1		Free Practice - 2		Free Practice - 3 - bronze drivers		Best	Gap	Interval	Km/h
1	**72**	Lechner Racing	AUT	Mario Plachutta	AUT	Bronze	Thomas Jäger	DEU	Gold	Mercedes AMG GT3	PROAM	1	57	1:46.308	11	**1:45.395**	20	1:47.929	12	**1:45.395**			159.0
2	**17**	Senkyr Motorsport	CZE	Richard Gonda	SVK	Silver	Mikkel Jensen	DNK	Silver	BMW M6 GT3	PRO	1	37	1:47.701	17	**1:45.492**	17			**1:45.492**	0.097	0.097	158.8
3	**20**	SPS Automotive Performance	DEU	Valentin Pierburg	DEU	Bronze	Tom Onslow-Cole	GBR	Gold	Mercedes AMG GT3	PROAM	2	46	1:48.752	4	**1:45.585**	15	1:46.612	11	**1:45.585**	0.190	0.093	158.7
4	**63**	Imperiale Racing	ITA	Giovanni Venturini	ITA	Gold	Jeroen Mul	NLD	Silver	Lamborghini Huracan GT3	PRO	2	41	1:46.351	16	**1:45.600**	14			**1:45.600**	0.205	0.015	158.6
5	**84**	Winward Racing / HTP	USA	Russell Ward	USA	Silver	Indy Dontje	NLD	Silver	Mercedes AMG GT3	PRO	3	46	1:47.080	19	**1:45.821**	5			**1:45.821**	0.426	0.221	158.3
6	**71**	Luzich Racing	USA	Alexander West	SWE	Bronze	Michele Rugolo	ITA	Gold	Ferrari 488 GT3	PROAM	3	62	1:47.237	9	**1:45.869**	14	1:47.080	12	**1:45.869**	0.474	0.048	158.2
7	**12**	Ombra Racing	ITA	Andrea Rizzoli	ITA	Silver	Damiano Fioravanti	ITA	Silver	Lamborghini Huracan GT3	PRO	4	44	1:46.853	6	**1:45.938**	20			**1:45.938**	0.543	0.069	158.1
8	**333**	Rinaldi Racing	DEU	Rinat Salikhov	RUS	Bronze	David Perel	ZAF	Silver	Ferrari 488 GT3	PROAM	4	62	1:46.634	18	**1:45.950**	7	1:46.478	14	**1:45.950**	0.555	0.012	158.1
9	**36**	Drivex School	ESP	Christian Hahn	BRA	Bronze	Lucas Auer	AUT	Gold	Mercedes AMG GT3	PROAM	5	47	**1:45.957**	11	1:45.990	14	1:47.178	2	**1:45.957**	0.562	0.007	158.1
10	**96**	Optimum Motorsport	GBR	Bradley Ellis	GBR	Silver	Oliver Wilkinson	GBR	Bronze	Audi R8 LMS	PROAM	6	45	1:46.500	21	**1:46.021**	21			**1:46.021**	0.626	0.064	158.0
11	**6**	Vincenzo Sospiri Racing	ITA	Kang Ling	CHN	Silver	Philip Keen	GBR	Gold	Lamborghini Huracan GT3	PRO	5	46	**1:46.073**	17	1:46.205	5			**1:46.073**	0.678	0.052	157.9
12	**77**	Olimp Racing	POL	Marcin Jedlinski	POL	Bronze	Mateusz Lisowski	POL	Silver	Audi R8 LMS	PROAM	7	63	1:46.307	21	**1:46.138**	15	1:47.030	12	**1:46.138**	0.743	0.065	157.8
13	**27**	Daiko Lazarus Racing	ITA	Fabrizio Crestani	ITA	Silver	Miguel Ramos	PRT	Bronze	Lamborghini Huracan GT3	PROAM	8	54	1:46.504	2	**1:46.144**	20	1:46.904	8	**1:46.144**	0.749	0.006	157.8
14	**25**	Imperiale Racing	ITA	Riccardo Agostini	ITA	Gold	Rik Breukers	NLD	Silver	Lamborghini Huracan GT3	PRO	6	46	1:46.438	21	**1:46.176**	4			**1:46.176**	0.781	0.032	157.8
15	**16**	Drivex School	ESP	Marcelo Hahn	BRA	Bronze	Allam Khodair	BRA	Gold	Mercedes AMG GT3	PROAM	9	58	1:46.401	17	**1:46.264**	12	1:46.746	11	**1:46.264**	0.869	0.088	157.7
16	**7**	RACE / BMW Team Teo Martín	ESP	Márcio Basso	BRA	Bronze	Guilherme Salas	BRA	Bronze	BMW M6 GT3	AM	1	59	1:50.841	22	**1:46.271**	14	1:49.504	10	**1:46.271**	0.876	0.007	157.6
17	**11**	RS Racing	ITA	Daniele Di Amato	ITA	Silver	Andrea Montermini	ITA	Gold	Ferrari 488 GT3	PRO	7	47	1:46.843	22	**1:46.309**	22			**1:46.309**	0.914	0.038	157.6
18	**91**	Target Racing	ITA	Stefano Costantini	ITA	Bronze	Christoph Lenz	CHE	Bronze	Lamborghini Huracan GT3	AM	2	58	1:48.380	7	1:47.321	6	**1:46.376**	7	**1:46.376**	0.981	0.067	157.5
19	**51**	Luzich Racing	USA	Alessandro Pier Guidi	ITA	Platinum	Mikkel Mac	DNK	Gold	Ferrari 488 GT3	PRO	8	47	**1:46.383**	20	1:46.631	7			**1:46.383**	0.988	0.007	157.5
20	**47**	RACE / BMW Team Teo Martín	ESP	Fran Rueda	ESP	Silver	Andrés Saravia	GTM	Silver	BMW M6 GT3	PRO	9	49	1:46.712	11	**1:46.412**	2			**1:46.412**	1.017	0.029	157.4
21	**90**	Target Racing	ITA	Alberto Di Folco	ITA	Silver	Adrian Zaugg	CHE	Silver	Lamborghini Huracan GT3	PRO	10	36	**1:46.548**	8	1:46.960	5			**1:46.548**	1.153	0.136	157.2
22	**111**	Porteiro Motorsport	ESP	Charles Finelli	USA	Bronze	Phillippe Denes	USA	Bronze	Mercedes AMG GT3	AM	3	62	1:47.026	3	**1:46.582**	14	1:47.264	8	**1:46.582**	1.187	0.034	157.2
23	**28**	Daiko Lazarus Racing	ITA	Toby Sowery	GBR	Silver	Giuseppe Cipriani	ITA	Bronze	Lamborghini Huracan GT3	PROAM	10	10	**1:46.659**	6					**1:46.659**	1.264	0.077	157.1
24	**19**	Imperiale Racing	ITA	Jiatong Liang	CHN	Bronze	Raffaele Giammaria	ITA	Gold	Lamborghini Huracan GT3	PROAM	11	58	1:47.012	9	**1:46.663**	6	1:47.634	9	**1:46.663**	1.268	0.004	157.1
25	**33**	Rinaldi Racing	DEU	Christian Hook	DEU	Bronze	Dominik Schwager	DEU	Gold	Ferrari 488 GT3	PROAM	12	64	**1:46.664**	14	1:46.698	6	1:47.567	14	**1:46.664**	1.269	0.001	157.1
26	**3**	RACE / BMW Team Teo Martín	ESP	Lourenço Beirão da Veiga	PRT	Silver	Juan Cruz Álvarez	ARG	Silver	BMW M6 GT3	PRO	11	43	**1:46.773**	10	1:47.086	10			**1:46.773**	1.378	0.109	156.9
27	**52**	Luzich Racing	USA	Marco Cioci	ITA	Gold	Matt Griffin	IRL	Gold	Ferrari 488 GT3	PRO	12	47	**1:46.806**	14	1:46.813	16			**1:46.806**	1.411	0.033	156.9
28	**66**	Vincenzo Sospiri Racing	ITA	Giulio Borlenghi	BRA	Bronze	Andrzej Lewandowski	POL	Bronze	Lamborghini Huracan GT3	AM	4	49	1:47.391	7	1:48.116	11	**1:46.968**	7	**1:46.968**	1.573	0.162	156.6
29	**5**	Olimp Racing	POL	Stanislaw Jedlinski	POL	Bronze	Malgorzata Rdest	POL	Bronze	Audi R8 LMS	AM	5	58	1:48.416	20	**1:47.341**	15	1:54.194	8	**1:47.341**	1.946	0.373	156.1
30	**99**	Sports and You	PRT	Manuel Da Costa	PRT	Bronze	Miguel Sardinha	PRT	Bronze	Mercedes AMG GT3	AM	6	58	1:48.636	9	1:48.000	16	**1:47.811**	6	**1:47.811**	2.416	0.470	155.4

Published at:.....

Stewards:	Race Director:	Timekeeper:

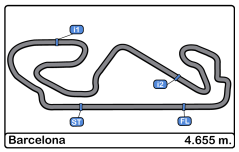

Circuito de Barcelona
International GT Open
Qualifying - 1 Driver - 1
Provisional Results

Cls	Nº	Entrant/Team	Nat	Driver 1	Nat		Driver 2	Nat		Vehicle	Cat	Cls	Laps	Best	Time	Gap	Interval	Km/h
1	**20**	SPS Automotive Performance	DEU	Valentin Pierburg	DEU	Bronze	**Tom Onslow-Cole**	GBR	Gold	Mercedes AMG GT3	PROAM	1	12	**8**	**1:43.404**			162.0
2	**27**	Daiko Lazarus Racing	ITA	**Fabrizio Crestani**	ITA	Silver	Miguel Ramos	PRT	Bronze	Lamborghini Huracan GT3	PROAM	2	8	**6**	**1:43.496**	0.092	0.092	161.9
3	**12**	Ombra Racing	ITA	Andrea Rizzoli	ITA	Silver	**Damiano Fioravanti**	ITA	Silver	Lamborghini Huracan GT3	PRO	1	9	**7**	**1:43.671**	0.267	0.175	161.6
4	**25**	Imperiale Racing	ITA	Riccardo Agostini	ITA	Gold	**Rik Breukers**	NLD	Silver	Lamborghini Huracan GT3	PRO	2	13	**10**	**1:43.818**	0.414	0.147	161.4
5	**51**	Luzich Racing	USA	Alessandro Pier Guidi	ITA	Platinum	**Mikkel Mac**	DNK	Gold	Ferrari 488 GT3	PRO	3	11	**8**	**1:44.020**	0.616	0.202	161.1
6	**77**	Olimp Racing	POL	Marcin Jedlinski	POL	Bronze	**Mateusz Lisowski**	POL	Silver	Audi R8 LMS	PROAM	3	11	**7**	**1:44.053**	0.649	0.033	161.0
7	**16**	Drivex School	ESP	Marcelo Hahn	BRA	Bronze	**Allam Khodair**	BRA	Gold	Mercedes AMG GT3	PROAM	4	12	**9**	**1:44.103**	0.699	0.050	160.9
8	**17**	Senkyr Motorsport	CZE	**Richard Gonda**	SVK	Silver	Mikkel Jensen	DNK	Silver	BMW M6 GT3	PRO	4	9	**6**	**1:44.112**	0.708	0.009	160.9
9	**96**	Optimum Motorsport	GBR	**Bradley Ellis**	GBR	Silver	Oliver Wilkinson	GBR	Bronze	Audi R8 LMS	PROAM	5	13	**9**	**1:44.144**	0.740	0.032	160.9
10	**63**	Imperiale Racing	ITA	Giovanni Venturini	ITA	Gold	**Jeroen Mul**	NLD	Silver	Lamborghini Huracan GT3	PRO	5	10	**2**	**1:44.226**	0.822	0.082	160.7
11	**6**	Vincenzo Sospiri Racing	ITA	Kang Ling	CHN	Silver	**Philip Keen**	GBR	Gold	Lamborghini Huracan GT3	PRO	6	10	**7**	**1:44.233**	0.829	0.007	160.7
12	**333**	Rinaldi Racing	DEU	Rinat Salikhov	RUS	Bronze	**David Perel**	ZAF	Silver	Ferrari 488 GT3	PROAM	6	11	**8**	**1:44.358**	0.954	0.125	160.5
13	**84**	Winward Racing / HTP	USA	Russell Ward	USA	Silver	**Indy Dontje**	NLD	Silver	Mercedes AMG GT3	PRO	7	14	**4**	**1:44.451**	1.047	0.093	160.4
14	**33**	Rinaldi Racing	DEU	Christian Hook	DEU	Bronze	**Dominik Schwager**	DEU	Gold	Ferrari 488 GT3	PROAM	7	13	**11**	**1:44.478**	1.074	0.027	160.3
15	**28**	Daiko Lazarus Racing	ITA	**Toby Sowery**	GBR	Silver	Giuseppe Cipriani	ITA	Bronze	Lamborghini Huracan GT3	PROAM	8	13	**9**	**1:44.604**	1.200	0.126	160.2
16	**47**	RACE / BMW Team Teo Martín	ESP	Fran Rueda	ESP	Silver	**Andrés Saravia**	GTM	Silver	BMW M6 GT3	PRO	8	11	**10**	**1:44.890**	1.486	0.286	159.7
17	**52**	Luzich Racing	USA	**Marco Cioci**	ITA	Gold	Matt Griffin	IRL	Gold	Ferrari 488 GT3	PRO	9	12	**8**	**1:44.986**	1.582	0.096	159.6
18	**11**	RS Racing	ITA	Daniele Di Amato	ITA	Silver	**Andrea Montermini**	ITA	Gold	Ferrari 488 GT3	PRO	10	3	**3**	**1:45.127**	1.723	0.141	159.4
19	**91**	Target Racing	ITA	Stefano Costantini	ITA	Bronze				Lamborghini Huracan GT3	AM	1	13	**11**	**1:45.129**	1.725	0.002	159.4
20	**90**	Target Racing	ITA	Alberto Di Folco	ITA	Silver	**Adrian Zaugg**	CHE	Silver	Lamborghini Huracan GT3	PRO	11	11	**10**	**1:45.162**	1.758	0.033	159.3
21	**36**	Drivex School	ESP	**Christian Hahn**	BRA	Bronze	Lucas Auer	AUT	Gold	Mercedes AMG GT3	PROAM	9	15	**5**	**1:45.194**	1.790	0.032	159.3
22	**3**	RACE / BMW Team Teo Martín	ESP	**Lourenço Beirão da Veiga**	PRT	Silver	Juan Cruz Álvarez	ARG	Silver	BMW M6 GT3	PRO	12	12	**9**	**1:45.262**	1.858	0.068	159.2
23	**71**	Luzich Racing	USA	**Alexander West**	SWE	Bronze	Michele Rugolo	ITA	Gold	Ferrari 488 GT3	PROAM	10	12	**8**	**1:45.898**	2.494	0.636	158.2
24	**99**	Sports and You	PRT	**Manuel Da Costa**	PRT	Bronze	Miguel Sardinha	PRT	Bronze	Mercedes AMG GT3	AM	2	13	**11**	**1:45.986**	2.582	0.088	158.1
25	**19**	Imperiale Racing	ITA	**Jiatong Liang**	CHN	Bronze	Raffaele Giammaria	ITA	Gold	Lamborghini Huracan GT3	PROAM	11	13	**12**	**1:46.090**	2.686	0.104	157.9
26	**66**	Vincenzo Sospiri Racing	ITA	Giulio Borlenghi	BRA	Bronze	**Andrzej Lewandowski**	POL	Bronze	Lamborghini Huracan GT3	AM	3	8	**4**	**1:46.157**	2.753	0.067	157.8
27	**5**	Olimp Racing	POL	Stanislaw Jedlinski	POL	Bronze	**Malgorzata Rdest**	POL	Bronze	Audi R8 LMS	AM	4	13	**10**	**1:46.213**	2.809	0.056	157.7
28	**72**	Lechner Racing	AUT	**Mario Plachutta**	AUT	Bronze	Thomas Jäger	DEU	Gold	Mercedes AMG GT3	PROAM	12	10	**7**	**1:46.620**	3.216	0.407	157.1
29	**7**	RACE / BMW Team Teo Martín	ESP	**Márcio Basso**	BRA	Bronze	Guilherme Salas	BRA	Bronze	BMW M6 GT3	AM	5	15	**11**	**1:47.757**	4.353	1.137	155.5
30	**111**	Porteiro Motorsport	ESP	**Charles Finelli**	USA	Bronze	Phillippe Denes	USA	Bronze	Mercedes AMG GT3	AM	6	9	**4**	**1:49.322**	5.918	1.565	153.2

AFTER INVESTIGATION LAP TIME 1:43.818 CAR 25 WAS CORRECT

Published at:.....

Track Temp: **18.3 °C** Air Temp: **21.0 °C** Humidity: **69 %** Track Status: **WET**

Stewards:	**Race Director:**	**Timekeeper:**

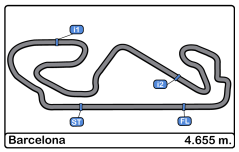

Circuito de Barcelona
International GT Open
Qualifying - 1 Driver - 1
Provisional Results by Class

Cls	Nº	Entrant/Team	Nat	Driver 1	Nat	Status	Driver 2	Nat	Status	Vehicle	Cat	Cls	Laps	Best	Time	Gap	Interval	Km/h
		PRO																
1	**12**	Ombra Racing	ITA	Andrea Rizzoli	ITA	Silver	**Damiano Fioravanti**	ITA	Silver	Lamborghini Huracan GT3	PRO	1	9	**7**	**1:43.671**			161.6
2	**25**	Imperiale Racing	ITA	Riccardo Agostini	ITA	Gold	**Rik Breukers**	NLD	Silver	Lamborghini Huracan GT3	PRO	2	13	**10**	**1:43.818**	0.147	0.147	161.4
3	**51**	Luzich Racing	USA	Alessandro Pier Guidi	ITA	Platinum	**Mikkel Mac**	DNK	Gold	Ferrari 488 GT3	PRO	3	11	**8**	**1:44.020**	0.349	0.202	161.1
4	**17**	Senkyr Motorsport	CZE	**Richard Gonda**	SVK	Silver	Mikkel Jensen	DNK	Silver	BMW M6 GT3	PRO	4	9	**6**	**1:44.112**	0.441	0.092	160.9
5	**63**	Imperiale Racing	ITA	Giovanni Venturini	ITA	Gold	**Jeroen Mul**	NLD	Silver	Lamborghini Huracan GT3	PRO	5	10	**2**	**1:44.226**	0.555	0.114	160.7
6	**6**	Vincenzo Sospiri Racing	ITA	Kang Ling	CHN	Silver	**Philip Keen**	GBR	Gold	Lamborghini Huracan GT3	PRO	6	10	**7**	**1:44.233**	0.562	0.007	160.7
7	**84**	Winward Racing / HTP	USA	Russell Ward	USA	Silver	**Indy Dontje**	NLD	Silver	Mercedes AMG GT3	PRO	7	14	**4**	**1:44.451**	0.780	0.218	160.4
8	**47**	RACE / BMW Team Teo Martín	ESP	Fran Rueda	ESP	Silver	**Andrés Saravia**	GTM	Silver	BMW M6 GT3	PRO	8	11	**10**	**1:44.890**	1.219	0.439	159.7
9	**52**	Luzich Racing	USA	**Marco Cioci**	ITA	Gold	Matt Griffin	IRL	Gold	Ferrari 488 GT3	PRO	9	12	**8**	**1:44.986**	1.315	0.096	159.6
10	**11**	RS Racing	ITA	Daniele Di Amato	ITA	Silver	**Andrea Montermini**	ITA	Gold	Ferrari 488 GT3	PRO	10	3	**3**	**1:45.127**	1.456	0.141	159.4
11	**90**	Target Racing	ITA	Alberto Di Folco	ITA	Silver	**Adrian Zaugg**	CHE	Silver	Lamborghini Huracan GT3	PRO	11	11	**10**	**1:45.162**	1.491	0.035	159.3
12	**3**	RACE / BMW Team Teo Martín	ESP	**Lourenço Beirão da Veiga**	PRT	Silver	Juan Cruz Álvarez	ARG	Silver	BMW M6 GT3	PRO	12	12	**9**	**1:45.262**	1.591	0.100	159.2
		PROAM																
1	**20**	SPS Automotive Performance	DEU	Valentin Pierburg	DEU	Bronze	**Tom Onslow-Cole**	GBR	Gold	Mercedes AMG GT3	PROAM	1	12	**8**	**1:43.404**			162.0
2	**27**	Daiko Lazarus Racing	ITA	**Fabrizio Crestani**	ITA	Silver	Miguel Ramos	PRT	Bronze	Lamborghini Huracan GT3	PROAM	2	8	**6**	**1:43.496**	0.092	0.092	161.9
3	**77**	Olimp Racing	POL	Marcin Jedlinski	POL	Bronze	**Mateusz Lisowski**	POL	Silver	Audi R8 LMS	PROAM	3	11	**7**	**1:44.053**	0.649	0.557	161.0
4	**16**	Drivex School	ESP	Marcelo Hahn	BRA	Bronze	**Allam Khodair**	BRA	Gold	Mercedes AMG GT3	PROAM	4	12	**9**	**1:44.103**	0.699	0.050	160.9
5	**96**	Optimum Motorsport	GBR	**Bradley Ellis**	GBR	Silver	Oliver Wilkinson	GBR	Bronze	Audi R8 LMS	PROAM	5	13	**9**	**1:44.144**	0.740	0.041	160.9
6	**333**	Rinaldi Racing	DEU	Rinat Salikhov	RUS	Bronze	**David Perel**	ZAF	Silver	Ferrari 488 GT3	PROAM	6	11	**8**	**1:44.358**	0.954	0.214	160.5
7	**33**	Rinaldi Racing	DEU	Christian Hook	DEU	Bronze	**Dominik Schwager**	DEU	Gold	Ferrari 488 GT3	PROAM	7	13	**11**	**1:44.478**	1.074	0.120	160.3
8	**28**	Daiko Lazarus Racing	ITA	**Toby Sowery**	GBR	Silver	Giuseppe Cipriani	ITA	Bronze	Lamborghini Huracan GT3	PROAM	8	13	**9**	**1:44.604**	1.200	0.126	160.2
9	**36**	Drivex School	ESP	**Christian Hahn**	BRA	Bronze	Lucas Auer	AUT	Gold	Mercedes AMG GT3	PROAM	9	15	**5**	**1:45.194**	1.790	0.590	159.3
10	**71**	Luzich Racing	USA	**Alexander West**	SWE	Bronze	Michele Rugolo	ITA	Gold	Ferrari 488 GT3	PROAM	10	12	**8**	**1:45.898**	2.494	0.704	158.2
11	**19**	Imperiale Racing	ITA	**Jiatong Liang**	CHN	Bronze	Raffaele Giammaria	ITA	Gold	Lamborghini Huracan GT3	PROAM	11	13	**12**	**1:46.090**	2.686	0.192	157.9
12	**72**	Lechner Racing	AUT	**Mario Plachutta**	AUT	Bronze	Thomas Jäger	DEU	Gold	Mercedes AMG GT3	PROAM	12	10	**7**	**1:46.620**	3.216	0.530	157.1
		AM																
1	**91**	Target Racing	ITA	Stefano Costantini	ITA	Bronze				Lamborghini Huracan GT3	AM	1	13	**11**	**1:45.129**			159.4
2	**99**	Sports and You	PRT	**Manuel Da Costa**	PRT	Bronze	Miguel Sardinha	PRT	Bronze	Mercedes AMG GT3	AM	2	13	**11**	**1:45.986**	0.857	0.857	158.1
3	**66**	Vincenzo Sospiri Racing	ITA	Giulio Borlenghi	BRA	Bronze	**Andrzej Lewandowski**	POL	Bronze	Lamborghini Huracan GT3	AM	3	8	**4**	**1:46.157**	1.028	0.171	157.8
4	**5**	Olimp Racing	POL	Stanislaw Jedlinski	POL	Bronze	**Malgorzata Rdest**	POL	Bronze	Audi R8 LMS	AM	4	13	**10**	**1:46.213**	1.084	0.056	157.7
5	**7**	RACE / BMW Team Teo Martín	ESP	**Márcio Basso**	BRA	Bronze	Guilherme Salas	BRA	Bronze	BMW M6 GT3	AM	5	15	**11**	**1:47.757**	2.628	1.544	155.5
6	**111**	Porteiro Motorsport	ESP	**Charles Finelli**	USA	Bronze	Phillippe Denes	USA	Bronze	Mercedes AMG GT3	AM	6	9	**4**	**1:49.322**	4.193	1.565	153.2

Published at:.....

Track Temp: **18.3 °C** Air Temp: **21.0 °C** Humidity: **69 %** Track Status: **WET**

Stewards:	**Race Director:**	**Timekeeper:**

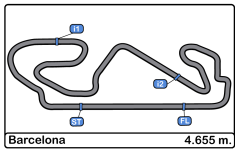

Circuito de Barcelona
International GT Open
Qualifying - 1 Driver - 1
Lap Analysis

3 — 1 Lourenço Beirão da Veiga — BMW M6 GT3
PRO — 2 Juan Cruz Álvarez — RACE / BMW Team Teo Martín

Lap	D	Time		Sector 1	Sector 2	Sector 3	T. Spd	Elapsed
1	1	11:13:07.696		11:11:24.636	41.167	1:01.893	150.2	11:13:07.696
2	1	1:45.606		29.668	41.063	34.875	267.3	11:14:53.302
3	1	1:55.479		29.773	46.323	39.383	266.6	11:16:48.781
4	1	2:00.961	P	29.880	44.360	46.721	267.3	11:18:49.742
5	1	7:59.138		6:41.986	41.788	35.364	183.0	11:26:48.880
6	1	1:45.981		29.777	41.253	34.951	268.6	11:28:34.861
7	1	1:51.349	P	29.643	41.176	40.530	269.3	11:30:26.210
8	1	2:51.262		1:32.863	42.975	35.424	178.5	11:33:17.472
9	1	1:45.262		29.632	40.842	34.788	267.9	11:35:02.734
10	1	1:51.114		29.725	45.776	35.613	272.0	11:36:53.848
11	1	1:48.033		29.549	40.976	37.508	269.3	11:38:41.881
12	1	1:56.261	P	29.591	43.934	42.736	269.3	11:40:38.142

5 — 1 Stanislaw Jedlinski — Audi R8 LMS
AM — 2 Malgorzata Rdest — Olimp Racing

Lap	D	Time		Sector 1	Sector 2	Sector 3	T. Spd	Elapsed
1	2	11:10:16.682		11:08:52.233	46.383	38.066	121.7	11:10:16.682
2	2	1:52.306		32.617	43.721	35.968	258.3	11:12:08.988
3	2	1:48.106		30.659	42.291	35.156	262.7	11:13:57.094
4	2	1:47.422		30.402	42.007	35.013	264.0	11:15:44.516
5	2	1:48.455		31.390	41.922	35.143	263.4	11:17:32.971
6	2	2:00.267	P	30.236	44.848	45.183	262.7	11:19:33.238
7	2	8:58.583		7:38.000	44.320	36.263	142.1	11:28:31.821
8	2	1:47.201		30.236	41.875	35.090	262.7	11:30:19.022
9	2	1:48.714		29.927	43.149	35.638	263.4	11:32:07.736
10	2	1:46.213		30.009	41.566	34.638	262.7	11:33:53.949
11	2	1:47.425		30.050	41.426	35.949	263.4	11:35:41.374
12	2	1:47.101		30.126	41.822	35.153	263.4	11:37:28.475
13	2	1:55.640	P	30.022	41.488	44.130	264.0	11:39:24.115

6 — 1 Kang Ling — Lamborghini Huracan GT3
PRO — 2 Philip Keen — Vincenzo Sospiri Racing

Lap	D	Time		Sector 1	Sector 2	Sector 3	T. Spd	Elapsed
1	2	11:13:54.109		11:12:32.447	45.291	36.371	180.6	11:13:54.109
2	2	1:45.685		30.041	40.865	34.779	265.3	11:15:39.794
3	2	1:45.404		29.868	41.005	34.531	267.9	11:17:25.198
4	2	1:59.841	P	29.819	41.313	48.709	267.9	11:19:25.039
5	2	7:13.717	P	5:51.096	40.978	41.643	185.8	11:26:38.756
6	2	6:14.959		4:56.032	41.002	37.925	190.8	11:32:53.715
7	2	1:44.233		29.539	40.244	34.450	266.6	11:34:37.948
8	2	1:56.304		29.338	42.335	44.631	267.3	11:36:34.252
9	2	1:52.281		29.544	41.962	40.775	268.6	11:38:26.533
10	2	1:55.831	P	29.533	43.528	42.770	266.6	11:40:22.364

7 — 1 Márcio Basso — BMW M6 GT3
AM — 2 Guilherme Salas — RACE / BMW Team Teo Martín

Lap	D	Time		Sector 1	Sector 2	Sector 3	T. Spd	Elapsed
1	1	11:08:38.395		11:07:06.714	50.167	41.514	156.5	11:08:38.395
2	1	1:58.748		34.319	46.319	38.110	240.0	11:10:37.143
3	1	2:01.230		32.676	45.627	42.927	260.2	11:12:38.373
4	1	1:51.160		31.315	42.765	37.080	262.1	11:14:29.533
5	1	1:51.220		31.782	42.965	36.473	263.4	11:16:20.753
6	1	1:51.461		30.883	43.751	36.827	265.3	11:18:12.214
7	1	2:15.409	P	32.704	53.215	49.490	265.3	11:20:27.623
8	1	7:10.701		5:49.392	44.287	37.022	181.5	11:27:38.324
9	1	1:48.889		30.848	42.276	35.765	262.7	11:29:27.213
10	1	1:48.761		30.870	42.223	35.668	265.3	11:31:15.974
11	1	1:47.757		30.345	41.711	35.701	266.0	11:33:03.731
12	1	1:51.270		30.245	42.334	38.691	269.3	11:34:55.001
13	1	1:49.895		30.471	42.854	36.570	264.7	11:36:44.896
14	1	2:00.014		32.861	50.073	37.080	266.0	11:38:44.910
15	1	2:04.412	P	30.712	42.769	50.931	266.0	11:40:49.322

11 — 1 Daniele Di Amato — Ferrari 488 GT3
PRO — 2 Andrea Montermini — RS Racing

Lap	D	Time		Sector 1	Sector 2	Sector 3	T. Spd	Elapsed
1	2	11:13:34.606		11:12:15.305	43.928	35.373	186.5	11:13:34.606
2	2	1:45.840		30.159	41.231	34.450	263.4	11:15:20.446
3	2	1:45.127		29.837	40.837	34.453	264.0	11:17:05.573
4	2			29.995			263.4	

12 — 1 Andrea Rizzoli — Lamborghini Huracan GT3
PRO — 2 Damiano Fioravanti — Ombra Racing

Lap	D	Time		Sector 1	Sector 2	Sector 3	T. Spd	Elapsed
1	2	11:12:36.873		11:11:12.921	45.855	38.097	182.4	11:12:36.873
2	2	1:46.003		29.643	41.801	34.559	267.9	11:14:22.876
3	2	1:44.703		29.573	40.544	34.586	267.9	11:16:07.579
4	2	1:51.875	P	29.463	40.687	41.725	267.9	11:17:59.454
5	2	9:31.538		8:10.747	43.360	37.431	192.5	11:27:30.992
6	2	1:43.724		29.317	40.316	34.091	266.0	11:29:14.716
7	2	1:43.671		29.236	40.282	34.153	267.3	11:30:58.387
8	2	1:58.196		29.858	46.411	41.927	268.6	11:32:56.583
9	2	2:02.581	P	32.608	48.157	41.816	266.6	11:34:59.164

16 — 1 Marcelo Hahn — Mercedes AMG GT3
PROAM — 2 Allam Khodair — Drivex School

Lap	D	Time		Sector 1	Sector 2	Sector 3	T. Spd	Elapsed
1	2	11:11:00.767		11:09:41.487	43.388	35.892	181.2	11:11:00.767
2	2	1:53.593		29.890	40.814	42.889	265.3	11:12:54.360
3	2	1:45.145		29.760	40.670	34.715	265.3	11:14:39.505
4	2	1:50.250		29.689	41.449	39.112	265.3	11:16:29.755
5	2	1:47.568		29.752	40.856	36.960	263.4	11:18:17.323
6	2	2:13.731	P	31.485	50.764	51.482	264.7	11:20:31.054
7	2	8:28.871		7:09.518	43.434	35.919	175.6	11:28:59.925
8	2	1:44.128		29.314	40.255	34.559	264.7	11:30:44.053
9	2	1:44.103		29.375	40.213	34.515	264.7	11:32:28.156
10	2	1:53.389		29.489	48.450	35.450	264.7	11:34:21.545
11	2	1:48.457		29.643	42.265	36.549	265.3	11:36:10.002
12	2	1:52.974	P	29.533	40.585	42.856	262.1	11:38:02.976

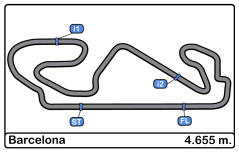

Circuito de Barcelona
International GT Open
Qualifying - 1 Driver - 1
Lap Analysis

17 — 1 Richard Gonda — BMW M6 GT3
PRO — 2 Mikkel Jensen — Senkyr Motorsport

Lap	D	Time		Sector 1	Sector 2	Sector 3	T. Spd	Elapsed
1	1	11:13:42.641		11:12:18.034	46.583	38.024	180.9	11:13:42.641
2	1	1:50.534		30.446	41.322	38.766	265.3	11:15:33.175
3	1	1:45.956		30.006	40.997	34.953	268.6	11:17:19.131
4	1	1:57.422	P	29.742	41.177	46.503	266.6	11:19:16.553
5	1	9:40.274		8:18.370	43.930	37.974	189.1	11:28:56.827
6	1	1:44.112		29.415	40.369	34.328	267.9	11:30:40.939
7	1	1:51.838		29.989	44.489	37.360	267.3	11:32:32.777
8	1	1:44.481		29.425	40.592	34.464	267.9	11:34:17.258
9	1	1:53.956	P	29.367	41.221	43.368	268.6	11:36:11.214

19 — 1 Jiatong Liang — Lamborghini Huracan GT3
PROAM — 2 Raffaele Giammaria — Imperiale Racing

Lap	D	Time		Sector 1	Sector 2	Sector 3	T. Spd	Elapsed
1	1	11:12:35.365		11:11:10.238	44.447	40.680	188.1	11:12:35.365
2	1	1:49.512		31.108	42.892	35.512	260.8	11:14:24.877
3	1	1:51.124		30.494	41.452	39.178	262.7	11:16:16.001
4	1	1:46.563		30.105	41.352	35.106	263.4	11:18:02.564
5	1	2:10.052	P	30.554	51.009	48.489	263.4	11:20:12.616
6	1	5:52.880		4:26.756	47.172	38.952	183.6	11:26:05.496
7	1	2:01.048	P	31.029	43.831	46.188	259.6	11:28:06.544
8	1	4:32.063		3:15.143	41.906	35.014	190.8	11:32:38.607
9	1	1:46.094		30.016	41.272	34.806	264.7	11:34:24.701
10	1	1:47.948		29.817	41.025	37.106	264.0	11:36:12.649
11	1	1:46.652		30.046	41.414	35.192	264.0	11:37:59.301
12	1	1:46.090		30.062	41.178	34.850	262.7	11:39:45.391
13	1	2:14.049	P	29.847	54.591	49.611	264.0	11:41:59.440

20 — 1 Valentin Pierburg — Mercedes AMG GT3
PROAM — 2 Tom Onslow-Cole — SPS Automotive Performance

Lap	D	Time		Sector 1	Sector 2	Sector 3	T. Spd	Elapsed
1	2	11:07:19.314		11:06:01.433	42.822	35.059	175.6	11:07:19.314
2	2	1:45.863		30.128	40.800	34.935	261.5	11:09:05.177
3	2	1:45.185		29.727	40.643	34.815	264.0	11:10:50.362
4	2	1:52.215		29.704	40.644	41.867	262.1	11:12:42.577
5	2	1:45.160		29.604	40.350	35.206	264.0	11:14:27.737
6	2	1:55.543	P	29.601	40.599	45.343	264.7	11:16:23.280
7	2	15:07.909		13:44.658	44.562	38.689	192.1	11:31:31.189
8	2	1:43.404		29.306	39.919	34.179	263.4	11:33:14.593
9	2	1:47.682		29.194	39.887	38.601	264.0	11:35:02.275
10	2	1:47.648		29.309	41.031	37.308	265.3	11:36:49.923
11	2	1:44.177		29.363	40.429	34.385	263.4	11:38:34.100
12	2	1:58.984	P	29.555	42.696	46.733	266.0	11:40:33.084

25 — 1 Riccardo Agostini — Lamborghini Huracan GT3
PRO — 2 Rik Breukers — Imperiale Racing

Lap	D	Time		Sector 1	Sector 2	Sector 3	T. Spd	Elapsed
1	2	11:11:28.987		11:10:09.509	42.694	36.784	187.8	11:11:28.987
2	2	1:45.091		29.503	40.652	34.936	264.0	11:13:14.078
3	2	1:44.057		29.692	40.344	34.021	265.3	11:14:58.135
4	2	1:46.173		29.936	40.586	35.651	266.0	11:16:44.308
5	2	1:45.168		29.646	40.789	34.733	265.3	11:18:29.476
6	2	2:06.584	P	31.590	47.801	47.193	265.3	11:20:36.060
7	2	7:39.550		6:22.216	41.818	35.516	192.1	11:28:15.610
8	2	1:51.546	P	30.117	41.225	40.204	262.7	11:30:07.156
9	2	3:28.588		2:06.859	44.678	37.051	177.9	11:33:35.744
10	2	1:43.818		29.504	40.392	33.922	265.3	11:35:19.562
11	2	1:47.736		29.516	40.889	37.331	266.0	11:37:07.298
12	2	1:43.940		29.478	40.298	34.164	265.3	11:38:51.238
13	2	2:00.074	P	29.584	42.541	47.949	266.0	11:40:51.312

27 — 1 Fabrizio Crestani — Lamborghini Huracan GT3
PROAM — 2 Miguel Ramos — Daiko Lazarus Racing

Lap	D	Time		Sector 1	Sector 2	Sector 3	T. Spd	Elapsed
1	1	11:09:45.123		11:08:25.501	41.190	38.432	188.1	11:09:45.123
2	1	1:44.516		29.645	40.413	34.458	265.3	11:11:29.639
3	1	1:59.752		30.687	41.658	47.407	268.6	11:13:29.391
4	1	1:54.065	P	29.807	40.551	43.707	266.6	11:15:23.456
5	1	17:20.616		16:04.482	40.769	35.365	191.1	11:32:44.072
6	1	1:43.496		29.205	40.052	34.239	266.0	11:34:27.568
7	1	1:49.845		29.355	42.733	37.757	267.3	11:36:17.413
8	1	2:11.977	P	29.479	48.195	54.303	266.0	11:38:29.390

28 — 1 Toby Sowery — Lamborghini Huracan GT3
PROAM — 2 Giuseppe Cipriani — Daiko Lazarus Racing

Lap	D	Time		Sector 1	Sector 2	Sector 3	T. Spd	Elapsed
1	1	11:08:34.320		11:07:17.317	42.654	34.349	185.8	11:08:34.320
2	1	1:45.143		30.033	40.874	34.236	264.7	11:10:19.463
3	1	1:45.368		30.065	40.884	34.419	266.6	11:12:04.831
4	1	1:44.879		29.818	40.719	34.342	266.0	11:13:49.710
5	1	1:45.042		29.715	40.937	34.390	267.3	11:15:34.752
6	1	1:50.386	P	29.937	41.193	39.256	267.9	11:17:25.138
7	1	13:38.137		12:13.467	41.148	43.522	190.1	11:31:03.275
8	1	1:45.458		30.036	41.051	34.371	267.3	11:32:48.733
9	1	1:44.604		29.512	40.785	34.307	267.9	11:34:33.337
10	1	1:48.105		29.618	40.702	37.785	264.7	11:36:21.442
11	1	1:44.689		29.479	40.852	34.358	267.9	11:38:06.131
12	1	1:45.574		29.686	41.111	34.777	269.3	11:39:51.705
13	1	2:31.803	P	42.610	58.224	50.969	150.6	11:42:23.508

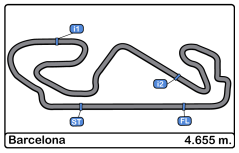

Circuito de Barcelona
International GT Open
Qualifying - 1 Driver - 1
Lap Analysis

33 — 1 Christian Hook — Ferrari 488 GT3
PROAM — 2 Dominik Schwager — Rinaldi Racing

Lap	D	Time		Sector 1	Sector 2	Sector 3	T. Spd	Elapsed
1	2	11:12:29.184		11:11:04.201	44.879	40.104	181.8	11:12:29.184
2	2	1:45.198		29.961	40.844	34.393	266.0	11:14:14.382
3	2	1:51.137		30.371	43.939	36.827	264.7	11:16:05.519
4	2	1:45.165		29.756	40.882	34.527	263.4	11:17:50.684
5	2	2:05.343	P	29.927	48.576	46.840	264.0	11:19:56.027
6	2	6:38.420		5:21.821	41.703	34.896	191.8	11:26:34.447
7	2	1:45.072		29.798	40.792	34.482	262.7	11:28:19.519
8	2	1:44.817		29.727	40.660	34.430	262.7	11:30:04.336
9	2	1:50.101	P	29.837	41.000	39.264	264.7	11:31:54.437
10	2	3:12.597		1:48.410	43.335	40.852	191.4	11:35:07.034
11	2	1:44.478		29.559	40.631	34.288	263.4	11:36:51.512
12	2	1:47.132		29.547	41.278	36.307	266.6	11:38:38.644
13	2	1:56.336	P	29.552	43.666	43.118	264.0	11:40:34.980

36 — 1 Christian Hahn — Mercedes AMG GT3
PROAM — 2 Lucas Auer — Drivex School

Lap	D	Time		Sector 1	Sector 2	Sector 3	T. Spd	Elapsed
1	1	11:07:49.746		11:06:14.852	51.397	43.497	163.6	11:07:49.746
2	1	1:59.188		32.051	43.079	44.058	259.6	11:09:48.934
3	1	1:48.395		30.513	41.391	36.491	262.1	11:11:37.329
4	1	1:45.984		30.117	41.047	34.820	264.0	11:13:23.313
5	1	1:45.194		29.767	40.842	34.585	266.0	11:15:08.507
6	1	2:04.509		31.485	47.641	45.383	266.0	11:17:13.016
7	1	2:00.939	P	30.135	44.605	46.199	263.4	11:19:13.955
8	1	9:25.275		8:01.052	43.830	40.393	166.4	11:28:39.230
9	1	1:48.472		31.977	41.244	35.251	223.1	11:30:27.702
10	1	1:49.960		29.621	41.098	39.241	265.3	11:32:17.662
11	1	1:45.220		29.774	40.719	34.727	265.3	11:34:02.882
12	1	1:51.384		29.612	40.695	41.077	264.7	11:35:54.266
13	1	1:50.487		29.694	42.336	38.457	264.7	11:37:44.753
14	1	1:45.508		29.666	40.911	34.931	264.7	11:39:30.261
15	1	2:58.585	P	29.689	1:35.806	53.090	264.0	11:42:28.846

47 — 1 Fran Rueda — BMW M6 GT3
PRO — 2 Andrés Saravia — RACE / BMW Team Teo Martín

Lap	D	Time		Sector 1	Sector 2	Sector 3	T. Spd	Elapsed
1	2	11:12:23.227		11:10:53.870	45.688	43.669	153.8	11:12:23.227
2	2	1:45.522		30.306	40.901	34.315	264.0	11:14:08.749
3	2	1:44.995		29.708	40.655	34.632	266.0	11:15:53.744
4	2	1:52.018		30.731	44.151	37.136	266.6	11:17:45.762
5	2	1:58.906	P	29.670	44.101	45.135	266.0	11:19:44.668
6	2	13:16.844		11:47.924	49.984	38.936	129.0	11:33:01.512
7	2	1:46.833		29.377	41.973	35.483	266.6	11:34:48.345
8	2	1:47.854		29.880	41.422	36.552	266.0	11:36:36.199
9	2	1:45.035		29.565	40.779	34.691	269.3	11:38:21.234
10	2	1:44.890		29.641	40.700	34.549	267.3	11:40:06.124
11	2	2:27.457	P	30.014	1:02.169	55.274	266.6	11:42:33.581

51 — 1 Alessandro Pier Guidi — Ferrari 488 GT3
PRO — 2 Mikkel Mac — Luzich Racing

Lap	D	Time		Sector 1	Sector 2	Sector 3	T. Spd	Elapsed
1	2	11:07:44.001		11:06:23.585	43.515	36.901	174.4	11:07:44.001
2	2	1:59.332	P	32.336	43.711	43.285	259.6	11:09:43.333
3	2	4:01.660		2:39.461	44.505	37.694	186.8	11:13:44.993
4	2	1:44.784		29.601	40.860	34.323	266.0	11:15:29.777
5	2	1:44.848		29.619	40.635	34.594	266.0	11:17:14.625
6	2	2:04.164	P	29.737	46.160	48.267	266.6	11:19:18.789
7	2	12:53.372		11:28.679	47.364	37.329	152.5	11:32:12.161
8	2	1:44.020		29.416	40.387	34.217	265.3	11:33:56.181
9	2	1:49.443		29.382	40.671	39.390	266.6	11:35:45.624
10	2	1:48.354		29.463	41.554	37.337	266.0	11:37:33.978
11	2	1:54.045	P	29.481	40.651	43.913	266.0	11:39:28.023

52 — 1 Marco Cioci — Ferrari 488 GT3
PRO — 2 Matt Griffin — Luzich Racing

Lap	D	Time		Sector 1	Sector 2	Sector 3	T. Spd	Elapsed
1	1	11:10:57.255		11:09:32.372	48.255	36.628	154.7	11:10:57.255
2	1	1:46.929		30.643	41.503	34.783	262.1	11:12:44.184
3	1	1:45.772		30.072	40.995	34.705	264.7	11:14:29.956
4	1	1:49.506		30.495	40.815	38.196	266.0	11:16:19.462
5	1	1:57.521	P	29.898	41.289	46.334	264.0	11:18:16.983
6	1	11:39.848		10:23.532	42.012	34.304	187.5	11:29:56.831
7	1	1:45.048		29.822	40.636	34.590	262.7	11:31:41.879
8	1	1:44.986		29.683	40.854	34.449	264.0	11:33:26.865
9	1	1:45.016		29.604	40.787	34.625	264.0	11:35:11.881
10	1	1:45.031		29.636	40.758	34.637	264.0	11:36:56.912
11	1	1:46.594		29.719	40.935	35.940	264.0	11:38:43.506
12	1	2:08.982	P	29.622	44.308	55.052	264.7	11:40:52.488

63 — 1 Giovanni Venturini — Lamborghini Huracan GT3
PRO — 2 Jeroen Mul — Imperiale Racing

Lap	D	Time		Sector 1	Sector 2	Sector 3	T. Spd	Elapsed
1	2	11:12:17.330		11:10:55.687	42.590	39.053	189.8	11:12:17.330
2	2	1:44.226		29.721	40.389	34.116	264.7	11:14:01.556
3	2	1:44.349		29.816	40.418	34.115	265.3	11:15:45.905
4	2	1:55.576		34.229	42.926	38.421	224.5	11:17:41.481
5	2	1:56.561	P	29.565	45.319	41.677	265.3	11:19:38.042
6	2	11:12.500		9:55.548	41.733	35.219	186.2	11:30:50.542
7	2	1:44.786		29.615	40.574	34.597	264.7	11:32:35.328
8	2	1:44.233		29.541	40.521	34.171	266.6	11:34:19.561
9	2	1:50.431		29.499	40.810	40.122	266.0	11:36:09.992
10	2	1:54.618	P	31.312	41.589	41.717	253.5	11:38:04.610

66 — 1 Giulio Borlenghi — Lamborghini Huracan GT3
AM — 2 Andrzej Lewandowski — Vincenzo Sospiri Racing

Lap	D	Time		Sector 1	Sector 2	Sector 3	T. Spd	Elapsed
1	2	11:26:38.577		11:25:19.297	43.239	36.041	182.7	11:26:38.577
2	2	1:47.028		30.293	41.506	35.229	267.3	11:28:25.605
3	2	1:46.817		30.066	41.735	35.016	266.0	11:30:12.422
4	2	1:46.157		30.003	41.151	35.003	268.6	11:31:58.579
5	2	1:46.464		29.835	41.684	34.945	267.9	11:33:45.043
6	2	2:11.585	P	30.023	41.521	1:00.041	268.6	11:35:56.628
7	2	2:36.063		58.748	59.390	37.925	131.8	11:38:32.691
8	2	1:57.954	P	30.102	41.559	46.293	267.3	11:40:30.645

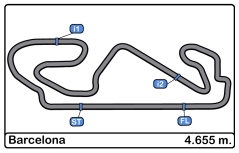

Circuito de Barcelona
International GT Open
Qualifying - 1 Driver - 1
Lap Analysis

71 — 1 Alexander West — Ferrari 488 GT3
PROAM — 2 Michele Rugolo — Luzich Racing

Lap	D	Time		Sector 1	Sector 2	Sector 3	T. Spd	Elapsed
1	1	11:11:32.795		11:10:08.001	45.847	38.947	181.2	11:11:32.795
2	1	1:47.928		30.316	41.721	35.891	263.4	11:13:20.723
3	1	1:46.296		30.015	41.178	35.103	264.7	11:15:07.019
4	1	1:46.230		29.882	41.186	35.162	264.7	11:16:53.249
5	1	1:46.765		29.779	41.301	35.685	265.3	11:18:40.014
6	1	2:06.830	P	32.055	46.340	48.435	252.9	11:20:46.844
7	1	6:10.981		4:52.996	42.733	35.252	180.3	11:26:57.825
8	1	1:45.898		29.851	41.169	34.878	264.7	11:28:43.723
9	1	1:48.962		29.867	41.125	37.970	264.7	11:30:32.685
10	1	1:47.831		29.750	41.036	37.045	264.7	11:32:20.516
11	1	1:46.068		29.837	41.085	35.146	265.3	11:34:06.584
12	1	2:24.529	P	29.710	41.053	1:13.766	265.3	11:36:31.113

72 — 1 Mario Plachutta — Mercedes AMG GT3
PROAM — 2 Thomas Jäger — Lechner Racing

Lap	D	Time		Sector 1	Sector 2	Sector 3	T. Spd	Elapsed
1	1	11:18:02.163		11:16:23.938	50.917	47.308	165.6	11:18:02.163
2	1	2:12.016	P	32.695	51.672	47.649	255.3	11:20:14.179
3	1	5:53.312		4:28.982	45.196	39.134	165.6	11:26:07.491
4	1	1:51.976		31.195	42.500	38.281	260.8	11:27:59.467
5	1	1:48.448		30.836	42.152	35.460	262.7	11:29:47.915
6	1	1:47.208		30.487	41.662	35.059	264.0	11:31:35.123
7	1	1:46.620		30.080	41.356	35.184	266.0	11:33:21.743
8	1	1:46.814		30.047	41.538	35.229	266.0	11:35:08.557
9	1	2:00.366		35.497	44.946	39.923	267.3	11:37:08.923
10	1	2:02.534	P	30.652	46.848	45.034	261.5	11:39:11.457

77 — 1 Marcin Jedlinski — Audi R8 LMS
PROAM — 2 Mateusz Lisowski — Olimp Racing

Lap	D	Time		Sector 1	Sector 2	Sector 3	T. Spd	Elapsed
1	2	11:09:24.558		11:08:06.334	43.057	35.167	184.3	11:09:24.558
2	2	1:46.084		30.469	40.911	34.704	262.7	11:11:10.642
3	2	1:44.670		29.611	40.607	34.452	265.3	11:12:55.312
4	2	1:44.675		29.689	40.692	34.294	267.3	11:14:39.987
5	2	1:51.357	P	29.747	41.819	39.791	267.3	11:16:31.344
6	2	11:12.030		9:49.356	46.701	35.973	191.4	11:27:43.374
7	2	1:44.053		29.522	40.269	34.262	264.7	11:29:27.427
8	2	1:47.167		29.899	42.540	34.728	265.3	11:31:14.594
9	2	1:48.170		29.517	40.416	38.237	264.7	11:33:02.764
10	2	1:47.738		29.482	41.314	36.942	266.0	11:34:50.502
11	2	1:52.157	P	29.678	40.810	41.669	265.3	11:36:42.659

84 — 1 Russell Ward — Mercedes AMG GT3
PRO — 2 Indy Dontje — Winward Racing / HTP Motorsport

Lap	D	Time		Sector 1	Sector 2	Sector 3	T. Spd	Elapsed
1	2	11:09:29.704		11:07:57.967	52.475	39.262	123.5	11:09:29.704
2	2	1:48.530		31.444	42.123	34.963	257.1	11:11:18.234
3	2	1:45.004		30.035	40.654	34.315	262.1	11:13:03.238
4	2	1:44.451		29.846	40.355	34.250	263.4	11:14:47.689
5	2	1:47.914		29.642	40.389	37.883	263.4	11:16:35.603
6	2	1:46.165		29.701	41.307	35.157	262.1	11:18:21.768
7	2	2:12.980	P	34.015	52.355	46.610	264.0	11:20:34.748
8	2	10:51.180		9:31.294	43.836	36.050	173.0	11:31:25.928
9	2	1:46.008		29.842	40.744	35.422	261.5	11:33:11.936
10	2	1:48.822		29.622	40.534	38.666	262.7	11:35:00.758
11	2	1:44.454		29.584	40.408	34.462	263.4	11:36:45.212
12	2	1:46.382		29.929	41.095	35.358	264.7	11:38:31.594
13	2	1:44.682		29.513	40.596	34.573	263.4	11:40:16.276
14	2	2:18.386	P	32.056	53.964	52.366	262.7	11:42:34.662

90 — 1 Alberto Di Folco — Lamborghini Huracan GT3
PRO — 2 Adrian Zaugg — Target Racing

Lap	D	Time		Sector 1	Sector 2	Sector 3	T. Spd	Elapsed
1	2	11:12:26.713		11:11:02.275	42.867	41.571	167.4	11:12:26.713
2	2	1:45.231		29.877	40.999	34.355	262.7	11:14:11.944
3	2	1:49.200		29.642	40.904	38.654	265.3	11:16:01.144
4	2	1:45.205		29.621	40.885	34.699	264.7	11:17:46.349
5	2	2:02.404	P	31.490	46.703	44.211	266.6	11:19:48.753
6	2	7:59.894		6:38.328	42.247	39.319	189.4	11:27:48.647
7	2	1:52.361	P	29.686	41.944	40.731	264.7	11:29:41.008
8	2	5:15.410		3:48.314	51.467	35.629	115.1	11:34:56.418
9	2	1:45.760		29.638	41.641	34.481	265.3	11:36:42.178
10	2	1:45.162		29.655	40.764	34.743	264.7	11:38:27.340
11	2	1:59.725	P	29.855	44.055	45.815	266.6	11:40:27.065

91 — 1 Stefano Costantini — Lamborghini Huracan GT3
AM — 2 — Target Racing

Lap	D	Time		Sector 1	Sector 2	Sector 3	T. Spd	Elapsed
1		11:12:32.891		11:11:08.238	46.169	38.484	166.1	11:12:32.891
2		1:46.836		30.491	41.677	34.668	262.1	11:14:19.727
3		1:53.323		29.932	41.322	42.069	264.7	11:16:13.050
4		1:46.957		29.955	41.359	35.643	264.7	11:18:00.007
5		1:59.124	P	29.923	44.359	44.842	264.0	11:19:59.131
6		7:07.634		5:49.532	42.565	35.537	169.0	11:27:06.765
7		1:46.987		29.788	41.358	35.841	265.3	11:28:53.752
8		1:52.785	P	29.882	41.072	41.831	265.3	11:30:46.537
9		3:27.781		2:10.233	41.338	36.210	182.4	11:34:14.318
10		2:13.824		29.548	1:05.271	39.005	266.6	11:36:28.142
11		1:45.129		29.611	40.793	34.725	266.0	11:38:13.271
12		1:45.301		29.559	40.883	34.859	266.0	11:39:58.572
13		2:27.685	P	36.794	58.059	52.832	195.6	11:42:26.257

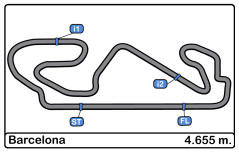

Circuito de Barcelona
International GT Open
Qualifying - 1 Driver - 1
Lap Analysis

96

1 Bradley Ellis — Audi R8 LMS

PROAM — 2 Oliver Wilkinson — Optimum Motorsport

Lap	D	Time		Sector 1	Sector 2	Sector 3	T. Spd	Elapsed
1	2	11:12:51.654		11:11:31.456	42.469	37.729	148.3	11:12:51.654
2	2	1:45.450		30.177	40.944	34.329	266.0	11:14:37.104
3	1	1:45.018		29.740	40.819	34.459	267.9	11:16:22.122
4	1	1:49.258		29.790	42.967	36.501	268.6	11:18:11.380
5	1	2:12.524	P	32.290	52.839	47.395	266.6	11:20:23.904
6	1	5:58.690		4:43.048	41.153	34.489	190.1	11:26:22.594
7	1	1:50.899	P	29.871	41.146	39.882	266.0	11:28:13.493
8	1	3:32.467		2:10.335	43.722	38.410	191.1	11:31:45.960
9	1	1:44.144		29.534	40.547	34.063	268.6	11:33:30.104
10	1	1:44.247		29.448	40.415	34.384	268.6	11:35:14.351
11	1	1:54.200	P	29.503	44.180	40.517	268.6	11:37:08.551
12	1	2:41.190		1:25.395	41.174	34.621	194.2	11:39:49.741
13	1	2:32.066	P	38.464	1:00.837	52.765	187.8	11:42:21.807

99

1 Manuel Da Costa — Mercedes AMG GT3

AM — 2 Miguel Sardinha — Sports and You

Lap	D	Time		Sector 1	Sector 2	Sector 3	T. Spd	Elapsed
1	1	11:09:34.998		11:08:12.048	45.104	37.846	177.9	11:09:34.998
2	1	1:51.157		31.862	43.076	36.219	260.2	11:11:26.155
3	1	1:49.853		30.675	42.140	37.038	261.5	11:13:16.008
4	1	1:48.344		30.548	42.033	35.763	262.7	11:15:04.352
5	1	2:02.398	P	30.947	46.439	45.012	261.5	11:17:06.750
6	1	9:36.035		8:17.439	42.537	36.059	187.8	11:26:42.785
7	1	1:46.249		29.938	41.184	35.127	263.4	11:28:29.034
8	1	1:46.441		30.005	41.283	35.153	263.4	11:30:15.475
9	1	1:55.049	P	30.272	43.216	41.561	264.7	11:32:10.524
10	1	3:18.143		2:00.494	42.155	35.494	150.0	11:35:28.667
11	1	1:45.986		29.771	41.120	35.095	264.0	11:37:14.653
12	1	1:46.004		29.752	41.058	35.194	264.0	11:39:00.657
13	1	2:02.399	P	30.641	48.903	42.855	263.4	11:41:03.056

111

1 Charles Finelli — Mercedes AMG GT3

AM — 2 Phillippe Denes — Porteiro Motorsport

Lap	D	Time		Sector 1	Sector 2	Sector 3	T. Spd	Elapsed
1	2	11:19:06.274	P	11:17:31.179	44.829	50.266	159.0	11:19:06.274
2	1	8:09.602		6:47.630	44.105	37.867	183.9	11:27:15.876
3	1	1:50.025		31.066	42.315	36.644	258.9	11:29:05.901
4	1	1:49.322		30.894	42.115	36.313	261.5	11:30:55.223
5	1	1:50.127		30.898	41.462	37.767	259.6	11:32:45.350
6	1	1:50.645		31.066	42.337	37.242	262.1	11:34:35.995
7	1	1:53.737		30.724	43.753	39.260	261.5	11:36:29.732
8	1	1:50.473		30.542	42.255	37.676	260.8	11:38:20.205
9	1	4:16.582	P	33.188	2:51.653	51.741	259.6	11:42:36.787

333

1 Rinat Salikhov — Ferrari 488 GT3

PROAM — 2 David Perel — Rinaldi Racing

Lap	D	Time		Sector 1	Sector 2	Sector 3	T. Spd	Elapsed
1	2	11:11:51.016		11:10:34.269	42.326	34.421	141.5	11:11:51.016
2	2	1:45.926		30.521	41.070	34.335	266.0	11:13:36.942
3	2	1:45.645		29.714	41.514	34.417	267.3	11:15:22.587
4	2	1:45.411		29.674	40.818	34.919	266.6	11:17:07.998
5	2	2:00.543	P	29.908	46.647	43.988	266.6	11:19:08.541
6	2	12:45.751		11:28.330	42.518	34.903	188.1	11:31:54.292
7	2	1:44.743		29.721	40.726	34.296	266.0	11:33:39.035
8	2	1:44.358		29.482	40.574	34.302	267.3	11:35:23.393
9	2	1:59.602		29.711	42.122	47.769	267.3	11:37:22.995
10	2	1:44.934		29.674	40.754	34.506	265.3	11:39:07.929
11	2	1:50.253	P	29.536	41.160	39.557	266.0	11:40:58.182

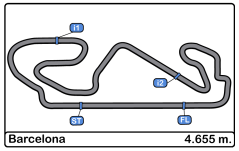

Circuito de Barcelona
International GT Open
Qualifying - 1 Driver - 1
Best Sectors Results

	Sector - 1			Sector - 2			Sector - 3			Ideal Lap vs Best Lap					
Clas	Nº	Driver	Time	Nº	Driver	Time	Nº	Driver	Time	Clas	Nº	Driver	Ideal Lap	Best Lap	Clas
1	20	Tom Onslow-Cole	29.194	20	Tom Onslow-Cole	39.887	25	Rik Breukers	33.922	1	20	Tom Onslow-Cole	1:43.260	1:43.404	1
2	27	Fabrizio Crestani	29.205	27	Fabrizio Crestani	40.052	96	Bradley Ellis	34.063	2	27	Fabrizio Crestani	1:43.496	1:43.496	2
3	12	Damiano Fioravanti	29.236	16	Allam Khodair	40.213	12	Damiano Fioravanti	34.091	3	12	Damiano Fioravanti	1:43.609	1:43.671	3
4	16	Allam Khodair	29.314	6	Philip Keen	40.244	63	Jeroen Mul	34.115	4	25	Rik Breukers	1:43.698	1:43.818	4
5	6	Philip Keen	29.338	77	Mateusz Lisowski	40.269	20	Tom Onslow-Cole	34.179	5	96	Bradley Ellis	1:43.926	1:44.144	9
6	17	Richard Gonda	29.367	12	Damiano Fioravanti	40.282	51	Mikkel Mac	34.217	6	51	Mikkel Mac	1:43.986	1:44.020	5
7	47	Andrés Saravia	29.377	25	Rik Breukers	40.298	28	Toby Sowery	34.236	7	63	Jeroen Mul	1:44.003	1:44.226	10
8	51	Mikkel Mac	29.382	84	Indy Dontje	40.355	27	Fabrizio Crestani	34.239	8	77	Mateusz Lisowski	1:44.013	1:44.053	6
9	96	Bradley Ellis	29.448	17	Richard Gonda	40.369	84	Indy Dontje	34.250	9	6	Philip Keen	1:44.032	1:44.233	11
10	25	Rik Breukers	29.478	51	Mikkel Mac	40.387	77	Mateusz Lisowski	34.262	10	16	Allam Khodair	1:44.042	1:44.103	7
11	28	Toby Sowery	29.479	63	Jeroen Mul	40.389	33	Dominik Schwager	34.288	11	17	Richard Gonda	1:44.064	1:44.112	8
12	77	Mateusz Lisowski	29.482	96	Bradley Ellis	40.415	333	David Perel	34.296	12	84	Indy Dontje	1:44.118	1:44.451	13
13	333	David Perel	29.482	333	David Perel	40.574	52	Marco Cioci	34.304	13	47	Andrés Saravia	1:44.347	1:44.890	16
14	63	Jeroen Mul	29.499	33	Dominik Schwager	40.631	47	Andrés Saravia	34.315	14	333	David Perel	1:44.352	1:44.358	12
15	84	Indy Dontje	29.513	52	Marco Cioci	40.636	17	Richard Gonda	34.328	15	28	Toby Sowery	1:44.417	1:44.604	15
16	33	Dominik Schwager	29.547	47	Andrés Saravia	40.655	90	Adrian Zaugg	34.355	16	33	Dominik Schwager	1:44.466	1:44.478	14
17	91	Stefano Costantini	29.548	36	Christian Hahn	40.695	6	Philip Keen	34.450	17	52	Marco Cioci	1:44.544	1:44.986	17
18	3	Lourenço Beirão da Veiga	29.549	28	Toby Sowery	40.702	11	Andrea Montermini	34.450	18	90	Adrian Zaugg	1:44.740	1:45.162	20
19	52	Marco Cioci	29.604	90	Adrian Zaugg	40.764	16	Allam Khodair	34.515	19	36	Christian Hahn	1:44.892	1:45.194	21
20	36	Christian Hahn	29.612	91	Stefano Costantini	40.793	36	Christian Hahn	34.585	20	91	Stefano Costantini	1:45.009	1:45.129	19
21	90	Adrian Zaugg	29.621	11	Andrea Montermini	40.837	5	Malgorzata Rdest	34.638	21	11	Andrea Montermini	1:45.124	1:45.127	18
22	71	Alexander West	29.710	3	Lourenço Beirão da Veiga	40.842	91	Stefano Costantini	34.668	22	3	Lourenço Beirão da Veiga	1:45.179	1:45.262	22
23	99	Manuel Da Costa	29.752	19	Jiatong Liang	41.025	3	Lourenço Beirão da Veiga	34.788	23	71	Alexander West	1:45.624	1:45.898	23
24	19	Jiatong Liang	29.817	71	Alexander West	41.036	19	Jiatong Liang	34.806	24	19	Jiatong Liang	1:45.648	1:46.090	25
25	66	Andrzej Lewandowski	29.835	99	Manuel Da Costa	41.058	71	Alexander West	34.878	25	99	Manuel Da Costa	1:45.905	1:45.986	24
26	11	Andrea Montermini	29.837	66	Andrzej Lewandowski	41.151	66	Andrzej Lewandowski	34.945	26	66	Andrzej Lewandowski	1:45.931	1:46.157	26
27	5	Malgorzata Rdest	29.927	72	Mario Plachutta	41.356	72	Mario Plachutta	35.059	27	5	Malgorzata Rdest	1:45.991	1:46.213	27
28	72	Mario Plachutta	30.047	5	Malgorzata Rdest	41.426	99	Manuel Da Costa	35.095	28	72	Mario Plachutta	1:46.462	1:46.620	28
29	7	Márcio Basso	30.245	111	Charles Finelli	41.462	7	Márcio Basso	35.668	29	7	Márcio Basso	1:47.624	1:47.757	29
30	111	Charles Finelli	30.542	7	Márcio Basso	41.711	111	Charles Finelli	36.313	30	111	Charles Finelli	1:48.317	1:49.322	30

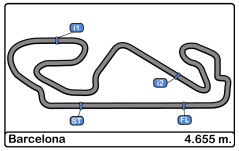

Circuito de Barcelona
International GT Open
Qualifying - 1 Driver - 1
Best 5 Lap Times

													Best 1		Best 2		Best 3		Best 4		Best 5	
Cl	Nº	Entrant/Team	Nat	Driver 1	Nat	Status	Driver 2	Nat	Status	Vehicle	Cat	Cl	Time	Lap	Time	Lap	Time	Lap	Time	Lap	Time	Lap
1	20	SPS Automotive Performance	DEU	Valentin Pierburg	DEU	Bronze	Tom Onslow-Cole	GBR	Gold	Mercedes AMG GT3	PROAM	1	1:43.404	8	1:44.177	11	1:45.160	5	1:45.185	3	1:45.863	2
2	27	Daiko Lazarus Racing	ITA	Fabrizio Crestani	ITA	Silver	Miguel Ramos	PRT	Bronze	Lamborghini Huracan GT3	PROAM	2	1:43.496	6	1:44.516	2	1:49.845	7	1:54.065	4	1:59.752	3
3	12	Ombra Racing	ITA	Andrea Rizzoli	ITA	Silver	Damiano Fioravanti	ITA	Silver	Lamborghini Huracan GT3	PRO	1	1:43.671	7	1:43.724	6	1:44.703	3	1:46.003	2	1:51.875	4
4	25	Imperiale Racing	ITA	Riccardo Agostini	ITA	Gold	Rik Breukers	NLD	Silver	Lamborghini Huracan GT3	PRO	2	1:43.818	10	1:43.940	12	1:44.057	3	1:45.091	2	1:46.173	4
5	51	Luzich Racing	USA	Alessandro Pier Guidi	ITA	Platinum	Mikkel Mac	DNK	Gold	Ferrari 488 GT3	PRO	3	1:44.020	8	1:44.784	4	1:44.848	5	1:48.354	10	1:49.443	9
6	77	Olimp Racing	POL	Marcin Jedlinski	POL	Bronze	Mateusz Lisowski	POL	Silver	Audi R8 LMS	PROAM	3	1:44.053	7	1:44.670	3	1:44.675	4	1:46.084	2	1:47.167	8
7	16	Drivex School	ESP	Marcelo Hahn	BRA	Bronze	Allam Khodair	BRA	Gold	Mercedes AMG GT3	PROAM	4	1:44.103	9	1:44.128	8	1:45.145	3	1:47.568	5	1:48.457	11
8	17	Senkyr Motorsport	CZE	Richard Gonda	SVK	Silver	Mikkel Jensen	DNK	Silver	BMW M6 GT3	PRO	4	1:44.112	6	1:44.481	8	1:45.956	3	1:50.534	2	1:51.838	7
9	96	Optimum Motorsport	GBR	Bradley Ellis	GBR	Silver	Oliver Wilkinson	GBR	Bronze	Audi R8 LMS	PROAM	5	1:44.144	9	1:44.247	10	1:45.018	3	1:45.450	2	1:49.258	4
10	63	Imperiale Racing	ITA	Giovanni Venturini	ITA	Gold	Jeroen Mul	NLD	Silver	Lamborghini Huracan GT3	PRO	5	1:44.226	2	1:44.233	8	1:44.349	3	1:44.786	7	1:50.431	9
11	6	Vincenzo Sospiri Racing	ITA	Kang Ling	CHN	Silver	Philip Keen	GBR	Gold	Lamborghini Huracan GT3	PRO	6	1:44.233	7	1:45.404	3	1:45.685	2	1:52.281	9	1:55.831	10
12	333	Rinaldi Racing	DEU	Rinat Salikhov	RUS	Bronze	David Perel	ZAF	Silver	Ferrari 488 GT3	PROAM	6	1:44.358	8	1:44.743	7	1:44.934	10	1:45.411	4	1:45.645	3
13	84	Winward Racing / HTP	USA	Russell Ward	USA	Silver	Indy Dontje	NLD	Silver	Mercedes AMG GT3	PRO	7	1:44.451	4	1:44.454	11	1:44.682	13	1:45.004	3	1:46.008	9
14	33	Rinaldi Racing	DEU	Christian Hook	DEU	Bronze	Dominik Schwager	DEU	Gold	Ferrari 488 GT3	PROAM	7	1:44.478	11	1:44.817	8	1:45.072	7	1:45.165	4	1:45.198	2
15	28	Daiko Lazarus Racing	ITA	Toby Sowery	GBR	Silver	Giuseppe Cipriani	ITA	Bronze	Lamborghini Huracan GT3	PROAM	8	1:44.604	9	1:44.689	11	1:44.879	4	1:45.042	5	1:45.143	2
16	47	RACE / BMW Team Teo Martín	ESP	Fran Rueda	ESP	Silver	Andrés Saravia	GTM	Silver	BMW M6 GT3	PRO	8	1:44.890	10	1:44.995	3	1:45.035	9	1:45.522	2	1:46.833	7
17	52	Luzich Racing	USA	Marco Cioci	ITA	Gold	Matt Griffin	IRL	Gold	Ferrari 488 GT3	PRO	9	1:44.986	8	1:45.016	9	1:45.031	10	1:45.048	7	1:45.772	3
18	11	RS Racing	ITA	Daniele Di Amato	ITA	Silver	Andrea Montermini	ITA	Gold	Ferrari 488 GT3	PRO	10	1:45.127	3	1:45.840	2						
19	91	Target Racing	ITA	Stefano Costantini	ITA	Bronze				Lamborghini Huracan GT3	AM	1	1:45.129	11	1:45.301	12	1:46.836	2	1:46.957	4	1:46.987	7
20	90	Target Racing	ITA	Alberto Di Folco	ITA	Silver	Adrian Zaugg	CHE	Silver	Lamborghini Huracan GT3	PRO	11	1:45.162	10	1:45.205	4	1:45.231	2	1:45.760	9	1:49.200	3
21	36	Drivex School	ESP	Christian Hahn	BRA	Bronze	Lucas Auer	AUT	Gold	Mercedes AMG GT3	PROAM	9	1:45.194	5	1:45.220	11	1:45.508	14	1:45.984	4	1:48.395	3
22	3	RACE / BMW Team Teo Martín	ESP	Lourenço Beirão da Veiga	PRT	Silver	Juan Cruz Álvarez	ARG	Silver	BMW M6 GT3	PRO	12	1:45.262	9	1:45.606	2	1:45.981	6	1:48.033	11	1:51.114	10
23	71	Luzich Racing	USA	Alexander West	SWE	Bronze	Michele Rugolo	ITA	Gold	Ferrari 488 GT3	PROAM	10	1:45.898	8	1:46.068	11	1:46.230	4	1:46.296	3	1:47.831	10
24	99	Sports and You	PRT	Manuel Da Costa	PRT	Bronze	Miguel Sardinha	PRT	Bronze	Mercedes AMG GT3	AM	2	1:45.986	11	1:46.004	12	1:46.249	7	1:46.441	8	1:48.344	4
25	19	Imperiale Racing	ITA	Jiatong Liang	CHN	Bronze	Raffaele Giammaria	ITA	Gold	Lamborghini Huracan GT3	PROAM	11	1:46.090	12	1:46.094	9	1:46.563	4	1:46.652	11	1:47.948	10
26	66	Vincenzo Sospiri Racing	ITA	Giulio Borlenghi	BRA	Bronze	Andrzej Lewandowski	POL	Bronze	Lamborghini Huracan GT3	AM	3	1:46.157	4	1:46.464	5	1:46.817	3	1:47.028	2	1:57.954	8
27	5	Olimp Racing	POL	Stanislaw Jedlinski	POL	Bronze	Malgorzata Rdest	POL	Bronze	Audi R8 LMS	AM	4	1:46.213	10	1:47.101	12	1:47.201	8	1:47.422	4	1:47.425	11
28	72	Lechner Racing	AUT	Mario Plachutta	AUT	Bronze	Thomas Jäger	DEU	Gold	Mercedes AMG GT3	PROAM	12	1:46.620	7	1:46.814	8	1:47.208	6	1:48.448	5	1:51.976	4
29	7	RACE / BMW Team Teo Martín	ESP	Márcio Basso	BRA	Bronze	Guilherme Salas	BRA	Bronze	BMW M6 GT3	AM	5	1:47.757	11	1:48.761	10	1:48.889	9	1:49.895	13	1:51.160	4
30	111	Porteiro Motorsport	ESP	Charles Finelli	USA	Bronze	Phillippe Denes	USA	Bronze	Mercedes AMG GT3	AM	6	1:49.322	4	1:50.025	3	1:50.127	5	1:50.473	8	1:50.645	6

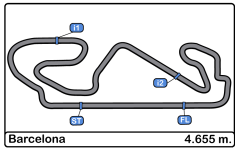

Circuito de Barcelona
International GT Open
Qualifying - 1 Driver - 1
Best 5 Top Speeds

													Top 1		Top 2		Top 3		Top 4		Top 5		
Cl	Nº	Entrant/Team	Nat	Driver 1	Nat	Status	Driver 2	Nat	Status	Vehicle	Cat	Cl	Km/h	Lap	Km/h	Lap	Km/h	Lap	Km/h	Lap	Km/h	Lap	Avg
1	3	RACE / BMW Team Teo Martín	ESP	Lourenço Beirão da Veiga	PRT	Silver	Juan Cruz Álvarez	ARG	Silver	BMW M6 GT3	PRO	1	272.0	10	269.3	7	269.3	11	269.3	12	268.6	6	269.7
2	7	RACE / BMW Team Teo Martín	ESP	Márcio Basso	BRA	Bronze	Guilherme Salas	BRA	Bronze	BMW M6 GT3	AM	1	269.3	12	266.0	11	266.0	14	266.0	15	265.3	6	266.5
3	28	Daiko Lazarus Racing	ITA	Toby Sowery	GBR	Silver	Giuseppe Cipriani	ITA	Bronze	Lamborghini Huracan GT3	PROAM	1	269.3	12	267.9	6	267.9	9	267.9	11	267.3	5	268.1
4	47	RACE / BMW Team Teo Martín	ESP	Fran Rueda	ESP	Silver	Andrés Saravia	GTM	Silver	BMW M6 GT3	PRO	2	269.3	9	267.3	10	266.6	4	266.6	7	266.6	11	267.3
5	6	Vincenzo Sospiri Racing	ITA	Kang Ling	CHN	Silver	Philip Keen	GBR	Gold	Lamborghini Huracan GT3	PRO	3	268.6	9	267.9	3	267.9	4	267.3	8	266.6	7	267.7
6	12	Ombra Racing	ITA	Andrea Rizzoli	ITA	Silver	Damiano Fioravanti	ITA	Silver	Lamborghini Huracan GT3	PRO	4	268.6	8	267.9	2	267.9	3	267.9	4	267.3	7	267.9
7	17	Senkyr Motorsport	CZE	Richard Gonda	SVK	Silver	Mikkel Jensen	DNK	Silver	BMW M6 GT3	PRO	5	268.6	3	268.6	9	267.9	6	267.9	8	267.3	7	268.1
8	27	Daiko Lazarus Racing	ITA	Fabrizio Crestani	ITA	Silver	Miguel Ramos	PRT	Bronze	Lamborghini Huracan GT3	PROAM	2	268.6	3	267.3	7	266.6	4	266.0	6	266.0	8	266.9
9	66	Vincenzo Sospiri Racing	ITA	Giulio Borlenghi	BRA	Bronze	Andrzej Lewandowski	POL	Bronze	Lamborghini Huracan GT3	AM	2	268.6	4	268.6	6	267.9	5	267.3	2	267.3	8	267.9
10	96	Optimum Motorsport	GBR	Bradley Ellis	GBR	Silver	Oliver Wilkinson	GBR	Bronze	Audi R8 LMS	PROAM	3	268.6	4	268.6	9	268.6	10	268.6	11	267.9	3	268.5
11	72	Lechner Racing	AUT	Mario Plachutta	AUT	Bronze	Thomas Jäger	DEU	Gold	Mercedes AMG GT3	PROAM	4	267.3	9	266.0	7	266.0	8	264.0	6	262.7	5	265.2
12	77	Olimp Racing	POL	Marcin Jedlinski	POL	Bronze	Mateusz Lisowski	POL	Silver	Audi R8 LMS	PROAM	5	267.3	4	267.3	5	266.0	10	265.3	3	265.3	8	266.2
13	333	Rinaldi Racing	DEU	Rinat Salikhov	RUS	Bronze	David Perel	ZAF	Silver	Ferrari 488 GT3	PROAM	6	267.3	3	267.3	8	267.3	9	266.6	4	266.6	5	267.0
14	33	Rinaldi Racing	DEU	Christian Hook	DEU	Bronze	Dominik Schwager	DEU	Gold	Ferrari 488 GT3	PROAM	7	266.6	12	266.0	2	264.7	3	264.7	9	264.0	5	265.2
15	51	Luzich Racing	USA	Alessandro Pier Guidi	ITA	Platinum	Mikkel Mac	DNK	Gold	Ferrari 488 GT3	PRO	6	266.6	6	266.6	9	266.0	4	266.0	5	266.0	10	266.2
16	63	Imperiale Racing	ITA	Giovanni Venturini	ITA	Gold	Jeroen Mul	NLD	Silver	Lamborghini Huracan GT3	PRO	7	266.6	8	266.0	9	265.3	3	265.3	5	264.7	2	265.6
17	90	Target Racing	ITA	Alberto Di Folco	ITA	Silver	Adrian Zaugg	CHE	Silver	Lamborghini Huracan GT3	PRO	8	266.6	5	266.6	11	265.3	3	265.3	9	264.7	4	265.7
18	91	Target Racing	ITA	Stefano Costantini	ITA	Bronze				Lamborghini Huracan GT3	AM	3	266.6	10	266.0	11	266.0	12	265.3	7	265.3	8	265.8
19	20	SPS Automotive Performance	DEU	Valentin Pierburg	DEU	Bronze	Tom Onslow-Cole	GBR	Gold	Mercedes AMG GT3	PROAM	8	266.0	12	265.3	10	264.7	6	264.0	3	264.0	5	264.8
20	25	Imperiale Racing	ITA	Riccardo Agostini	ITA	Gold	Rik Breukers	NLD	Silver	Lamborghini Huracan GT3	PRO	9	266.0	4	266.0	11	266.0	13	265.3	3	265.3	5	265.7
21	36	Drivex School	ESP	Christian Hahn	BRA	Bronze	Lucas Auer	AUT	Gold	Mercedes AMG GT3	PROAM	9	266.0	5	266.0	6	265.3	10	265.3	11	264.7	12	265.4
22	52	Luzich Racing	USA	Marco Cioci	ITA	Gold	Matt Griffin	IRL	Gold	Ferrari 488 GT3	PRO	10	266.0	4	264.7	3	264.7	12	264.0	5	264.0	8	264.7
23	16	Drivex School	ESP	Marcelo Hahn	BRA	Bronze	Allam Khodair	BRA	Gold	Mercedes AMG GT3	PROAM	10	265.3	2	265.3	3	265.3	4	265.3	11	264.7	6	265.2
24	71	Luzich Racing	USA	Alexander West	SWE	Bronze	Michele Rugolo	ITA	Gold	Ferrari 488 GT3	PROAM	11	265.3	5	265.3	11	265.3	12	264.7	3	264.7	4	265.0
25	19	Imperiale Racing	ITA	Jiatong Liang	CHN	Bronze	Raffaele Giammaria	ITA	Gold	Lamborghini Huracan GT3	PROAM	12	264.7	9	264.0	10	264.0	11	264.0	13	263.4	4	264.0
26	84	Winward Racing / HTP	USA	Russell Ward	USA	Silver	Indy Dontje	NLD	Silver	Mercedes AMG GT3	PRO	11	264.7	12	264.0	7	263.4	4	263.4	5	263.4	11	263.8
27	99	Sports and You	PRT	Manuel Da Costa	PRT	Bronze	Miguel Sardinha	PRT	Bronze	Mercedes AMG GT3	AM	4	264.7	9	264.0	11	264.0	12	263.4	7	263.4	8	263.9
28	5	Olimp Racing	POL	Stanislaw Jedlinski	POL	Bronze	Malgorzata Rdest	POL	Bronze	Audi R8 LMS	AM	5	264.0	4	264.0	13	263.4	5	263.4	9	263.4	11	263.6
29	11	RS Racing	ITA	Daniele Di Amato	ITA	Silver	Andrea Montermini	ITA	Gold	Ferrari 488 GT3	PRO	12	264.0	3	263.4	2	263.4	4	186.5	1			244.3
30	111	Porteiro Motorsport	ESP	Charles Finelli	USA	Bronze	Phillippe Denes	USA	Bronze	Mercedes AMG GT3	AM	6	262.1	6	261.5	4	261.5	7	260.8	8	259.6	5	261.1

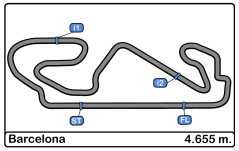

Circuito de Barcelona
International GT Open
Qualifying - 1 Driver - 1
Fastest Laps Sequence

Lap	Time of Day	Session Time	Nº	Entrant/Team	Nat	Driver 1	Nat	Status	Driver 2	Nat	Status	Vehicle	Cat	Time	Km/h
2	11:09:05.177	4:05.177	**20**	SPS Automotive Performance	DEU	Valentin Pierburg	DEU	Bronze	**Tom Onslow-Cole**	GBR	Gold	Mercedes AMG GT3	PROAM	**1:45.863**	158.2
2	11:10:19.463	5:19.463	**28**	Daiko Lazarus Racing	ITA	**Toby Sowery**	GBR	Silver	Giuseppe Cipriani	ITA	Bronze	Lamborghini Huracan GT3	PROAM	**1:45.143**	159.3
2	11:11:29.639	6:29.639	**27**	Daiko Lazarus Racing	ITA	**Fabrizio Crestani**	ITA	Silver	Miguel Ramos	PRT	Bronze	Lamborghini Huracan GT3	PROAM	**1:44.516**	160.3
2	11:14:01.556	9:01.556	**63**	Imperiale Racing	ITA	Giovanni Venturini	ITA	Gold	**Jeroen Mul**	NLD	Silver	Lamborghini Huracan GT3	PRO	**1:44.226**	160.7
3	11:14:58.135	9:58.135	**25**	Imperiale Racing	ITA	Riccardo Agostini	ITA	Gold	**Rik Breukers**	NLD	Silver	Lamborghini Huracan GT3	PRO	**1:44.057**	161.0
6	11:29:14.716	24:14.716	**12**	Ombra Racing	ITA	Andrea Rizzoli	ITA	Silver	**Damiano Fioravanti**	ITA	Silver	Lamborghini Huracan GT3	PRO	**1:43.724**	161.5
7	11:30:58.387	25:58.387	**12**	Ombra Racing	ITA	Andrea Rizzoli	ITA	Silver	**Damiano Fioravanti**	ITA	Silver	Lamborghini Huracan GT3	PRO	**1:43.671**	161.6
8	11:33:14.593	28:14.593	**20**	SPS Automotive Performance	DEU	Valentin Pierburg	DEU	Bronze	**Tom Onslow-Cole**	GBR	Gold	Mercedes AMG GT3	PROAM	**1:43.404**	162.0

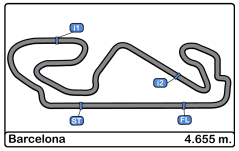

Circuito de Barcelona
International GT Open
Qualifying - 1 Driver - 1
Event Best Maximum Speed

Nº	Entrant/Team	Nat	Driver 1	Nat	Status	Driver 2	Nat	Status	Vehicle	Cat	Km/h	Session
3	RACE / BMW Team Teo Martín	ESP	Lourenço Beirão da Veiga	PRT	Silver	Juan Cruz Álvarez	ARG	Silver	BMW M6 GT3	PRO	272.0	Qualifying - 1 Driver - 1
6	Vincenzo Sospiri Racing	ITA	Kang Ling	CHN	Silver	Philip Keen	GBR	Gold	Lamborghini Huracan GT3	PRO	271.3	Free Practice - 2
27	Daiko Lazarus Racing	ITA	Fabrizio Crestani	ITA	Silver	Miguel Ramos	PRT	Bronze	Lamborghini Huracan GT3	PROAM	270.6	Free Practice - 1
47	RACE / BMW Team Teo Martín	ESP	Fran Rueda	ESP	Silver	Andrés Saravia	GTM	Silver	BMW M6 GT3	PRO	270.6	Free Practice - 1
28	Daiko Lazarus Racing	ITA	Toby Sowery	GBR	Silver	Giuseppe Cipriani	ITA	Bronze	Lamborghini Huracan GT3	PROAM	270.6	Free Practice - 1
66	Vincenzo Sospiri Racing	ITA	Giulio Borlenghi	BRA	Bronze	Andrzej Lewandowski	POL	Bronze	Lamborghini Huracan GT3	AM	269.3	Free Practice - 1
33	Rinaldi Racing	DEU	Christian Hook	DEU	Bronze	Dominik Schwager	DEU	Gold	Ferrari 488 GT3	PROAM	269.3	Free Practice - 2
7	RACE / BMW Team Teo Martín	ESP	Márcio Basso	BRA	Bronze	Guilherme Salas	BRA	Bronze	BMW M6 GT3	AM	269.3	Qualifying - 1 Driver - 1
17	Senkyr Motorsport	CZE	Richard Gonda	SVK	Silver	Mikkel Jensen	DNK	Silver	BMW M6 GT3	PRO	268.6	Free Practice - 1
51	Luzich Racing	USA	Alessandro Pier Guidi	ITA	Platinum	Mikkel Mac	DNK	Gold	Ferrari 488 GT3	PRO	268.6	Free Practice - 1
96	Optimum Motorsport	GBR	Bradley Ellis	GBR	Silver	Oliver Wilkinson	GBR	Bronze	Audi R8 LMS	PROAM	268.6	Qualifying - 1 Driver - 1
12	Ombra Racing	ITA	Andrea Rizzoli	ITA	Silver	Damiano Fioravanti	ITA	Silver	Lamborghini Huracan GT3	PRO	268.6	Qualifying - 1 Driver - 1
333	Rinaldi Racing	DEU	Rinat Salikhov	RUS	Bronze	David Perel	ZAF	Silver	Ferrari 488 GT3	PROAM	267.9	Free Practice - 1
11	RS Racing	ITA	Daniele Di Amato	ITA	Silver	Andrea Montermini	ITA	Gold	Ferrari 488 GT3	PRO	267.9	Free Practice - 1
36	Drivex School	ESP	Christian Hahn	BRA	Bronze	Lucas Auer	AUT	Gold	Mercedes AMG GT3	PROAM	267.9	Free Practice - 2
63	Imperiale Racing	ITA	Giovanni Venturini	ITA	Gold	Jeroen Mul	NLD	Silver	Lamborghini Huracan GT3	PRO	267.3	Free Practice - 1
52	Luzich Racing	USA	Marco Cioci	ITA	Gold	Matt Griffin	IRL	Gold	Ferrari 488 GT3	PRO	267.3	Free Practice - 1
20	SPS Automotive Performance	DEU	Valentin Pierburg	DEU	Bronze	Tom Onslow-Cole	GBR	Gold	Mercedes AMG GT3	PROAM	267.3	Free Practice - 2
72	Lechner Racing	AUT	Mario Plachutta	AUT	Bronze	Thomas Jäger	DEU	Gold	Mercedes AMG GT3	PROAM	267.3	Free Practice - 2
71	Luzich Racing	USA	Alexander West	SWE	Bronze	Michele Rugolo	ITA	Gold	Ferrari 488 GT3	PROAM	267.3	Free Practice - 2
77	Olimp Racing	POL	Marcin Jedlinski	POL	Bronze	Mateusz Lisowski	POL	Silver	Audi R8 LMS	PROAM	267.3	Qualifying - 1 Driver - 1
25	Imperiale Racing	ITA	Riccardo Agostini	ITA	Gold	Rik Breukers	NLD	Silver	Lamborghini Huracan GT3	PRO	266.6	Free Practice - 1
90	Target Racing	ITA	Alberto Di Folco	ITA	Silver	Adrian Zaugg	CHE	Silver	Lamborghini Huracan GT3	PRO	266.6	Qualifying - 1 Driver - 1
91	Target Racing	ITA	Stefano Costantini	ITA	Bronze				Lamborghini Huracan GT3	AM	266.6	Qualifying - 1 Driver - 1
19	Imperiale Racing	ITA	Jiatong Liang	CHN	Bronze	Raffaele Giammaria	ITA	Gold	Lamborghini Huracan GT3	PROAM	266.0	Free Practice - 1
16	Drivex School	ESP	Marcelo Hahn	BRA	Bronze	Allam Khodair	BRA	Gold	Mercedes AMG GT3	PROAM	266.0	Free Practice - 1
84	Winward Racing / HTP	USA	Russell Ward	USA	Silver	Indy Dontje	NLD	Silver	Mercedes AMG GT3	PRO	266.0	Free Practice - 1
99	Sports and You	PRT	Manuel Da Costa	PRT	Bronze	Miguel Sardinha	PRT	Bronze	Mercedes AMG GT3	AM	264.7	Free Practice - 2
5	Olimp Racing	POL	Stanislaw Jedlinski	POL	Bronze	Malgorzata Rdest	POL	Bronze	Audi R8 LMS	AM	264.7	Free Practice - 2
111	Porteiro Motorsport	ESP	Charles Finelli	USA	Bronze	Phillippe Denes	USA	Bronze	Mercedes AMG GT3	AM	264.7	Free Practice - 3 - bronze drivers

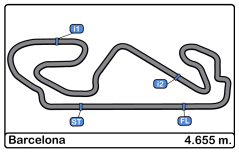

Circuito de Barcelona
International GT Open
Qualifying - 1 Driver - 1
Pit Stop Analysis

3 — Lourenço Beirão da Veiga — PRO — RACE / BMW Team Teo Martín
Juan Cruz Álvarez — BMW M6 GT3

Nr.	In Day Time	In Time	Out Time	Pit Time	T. Pit Time	Handicap	Penalty
1	11:18:47.350	11:18:47.350	11:25:00.013	6:12.663	6:12.663		
2	11:30:23.814	11:30:23.814	11:31:27.478	1:03.664	7:16.327		

5 — Stanislaw Jedlinski — AM — Olimp Racing
Malgorzata Rdest — Audi R8 LMS

Nr.	In Day Time	In Time	Out Time	Pit Time	T. Pit Time	Handicap	Penalty
1	11:19:30.861	11:19:30.861	11:26:35.306	7:04.445	7:04.445		

6 — Kang Ling — PRO — Vincenzo Sospiri Racing
Philip Keen — Lamborghini Huracan GT3

Nr.	In Day Time	In Time	Out Time	Pit Time	T. Pit Time	Handicap	Penalty
1	11:19:22.607	11:19:22.607	11:24:44.337	5:21.730	5:21.730		
2	11:26:36.214	11:26:36.214	11:31:01.903	4:25.689	9:47.419		

7 — Márcio Basso — AM — RACE / BMW Team Teo Martín
Guilherme Salas — BMW M6 GT3

Nr.	In Day Time	In Time	Out Time	Pit Time	T. Pit Time	Handicap	Penalty
1	11:20:25.225	11:20:25.225	11:25:43.993	5:18.768	5:18.768		

12 — Andrea Rizzoli — PRO — Ombra Racing
Damiano Fioravanti — Lamborghini Huracan GT3

Nr.	In Day Time	In Time	Out Time	Pit Time	T. Pit Time	Handicap	Penalty
1	11:17:57.007	11:17:57.007	11:25:38.069	7:41.062	7:41.062		

16 — Marcelo Hahn — PROAM — Drivex School
Allam Khodair — Mercedes AMG GT3

Nr.	In Day Time	In Time	Out Time	Pit Time	T. Pit Time	Handicap	Penalty
1	11:20:28.282	11:20:28.282	11:27:08.712	6:40.430	6:40.430		

17 — Richard Gonda — PRO — Senkyr Motorsport
Mikkel Jensen — BMW M6 GT3

Nr.	In Day Time	In Time	Out Time	Pit Time	T. Pit Time	Handicap	Penalty
1	11:19:13.972	11:19:13.972	11:27:02.691	7:48.719	7:48.719		

19 — Jiatong Liang — PROAM — Imperiale Racing
Raffaele Giammaria — Lamborghini Huracan GT3

Nr.	In Day Time	In Time	Out Time	Pit Time	T. Pit Time	Handicap	Penalty
1	11:20:10.225	11:20:10.225	11:24:03.438	3:53.213	3:53.213		
2	11:28:04.142	11:28:04.142	11:30:50.085	2:45.943	6:39.156		

20 — Valentin Pierburg — PROAM — SPS Automotive Performance
Tom Onslow-Cole — Mercedes AMG GT3

Nr.	In Day Time	In Time	Out Time	Pit Time	T. Pit Time	Handicap	Penalty
1	11:16:20.685	11:16:20.685	11:29:36.196	13:15.511	13:15.511		

25 — Riccardo Agostini — PRO — Imperiale Racing
Rik Breukers — Lamborghini Huracan GT3

Nr.	In Day Time	In Time	Out Time	Pit Time	T. Pit Time	Handicap	Penalty
1	11:20:33.671	11:20:33.671	11:26:27.759	5:54.088	5:54.088		
2	11:30:04.764	11:30:04.764	11:31:42.666	1:37.902	7:31.990		

27 — Fabrizio Crestani — PROAM — Daiko Lazarus Racing
Miguel Ramos — Lamborghini Huracan GT3

Nr.	In Day Time	In Time	Out Time	Pit Time	T. Pit Time	Handicap	Penalty
1	11:15:21.049	11:15:21.049	11:30:56.415	15:35.366	15:35.366		

28 — Toby Sowery — PROAM — Daiko Lazarus Racing
Giuseppe Cipriani — Lamborghini Huracan GT3

Nr.	In Day Time	In Time	Out Time	Pit Time	T. Pit Time	Handicap	Penalty
1	11:17:22.748	11:17:22.748	11:29:07.553	11:44.805	11:44.805		

33 — Christian Hook — PROAM — Rinaldi Racing
Dominik Schwager — Ferrari 488 GT3

Nr.	In Day Time	In Time	Out Time	Pit Time	T. Pit Time	Handicap	Penalty
1	11:19:53.561	11:19:53.561	11:24:45.547	4:51.986	4:51.986		
2	11:31:52.000	11:31:52.000	11:33:09.087	1:17.087	6:09.073		

36 — Christian Hahn — PROAM — Drivex School
Lucas Auer — Mercedes AMG GT3

Nr.	In Day Time	In Time	Out Time	Pit Time	T. Pit Time	Handicap	Penalty
1	11:19:11.439	11:19:11.439	11:26:36.526	7:25.087	7:25.087		

47 — Fran Rueda — PRO — RACE / BMW Team Teo Martín
Andrés Saravia — BMW M6 GT3

Nr.	In Day Time	In Time	Out Time	Pit Time	T. Pit Time	Handicap	Penalty
1	11:19:41.882	11:19:41.882	11:30:58.015	11:16.133	11:16.133		

51 — Alessandro Pier Guidi — PRO — Luzich Racing
Mikkel Mac — Ferrari 488 GT3

Nr.	In Day Time	In Time	Out Time	Pit Time	T. Pit Time	Handicap	Penalty
1	11:09:40.891	11:09:40.891	11:11:48.276	2:07.385	2:07.385		
2	11:19:16.289	11:19:16.289	11:30:15.817	10:59.528	13:06.913		

52 — Marco Cioci — PRO — Luzich Racing
Matt Griffin — Ferrari 488 GT3

Nr.	In Day Time	In Time	Out Time	Pit Time	T. Pit Time	Handicap	Penalty
1	11:18:14.489	11:18:14.489	11:28:09.057	9:54.568	9:54.568		

63 — Giovanni Venturini — PRO — Imperiale Racing
Jeroen Mul — Lamborghini Huracan GT3

Nr.	In Day Time	In Time	Out Time	Pit Time	T. Pit Time	Handicap	Penalty
1	11:19:35.639	11:19:35.639	11:29:02.395	9:26.756	9:26.756		

66 — Giulio Borlenghi — AM — Vincenzo Sospiri Racing
Andrzej Lewandowski — Lamborghini Huracan GT3

Nr.	In Day Time	In Time	Out Time	Pit Time	T. Pit Time	Handicap	Penalty
1	11:35:53.398	11:35:53.398	11:36:17.723	24.325	24.325		

71 — Alexander West — PROAM — Luzich Racing
Michele Rugolo — Ferrari 488 GT3

Nr.	In Day Time	In Time	Out Time	Pit Time	T. Pit Time	Handicap	Penalty
1	11:20:44.407	11:20:44.407	11:25:07.431	4:23.024	4:23.024		

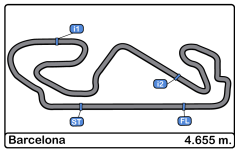

Circuito de Barcelona
International GT Open
Qualifying - 1 Driver - 1
Pit Stop Analysis

72

Mario Plachutta — PROAM — Lechner Racing

Thomas Jäger — Mercedes AMG GT3

Nr.	In Day Time	In Time	Out Time	Pit Time	T. Pit Time	Handicap	Penalty
1	11:20:11.787	11:20:11.787	11:24:06.861	3:55.074	3:55.074		

77

Marcin Jedlinski — PROAM — Olimp Racing

Mateusz Lisowski — Audi R8 LMS

Nr.	In Day Time	In Time	Out Time	Pit Time	T. Pit Time	Handicap	Penalty
1	11:16:28.962	11:16:28.962	11:25:50.509	9:21.547	9:21.547		

84

Russell Ward — PRO — Winward Racing / HTP Motorsport

Indy Dontje — Mercedes AMG GT3

Nr.	In Day Time	In Time	Out Time	Pit Time	T. Pit Time	Handicap	Penalty
1	11:20:32.240	11:20:32.240	11:29:32.043	8:59.803	8:59.803		

90

Alberto Di Folco — PRO — Target Racing

Adrian Zaugg — Lamborghini Huracan GT3

Nr.	In Day Time	In Time	Out Time	Pit Time	T. Pit Time	Handicap	Penalty
1	11:19:46.282	11:19:46.282	11:25:55.392	6:09.110	6:09.110		
2	11:29:38.574	11:29:38.574	11:32:53.031	3:14.457	9:23.567		

91

Stefano Costantini — AM — Target Racing

Lamborghini Huracan GT3

Nr.	In Day Time	In Time	Out Time	Pit Time	T. Pit Time	Handicap	Penalty
1	11:19:56.724	11:19:56.724	11:25:15.989	5:19.265	5:19.265		
2	11:30:44.129	11:30:44.129	11:32:25.929	1:41.800	7:01.065		

96

Bradley Ellis — PROAM — Optimum Motorsport

Oliver Wilkinson — Audi R8 LMS

Nr.	In Day Time	In Time	Out Time	Pit Time	T. Pit Time	Handicap	Penalty
1	11:20:21.423	11:20:21.423	11:24:36.474	4:15.051	4:15.051		
2	11:28:11.014	11:28:11.014	11:29:53.435	1:42.421	5:57.472		
3	11:37:06.075	11:37:06.075	11:38:04.560	58.485	6:55.957		

99

Manuel Da Costa — AM — Sports and You

Miguel Sardinha — Mercedes AMG GT3

Nr.	In Day Time	In Time	Out Time	Pit Time	T. Pit Time	Handicap	Penalty
1	11:17:04.162	11:17:04.162	11:24:51.739	7:47.577	7:47.577		
2	11:32:07.963	11:32:07.963	11:33:39.215	1:31.252	9:18.829		

111

Charles Finelli — AM — Porteiro Motorsport

Phillippe Denes — Mercedes AMG GT3

Nr.	In Day Time	In Time	Out Time	Pit Time	T. Pit Time	Handicap	Penalty
1	11:19:03.819	11:19:03.819	11:25:21.062	6:17.243	6:17.243		

333

Rinat Salikhov — PROAM — Rinaldi Racing

David Perel — Ferrari 488 GT3

Nr.	In Day Time	In Time	Out Time	Pit Time	T. Pit Time	Handicap	Penalty
1	11:19:06.094	11:19:06.094	11:30:03.436	10:57.342	10:57.342		

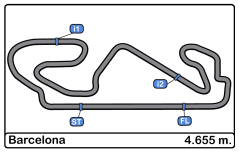

Circuito de Barcelona
International GT Open
Qualifying - 1 Driver - 1
Weather Report

Air Temperature

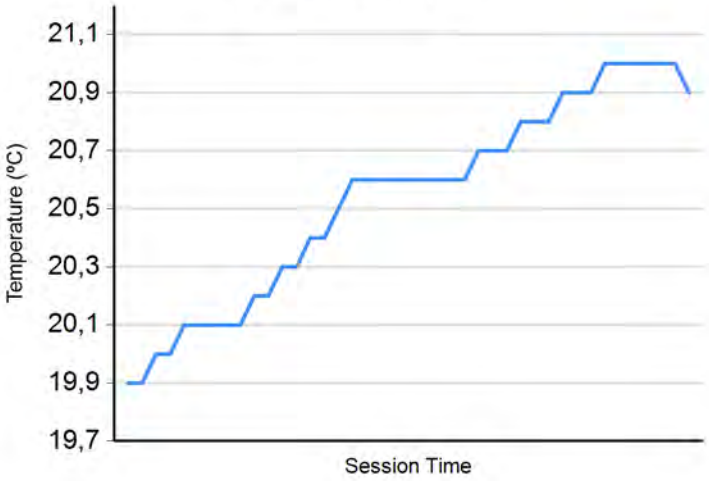

Track Temperature

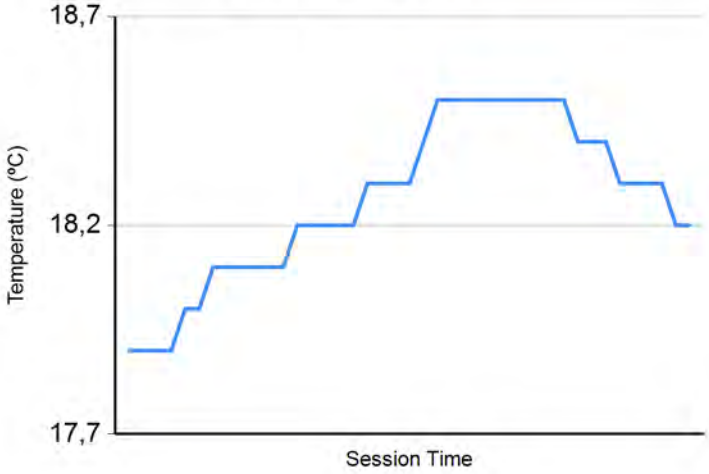

Humidity

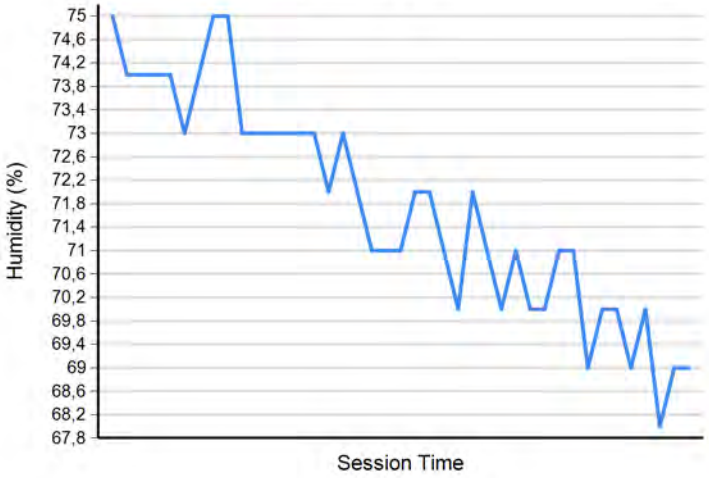

Pressure

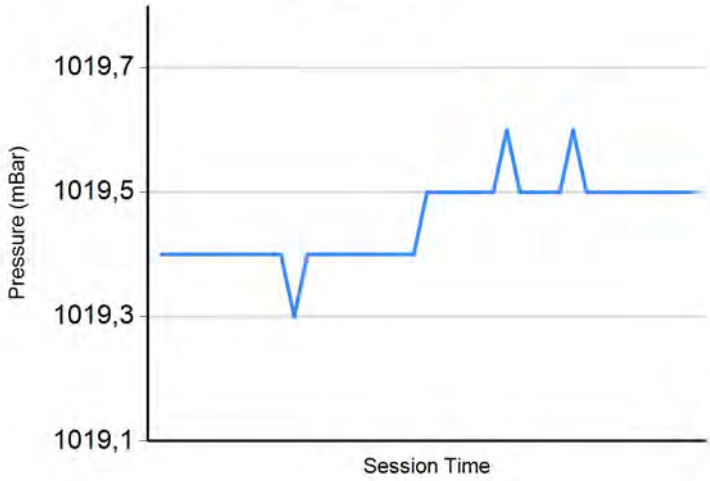

Wind Speed

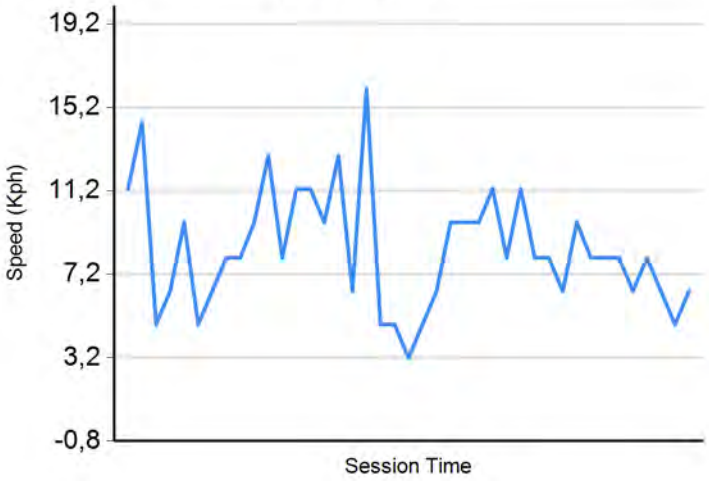

Wind direction

North = 0º/360º Est = 90º South = 180º West= 270º

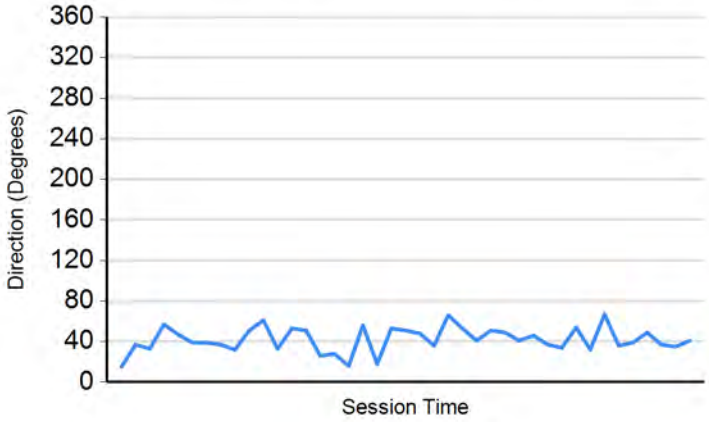

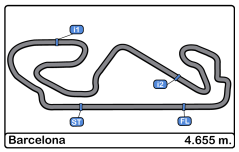

Circuito de Barcelona
International GT Open
Qualifying - 1 Driver - 1
Final Results

Cls	Nº	Entrant/Team	Nat	Driver 1	Nat		Driver 2	Nat		Vehicle	Cat	Cls	Laps	Best	Time	Gap	Interval	Km/h
1	**20**	SPS Automotive Performance	DEU	Valentin Pierburg	DEU	Bronze	**Tom Onslow-Cole**	GBR	Gold	Mercedes AMG GT3	PROAM	1	12	**8**	**1:43.404**			162.0
2	**27**	Daiko Lazarus Racing	ITA	**Fabrizio Crestani**	ITA	Silver	Miguel Ramos	PRT	Bronze	Lamborghini Huracan GT3	PROAM	2	8	**6**	**1:43.496**	0.092	0.092	161.9
3	**12**	Ombra Racing	ITA	Andrea Rizzoli	ITA	Silver	**Damiano Fioravanti**	ITA	Silver	Lamborghini Huracan GT3	PRO	1	9	**7**	**1:43.671**	0.267	0.175	161.6
4	**25**	Imperiale Racing	ITA	Riccardo Agostini	ITA	Gold	**Rik Breukers**	NLD	Silver	Lamborghini Huracan GT3	PRO	2	13	**10**	**1:43.818**	0.414	0.147	161.4
5	**51**	Luzich Racing	USA	Alessandro Pier Guidi	ITA	Platinum	**Mikkel Mac**	DNK	Gold	Ferrari 488 GT3	PRO	3	11	**8**	**1:44.020**	0.616	0.202	161.1
6	**77**	Olimp Racing	POL	Marcin Jedlinski	POL	Bronze	**Mateusz Lisowski**	POL	Silver	Audi R8 LMS	PROAM	3	11	**7**	**1:44.053**	0.649	0.033	161.0
7	**16**	Drivex School	ESP	Marcelo Hahn	BRA	Bronze	**Allam Khodair**	BRA	Gold	Mercedes AMG GT3	PROAM	4	12	**9**	**1:44.103**	0.699	0.050	160.9
8	**17**	Senkyr Motorsport	CZE	**Richard Gonda**	SVK	Silver	Mikkel Jensen	DNK	Silver	BMW M6 GT3	PRO	4	9	**6**	**1:44.112**	0.708	0.009	160.9
9	**96**	Optimum Motorsport	GBR	**Bradley Ellis**	GBR	Silver	Oliver Wilkinson	GBR	Bronze	Audi R8 LMS	PROAM	5	13	**9**	**1:44.144**	0.740	0.032	160.9
10	**63**	Imperiale Racing	ITA	Giovanni Venturini	ITA	Gold	**Jeroen Mul**	NLD	Silver	Lamborghini Huracan GT3	PRO	5	10	**2**	**1:44.226**	0.822	0.082	160.7
11	**6**	Vincenzo Sospiri Racing	ITA	Kang Ling	CHN	Silver	**Philip Keen**	GBR	Gold	Lamborghini Huracan GT3	PRO	6	10	**7**	**1:44.233**	0.829	0.007	160.7
12	**333**	Rinaldi Racing	DEU	Rinat Salikhov	RUS	Bronze	**David Perel**	ZAF	Silver	Ferrari 488 GT3	PROAM	6	11	**8**	**1:44.358**	0.954	0.125	160.5
13	**84**	Winward Racing / HTP	USA	Russell Ward	USA	Silver	**Indy Dontje**	NLD	Silver	Mercedes AMG GT3	PRO	7	14	**4**	**1:44.451**	1.047	0.093	160.4
14	**33**	Rinaldi Racing	DEU	Christian Hook	DEU	Bronze	**Dominik Schwager**	DEU	Gold	Ferrari 488 GT3	PROAM	7	13	**11**	**1:44.478**	1.074	0.027	160.3
15	**28**	Daiko Lazarus Racing	ITA	**Toby Sowery**	GBR	Silver	Giuseppe Cipriani	ITA	Bronze	Lamborghini Huracan GT3	PROAM	8	13	**9**	**1:44.604**	1.200	0.126	160.2
16	**47**	RACE / BMW Team Teo Martín	ESP	Fran Rueda	ESP	Silver	**Andrés Saravia**	GTM	Silver	BMW M6 GT3	PRO	8	11	**10**	**1:44.890**	1.486	0.286	159.7
17	**52**	Luzich Racing	USA	**Marco Cioci**	ITA	Gold	Matt Griffin	IRL	Gold	Ferrari 488 GT3	PRO	9	12	**8**	**1:44.986**	1.582	0.096	159.6
18	**11**	RS Racing	ITA	Daniele Di Amato	ITA	Silver	**Andrea Montermini**	ITA	Gold	Ferrari 488 GT3	PRO	10	3	**3**	**1:45.127**	1.723	0.141	159.4
19	**91**	Target Racing	ITA	Stefano Costantini	ITA	Bronze				Lamborghini Huracan GT3	AM	1	13	**11**	**1:45.129**	1.725	0.002	159.4
20	**90**	Target Racing	ITA	Alberto Di Folco	ITA	Silver	**Adrian Zaugg**	CHE	Silver	Lamborghini Huracan GT3	PRO	11	11	**10**	**1:45.162**	1.758	0.033	159.3
21	**36**	Drivex School	ESP	**Christian Hahn**	BRA	Bronze	Lucas Auer	AUT	Gold	Mercedes AMG GT3	PROAM	9	15	**5**	**1:45.194**	1.790	0.032	159.3
22	**3**	RACE / BMW Team Teo Martín	ESP	**Lourenço Beirão da Veiga**	PRT	Silver	Juan Cruz Álvarez	ARG	Silver	BMW M6 GT3	PRO	12	12	**9**	**1:45.262**	1.858	0.068	159.2
23	**71**	Luzich Racing	USA	**Alexander West**	SWE	Bronze	Michele Rugolo	ITA	Gold	Ferrari 488 GT3	PROAM	10	12	**8**	**1:45.898**	2.494	0.636	158.2
24	**99**	Sports and You	PRT	**Manuel Da Costa**	PRT	Bronze	Miguel Sardinha	PRT	Bronze	Mercedes AMG GT3	AM	2	13	**11**	**1:45.986**	2.582	0.088	158.1
25	**19**	Imperiale Racing	ITA	**Jiatong Liang**	CHN	Bronze	Raffaele Giammaria	ITA	Gold	Lamborghini Huracan GT3	PROAM	11	13	**12**	**1:46.090**	2.686	0.104	157.9
26	**66**	Vincenzo Sospiri Racing	ITA	Giulio Borlenghi	BRA	Bronze	**Andrzej Lewandowski**	POL	Bronze	Lamborghini Huracan GT3	AM	3	8	**4**	**1:46.157**	2.753	0.067	157.8
27	**5**	Olimp Racing	POL	Stanislaw Jedlinski	POL	Bronze	**Malgorzata Rdest**	POL	Bronze	Audi R8 LMS	AM	4	13	**10**	**1:46.213**	2.809	0.056	157.7
28	**72**	Lechner Racing	AUT	**Mario Plachutta**	AUT	Bronze	Thomas Jäger	DEU	Gold	Mercedes AMG GT3	PROAM	12	10	**7**	**1:46.620**	3.216	0.407	157.1
29	**7**	RACE / BMW Team Teo Martín	ESP	**Márcio Basso**	BRA	Bronze	Guilherme Salas	BRA	Bronze	BMW M6 GT3	AM	5	15	**11**	**1:47.757**	4.353	1.137	155.5
30	**111**	Porteiro Motorsport	ESP	**Charles Finelli**	USA	Bronze	Phillippe Denes	USA	Bronze	Mercedes AMG GT3	AM	6	9	**4**	**1:49.322**	5.918	1.565	153.2

Published at:.....

Track Temp: **18.3 °C** Air Temp: **21.0 °C** Humidity: **69 %** Track Status: **DRY**

Stewards:	**Race Director:**	**Timekeeper:**

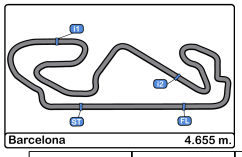

Circuito de Barcelona
International GT Open
Race - 1
Starting Grid

29	**66**	Andrzej Lewandowski	1:46.157	.15.	30	**111**	Charles Finelli	1:49.322
27	**72**	Mario Plachutta	1:46.620	.14.	28	**7**	Márcio Basso	1:47.757
25	**19**	Jiatong Liang	1:46.090	.13.	26	**5**	Malgorzata Rdest	1:46.213
23	**71**	Alexander West	1:45.898	.12.	24	**99**	Manuel Da Costa	1:45.986
21	**36**	Christian Hahn	1:45.194	.11.	22	**3**	Lourenço Beirão da Veiga	1:45.262
19	**91**	Stefano Costantini	1:45.129	.10.	20	**90**	Adrian Zaugg	1:45.162
17	**52**	Marco Cioci	1:44.986	.9.	18	**11**	Andrea Montermini	1:45.127
15	**28**	Toby Sowery	1:44.604	.8.	16	**47**	Andrés Saravia	1:44.890
13	**84**	Indy Dontje	1:44.451	.7.	14	**33**	Dominik Schwager	1:44.478
11	**6**	Philip Keen	1:44.233	.6.	12	**333**	David Perel	1:44.358
9	**96**	Bradley Ellis	1:44.144	.5.	10	**63**	Jeroen Mul	1:44.226
7	**16**	Allam Khodair	1:44.103	.4.	8	**17**	Richard Gonda	1:44.112
5	**51**	Mikkel Mac	1:44.020	.3.	6	**77**	Mateusz Lisowski	1:44.053
3	**12**	Damiano Fioravanti	1:43.671	.2.	4	**25**	Rik Breukers	1:43.818
1	**20**	Tom Onslow-Cole	1:43.404	.1.	2	**27**	Fabrizio Crestani	1:43.496

Pole

CAR #66 3 GRID PENALTYS DECISION Nº 14 FROM MONZA

Published at:.....

Stewards:

Timekeeper:

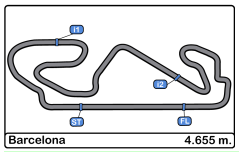

Circuito de Barcelona

International GT Open

Race - 1

Provisional Results

Cls	Nº	Entrant/Team	Nat	Driver 1	Nat	Status	Driver 2	Nat	Status	Vehicle	Cat	Cl	Laps	Total Time	Gap	Interval	Km/h	Best	Time	Km/h
1	**12**	Ombra Racing	ITA	Andrea Rizzoli	ITA	Silver	**Damiano Fioravanti**	ITA	Silver	Lamborghini Huracan GT3	PRO	1	36	**1:11:26.099**			140.7	7	1:45.925	158.2
2	**63**	Imperiale Racing	ITA	Giovanni Venturini	ITA	Gold	**Jeroen Mul**	NLD	Silver	Lamborghini Huracan GT3	PRO	2	36	**1:11:26.931**	0.832	0.832	140.7	18	1:45.301	159.1
3	**20**	SPS Automotive Performance	DEU	Valentin Pierburg	DEU	Bronze	**Tom Onslow-Cole**	GBR	Gold	Mercedes AMG GT3	PROAM	1	36	**1:11:29.167**	3.068	2.236	140.6	5	1:45.153	159.3
4	**25**	Imperiale Racing	ITA	Riccardo Agostini	ITA	Gold	**Rik Breukers**	NLD	Silver	Lamborghini Huracan GT3	PRO	3	36	**1:11:29.570**	3.471	0.403	140.6	9	1:45.966	158.1
5	**17**	Senkyr Motorsport	CZE	**Richard Gonda**	SVK	Silver	Mikkel Jensen	DNK	Silver	BMW M6 GT3	PRO	4	36	**1:11:30.359**	4.260	0.789	140.6	4	1:46.810	156.8
6	**51**	Luzich Racing	USA	Alessandro Pier Guidi	ITA	Platinum	**Mikkel Mac**	DNK	Gold	Ferrari 488 GT3	PRO	5	36	**1:11:30.992**	4.893	0.633	140.5	18	1:45.661	158.6
7	**52**	Luzich Racing	USA	**Marco Cioci**	ITA	Gold	Matt Griffin	IRL	Gold	Ferrari 488 GT3	PRO	6	36	**1:11:31.471**	5.372	0.479	140.5	20	1:46.685	157.0
8	**333**	Rinaldi Racing	DEU	Rinat Salikhov	RUS	Bronze	**David Perel**	ZAF	Silver	Ferrari 488 GT3	PROAM	2	36	**1:11:31.984**	5.885	0.513	140.5	6	1:46.098	157.9
9	**27**	Daiko Lazarus Racing	ITA	**Fabrizio Crestani**	ITA	Silver	Miguel Ramos	PRT	Bronze	Lamborghini Huracan GT3	PROAM	3	36	**1:11:35.126**	9.027	3.142	140.4	6	1:46.064	157.9
10	**72**	Lechner Racing	AUT	**Mario Plachutta**	AUT	Bronze	Thomas Jäger	DEU	Gold	Mercedes AMG GT3	PROAM	4	36	**1:11:35.509**	9.410	0.383	140.4	18	1:45.734	158.4
11	**11**	RS Racing	ITA	Daniele Di Amato	ITA	Silver	**Andrea Montermini**	ITA	Gold	Ferrari 488 GT3	PRO	7	36	**1:11:35.777**	9.678	0.268	140.4	18	1:46.377	157.5
12	**47**	RACE / BMW Team Teo Martín	ESP	Fran Rueda	ESP	Silver	**Andrés Saravia**	GTM	Silver	BMW M6 GT3	PRO	8	36	**1:11:36.190**	10.091	0.413	140.4	18	1:46.035	158.0
13	**6**	Vincenzo Sospiri Racing	ITA	Kang Ling	CHN	Silver	**Philip Keen**	GBR	Gold	Lamborghini Huracan GT3	PRO	9	36	**1:11:37.077**	10.978	0.887	140.3	8	1:46.794	156.9
14	**3**	RACE / BMW Team Teo Martín	ESP	**Lourenço Beirão da Veiga**	PRT	Silver	Juan Cruz Álvarez	ARG	Silver	BMW M6 GT3	PRO	10	36	**1:11:37.842**	11.743	0.765	140.3	20	1:47.334	156.1
15	**33**	Rinaldi Racing	DEU	Christian Hook	DEU	Bronze	**Dominik Schwager**	DEU	Gold	Ferrari 488 GT3	PROAM	5	36	**1:11:38.880**	12.781	1.038	140.3	19	1:46.700	157.0
16	**19**	Imperiale Racing	ITA	**Jiatong Liang**	CHN	Bronze	Raffaele Giammaria	ITA	Gold	Lamborghini Huracan GT3	PROAM	6	36	**1:11:39.308**	13.209	0.428	140.3	19	1:46.478	157.3
17	**16**	Drivex School	ESP	Marcelo Hahn	BRA	Bronze	**Allam Khodair**	BRA	Gold	Mercedes AMG GT3	PROAM	7	36	**1:11:39.811**	13.712	0.503	140.3	20	1:46.450	157.4
18	**84**	Winward Racing / HTP Motorsport	USA	Russell Ward	USA	Silver	**Indy Dontje**	NLD	Silver	Mercedes AMG GT3	PRO	11	36	**1:11:39.833**	13.734	0.022	140.3	19	1:46.671	157.0
19	**91**	Target Racing	ITA	Stefano Costantini	ITA	Bronze				Lamborghini Huracan GT3	AM	1	36	**1:11:40.251**	14.152	0.418	140.2	16	1:47.382	156.0
20	**7**	RACE / BMW Team Teo Martín	ESP	**Márcio Basso**	BRA	Bronze	Guilherme Salas	BRA	Bronze	BMW M6 GT3	AM	2	36	**1:11:40.468**	14.369	0.217	140.2	18	1:46.665	157.1
21	**71**	Luzich Racing	USA	**Alexander West**	SWE	Bronze	Michele Rugolo	ITA	Gold	Ferrari 488 GT3	PROAM	8	36	**1:11:41.295**	15.196	0.827	140.2	20	1:46.300	157.6
22	**66**	Vincenzo Sospiri Racing	ITA	Giulio Borlenghi	BRA	Bronze	**Andrzej Lewandowski**	POL	Bronze	Lamborghini Huracan GT3	AM	3	36	**1:11:46.999**	20.900	5.704	140.0	23	1:46.880	156.7
23	**96**	Optimum Motorsport	GBR	**Bradley Ellis**	GBR	Silver	Oliver Wilkinson	GBR	Bronze	Audi R8 LMS	PROAM	9	36	**1:11:47.657**	21.558	0.658	140.0	8	1:46.624	157.1
24	**99**	Sports and You	PRT	**Manuel Da Costa**	PRT	Bronze	Miguel Sardinha	PRT	Bronze	Mercedes AMG GT3	AM	4	36	**1:11:50.753**	24.654	3.096	139.9	8	1:48.888	153.9
25	**111**	Porteiro Motorsport	ESP	**Charles Finelli**	USA	Bronze	Phillippe Denes	USA	Bronze	Mercedes AMG GT3	AM	5	35	**1:11:40.839**	1 Lap	1 Lap	136.3	18	1:46.639	157.1
26	**28**	Daiko Lazarus Racing	ITA	**Toby Sowery**	GBR	Silver	Giuseppe Cipriani	ITA	Bronze	Lamborghini Huracan GT3	PROAM	10	35	**1:11:46.786**	1 Lap	5.947	136.1	5	1:46.693	157.0
27	**5**	Olimp Racing	POL	Stanislaw Jedlinski	POL	Bronze	**Malgorzata Rdest**	POL	Bronze	Audi R8 LMS	AM	6	35	**1:12:13.757**	1 Lap	26.971	135.3	5	1:48.880	153.9
28	**36**	Drivex School	ESP	**Christian Hahn**	BRA	Bronze	Lucas Auer	AUT	Gold	Mercedes AMG GT3	PROAM	11	34	**1:07:59.332**	2 Laps	1 Lap	139.6	26	1:46.976	156.6
29	**77**	Olimp Racing	POL	Marcin Jedlinski	POL	Bronze	**Mateusz Lisowski**	POL	Silver	Audi R8 LMS	PROAM	12	29	**56:42.804**	7 Laps	5 Laps	142.8	19	1:45.868	158.2
	Not classified: (Requirements: 75% of number laps of leader = 27 Laps)																			
	90	Target Racing	ITA	Alberto Di Folco	ITA	Silver	**Adrian Zaugg**	CHE	Silver	Lamborghini Huracan GT3	PRO	12	10	**18:13.042**	26 Laps	19 Laps	153.3	9	1:47.234	156.2

Fastest lap Pierburg - Onslow-Cole in 1:45.153 at 159.4 Km/h in lap 5

CAR #16 - 5 SECONDS TIME PENALTY OVERTAKING UNDER SAFETY CAR

CAR #25 - 5 SECONDS TIME PENALTY BREAKING FORMATION

Published at:.....

Track Temp: **30.2 °C** Air Temp: **24.8 °C** Humidity: **47 %** Track Status: **DRY**

Stewards:	**Race Director:**	**Timekeeper:**

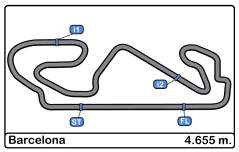

Circuito de Barcelona

International GT Open

Race - 1

Provisional Results by Class

Cls	Nº	Entrant/Team	Nat	Driver 1	Nat	Status	Driver 2	Nat	Status	Vehicle	Cat	Cl	Laps	Total Time	Gap	Interval	Km/h	Best	Time	Km/h
		PRO																		
1	**12**	Ombra Racing	ITA	Andrea Rizzoli	ITA	Silver	**Damiano Fioravanti**	ITA	Silver	Lamborghini Huracan GT3	PRO	1	36	**1:11:26.099**			140.7	7	1:45.925	158.2
2	**63**	Imperiale Racing	ITA	Giovanni Venturini	ITA	Gold	**Jeroen Mul**	NLD	Silver	Lamborghini Huracan GT3	PRO	2	36	**1:11:26.931**	0.832	0.832	140.7	18	1:45.301	159.1
3	**25**	Imperiale Racing	ITA	Riccardo Agostini	ITA	Gold	**Rik Breukers**	NLD	Silver	Lamborghini Huracan GT3	PRO	3	36	**1:11:29.570**	3.471	2.639	140.6	9	1:45.966	158.1
4	**17**	Senkyr Motorsport	CZE	**Richard Gonda**	SVK	Silver	Mikkel Jensen	DNK	Silver	BMW M6 GT3	PRO	4	36	**1:11:30.359**	4.260	0.789	140.6	4	1:46.810	156.8
5	**51**	Luzich Racing	USA	Alessandro Pier Guidi	ITA	Platinum	**Mikkel Mac**	DNK	Gold	Ferrari 488 GT3	PRO	5	36	**1:11:30.992**	4.893	0.633	140.5	18	1:45.661	158.6
6	**52**	Luzich Racing	USA	**Marco Cioci**	ITA	Gold	Matt Griffin	IRL	Gold	Ferrari 488 GT3	PRO	6	36	**1:11:31.471**	5.372	0.479	140.5	20	1:46.685	157.0
7	**11**	RS Racing	ITA	Daniele Di Amato	ITA	Silver	**Andrea Montermini**	ITA	Gold	Ferrari 488 GT3	PRO	7	36	**1:11:35.777**	9.678	4.306	140.4	18	1:46.377	157.5
8	**47**	RACE / BMW Team Teo Martín	ESP	Fran Rueda	ESP	Silver	**Andrés Saravia**	GTM	Silver	BMW M6 GT3	PRO	8	36	**1:11:36.190**	10.091	0.413	140.4	18	1:46.035	158.0
9	**6**	Vincenzo Sospiri Racing	ITA	Kang Ling	CHN	Silver	**Philip Keen**	GBR	Gold	Lamborghini Huracan GT3	PRO	9	36	**1:11:37.077**	10.978	0.887	140.3	8	1:46.794	156.9
10	**3**	RACE / BMW Team Teo Martín	ESP	**Lourenço Beirão da Veiga**	PRT	Silver	Juan Cruz Álvarez	ARG	Silver	BMW M6 GT3	PRO	10	36	**1:11:37.842**	11.743	0.765	140.3	20	1:47.334	156.1
11	**84**	Winward Racing / HTP Motorsport	USA	Russell Ward	USA	Silver	**Indy Dontje**	NLD	Silver	Mercedes AMG GT3	PRO	11	36	**1:11:39.833**	13.734	1.991	140.3	19	1:46.671	157.0
	Not classified: (Requirements: 75% of number laps of leader = 27 Laps)																			
	90	Target Racing	ITA	Alberto Di Folco	ITA	Silver	**Adrian Zaugg**	CHE	Silver	Lamborghini Huracan GT3	PRO	12	10	**18:13.042**	26 Laps	26 Laps	153.3	9	1:47.234	156.2
		PROAM																		
1	**20**	SPS Automotive Performance	DEU	Valentin Pierburg	DEU	Bronze	**Tom Onslow-Cole**	GBR	Gold	Mercedes AMG GT3	PROAM	1	36	**1:11:29.167**			140.6	5	1:45.153	159.3
2	**333**	Rinaldi Racing	DEU	Rinat Salikhov	RUS	Bronze	**David Perel**	ZAF	Silver	Ferrari 488 GT3	PROAM	2	36	**1:11:31.984**	5.885	2.817	140.5	6	1:46.098	157.9
3	**27**	Daiko Lazarus Racing	ITA	**Fabrizio Crestani**	ITA	Silver	Miguel Ramos	PRT	Bronze	Lamborghini Huracan GT3	PROAM	3	36	**1:11:35.126**	9.027	3.142	140.4	6	1:46.064	157.9
4	**72**	Lechner Racing	AUT	**Mario Plachutta**	AUT	Bronze	Thomas Jäger	DEU	Gold	Mercedes AMG GT3	PROAM	4	36	**1:11:35.509**	9.410	0.383	140.4	18	1:45.734	158.4
5	**33**	Rinaldi Racing	DEU	Christian Hook	DEU	Bronze	**Dominik Schwager**	DEU	Gold	Ferrari 488 GT3	PROAM	5	36	**1:11:38.880**	12.781	3.371	140.3	19	1:46.700	157.0
6	**19**	Imperiale Racing	ITA	**Jiatong Liang**	CHN	Bronze	Raffaele Giammaria	ITA	Gold	Lamborghini Huracan GT3	PROAM	6	36	**1:11:39.308**	13.209	0.428	140.3	19	1:46.478	157.3
7	**16**	Drivex School	ESP	Marcelo Hahn	BRA	Bronze	**Allam Khodair**	BRA	Gold	Mercedes AMG GT3	PROAM	7	36	**1:11:39.811**	13.712	0.503	140.3	20	1:46.450	157.4
8	**71**	Luzich Racing	USA	**Alexander West**	SWE	Bronze	Michele Rugolo	ITA	Gold	Ferrari 488 GT3	PROAM	8	36	**1:11:41.295**	15.196	1.484	140.2	20	1:46.300	157.6
9	**96**	Optimum Motorsport	GBR	**Bradley Ellis**	GBR	Silver	Oliver Wilkinson	GBR	Bronze	Audi R8 LMS	PROAM	9	36	**1:11:47.657**	21.558	6.362	140.0	8	1:46.624	157.1
10	**28**	Daiko Lazarus Racing	ITA	**Toby Sowery**	GBR	Silver	Giuseppe Cipriani	ITA	Bronze	Lamborghini Huracan GT3	PROAM	10	35	**1:11:46.786**	1 Lap	1 Lap	136.1	5	1:46.693	157.0
11	**36**	Drivex School	ESP	**Christian Hahn**	BRA	Bronze	Lucas Auer	AUT	Gold	Mercedes AMG GT3	PROAM	11	34	**1:07:59.332**	2 Laps	1 Lap	139.6	26	1:46.976	156.6
12	**77**	Olimp Racing	POL	Marcin Jedlinski	POL	Bronze	**Mateusz Lisowski**	POL	Silver	Audi R8 LMS	PROAM	12	29	**56:42.804**	7 Laps	5 Laps	142.8	19	1:45.868	158.2
		AM																		
1	**91**	Target Racing	ITA	Stefano Costantini	ITA	Bronze				Lamborghini Huracan GT3	AM	1	36	**1:11:40.251**			140.2	16	1:47.382	156.0
2	**7**	RACE / BMW Team Teo Martín	ESP	**Márcio Basso**	BRA	Bronze	Guilherme Salas	BRA	Bronze	BMW M6 GT3	AM	2	36	**1:11:40.468**	14.369	0.217	140.2	18	1:46.665	157.1
3	**66**	Vincenzo Sospiri Racing	ITA	Giulio Borlenghi	BRA	Bronze	**Andrzej Lewandowski**	POL	Bronze	Lamborghini Huracan GT3	AM	3	36	**1:11:46.999**	20.900	6.531	140.0	23	1:46.880	156.7
4	**99**	Sports and You	PRT	**Manuel Da Costa**	PRT	Bronze	Miguel Sardinha	PRT	Bronze	Mercedes AMG GT3	AM	4	36	**1:11:50.753**	24.654	3.754	139.9	8	1:48.888	153.9
5	**111**	Porteiro Motorsport	ESP	**Charles Finelli**	USA	Bronze	Phillippe Denes	USA	Bronze	Mercedes AMG GT3	AM	5	35	**1:11:40.839**	1 Lap	1 Lap	136.3	18	1:46.639	157.1
6	**5**	Olimp Racing	POL	Stanislaw Jedlinski	POL	Bronze	**Malgorzata Rdest**	POL	Bronze	Audi R8 LMS	AM	6	35	**1:12:13.757**	1 Lap	32.918	135.3	5	1:48.880	153.9

Fastest lap Pierburg - Onslow-Cole in 1:45.153 at 159.4 Km/h in lap 5

Published at:.....

Track Temp: **30.2 °C** Air Temp: **24.8 °C** Humidity: **47 %** Track Status: **DRY**

Stewards:	**Race Director:**	**Timekeeper:**

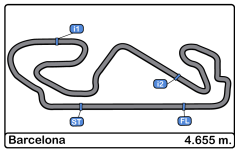

Circuito de Barcelona

International GT Open

Race - 1

Provisional Classification by Driver Fastest Lap

Cl	Nº	Entrant/Team	Nat	Vehicle	Driver	Nat	Status	Cat	Cl	Laps	Best	Time	Gap	Interval	Km/h
1	**20**	SPS Automotive Performance	DEU	Mercedes AMG GT3	Tom Onslow-Cole	GBR	Gold	PROAM	1	18	**5**	**1:45.153**			159.3
2	**63**	Imperiale Racing	ITA	Lamborghini Huracan GT3	Giovanni Venturini	ITA	Gold	PRO	1	22	**4**	**1:45.301**	0.148	0.148	159.1
3	**51**	Luzich Racing	USA	Ferrari 488 GT3	Alessandro Pier Guidi	ITA	Platinum	PRO	2	21	**3**	**1:45.661**	0.508	0.360	158.6
4	**72**	Lechner Racing	AUT	Mercedes AMG GT3	Thomas Jäger	DEU	Gold	PROAM	2	21	**3**	**1:45.734**	0.581	0.073	158.4
5	**77**	Olimp Racing	POL	Audi R8 LMS	Mateusz Lisowski	POL	Silver	PROAM	3	20	**19**	**1:45.868**	0.715	0.134	158.2
6	**12**	Ombra Racing	ITA	Lamborghini Huracan GT3	Damiano Fioravanti	ITA	Silver	PRO	3	17	**7**	**1:45.925**	0.772	0.057	158.2
7	**25**	Imperiale Racing	ITA	Lamborghini Huracan GT3	Rik Breukers	NLD	Silver	PRO	4	18	**9**	**1:45.966**	0.813	0.041	158.1
8	**47**	RACE / BMW Team Teo Martín	ESP	BMW M6 GT3	Fran Rueda	ESP	Silver	PRO	5	22	**4**	**1:46.035**	0.882	0.069	158.0
9	**27**	Daiko Lazarus Racing	ITA	Lamborghini Huracan GT3	Fabrizio Crestani	ITA	Silver	PROAM	4	15	**6**	**1:46.064**	0.911	0.029	157.9
10	**63**	Imperiale Racing	ITA	Lamborghini Huracan GT3	Jeroen Mul	NLD	Silver	PRO	6	14	**5**	**1:46.079**	0.926	0.015	157.9
11	**333**	Rinaldi Racing	DEU	Ferrari 488 GT3	David Perel	ZAF	Silver	PROAM	5	19	**6**	**1:46.098**	0.945	0.019	157.9
12	**12**	Ombra Racing	ITA	Lamborghini Huracan GT3	Andrea Rizzoli	ITA	Silver	PRO	7	19	**4**	**1:46.191**	1.038	0.093	157.8
13	**25**	Imperiale Racing	ITA	Lamborghini Huracan GT3	Riccardo Agostini	ITA	Gold	PRO	8	18	**2**	**1:46.197**	1.044	0.006	157.8
14	**51**	Luzich Racing	USA	Ferrari 488 GT3	Mikkel Mac	DNK	Gold	PRO	9	15	**4**	**1:46.300**	1.147	0.103	157.6
15	**71**	Luzich Racing	USA	Ferrari 488 GT3	Michele Rugolo	ITA	Gold	PROAM	6	22	**6**	**1:46.300**	1.147	0.000	157.6
16	**11**	RS Racing	ITA	Ferrari 488 GT3	Daniele Di Amato	ITA	Silver	PRO	10	21	**3**	**1:46.377**	1.224	0.077	157.5
17	**16**	Drivex School	ESP	Mercedes AMG GT3	Allam Khodair	BRA	Gold	PROAM	7	21	**20**	**1:46.450**	1.297	0.073	157.4
18	**11**	RS Racing	ITA	Ferrari 488 GT3	Andrea Montermini	ITA	Gold	PRO	11	15	**6**	**1:46.478**	1.325	0.028	157.3
19	**19**	Imperiale Racing	ITA	Lamborghini Huracan GT3	Raffaele Giammaria	ITA	Gold	PROAM	8	21	**4**	**1:46.478**	1.325	0.000	157.3
20	**96**	Optimum Motorsport	GBR	Audi R8 LMS	Bradley Ellis	GBR	Silver	PROAM	9	21	**8**	**1:46.624**	1.471	0.146	157.1
21	**111**	Porteiro Motorsport	ESP	Mercedes AMG GT3	Phillippe Denes	USA	Bronze	AM	1	21	**4**	**1:46.639**	1.486	0.015	157.1
22	**7**	RACE / BMW Team Teo Martín	ESP	BMW M6 GT3	Guilherme Salas	BRA	Bronze	AM	2	21	**3**	**1:46.665**	1.512	0.026	157.1
23	**84**	Winward Racing / HTP Motorsp	USA	Mercedes AMG GT3	Indy Dontje	NLD	Silver	PRO	12	21	**19**	**1:46.671**	1.518	0.006	157.0
24	**52**	Luzich Racing	USA	Ferrari 488 GT3	Matt Griffin	IRL	Gold	PRO	13	19	**3**	**1:46.685**	1.532	0.014	157.0
25	**28**	Daiko Lazarus Racing	ITA	Lamborghini Huracan GT3	Toby Sowery	GBR	Silver	PROAM	10	20	**5**	**1:46.693**	1.540	0.008	157.0
26	**33**	Rinaldi Racing	DEU	Ferrari 488 GT3	Dominik Schwager	DEU	Gold	PROAM	11	21	**19**	**1:46.700**	1.547	0.007	157.0
27	**6**	Vincenzo Sospiri Racing	ITA	Lamborghini Huracan GT3	Philip Keen	GBR	Gold	PRO	14	14	**8**	**1:46.794**	1.641	0.094	156.9
28	**17**	Senkyr Motorsport	CZE	BMW M6 GT3	Richard Gonda	SVK	Silver	PRO	15	20	**4**	**1:46.810**	1.657	0.016	156.8
29	**27**	Daiko Lazarus Racing	ITA	Lamborghini Huracan GT3	Miguel Ramos	PRT	Bronze	PROAM	12	21	**3**	**1:46.840**	1.687	0.030	156.8
30	**66**	Vincenzo Sospiri Racing	ITA	Lamborghini Huracan GT3	Giulio Borlenghi	BRA	Bronze	AM	3	20	**7**	**1:46.880**	1.727	0.040	156.7
31	**52**	Luzich Racing	USA	Ferrari 488 GT3	Marco Cioci	ITA	Gold	PRO	16	17	**7**	**1:46.901**	1.748	0.021	156.7
32	**17**	Senkyr Motorsport	CZE	BMW M6 GT3	Mikkel Jensen	DNK	Silver	PRO	17	16	**7**	**1:46.912**	1.759	0.011	156.7
33	**47**	RACE / BMW Team Teo Martín	ESP	BMW M6 GT3	Andrés Saravia	GTM	Silver	PRO	18	14	**6**	**1:46.948**	1.795	0.036	156.6
34	**36**	Drivex School	ESP	Mercedes AMG GT3	Lucas Auer	AUT	Gold	PROAM	13	20	**12**	**1:46.976**	1.823	0.028	156.6
35	**20**	SPS Automotive Performance	DEU	Mercedes AMG GT3	Valentin Pierburg	DEU	Bronze	PROAM	14	18	**3**	**1:47.049**	1.896	0.073	156.5
36	**6**	Vincenzo Sospiri Racing	ITA	Lamborghini Huracan GT3	Kang Ling	CHN	Silver	PRO	19	22	**6**	**1:47.055**	1.902	0.006	156.5
37	**333**	Rinaldi Racing	DEU	Ferrari 488 GT3	Rinat Salikhov	RUS	Bronze	PROAM	15	17	**8**	**1:47.078**	1.925	0.023	156.5
38	**90**	Target Racing	ITA	Lamborghini Huracan GT3	Adrian Zaugg	CHE	Silver	PRO	20	10	**9**	**1:47.234**	2.081	0.156	156.2
39	**3**	RACE / BMW Team Teo Martín	ESP	BMW M6 GT3	Juan Cruz Álvarez	ARG	Silver	PRO	21	22	**6**	**1:47.334**	2.181	0.100	156.1
40	**91**	Target Racing	ITA	Lamborghini Huracan GT3	Stefano Costantini	ITA	Bronze	AM	4	25	**5**	**1:47.382**	2.229	0.048	156.0
41	**3**	RACE / BMW Team Teo Martín	ESP	BMW M6 GT3	Lourenço Beirão da V	PRT	Silver	PRO	22	14	**6**	**1:47.512**	2.359	0.130	155.8
42	**36**	Drivex School	ESP	Mercedes AMG GT3	Christian Hahn	BRA	Bronze	PROAM	16	14	**8**	**1:47.576**	2.423	0.064	155.7
43	**91**	Target Racing	ITA	Lamborghini Huracan GT3	Stefano Costantini	ITA	Bronze	AM	5	11	**9**	**1:47.657**	2.504	0.081	155.6
44	**19**	Imperiale Racing	ITA	Lamborghini Huracan GT3	Jiatong Liang	CHN	Bronze	PROAM	17	15	**6**	**1:47.659**	2.506	0.002	155.6
45	**77**	Olimp Racing	POL	Audi R8 LMS	Marcin Jedlinski	POL	Bronze	PROAM	18	9	**8**	**1:47.775**	2.622	0.116	155.4
46	**66**	Vincenzo Sospiri Racing	ITA	Lamborghini Huracan GT3	Andrzej Lewandowski	POL	Bronze	AM	6	16	**5**	**1:47.927**	2.774	0.152	155.2
47	**71**	Luzich Racing	USA	Ferrari 488 GT3	Alexander West	SW	Bronze	PROAM	19	14	**6**	**1:48.109**	2.956	0.182	155.0
48	**16**	Drivex School	ESP	Mercedes AMG GT3	Marcelo Hahn	BRA	Bronze	PROAM	20	15	**8**	**1:48.325**	3.172	0.216	154.7
49	**84**	Winward Racing / HTP Motorsp	USA	Mercedes AMG GT3	Russell Ward	USA	Silver	PRO	23	15	**3**	**1:48.394**	3.241	0.069	154.6
50	**72**	Lechner Racing	AUT	Mercedes AMG GT3	Mario Plachutta	AUT	Bronze	PROAM	21	15	**6**	**1:48.426**	3.273	0.032	154.5
51	**33**	Rinaldi Racing	DEU	Ferrari 488 GT3	Christian Hook	DEU	Bronze	PROAM	22	15	**8**	**1:48.752**	3.599	0.326	154.0
52	**5**	Olimp Racing	POL	Audi R8 LMS	Malgorzata Rdest	POL	Bronze	AM	7	18	**5**	**1:48.880**	3.727	0.128	153.9
53	**99**	Sports and You	PRT	Mercedes AMG GT3	Manuel Da Costa	PRT	Bronze	AM	8	20	**8**	**1:48.888**	3.735	0.008	153.9
54	**96**	Optimum Motorsport	GBR	Audi R8 LMS	Oliver Wilkinson	GBR	Bronze	PROAM	23	15	**2**	**1:49.015**	3.862	0.127	153.7
55	**28**	Daiko Lazarus Racing	ITA	Lamborghini Huracan GT3	Giuseppe Cipriani	ITA	Bronze	PROAM	24	15	**6**	**1:49.199**	4.046	0.184	153.4
56	**99**	Sports and You	PRT	Mercedes AMG GT3	Miguel Sardinha	PRT	Bronze	AM	9	16	**9**	**1:49.368**	4.215	0.169	153.2
57	**7**	RACE / BMW Team Teo Martín	ESP	BMW M6 GT3	Márcio Basso	BRA	Bronze	AM	10	15	**5**	**1:49.652**	4.499	0.284	152.8
58	**111**	Porteiro Motorsport	ESP	Mercedes AMG GT3	Charles Finelli	USA	Bronze	AM	11	14	**6**	**1:49.894**	4.741	0.242	152.4
59	**5**	Olimp Racing	POL	Audi R8 LMS	Stanislaw Jedlinski	POL	Bronze	AM	12	17	**3**	**1:54.042**	8.889	4.148	146.9

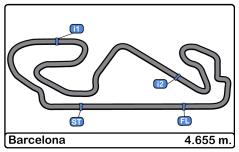

Circuito de Barcelona

International GT Open

Race - 1

Distance and Speed Average

Cls	Nº	Entrant/Team	Nat	Driver 1	Nat	Status	Driver 2	Nat	Status	Vehicle	Cat	Cls	Laps	Distance	Total Time	Km/h
1	**12**	Ombra Racing	ITA	Andrea Rizzoli	ITA	Silver	**Damiano Fioravanti**	ITA	Silver	Lamborghini Huracan GT3	PRO	1	36	**167.58**	**1:11:26.099**	140.7
2	**63**	Imperiale Racing	ITA	Giovanni Venturini	ITA	Gold	**Jeroen Mul**	NLD	Silver	Lamborghini Huracan GT3	PRO	2	36	**167.58**	**1:11:26.931**	140.7
3	**20**	SPS Automotive Performance	DEU	Valentin Pierburg	DEU	Bronze	**Tom Onslow-Cole**	GBR	Gold	Mercedes AMG GT3	PROAM	1	36	**167.58**	**1:11:29.167**	140.6
4	**25**	Imperiale Racing	ITA	Riccardo Agostini	ITA	Gold	**Rik Breukers**	NLD	Silver	Lamborghini Huracan GT3	PRO	3	36	**167.58**	**1:11:29.570**	140.6
5	**17**	Senkyr Motorsport	CZE	**Richard Gonda**	SVK	Silver	Mikkel Jensen	DNK	Silver	BMW M6 GT3	PRO	4	36	**167.58**	**1:11:30.359**	140.6
6	**51**	Luzich Racing	USA	Alessandro Pier Guidi	ITA	Platinum	**Mikkel Mac**	DNK	Gold	Ferrari 488 GT3	PRO	5	36	**167.58**	**1:11:30.992**	140.5
7	**52**	Luzich Racing	USA	**Marco Cioci**	ITA	Gold	Matt Griffin	IRL	Gold	Ferrari 488 GT3	PRO	6	36	**167.58**	**1:11:31.471**	140.5
8	**333**	Rinaldi Racing	DEU	Rinat Salikhov	RUS	Bronze	**David Perel**	ZAF	Silver	Ferrari 488 GT3	PROAM	2	36	**167.58**	**1:11:31.984**	140.5
9	**27**	Daiko Lazarus Racing	ITA	**Fabrizio Crestani**	ITA	Silver	Miguel Ramos	PRT	Bronze	Lamborghini Huracan GT3	PROAM	3	36	**167.58**	**1:11:35.126**	140.4
10	**72**	Lechner Racing	AUT	**Mario Plachutta**	AUT	Bronze	Thomas Jäger	DEU	Gold	Mercedes AMG GT3	PROAM	4	36	**167.58**	**1:11:35.509**	140.4
11	**11**	RS Racing	ITA	Daniele Di Amato	ITA	Silver	**Andrea Montermini**	ITA	Gold	Ferrari 488 GT3	PRO	7	36	**167.58**	**1:11:35.777**	140.4
12	**47**	RACE / BMW Team Teo Martín	ESP	Fran Rueda	ESP	Silver	**Andrés Saravia**	GTM	Silver	BMW M6 GT3	PRO	8	36	**167.58**	**1:11:36.190**	140.4
13	**6**	Vincenzo Sospiri Racing	ITA	Kang Ling	CHN	Silver	**Philip Keen**	GBR	Gold	Lamborghini Huracan GT3	PRO	9	36	**167.58**	**1:11:37.077**	140.3
14	**3**	RACE / BMW Team Teo Martín	ESP	**Lourenço Beirão da Veig**	PRT	Silver	Juan Cruz Álvarez	ARG	Silver	BMW M6 GT3	PRO	10	36	**167.58**	**1:11:37.842**	140.3
15	**33**	Rinaldi Racing	DEU	Christian Hook	DEU	Bronze	**Dominik Schwager**	DEU	Gold	Ferrari 488 GT3	PROAM	5	36	**167.58**	**1:11:38.880**	140.3
16	**19**	Imperiale Racing	ITA	**Jiatong Liang**	CHN	Bronze	Raffaele Giammaria	ITA	Gold	Lamborghini Huracan GT3	PROAM	6	36	**167.58**	**1:11:39.308**	140.3
17	**16**	Drivex School	ESP	Marcelo Hahn	BRA	Bronze	**Allam Khodair**	BRA	Gold	Mercedes AMG GT3	PROAM	7	36	**167.58**	**1:11:39.811**	140.3
18	**84**	Winward Racing / HTP Motors	USA	Russell Ward	USA	Silver	**Indy Dontje**	NLD	Silver	Mercedes AMG GT3	PRO	11	36	**167.58**	**1:11:39.833**	140.3
19	**91**	Target Racing	ITA	Stefano Costantini	ITA	Bronze				Lamborghini Huracan GT3	AM	1	36	**167.58**	**1:11:40.251**	140.2
20	**7**	RACE / BMW Team Teo Martín	ESP	**Márcio Basso**	BRA	Bronze	Guilherme Salas	BRA	Bronze	BMW M6 GT3	AM	2	36	**167.58**	**1:11:40.468**	140.2
21	**71**	Luzich Racing	USA	**Alexander West**	SWE	Bronze	Michele Rugolo	ITA	Gold	Ferrari 488 GT3	PROAM	8	36	**167.58**	**1:11:41.295**	140.2
22	**66**	Vincenzo Sospiri Racing	ITA	Giulio Borlenghi	BRA	Bronze	**Andrzej Lewandowski**	POL	Bronze	Lamborghini Huracan GT3	AM	3	36	**167.58**	**1:11:46.999**	140.0
23	**96**	Optimum Motorsport	GBR	**Bradley Ellis**	GBR	Silver	Oliver Wilkinson	GBR	Bronze	Audi R8 LMS	PROAM	9	36	**167.58**	**1:11:47.657**	140.0
24	**99**	Sports and You	PRT	**Manuel Da Costa**	PRT	Bronze	Miguel Sardinha	PRT	Bronze	Mercedes AMG GT3	AM	4	36	**167.58**	**1:11:50.753**	139.9
25	**111**	Porteiro Motorsport	ESP	**Charles Finelli**	USA	Bronze	Phillippe Denes	USA	Bronze	Mercedes AMG GT3	AM	5	35	**162.92**	**1:11:40.839**	136.3
26	**28**	Daiko Lazarus Racing	ITA	**Toby Sowery**	GBR	Silver	Giuseppe Cipriani	ITA	Bronze	Lamborghini Huracan GT3	PROAM	10	35	**162.92**	**1:11:46.786**	136.1
27	**5**	Olimp Racing	POL	Stanislaw Jedlinski	POL	Bronze	**Malgorzata Rdest**	POL	Bronze	Audi R8 LMS	AM	6	35	**162.92**	**1:12:13.757**	135.3
28	**36**	Drivex School	ESP	**Christian Hahn**	BRA	Bronze	Lucas Auer	AUT	Gold	Mercedes AMG GT3	PROAM	11	34	**158.27**	**1:07:59.332**	139.6
29	**77**	Olimp Racing	POL	Marcin Jedlinski	POL	Bronze	**Mateusz Lisowski**	POL	Silver	Audi R8 LMS	PROAM	12	29	**134.99**	**56:42.804**	142.8
	Not classified: (Requirements: 75% of number laps of leader = 27 Laps)															
	90	Target Racing	ITA	Alberto Di Folco	ITA	Silver	**Adrian Zaugg**	CHE	Silver	Lamborghini Huracan GT3	PRO	12	10	**46.55**	**18:13.042**	153.3

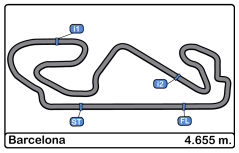

Circuito de Barcelona
International GT Open
Race - 1
Lap Analysis

3 — 1 Lourenço Beirão da Veiga — BMW M6 GT3
PRO — 2 Juan Cruz Álvarez — RACE / BMW Team Teo Martín

Lap	D	Time	Sector 1	Sector 2	Sector 3	T. Spd	Elapsed
1	1	1:59.649	37.268	44.420	37.961	258.9	1:59.649
2	1	1:49.175	30.368	42.446	36.361	267.9	3:48.824
3	1	1:48.888	30.408	42.129	36.351	267.3	5:37.712
4	1	1:49.923	30.230	42.239	37.454	267.9	7:27.635
5	1	1:49.353	30.783	41.895	36.675	264.0	9:16.988
6	1	1:47.512	29.955	41.948	35.609	267.9	11:04.500
7	1	1:48.076	30.019	42.024	36.033	268.6	12:52.576
8	1	1:48.895	30.462	42.079	36.354	270.0	14:41.471
9	1	1:49.504	31.044	42.524	35.936	268.6	16:30.975
10	1	1:53.580	30.197	45.797	37.586	267.3	18:24.555
11	1	2:31.207	38.547	1:03.342	49.318	255.3	20:55.762
12	1	2:40.814	59.550	56.661	44.603	124.8	23:36.576
13	1	2:31.217	48.712	57.523	44.982	160.0	26:07.793
14	1	2:24.794 P	48.287	51.190	45.317	145.9	28:32.587
15	2	2:59.306	1:40.697	42.527	36.082	192.5	31:31.893
16	2	1:49.354	30.635	42.878	35.841	267.9	33:21.247
17	2	1:49.007	30.276	42.698	36.033	267.9	35:10.254
18	2	1:47.924	30.078	42.203	35.643	269.3	36:58.178
19	2	1:47.473	30.126	41.858	35.489	268.6	38:45.651
20	2	1:47.334	30.025	41.805	35.504	269.3	40:32.985
21	2	1:48.436	30.181	42.590	35.665	269.3	42:21.421
22	2	1:49.241	30.766	42.587	35.888	267.9	44:10.662
23	2	1:49.136	31.077	42.291	35.768	268.6	45:59.798
24	2	1:48.097	30.004	42.047	36.046	268.6	47:47.895
25	2	1:49.836	30.345	42.186	37.305	269.3	49:37.731
26	2	1:50.225	30.593	42.389	37.243	269.3	51:27.956
27	2	1:49.303	30.229	42.309	36.765	270.0	53:17.259
28	2	1:48.086	30.305	42.105	35.676	267.9	55:05.345
29	2	1:47.488	30.145	41.762	35.581	270.0	56:52.833
30	2	1:48.074	30.298	42.096	35.680	270.6	58:40.907
31	2	1:57.697	31.307	46.562	39.828	270.6	1:00:38.604
32	2	2:12.232	33.527	50.750	47.955	230.2	1:02:50.836
33	2	2:51.458	51.025	1:14.019	46.414	194.5	1:05:42.294
34	2	2:16.750	43.028	56.545	37.177	171.9	1:07:59.044
35	2	1:49.361	30.559	42.663	36.139	270.0	1:09:48.405
36	2	1:49.437	30.531	42.594	36.312	270.6	1:11:37.842

5 — 1 Stanislaw Jedlinski — Audi R8 LMS
AM — 2 Malgorzata Rdest — Olimp Racing

Lap	D	Time	Sector 1	Sector 2	Sector 3	T. Spd	Elapsed
1	2	2:00.795	38.294	44.323	38.178	243.7	2:00.795
2	2	1:51.357	31.805	43.422	36.130	263.4	3:52.152
3	2	1:49.124	30.687	42.480	35.957	262.1	5:41.276
4	2	1:49.351	30.676	42.239	36.436	262.7	7:30.627
5	2	1:48.880	30.577	42.207	36.096	265.3	9:19.507
6	2	1:49.278	30.747	42.400	36.131	266.0	11:08.785
7	2	1:49.349	30.882	42.205	36.262	263.4	12:58.134
8	2	1:48.966	30.753	42.200	36.013	266.0	14:47.100
9	2	1:49.011	30.541	42.258	36.212	264.0	16:36.111
10	2	1:52.438	30.747	44.602	37.089	263.4	18:28.549
11	2	2:28.838	37.340	1:02.623	48.875	258.3	20:57.387
12	2	2:41.439	59.885	57.187	44.367	127.6	23:38.826
13	2	2:30.864	48.977	57.866	44.021	137.9	26:09.690
14	2	2:19.040	49.031	49.884	40.125	118.5	28:28.730
15	2	1:50.329	31.135	42.718	36.476	263.4	30:19.059
16	2	1:49.485	30.957	42.401	36.127	264.0	32:08.544
17	2	1:50.009	30.784	42.839	36.386	264.7	33:58.553
18	2	1:55.277 P	30.765	42.243	42.269	263.4	35:53.830
19	1	3:56.015	2:34.067	44.250	37.698	179.4	39:49.845
20	1	1:54.122	31.931	44.143	38.048	260.8	41:43.967
21	1	1:54.042	31.662	44.544	37.836	258.9	43:38.009
22	1	1:57.388	31.940	45.070	40.378	258.9	45:35.397
23	1	2:01.182	32.547	45.755	42.880	258.9	47:36.579
24	1	2:05.892	34.239	48.433	43.220	255.3	49:42.471
25	1	1:59.883	32.932	46.080	40.871	257.7	51:42.354
26	1	2:00.786	32.931	46.368	41.487	257.1	53:43.140
27	1	1:59.799	32.869	46.441	40.489	255.9	55:42.939
28	1	1:58.709	32.606	46.250	39.853	259.6	57:41.648
29	1	2:02.918	33.593	46.747	42.578	257.1	59:44.566
30	1	2:23.423	51.309	49.567	42.547	162.4	1:02:07.989
31	1	2:05.765	36.473	47.955	41.337	252.9	1:04:13.754
32	1	2:03.935	35.110	47.703	41.122	247.7	1:06:17.689
33	1	2:01.971	34.422	47.124	40.425	255.9	1:08:19.660
34	1	1:57.216	32.857	45.618	38.741	256.5	1:10:16.876
35	1	1:56.881	32.726	45.151	39.004	258.3	1:12:13.757

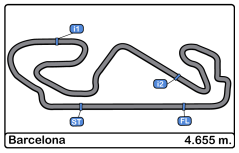

Circuito de Barcelona
International GT Open
Race - 1
Lap Analysis

6 — 1 Kang Ling — Lamborghini Huracan GT3
PRO — 2 Philip Keen — Vincenzo Sospiri Racing

Lap	D	Time	Sector 1	Sector 2	Sector 3	T. Spd	Elapsed
1	2	2:06.675	34.499	56.757	35.419	258.3	2:06.675
2	2	1:47.414	30.224	41.524	35.666	263.4	3:54.089
3	2	1:48.748	30.070	42.083	36.595	267.3	5:42.837
4	2	1:47.245	30.100	41.639	35.506	263.4	7:30.082
5	2	1:48.994	30.436	42.092	36.466	268.6	9:19.076
6	2	1:49.010	30.605	42.348	36.057	268.6	11:08.086
7	2	1:47.670	30.589	41.724	35.357	267.9	12:55.756
8	2	1:46.794	30.013	41.486	35.295	266.6	14:42.550
9	2	1:47.132	30.020	41.596	35.516	266.6	16:29.682
10	2	1:54.307	30.250	45.955	38.102	268.6	18:23.989
11	2	2:30.941	38.210	1:03.440	49.291	254.1	20:54.930
12	2	2:40.566	59.352	56.680	44.534	98.3	23:35.496
13	2	2:31.497	48.692	57.494	45.311	177.0	26:06.993
14	2	2:24.602 P	48.137	51.193	45.272	160.2	28:31.595
15	1	2:59.963	1:41.494	42.533	35.936	190.1	31:31.558
16	1	1:48.887	30.614	42.376	35.897	264.7	33:20.445
17	1	1:49.399	30.356	42.800	36.243	264.7	35:09.844
18	1	1:47.552	30.188	41.957	35.407	266.0	36:57.396
19	1	1:47.372	30.120	41.825	35.427	266.0	38:44.768
20	1	1:47.055	30.217	41.445	35.393	266.0	40:31.823
21	1	1:47.674	30.562	41.682	35.430	266.6	42:19.497
22	1	1:47.504	30.125	41.784	35.595	266.0	44:07.001
23	1	1:48.000	30.420	41.911	35.669	266.6	45:55.001
24	1	1:52.520	30.196	42.595	39.729	266.6	47:47.521
25	1	1:49.740	30.357	42.035	37.348	266.0	49:37.261
26	1	1:49.542	30.724	42.580	36.238	267.3	51:26.803
27	1	1:48.489	30.313	42.258	35.918	267.3	53:15.292
28	1	1:47.900	30.368	41.979	35.553	266.0	55:03.192
29	1	1:48.858	30.090	41.784	36.984	265.3	56:52.050
30	1	1:47.794	30.232	41.928	35.634	267.9	58:39.844
31	1	1:58.473	30.311	47.941	40.221	267.9	1:00:38.317
32	1	2:11.188	33.478	50.052	47.658	234.2	1:02:49.505
33	1	2:51.837	51.634	1:14.092	46.111	178.5	1:05:41.342
34	1	2:17.357	42.350	57.748	37.259	184.9	1:07:58.699
35	1	1:49.227	30.697	42.384	36.146	264.0	1:09:47.926
36	1	1:49.151	30.493	42.527	36.131	270.0	1:11:37.077

7 — 1 Márcio Basso — BMW M6 GT3
AM — 2 Guilherme Salas — RACE / BMW Team Teo Martín

Lap	D	Time	Sector 1	Sector 2	Sector 3	T. Spd	Elapsed
1	1	2:01.812	38.963	44.760	38.089	257.1	2:01.812
2	1	1:53.070	31.521	44.118	37.431	266.6	3:54.882
3	1	1:49.946	30.684	42.798	36.464	264.7	5:44.828
4	1	1:50.061	31.006	42.709	36.346	266.0	7:34.889
5	1	1:49.652	30.702	42.644	36.306	265.3	9:24.541
6	1	1:49.991	30.722	42.727	36.542	266.0	11:14.532
7	1	1:49.940	30.672	42.677	36.591	266.0	13:04.472
8	1	1:50.286	30.671	42.844	36.771	264.7	14:54.758
9	1	1:50.668	30.884	42.915	36.869	264.7	16:45.426
10	1	1:54.395	31.625	44.773	37.997	264.0	18:39.821
11	1	2:21.112	33.595	57.745	49.772	262.1	21:00.933
12	1	2:40.642	59.236	57.298	44.108	159.0	23:41.575
13	1	2:30.782	48.914	58.201	43.667	150.0	26:12.357
14	1	2:18.652	48.932	49.611	40.109	150.4	28:31.009
15	1	1:58.762 P	32.051	44.435	42.276	262.7	30:29.771
16	2	3:17.493	1:59.471	42.021	36.001	195.6	33:47.264
17	2	1:47.063	30.099	41.657	35.307	270.0	35:34.327
18	2	1:46.665	29.987	41.320	35.358	272.0	37:20.992
19	2	1:46.849	30.002	41.545	35.302	271.3	39:07.841
20	2	1:47.088	29.838	41.930	35.320	270.6	40:54.929
21	2	1:48.139	29.956	41.252	36.931	266.6	42:43.068
22	2	1:47.054	30.290	41.353	35.411	264.0	44:30.122
23	2	1:46.938	30.083	41.378	35.477	266.0	46:17.060
24	2	1:47.064	29.896	41.399	35.769	266.0	48:04.124
25	2	1:46.923	30.024	41.349	35.550	265.3	49:51.047
26	2	1:49.809	30.558	41.650	37.601	266.6	51:40.856
27	2	1:47.341	30.119	41.647	35.575	264.0	53:28.197
28	2	1:47.862	30.365	41.833	35.664	266.6	55:16.059
29	2	1:47.207	29.967	41.592	35.648	266.0	57:03.266
30	2	1:47.304	30.048	41.690	35.566	267.9	58:50.570
31	2	1:52.814	31.031	43.714	38.069	268.6	1:00:43.384
32	2	2:10.831	33.105	49.597	48.129	219.0	1:02:54.215
33	2	2:51.432	52.655	1:13.936	44.841	187.1	1:05:45.647
34	2	2:17.497	43.317	56.224	37.956	153.4	1:08:03.144
35	2	1:48.124	30.288	42.054	35.782	267.3	1:09:51.268
36	2	1:49.200	30.342	41.925	36.933	270.0	1:11:40.468

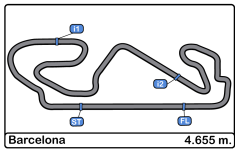

Circuito de Barcelona
International GT Open
Race - 1
Lap Analysis

11 — 1 Daniele Di Amato — Ferrari 488 GT3
PRO — 2 Andrea Montermini — RS Racing

Lap	D	Time	Sector 1	Sector 2	Sector 3	T. Spd	Elapsed
1	2	1:55.812	35.738	43.405	36.669	258.3	1:55.812
2	2	1:48.089	30.717	41.939	35.433	267.3	3:43.901
3	2	1:47.242	30.335	41.604	35.303	267.3	5:31.143
4	2	1:49.086	30.162	41.721	37.203	266.0	7:20.229
5	2	1:48.232	30.540	41.621	36.071	266.0	9:08.461
6	2	1:46.478	29.911	41.203	35.364	265.3	10:54.939
7	2	1:46.872	30.038	41.602	35.232	265.3	12:41.811
8	2	1:47.292	30.215	41.796	35.281	266.0	14:29.103
9	2	1:46.962	30.217	41.509	35.236	266.6	16:16.065
10	2	1:50.695	29.975	43.425	37.295	265.3	18:06.760
11	2	2:42.172	33.429	1:18.779	49.964	228.8	20:48.932
12	2	2:40.427	57.650	58.712	44.065	92.5	23:29.359
13	2	2:30.761	47.969	58.455	44.337	199.6	26:00.120
14	2	2:22.948	49.069	52.547	41.332	119.6	28:23.068
15	2	1:52.577 P	30.520	42.282	39.775	265.3	30:15.645
16	1	2:57.821	1:40.780	41.779	35.262	193.5	33:13.466
17	1	1:47.105	30.195	41.655	35.255	263.4	35:00.571
18	1	1:46.377	30.028	41.366	34.983	263.4	36:46.948
19	1	1:46.987	30.093	41.740	35.154	264.0	38:33.935
20	1	1:46.609	30.103	41.427	35.079	263.4	40:20.544
21	1	1:47.244	30.223	41.648	35.373	264.7	42:07.788
22	1	1:46.956	30.029	41.471	35.456	264.0	43:54.744
23	1	1:48.544	30.182	42.017	36.345	266.0	45:43.288
24	1	1:48.140	30.150	41.702	36.288	265.3	47:31.428
25	1	1:57.233	30.074	41.661	45.498	264.7	49:28.661
26	1	1:50.569	31.288	42.659	36.622	267.9	51:19.230
27	1	1:47.894	30.194	41.973	35.727	266.0	53:07.124
28	1	1:48.143	30.398	41.865	35.880	267.3	54:55.267
29	1	1:47.914	30.231	41.746	35.937	266.0	56:43.181
30	1	1:47.768	30.634	41.697	35.437	267.9	58:30.949
31	1	1:50.365	30.134	42.949	37.282	265.3	1:00:21.314
32	1	2:25.660	31.416	1:04.731	49.513	264.0	1:02:46.974
33	1	2:50.844	50.652	1:13.253	46.939	156.2	1:05:37.818
34	1	2:18.212	41.159	58.182	38.871	203.7	1:07:56.030
35	1	1:49.713	31.009	42.524	36.180	265.3	1:09:45.743
36	1	1:50.034	30.408	42.287	37.339	266.0	1:11:35.777

12 — 1 Andrea Rizzoli — Lamborghini Huracan GT3
PRO — 2 Damiano Fioravanti — Ombra Racing

Lap	D	Time	Sector 1	Sector 2	Sector 3	T. Spd	Elapsed
1	2	1:49.798	32.960	41.670	35.168	251.1	1:49.798
2	2	1:47.093	30.284	41.429	35.380	263.4	3:36.891
3	2	1:46.336	29.996	41.294	35.046	264.7	5:23.227
4	2	1:46.136	29.963	41.221	34.952	264.7	7:09.363
5	2	1:46.264	29.991	41.144	35.129	265.3	8:55.627
6	2	1:46.139	29.968	41.216	34.955	266.0	10:41.766
7	2	1:45.925	29.781	41.176	34.968	266.6	12:27.691
8	2	1:46.349	29.906	41.221	35.222	266.0	14:14.040
9	2	1:46.149	29.846	41.304	34.999	266.6	16:00.189
10	2	1:49.818	29.914	42.453	37.451	266.6	17:50.007
11	2	2:48.481	39.153	1:16.938	52.390	259.6	20:38.488
12	2	2:38.960	52.013	1:00.954	45.993	113.2	23:17.448
13	2	2:32.341	45.318	1:00.802	46.221	162.1	25:49.789
14	2	2:27.400	47.226	55.577	44.597	131.2	28:17.189
15	2	1:47.923	30.645	41.758	35.520	265.3	30:05.112
16	2	1:47.170	30.120	41.577	35.473	265.3	31:52.282
17	2	1:50.374 P	30.014	41.447	38.913	265.3	33:42.656
18	1	2:54.912	1:38.399	41.486	35.027	191.8	36:37.568
19	1	1:46.448	30.038	41.450	34.960	264.7	38:24.016
20	1	1:46.395	29.781	41.538	35.076	267.3	40:10.411
21	1	1:46.191	29.681	41.448	35.062	267.3	41:56.602
22	1	1:46.946	29.877	41.700	35.369	267.3	43:43.548
23	1	1:48.518	30.042	42.768	35.708	267.3	45:32.066
24	1	1:46.229	29.816	41.350	35.063	265.3	47:18.295
25	1	1:46.363	29.901	41.421	35.041	265.3	49:04.658
26	1	1:46.588	29.861	41.278	35.449	266.0	50:51.246
27	1	1:46.681	29.963	41.501	35.217	265.3	52:37.927
28	1	1:46.408	29.683	41.510	35.215	265.3	54:24.335
29	1	1:46.579	29.895	41.557	35.127	265.3	56:10.914
30	1	1:46.344	29.848	41.475	35.021	266.0	57:57.258
31	1	1:52.103	29.790	41.585	40.728	266.6	59:49.361
32	1	2:49.704	50.693	1:08.246	50.765	210.5	1:02:39.065
33	1	2:50.697	51.384	1:09.790	49.523	136.8	1:05:29.762
34	1	2:21.172	42.043	57.173	41.956	206.5	1:07:50.934
35	1	1:48.073	30.576	41.743	35.754	261.5	1:09:39.007
36	1	1:47.092	30.114	41.731	35.247	264.7	1:11:26.099

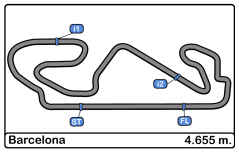

Circuito de Barcelona
International GT Open
Race - 1
Lap Analysis

16 — 1 Marcelo Hahn — Mercedes AMG GT3
PROAM — 2 Allam Khodair — Drivex School

Lap	D	Time	Sector 1	Sector 2	Sector 3	T. Spd	Elapsed
1	2	1:51.905	33.867	42.533	35.505	249.4	1:51.905
2	2	1:47.285	30.299	41.519	35.467	262.7	3:39.190
3	2	1:47.192	30.386	41.564	35.242	261.5	5:26.382
4	2	1:46.701	30.075	41.473	35.153	262.7	7:13.083
5	2	1:46.722	30.025	41.491	35.206	262.7	8:59.805
6	2	1:46.703	29.926	41.548	35.229	264.0	10:46.508
7	2	1:46.825	30.022	41.580	35.223	263.4	12:33.333
8	2	1:46.817	30.035	41.398	35.384	263.4	14:20.150
9	2	1:46.697	29.996	41.486	35.215	262.7	16:06.847
10	2	1:52.618	29.916	44.744	37.958	263.4	17:59.465
11	2	2:42.723	34.532	1:16.261	51.930	220.4	20:42.188
12	2	2:39.923	54.764	58.855	46.304	129.8	23:22.111
13	2	2:31.315	46.056	59.764	45.495	137.0	25:53.426
14	2	2:25.548	47.295	54.992	43.261	136.0	28:18.974
15	2	1:48.490	30.772	42.062	35.656	262.1	30:07.464
16	2	1:47.465	30.306	41.720	35.439	265.3	31:54.929
17	2	1:47.032	30.251	41.551	35.230	264.7	33:41.961
18	2	1:46.494	30.066	41.282	35.146	265.3	35:28.455
19	2	1:46.987	29.966	41.858	35.163	264.7	37:15.442
20	2	1:46.450	29.982	41.405	35.063	265.3	39:01.892
21	2	1:51.238 P	29.954	41.615	39.669	263.4	40:53.130
22	1	2:58.539	1:39.842	42.337	36.360	190.8	43:51.669
23	1	1:48.640	30.439	42.186	36.015	262.1	45:40.309
24	1	1:49.422	30.549	42.812	36.061	263.4	47:29.731
25	1	1:50.521	30.589	42.294	37.638	261.5	49:20.252
26	1	1:50.679	31.002	42.939	36.738	262.7	51:10.931
27	1	1:49.369	30.850	42.492	36.027	262.7	53:00.300
28	1	1:49.251	30.507	42.128	36.616	262.7	54:49.551
29	1	1:48.325	30.343	42.062	35.920	261.5	56:37.876
30	1	1:48.713	30.410	41.863	36.440	262.7	58:26.589
31	1	1:58.850	30.331	42.641	45.878	262.7	1:00:25.439
32	1	2:17.866	30.577	57.770	49.519	262.1	1:02:43.305
33	1	2:50.464	50.802	1:12.036	47.626	136.3	1:05:33.769
34	1	2:20.775	41.407	59.902	39.466	206.1	1:07:54.544
35	1	1:49.542	30.743	42.522	36.277	264.7	1:09:44.086
36	1	1:50.725	30.781	42.515	37.429	263.4	1:11:34.811

17 — 1 Richard Gonda — BMW M6 GT3
PRO — 2 Mikkel Jensen — Senkyr Motorsport

Lap	D	Time	Sector 1	Sector 2	Sector 3	T. Spd	Elapsed
1	1	1:53.937	34.369	42.749	36.819	255.9	1:53.937
2	1	1:47.291	30.256	41.473	35.562	264.7	3:41.228
3	1	1:46.835	30.023	41.351	35.461	265.3	5:28.063
4	1	1:46.810	29.985	41.275	35.550	266.0	7:14.873
5	1	1:48.389	30.024	41.866	36.499	265.3	9:03.262
6	1	1:47.968	30.086	41.651	36.231	267.9	10:51.230
7	1	1:46.923	30.049	41.498	35.376	265.3	12:38.153
8	1	1:46.915	29.883	41.397	35.635	267.3	14:25.068
9	1	1:48.297	30.048	41.409	36.840	265.3	16:13.365
10	1	1:49.007	30.126	42.210	36.671	267.3	18:02.372
11	1	2:42.811	34.447	1:17.675	50.689	202.2	20:45.183
12	1	2:39.926	56.759	58.545	44.622	120.0	23:25.109
13	1	2:31.942	47.033	59.645	45.264	178.8	25:57.051
14	1	2:24.130	46.659	54.870	42.601	156.2	28:21.181
15	1	1:48.115	30.496	41.799	35.820	266.0	30:09.296
16	1	1:47.848	30.033	41.970	35.845	267.9	31:57.144
17	1	1:47.646	30.045	41.871	35.730	270.6	33:44.790
18	1	1:46.881	29.818	41.530	35.533	267.9	35:31.671
19	1	1:47.034	29.817	41.573	35.644	267.9	37:18.705
20	1	1:50.334 P	29.885	41.607	38.842	266.6	39:09.039
21	2	3:06.099	1:49.392	41.381	35.326	193.8	42:15.138
22	2	1:48.437	30.067	41.619	36.751	267.9	44:03.575
23	2	1:47.569	30.738	41.413	35.418	268.6	45:51.144
24	2	1:47.310	30.028	41.672	35.610	267.9	47:38.454
25	2	1:50.382	32.025	41.676	36.681	266.6	49:28.836
26	2	1:47.977	30.544	41.838	35.595	271.3	51:16.813
27	2	1:46.912	29.978	41.478	35.456	264.0	53:03.725
28	2	1:47.092	30.009	41.386	35.697	266.6	54:50.817
29	2	1:47.936	29.902	42.046	35.988	267.9	56:38.753
30	2	1:48.139	30.178	41.560	36.401	268.6	58:26.892
31	2	1:51.566	30.265	43.718	37.583	272.0	1:00:18.458
32	2	2:25.405	30.522	1:05.463	49.420	261.5	1:02:43.863
33	2	2:50.329	50.535	1:13.368	46.426	125.2	1:05:34.192
34	2	2:19.116	41.739	57.651	39.726	204.9	1:07:53.308
35	2	1:49.002	30.599	42.217	36.186	266.6	1:09:42.310
36	2	1:48.049	30.178	41.751	36.120	267.9	1:11:30.359

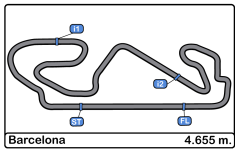

Circuito de Barcelona
International GT Open
Race - 1
Lap Analysis

19 — 1 Jiatong Liang — Lamborghini Huracan GT3
PROAM — 2 Raffaele Giammaria — Imperiale Racing

Lap	D	Time	Sector 1	Sector 2	Sector 3	T. Spd	Elapsed
1	1	1:59.981	37.047	44.446	38.488	260.2	1:59.981
2	1	1:49.116	30.555	42.397	36.164	264.7	3:49.097
3	1	1:48.951	30.690	42.147	36.114	264.7	5:38.048
4	1	1:49.366	30.390	42.276	36.700	263.4	7:27.414
5	1	1:48.479	30.730	41.972	35.777	263.4	9:15.893
6	1	1:47.659	30.147	41.754	35.758	264.7	11:03.552
7	1	1:48.491	30.248	42.349	35.894	266.6	12:52.043
8	1	1:48.346	30.337	42.031	35.978	266.0	14:40.389
9	1	1:48.976	30.465	42.349	36.162	264.7	16:29.365
10	1	1:54.009	30.237	45.628	38.144	265.3	18:23.374
11	1	2:30.690	38.437	1:03.187	49.066	236.8	20:54.064
12	1	2:40.720	59.420	57.028	44.272	89.5	23:34.784
13	1	2:31.400	48.676	57.516	45.208	174.7	26:06.184
14	1	2:20.603	47.936	51.659	41.008	144.1	28:26.787
15	1	1:53.935 P	30.759	42.175	41.001	262.1	30:20.722
16	2	3:10.131	1:52.581	41.640	35.910	192.1	33:30.853
17	2	1:47.008	30.405	41.411	35.192	263.4	35:17.861
18	2	1:46.587	29.980	41.466	35.141	264.0	37:04.448
19	2	1:46.478	29.976	41.487	35.015	264.0	38:50.926
20	2	1:46.524	29.980	41.481	35.063	264.7	40:37.450
21	2	1:46.742	30.001	41.466	35.275	265.3	42:24.192
22	2	1:48.200	29.984	42.437	35.779	265.3	44:12.392
23	2	1:48.355	30.276	42.265	35.814	266.6	46:00.747
24	2	1:48.577	30.248	42.171	36.158	266.6	47:49.324
25	2	1:49.166	30.389	41.779	36.998	266.0	49:38.490
26	2	1:49.735	31.227	42.178	36.330	267.3	51:28.225
27	2	1:49.285	30.275	42.221	36.789	265.3	53:17.510
28	2	1:49.677	30.412	43.478	35.787	264.7	55:07.187
29	2	1:47.425	30.120	41.605	35.700	265.3	56:54.612
30	2	1:47.112	29.963	41.750	35.399	266.0	58:41.724
31	2	1:57.656	31.049	46.637	39.970	266.0	1:00:39.380
32	2	2:13.130	33.321	51.440	48.369	234.7	1:02:52.510
33	2	2:51.240	50.944	1:14.718	45.578	208.4	1:05:43.750
34	2	2:15.920	42.154	57.458	36.308	179.4	1:07:59.670
35	2	1:50.045	31.211	42.506	36.328	262.7	1:09:49.715
36	2	1:49.593	30.459	41.992	37.142	264.0	1:11:39.308

20 — 1 Valentin Pierburg — Mercedes AMG GT3
PROAM — 2 Tom Onslow-Cole — SPS Automotive Performance

Lap	D	Time	Sector 1	Sector 2	Sector 3	T. Spd	Elapsed
1	2	1:47.184	31.770	40.784	34.630	249.4	1:47.184
2	2	1:45.395	29.917	40.829	34.649	259.6	3:32.579
3	2	1:45.494	29.847	40.914	34.733	259.6	5:18.073
4	2	1:45.412	29.888	40.866	34.658	259.6	7:03.485
5	2	1:45.153	29.707	40.728	34.718	261.5	8:48.638
6	2	1:45.570	29.804	40.918	34.848	262.1	10:34.208
7	2	1:45.664	29.923	41.018	34.723	262.7	12:19.872
8	2	1:45.498	29.940	40.852	34.706	262.1	14:05.370
9	2	1:46.240	30.017	41.424	34.799	261.5	15:51.610
10	2	1:47.456	29.948	41.015	36.493	261.5	17:39.066
11	2	2:58.028	48.757	1:16.406	52.865	219.0	20:37.094
12	2	2:38.795	51.593	59.765	47.437	115.0	23:15.889
13	2	2:32.901	45.380	59.551	47.970	173.6	25:48.790
14	2	2:26.903	46.538	55.809	44.556	152.1	28:15.693
15	2	1:46.682	30.432	41.321	34.929	259.6	30:02.375
16	2	1:46.059	29.969	41.083	35.007	262.7	31:48.434
17	2	1:46.661	29.942	41.436	35.283	264.7	33:35.095
18	2	1:50.529 P	29.831	41.340	39.358	265.3	35:25.624
19	1	2:55.549	1:37.919	42.203	35.427	192.1	38:21.173
20	1	1:47.137	30.038	41.843	35.256	260.8	40:08.310
21	1	1:47.049	30.025	41.770	35.254	262.7	41:55.359
22	1	1:47.203	30.044	41.776	35.383	262.7	43:42.562
23	1	1:50.432	30.613	43.457	36.362	262.1	45:32.994
24	1	1:48.297	30.092	42.541	35.664	262.7	47:21.291
25	1	1:47.563	30.150	41.779	35.634	262.1	49:08.854
26	1	1:47.936	30.371	41.752	35.813	262.7	50:56.790
27	1	1:48.050	30.270	42.028	35.752	260.8	52:44.840
28	1	1:47.849	30.238	41.874	35.737	261.5	54:32.689
29	1	1:47.732	30.217	41.799	35.716	260.8	56:20.421
30	1	1:47.997	30.230	41.959	35.808	263.4	58:08.418
31	1	1:48.976	30.291	42.145	36.540	261.5	59:57.394
32	1	2:42.476	44.193	1:07.595	50.688	260.8	1:02:39.870
33	1	2:50.787	51.053	1:10.130	49.604	140.9	1:05:30.657
34	1	2:20.866	41.566	57.292	42.008	180.6	1:07:51.523
35	1	1:49.681	31.674	42.333	35.674	261.5	1:09:41.204
36	1	1:47.963	30.233	42.095	35.635	262.7	1:11:29.167

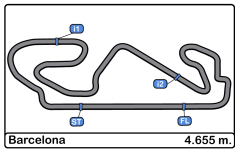

Circuito de Barcelona
International GT Open
Race - 1
Lap Analysis

25 — 1 Riccardo Agostini — Lamborghini Huracan GT3
PRO — 2 Rik Breukers — Imperiale Racing

Lap	D	Time	Sector 1	Sector 2	Sector 3	T. Spd	Elapsed
1	2	1:50.295	33.315	41.820	35.160	253.5	1:50.295
2	2	1:46.938	30.199	41.447	35.292	265.3	3:37.233
3	2	1:46.778	30.108	41.620	35.050	266.0	5:24.011
4	2	1:46.339	29.959	41.265	35.115	265.3	7:10.350
5	2	1:46.265	30.046	41.190	35.029	264.7	8:56.615
6	2	1:46.075	29.859	41.149	35.067	266.0	10:42.690
7	2	1:46.060	30.013	41.087	34.960	266.0	12:28.750
8	2	1:46.229	29.923	41.413	34.893	266.0	14:14.979
9	2	1:45.966	29.934	41.075	34.957	265.3	16:00.945
10	2	1:50.111	29.950	42.509	37.652	266.6	17:51.056
11	2	2:48.181	39.146	1:16.714	52.321	263.4	20:39.237
12	2	2:39.027	52.171	1:00.917	45.939	140.2	23:18.264
13	2	2:32.211	45.438	1:00.626	46.147	152.1	25:50.475
14	2	2:26.960	47.152	55.651	44.157	127.2	28:17.435
15	2	1:48.367	31.146	41.859	35.362	265.3	30:05.802
16	2	1:46.887	30.187	41.408	35.292	267.3	31:52.689
17	2	1:46.773	30.166	41.505	35.102	267.3	33:39.462
18	2	1:49.489 P	29.804	41.103	38.582	266.0	35:28.951
19	1	2:54.048	1:37.226	41.623	35.199	193.5	38:22.999
20	1	1:46.197	29.829	41.395	34.973	264.7	40:09.196
21	1	1:46.612	29.902	41.523	35.187	266.0	41:55.808
22	1	1:47.150	30.085	41.809	35.256	266.6	43:42.958
23	1	1:47.652	30.220	41.644	35.788	266.6	45:30.610
24	1	1:46.301	29.888	41.417	34.996	263.4	47:16.911
25	1	1:46.201	29.799	41.380	35.022	263.4	49:03.112
26	1	1:46.424	29.940	41.332	35.152	263.4	50:49.536
27	1	1:46.259	29.895	41.360	35.004	264.0	52:35.795
28	1	1:46.212	29.880	41.371	34.961	264.0	54:22.007
29	1	1:46.218	29.821	41.206	35.191	263.4	56:08.225
30	1	1:46.341	29.846	41.247	35.248	264.7	57:54.566
31	1	1:50.394	29.956	41.371	39.067	265.3	59:44.960
32	1	2:53.634	53.783	1:08.260	51.591	155.8	1:02:38.594
33	1	2:50.413	50.898	1:09.944	49.571	134.4	1:05:29.007
34	1	2:21.261	41.974	57.550	41.737	198.5	1:07:50.268
35	1	1:47.351	30.374	41.645	35.332	260.8	1:09:37.619
36	1	1:46.951	30.138	41.660	35.153	262.7	1:11:24.570

27 — 1 Fabrizio Crestani — Lamborghini Huracan GT3
PROAM — 2 Miguel Ramos — Daiko Lazarus Racing

Lap	D	Time	Sector 1	Sector 2	Sector 3	T. Spd	Elapsed
1	1	1:48.387	32.236	41.250	34.901	254.1	1:48.387
2	1	1:46.331	30.060	41.338	34.933	264.0	3:34.718
3	1	1:46.441	30.069	41.348	35.024	263.4	5:21.159
4	1	1:46.123	30.017	41.128	34.978	264.0	7:07.282
5	1	1:46.478	30.010	41.387	35.081	264.0	8:53.760
6	1	1:46.064	29.874	41.296	34.894	264.7	10:39.824
7	1	1:46.572	29.995	41.638	34.939	264.7	12:26.396
8	1	1:46.306	30.013	41.314	34.979	265.3	14:12.702
9	1	1:46.373	30.007	41.314	35.052	264.7	15:59.075
10	1	1:50.055	30.018	42.817	37.220	265.3	17:49.130
11	1	2:48.516	39.360	1:16.522	52.634	250.5	20:37.646
12	1	2:38.766	51.992	59.694	47.080	125.1	23:16.412
13	1	2:32.809	45.850	59.914	47.045	159.2	25:49.221
14	1	2:27.111	47.078	55.644	44.389	131.7	28:16.332
15	1	1:50.874 P	30.391	41.646	38.837	263.4	30:07.206
16	2	3:02.059	1:44.634	41.762	35.663	187.5	33:09.265
17	2	1:47.038	30.039	41.635	35.364	264.0	34:56.303
18	2	1:46.840	30.103	41.433	35.304	264.7	36:43.143
19	2	1:46.897	30.037	41.595	35.265	265.3	38:30.040
20	2	1:48.546	30.356	42.473	35.717	264.7	40:18.586
21	2	1:47.438	30.328	41.910	35.200	266.6	42:06.024
22	2	1:47.783	30.061	41.959	35.763	267.3	43:53.807
23	2	1:49.929	30.193	42.644	37.092	266.0	45:43.736
24	2	1:48.877	30.303	42.312	36.262	264.7	47:32.613
25	2	1:48.861	30.395	41.872	36.594	266.6	49:21.474
26	2	1:50.076	30.427	42.453	37.196	265.3	51:11.550
27	2	1:49.034	30.662	42.231	36.141	266.0	53:00.584
28	2	1:49.428	30.435	42.164	36.829	265.3	54:50.012
29	2	1:50.514	30.349	42.151	38.014	266.0	56:40.526
30	2	1:47.559	30.025	41.913	35.621	267.9	58:28.085
31	2	1:52.132	30.296	44.309	37.527	267.9	1:00:20.217
32	2	2:25.524	30.884	1:04.991	49.649	264.0	1:02:45.741
33	2	2:50.841	50.527	1:13.438	46.876	131.7	1:05:36.582
34	2	2:18.752	41.125	57.867	39.760	207.2	1:07:55.334
35	2	1:49.466	30.501	43.040	35.925	265.3	1:09:44.800
36	2	1:50.326	30.524	42.406	37.396	267.9	1:11:35.126

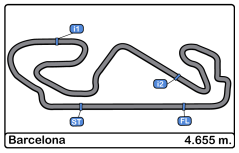

Circuito de Barcelona
International GT Open
Race - 1
Lap Analysis

28 — 1 Toby Sowery — Lamborghini Huracan GT3
PROAM — 2 Giuseppe Cipriani — Daiko Lazarus Racing

Lap	D	Time	Sector 1	Sector 2	Sector 3	T. Spd	Elapsed
1	1	1:54.699	35.144	43.053	36.502	258.3	1:54.699
2	1	1:47.466	30.400	41.724	35.342	269.3	3:42.165
3	1	1:47.260	30.185	41.801	35.274	266.0	5:29.425
4	1	1:48.659	30.297	42.759	35.603	266.6	7:18.084
5	1	1:46.693	30.068	41.557	35.068	267.3	9:04.777
6	1	1:47.433	30.120	41.669	35.644	267.9	10:52.210
7	1	1:46.993	30.175	41.614	35.204	267.9	12:39.203
8	1	1:46.958	29.985	41.627	35.346	267.9	14:26.161
9	1	1:47.537	29.973	41.578	35.986	267.9	16:13.698
10	1	1:50.108	30.270	42.935	36.903	267.9	18:03.806
11	1	2:42.047	33.795	1:17.789	50.463	205.7	20:45.853
12	1	2:40.110	56.681	58.771	44.658	112.8	23:25.963
13	1	2:31.538	47.376	59.178	44.984	150.0	25:57.501
14	1	2:24.022	47.391	54.458	42.173	150.2	28:21.523
15	1	1:48.282	30.731	41.955	35.596	266.6	30:09.805
16	1	1:47.866	30.346	41.752	35.768	268.6	31:57.671
17	1	1:47.667	30.315	41.844	35.508	270.0	33:45.338
18	1	1:46.943	30.167	41.558	35.218	269.3	35:32.281
19	1	1:46.975	29.991	41.691	35.293	269.3	37:19.256
20	1	1:50.588 P	30.153	41.755	38.680	268.6	39:09.844
21	2	3:03.112	1:43.176	43.900	36.036	173.0	42:12.956
22	2	1:50.444	30.505	42.934	37.005	264.7	44:03.400
23	2	1:50.767	31.420	43.278	36.069	270.0	45:54.167
24	2	1:49.949	30.641	42.834	36.474	266.0	47:44.116
25	2	1:52.772	31.199	44.135	37.438	269.3	49:36.888
26	2	1:49.199	30.644	42.501	36.054	265.3	51:26.087
27	2	1:50.365	30.552	42.599	37.214	264.7	53:16.452
28	2	1:51.709	31.087	43.742	36.880	265.3	55:08.161
29	2	1:49.712	30.577	42.425	36.710	264.7	56:57.873
30	2	3:51.726	30.686	42.642	2:38.398	265.3	1:00:49.599
31	2	2:06.933	31.784	47.374	47.775	259.6	1:02:56.532
32	2	2:51.742	53.022	1:14.448	44.272	191.8	1:05:48.274
33	2	2:17.405	43.736	55.673	37.996	196.7	1:08:05.679
34	2	1:51.205	31.565	43.264	36.376	258.9	1:09:56.884
35	2	1:49.902	30.743	42.533	36.626	266.6	1:11:46.786

33 — 1 Christian Hook — Ferrari 488 GT3
PROAM — 2 Dominik Schwager — Rinaldi Racing

Lap	D	Time	Sector 1	Sector 2	Sector 3	T. Spd	Elapsed
1	2	1:55.560	35.315	43.492	36.753	248.8	1:55.560
2	2	1:47.987	30.626	41.909	35.452	265.3	3:43.547
3	2	1:47.219	30.347	41.592	35.280	264.0	5:30.766
4	2	1:47.843	30.232	41.759	35.852	266.0	7:18.609
5	2	1:46.778	30.054	41.535	35.189	264.0	9:05.387
6	2	1:47.022	30.020	41.624	35.378	267.9	10:52.409
7	2	1:47.367	30.402	41.669	35.296	268.6	12:39.776
8	2	1:47.325	30.163	41.999	35.163	266.6	14:27.101
9	2	1:47.192	30.208	41.680	35.304	264.0	16:14.293
10	2	1:50.373	30.261	43.487	36.625	264.7	18:04.666
11	2	2:42.256	33.627	1:17.926	50.703	197.8	20:46.922
12	2	2:39.853	56.500	59.428	43.925	111.3	23:26.775
13	2	2:31.510	47.616	58.952	44.942	159.0	25:58.285
14	2	2:23.720	47.609	54.278	41.833	138.8	28:22.005
15	2	1:48.594	30.825	41.994	35.775	264.0	30:10.599
16	2	1:47.569	30.255	41.647	35.667	264.7	31:58.168
17	2	1:48.781	30.833	42.055	35.893	266.0	33:46.949
18	2	1:46.919	30.086	41.597	35.236	264.7	35:33.868
19	2	1:46.700	29.968	41.460	35.272	264.7	37:20.568
20	2	1:46.821	30.084	41.482	35.255	266.6	39:07.389
21	2	1:51.520 P	29.972	41.880	39.668	264.7	40:58.909
22	1	3:00.335	1:41.196	42.612	36.527	192.5	43:59.244
23	1	1:48.864	30.384	42.395	36.085	262.1	45:48.108
24	1	1:51.406	31.294	43.246	36.866	234.2	47:39.514
25	1	1:50.735	31.572	42.667	36.496	262.7	49:30.249
26	1	1:50.339	30.695	43.228	36.416	264.0	51:20.588
27	1	1:49.539	30.649	42.927	35.963	264.7	53:10.127
28	1	1:49.119	30.558	42.599	35.962	262.7	54:59.246
29	1	1:48.752	30.343	42.678	35.731	261.5	56:47.998
30	1	1:48.845	30.392	42.399	36.054	264.7	58:36.843
31	1	1:49.927	30.284	42.773	36.870	264.0	1:00:26.770
32	1	2:21.274	31.299	1:01.894	48.081	238.9	1:02:48.044
33	1	2:51.013	51.286	1:13.093	46.634	158.1	1:05:39.057
34	1	2:18.368	41.127	59.239	38.002	208.0	1:07:57.425
35	1	1:50.191	31.085	42.829	36.277	263.4	1:09:47.616
36	1	1:51.264	30.600	43.221	37.443	264.7	1:11:38.880

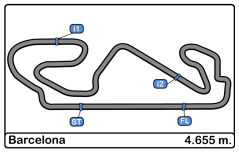

Circuito de Barcelona
International GT Open
Race - 1
Lap Analysis

36 — 1 Christian Hahn — Mercedes AMG GT3
PROAM — 2 Lucas Auer — Drivex School

Lap	D	Time	Sector 1	Sector 2	Sector 3	T. Spd	Elapsed
1	1	1:57.651	35.947	44.134	37.570	256.5	1:57.651
2	1	1:48.386	30.379	42.159	35.848	266.0	3:46.037
3	1	1:47.903	30.490	41.785	35.628	264.7	5:33.940
4	1	1:47.934	30.282	41.815	35.837	265.3	7:21.874
5	1	1:48.486	30.322	41.930	36.234	266.0	9:10.360
6	1	1:47.977	30.394	41.831	35.752	266.6	10:58.337
7	1	1:47.928	30.265	41.788	35.875	264.7	12:46.265
8	1	1:47.576	30.260	41.586	35.730	264.7	14:33.841
9	1	1:47.783	30.143	41.987	35.653	264.0	16:21.624
10	1	1:52.891	30.125	44.434	38.332	266.0	18:14.515
11	1	2:36.897	36.275	1:11.123	49.499	210.9	20:51.412
12	1	2:40.275	58.079	58.287	43.909	78.8	23:31.687
13	1	2:31.447	48.599	58.384	44.464	183.3	26:03.134
14	1	2:25.443 P	48.338	52.423	44.682	130.7	28:28.577
15	2	3:06.657	1:49.365	41.771	35.521	194.9	31:35.234
16	2	1:47.395	30.540	41.776	35.079	266.0	33:22.629
17	2	1:47.962	30.020	41.935	36.007	267.9	35:10.591
18	2	1:47.971	30.215	42.023	35.733	267.3	36:58.562
19	2	1:48.252	30.186	42.602	35.464	267.3	38:46.814
20	2	1:47.274	30.153	41.658	35.463	267.3	40:34.088
21	2	1:47.874	30.197	41.838	35.839	267.9	42:21.962
22	2	1:48.886	30.388	43.111	35.387	266.6	44:10.848
23	2	1:47.472	30.329	41.530	35.613	267.3	45:58.320
24	2	1:48.203	30.309	41.626	36.268	266.6	47:46.523
25	2	1:47.806	30.062	42.300	35.444	265.3	49:34.329
26	2	1:46.976	30.058	41.550	35.368	266.6	51:21.305
27	2	1:47.233	30.082	41.700	35.451	269.3	53:08.538
28	2	1:47.722	30.217	41.845	35.660	267.9	54:56.260
29	2	1:47.718	30.181	41.698	35.839	267.3	56:43.978
30	2	1:47.426	30.258	41.782	35.386	269.3	58:31.404
31	2	1:50.606	30.183	43.563	36.860	270.0	1:00:22.010
32	2	2:25.541	31.584	1:04.967	48.990	263.4	1:02:47.551
33	2	2:50.773	50.950	1:13.083	46.740	130.1	1:05:38.324
34	2	2:21.008	41.363	58.200	41.445	196.3	1:07:59.332

47 — 1 Fran Rueda — BMW M6 GT3
PRO — 2 Andrés Saravia — RACE / BMW Team Teo Martín

Lap	D	Time	Sector 1	Sector 2	Sector 3	T. Spd	Elapsed
1	2	1:56.392	35.130	44.667	36.595	252.3	1:56.392
2	2	1:48.131	30.392	41.986	35.753	267.3	3:44.523
3	2	1:47.324	30.154	41.635	35.535	267.3	5:31.847
4	2	1:48.656	29.974	41.675	37.007	270.0	7:20.503
5	2	1:48.444	30.528	42.069	35.847	269.3	9:08.947
6	2	1:46.948	29.845	41.630	35.473	270.6	10:55.895
7	2	1:47.238	29.995	41.697	35.546	268.6	12:43.133
8	2	1:47.009	29.955	41.658	35.396	269.3	14:30.142
9	2	1:47.043	30.027	41.525	35.491	270.0	16:17.185
10	2	1:51.672	29.904	43.446	38.322	269.3	18:08.857
11	2	2:41.158	32.636	1:18.846	49.676	221.3	20:50.015
12	2	2:40.436	57.930	58.499	44.007	86.1	23:30.451
13	2	2:30.986	47.857	58.366	44.763	193.5	26:01.437
14	2	2:26.331 P	48.601	52.648	45.082	142.1	28:27.768
15	1	3:20.298	2:03.424	41.692	35.182	194.2	31:48.066
16	1	1:46.557	30.098	41.287	35.172	266.6	33:34.623
17	1	1:46.255	29.797	41.319	35.139	267.9	35:20.878
18	1	1:46.035	29.858	41.128	35.049	267.3	37:06.913
19	1	1:46.211	29.831	41.278	35.102	267.9	38:53.124
20	1	1:46.136	29.793	41.336	35.007	267.9	40:39.260
21	1	1:46.172	29.666	41.290	35.216	268.6	42:25.432
22	1	1:47.555	29.744	41.773	36.038	268.6	44:12.987
23	1	1:48.106	30.026	42.263	35.817	269.3	46:01.093
24	1	1:48.521	30.189	42.076	36.256	271.3	47:49.614
25	1	1:49.126	30.279	41.950	36.897	270.0	49:38.740
26	1	1:48.769	30.615	42.040	36.114	268.6	51:27.509
27	1	1:49.069	30.024	42.091	36.954	267.9	53:16.578
28	1	1:47.077	30.174	41.514	35.389	271.3	55:03.655
29	1	1:47.459	29.915	41.662	35.882	270.0	56:51.114
30	1	1:46.464	29.736	41.414	35.314	268.6	58:37.578
31	1	1:51.984	30.755	44.187	37.042	270.0	1:00:29.562
32	1	2:19.394	31.110	1:00.046	48.238	262.7	1:02:48.956
33	1	2:51.398	51.033	1:13.305	47.060	152.5	1:05:40.354
34	1	2:17.338	41.496	58.814	37.028	200.7	1:07:57.692
35	1	1:48.333	30.233	42.107	35.993	268.6	1:09:46.025
36	1	1:50.165	30.429	42.355	37.381	269.3	1:11:36.190

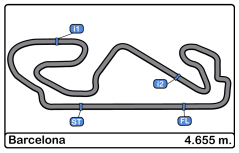

Circuito de Barcelona
International GT Open
Race - 1
Lap Analysis

51 1 Alessandro Pier Guidi — Ferrari 488 GT3
PRO 2 Mikkel Mac — Luzich Racing

Lap	D	Time	Sector 1	Sector 2	Sector 3	T. Spd	Elapsed
1	2	1:50.711	33.715	41.807	35.189	254.1	1:50.711
2	2	1:46.873	30.130	41.516	35.227	264.7	3:37.584
3	2	1:46.868	30.096	41.678	35.094	264.7	5:24.452
4	2	1:46.300	30.038	41.206	35.056	265.3	7:10.752
5	2	1:46.386	30.026	41.428	34.932	266.0	8:57.138
6	2	1:46.360	29.963	41.190	35.207	266.6	10:43.498
7	2	1:46.554	30.212	41.435	34.907	266.0	12:30.052
8	2	1:46.853	29.944	41.724	35.185	266.0	14:16.905
9	2	1:46.979	29.986	41.740	35.253	264.7	16:03.884
10	2	1:49.825	30.106	42.489	37.230	264.7	17:53.709
11	2	2:46.074	37.554	1:16.393	52.127	261.5	20:39.783
12	2	2:39.182	52.444	1:00.856	45.882	141.3	23:18.965
13	2	2:32.426	45.648	1:00.528	46.250	154.9	25:51.391
14	2	2:26.515	47.102	55.428	43.985	139.8	28:17.906
15	2	1:52.550 P	30.821	42.193	39.536	264.7	30:10.456
16	1	3:11.589	1:55.033	41.317	35.239	192.5	33:22.045
17	1	1:47.030	29.950	41.690	35.390	266.0	35:09.075
18	1	1:45.661	29.819	41.083	34.759	264.7	36:54.736
19	1	1:45.724	29.754	41.080	34.890	266.0	38:40.460
20	1	1:46.131	29.778	41.349	35.004	266.0	40:26.591
21	1	1:46.809	30.017	41.455	35.337	266.0	42:13.400
22	1	1:48.235	30.223	42.705	35.307	267.3	44:01.635
23	1	1:46.752	29.715	41.378	35.659	266.6	45:48.387
24	1	1:47.478	29.961	41.363	36.154	266.0	47:35.865
25	1	1:47.192	29.979	41.286	35.927	263.4	49:23.057
26	1	1:48.021	29.925	41.787	36.309	265.3	51:11.078
27	1	1:46.270	29.798	41.379	35.093	270.0	52:57.348
28	1	1:46.475	29.832	41.497	35.146	265.3	54:43.823
29	1	1:47.081	29.948	41.779	35.354	266.0	56:30.904
30	1	1:46.967	30.121	41.561	35.285	267.3	58:17.871
31	1	1:47.806	29.869	41.757	36.180	265.3	1:00:05.677
32	1	2:35.500	37.753	1:09.192	48.555	254.1	1:02:41.177
33	1	2:51.210	51.397	1:11.788	48.025	137.4	1:05:32.387
34	1	2:20.111	41.184	57.649	41.278	207.2	1:07:52.498
35	1	1:49.186	30.865	42.632	35.689	263.4	1:09:41.684
36	1	1:49.308	30.040	42.305	36.963	264.7	1:11:30.992

52 1 Marco Cioci — Ferrari 488 GT3
PRO 2 Matt Griffin — Luzich Racing

Lap	D	Time	Sector 1	Sector 2	Sector 3	T. Spd	Elapsed
1	1	1:55.221	35.604	43.348	36.269	252.3	1:55.221
2	1	1:47.925	30.451	42.015	35.459	263.4	3:43.146
3	1	1:47.203	30.099	41.780	35.324	264.7	5:30.349
4	1	1:49.711	30.059	41.987	37.665	263.4	7:20.060
5	1	1:46.992	30.353	41.633	35.006	264.0	9:07.052
6	1	1:46.998	30.256	41.571	35.171	264.7	10:54.050
7	1	1:46.901	30.151	41.623	35.127	264.0	12:40.951
8	1	1:47.033	30.164	41.593	35.276	264.0	14:27.984
9	1	1:46.936	30.075	41.635	35.226	264.7	16:14.920
10	1	1:50.580	30.159	43.637	36.784	264.7	18:05.500
11	1	2:42.027	33.583	1:17.984	50.460	201.8	20:47.527
12	1	2:40.056	56.826	59.393	43.837	112.8	23:27.583
13	1	2:31.318	47.812	59.179	44.327	177.3	25:58.901
14	1	2:23.754	48.229	53.849	41.676	164.3	28:22.655
15	1	1:48.288	30.603	42.112	35.573	261.5	30:10.943
16	1	1:47.805	30.281	41.952	35.572	266.0	31:58.748
17	1	1:54.914 P	30.952	42.948	41.014	264.7	33:53.662
18	2	2:56.101	1:39.218	41.707	35.176	192.1	36:49.763
19	2	1:47.044	30.158	41.448	35.438	262.7	38:36.807
20	2	1:46.685	30.178	41.437	35.070	263.4	40:23.492
21	2	1:49.634	31.851	41.848	35.935	264.0	42:13.126
22	2	1:50.771	30.985	42.522	37.264	251.1	44:03.897
23	2	1:48.250	30.852	41.970	35.428	262.7	45:52.147
24	2	1:47.667	30.124	41.711	35.832	264.7	47:39.814
25	2	1:49.373	30.865	42.038	36.470	263.4	49:29.187
26	2	1:48.457	30.733	41.859	35.865	262.7	51:17.644
27	2	1:47.254	30.117	41.796	35.341	264.7	53:04.898
28	2	1:46.913	29.912	41.636	35.365	264.7	54:51.811
29	2	1:47.969	30.081	41.884	36.004	264.0	56:39.780
30	2	1:47.506	30.159	41.751	35.596	264.0	58:27.286
31	2	1:51.742	30.374	43.593	37.775	264.0	1:00:19.028
32	2	2:25.368	30.643	1:05.336	49.389	262.1	1:02:44.396
33	2	2:50.332	50.459	1:13.749	46.124	105.0	1:05:34.728
34	2	2:19.168	41.893	57.529	39.746	193.2	1:07:53.896
35	2	1:48.904	30.684	42.217	36.003	263.4	1:09:42.800
36	2	1:48.671	30.217	41.767	36.687	263.4	1:11:31.471

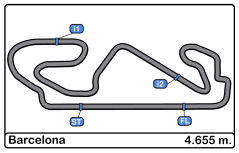

Circuito de Barcelona
International GT Open
Race - 1
Lap Analysis

63 — 1 Giovanni Venturini — Lamborghini Huracan GT3
PRO — 2 Jeroen Mul — Imperiale Racing

Lap	D	Time	Sector 1	Sector 2	Sector 3	T. Spd	Elapsed
1	2	1:54.909	34.523	43.995	36.391	252.9	1:54.909
2	2	1:47.734	30.489	42.050	35.195	266.6	3:42.643
3	2	1:47.199	30.076	41.773	35.350	266.6	5:29.842
4	2	1:47.734	29.921	42.622	35.191	267.3	7:17.576
5	2	1:46.079	29.676	41.156	35.247	265.3	9:03.655
6	2	1:48.160	30.021	41.729	36.410	267.9	10:51.815
7	2	1:46.710	29.968	41.486	35.256	266.0	12:38.525
8	2	1:47.026	30.028	41.414	35.584	267.3	14:25.551
9	2	1:47.158	29.799	41.662	35.697	266.6	16:12.709
10	2	1:48.315	29.746	42.005	36.564	265.3	18:01.024
11	2	2:43.340	34.965	1:17.536	50.839	183.9	20:44.364
12	2	2:39.932	56.606	59.020	44.306	121.4	23:24.296
13	2	2:32.094	47.158	59.727	45.209	165.1	25:56.390
14	2	2:28.418 P	46.676	54.890	46.852	156.9	28:24.808
15	1	3:08.204	1:52.051	41.123	35.030	193.5	31:33.012
16	1	1:47.883	29.881	41.975	36.027	265.3	33:20.895
17	1	1:46.424	30.064	41.590	34.770	264.7	35:07.319
18	1	1:45.301	29.715	40.854	34.732	264.7	36:52.620
19	1	1:45.371	29.672	40.899	34.800	266.0	38:37.991
20	1	1:46.014	29.690	41.354	34.970	267.3	40:24.005
21	1	1:47.016	29.921	41.465	35.630	267.9	42:11.021
22	1	1:46.945	30.179	41.669	35.097	266.6	43:57.966
23	1	1:46.151	29.776	41.098	35.277	266.0	45:44.117
24	1	1:47.885	30.092	41.554	36.239	267.9	47:32.002
25	1	1:48.840	30.583	41.362	36.895	267.3	49:20.842
26	1	1:47.606	30.537	41.690	35.379	264.0	51:08.448
27	1	1:47.063	29.996	41.659	35.408	266.0	52:55.511
28	1	1:46.861	30.017	41.512	35.332	266.0	54:42.372
29	1	1:46.022	29.795	41.130	35.097	264.0	56:28.394
30	1	1:46.204	29.879	41.301	35.024	264.0	58:14.598
31	1	1:50.672	29.894	43.449	37.329	264.7	1:00:05.270
32	1	2:35.196	37.225	1:09.264	48.707	258.9	1:02:40.466
33	1	2:51.375	51.284	1:11.456	48.635	131.0	1:05:31.841
34	1	2:19.983	41.092	57.461	41.430	229.2	1:07:51.824
35	1	1:47.594	30.439	41.434	35.721	264.7	1:09:39.418
36	1	1:47.513	30.056	41.721	35.736	266.0	1:11:26.931

66 — 1 Giulio Borlenghi — Lamborghini Huracan GT3
AM — 2 Andrzej Lewandowski — Vincenzo Sospiri Racing

Lap	D	Time	Sector 1	Sector 2	Sector 3	T. Spd	Elapsed
1	2	2:02.157	39.178	44.838	38.141	248.2	2:02.157
2	2	1:51.135	31.436	43.266	36.433	265.3	3:53.292
3	2	1:49.964	30.738	43.105	36.121	266.6	5:43.256
4	2	1:48.756	30.741	42.125	35.890	262.7	7:32.012
5	2	1:47.927	30.182	42.177	35.568	265.3	9:19.939
6	2	1:49.312	30.661	42.367	36.284	268.6	11:09.251
7	2	1:49.490	30.792	42.380	36.318	269.3	12:58.741
8	2	1:48.882	30.505	42.462	35.915	268.6	14:47.623
9	2	1:48.889	30.308	42.466	36.115	268.6	16:36.512
10	2	1:52.256	30.607	44.861	36.788	267.3	18:28.768
11	2	2:29.173	38.434	1:02.059	48.680	251.7	20:57.941
12	2	2:41.869	1:00.146	57.417	44.306	140.6	23:39.810
13	2	2:30.515	48.955	57.777	43.783	145.7	26:10.325
14	2	2:19.005	49.465	49.408	40.132	147.3	28:29.330
15	2	1:49.934	31.000	42.649	36.285	267.9	30:19.264
16	2	1:55.808 P	31.141	42.827	41.840	264.7	32:15.072
17	1	3:29.903	2:12.120	42.637	35.146	191.1	35:44.975
18	1	1:47.655	30.144	41.801	35.710	266.6	37:32.630
19	1	1:47.096	30.070	41.879	35.147	265.3	39:19.726
20	1	1:47.080	30.001	41.783	35.296	267.9	41:06.806
21	1	1:48.281	30.451	42.606	35.224	266.0	42:55.087
22	1	1:47.620	29.997	42.407	35.216	266.0	44:42.707
23	1	1:46.880	29.994	41.691	35.195	266.6	46:29.587
24	1	1:47.742	29.891	41.962	35.889	266.0	48:17.329
25	1	1:48.014	30.480	41.952	35.582	266.6	50:05.343
26	1	1:47.263	30.087	41.705	35.471	265.3	51:52.606
27	1	1:48.791	30.084	41.406	37.301	264.7	53:41.397
28	1	1:47.539	30.081	41.702	35.756	267.9	55:28.936
29	1	1:48.055	30.078	42.042	35.935	266.0	57:16.991
30	1	1:47.709	30.285	41.860	35.564	266.6	59:04.700
31	1	1:53.439	31.561	44.681	37.197	266.6	1:00:58.139
32	1	1:59.780	31.655	42.937	45.188	263.4	1:02:57.919
33	1	2:51.886	53.015	1:14.905	43.966	187.8	1:05:49.805
34	1	2:16.303	43.207	56.063	37.033	198.5	1:08:06.108
35	1	1:50.948	31.454	43.314	36.180	261.5	1:09:57.056
36	1	1:49.943	30.741	42.527	36.675	267.9	1:11:46.999

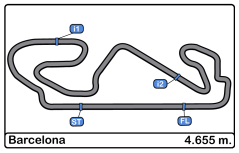

Circuito de Barcelona
International GT Open
Race - 1
Lap Analysis

71 1 Alexander West — Ferrari 488 GT3
PROAM 2 Michele Rugolo — Luzich Racing

Lap	D	Time	Sector 1	Sector 2	Sector 3	T. Spd	Elapsed
1	1	1:59.135	36.799	44.245	38.091	258.9	1:59.135
2	1	1:49.339	30.766	42.318	36.255	262.7	3:48.474
3	1	1:48.709	30.355	42.281	36.073	262.7	5:37.183
4	1	1:48.960	30.619	41.989	36.352	262.1	7:26.143
5	1	1:48.681	30.366	42.282	36.033	262.7	9:14.824
6	1	1:48.109	30.229	42.057	35.823	263.4	11:02.933
7	1	1:48.726	30.535	42.231	35.960	263.4	12:51.659
8	1	1:48.505	30.427	41.941	36.137	263.4	14:40.164
9	1	1:48.489	30.427	41.966	36.096	262.7	16:28.653
10	1	1:54.174	30.540	45.409	38.225	262.1	18:22.827
11	1	2:30.774	38.270	1:03.224	49.280	260.8	20:53.601
12	1	2:40.223	58.229	58.082	43.912	88.0	23:33.824
13	1	2:31.152	48.881	57.439	44.832	183.6	26:04.976
14	1	2:25.472 P	48.113	52.237	45.122	131.3	28:30.448
15	2	3:38.938	2:21.036	42.137	35.765	191.8	32:09.386
16	2	1:49.476	30.242	42.730	36.504	263.4	33:58.862
17	2	1:49.323	30.721	42.380	36.222	265.3	35:48.185
18	2	1:46.866	30.181	41.764	34.921	264.0	37:35.051
19	2	1:46.463	29.985	41.490	34.988	263.4	39:21.514
20	2	1:46.300	29.996	41.402	34.902	263.4	41:07.814
21	2	1:46.448	29.853	41.635	34.960	264.7	42:54.262
22	2	1:46.630	30.015	41.573	35.042	263.4	44:40.892
23	2	1:46.507	30.130	41.255	35.122	263.4	46:27.399
24	2	1:46.934	30.042	41.849	35.043	264.0	48:14.333
25	2	1:46.447	30.046	41.248	35.153	263.4	50:00.780
26	2	1:47.636	30.047	41.699	35.890	262.7	51:48.416
27	2	1:48.045	30.140	42.446	35.459	264.0	53:36.461
28	2	1:47.024	30.368	41.503	35.153	263.4	55:23.485
29	2	1:46.669	29.961	41.515	35.193	263.4	57:10.154
30	2	1:46.811	30.132	41.374	35.305	264.0	58:56.965
31	2	1:54.184	31.157	46.448	36.579	264.0	1:00:51.149
32	2	2:06.363	30.930	47.568	47.865	264.0	1:02:57.512
33	2	2:51.692	52.983	1:14.467	44.242	190.1	1:05:49.204
34	2	2:16.519	43.263	55.758	37.498	173.0	1:08:05.723
35	2	1:47.797	30.676	41.658	35.463	260.8	1:09:53.520
36	2	1:47.775	30.133	41.483	36.159	264.7	1:11:41.295

72 1 Mario Plachutta — Mercedes AMG GT3
PROAM 2 Thomas Jäger — Lechner Racing

Lap	D	Time	Sector 1	Sector 2	Sector 3	T. Spd	Elapsed
1	1	2:01.335	38.055	45.102	38.178	258.3	2:01.335
2	1	1:51.525	31.502	43.692	36.331	263.4	3:52.860
3	1	1:50.443	30.729	42.325	37.389	265.3	5:43.303
4	1	1:49.512	31.186	42.346	35.980	246.0	7:32.815
5	1	1:49.327	30.747	42.625	35.955	266.0	9:22.142
6	1	1:48.426	30.389	42.253	35.784	265.3	11:10.568
7	1	1:48.772	30.442	42.159	36.171	266.0	12:59.340
8	1	1:49.127	30.485	42.627	36.015	266.0	14:48.467
9	1	1:48.900	30.501	42.427	35.972	265.3	16:37.367
10	1	1:54.447	30.785	45.870	37.792	266.0	18:31.814
11	1	2:26.631	35.963	1:02.507	48.161	262.7	20:58.445
12	1	2:42.018	1:00.433	57.814	43.771	156.7	23:40.463
13	1	2:30.231	48.766	57.859	43.606	138.8	26:10.694
14	1	2:20.104	49.802	48.959	41.343	155.8	28:30.798
15	1	1:59.883 P	32.621	44.505	42.757	260.2	30:30.681
16	2	2:56.832	1:40.201	41.545	35.086	193.8	33:27.513
17	2	1:45.774	29.783	41.158	34.833	264.0	35:13.287
18	2	1:45.734	29.750	41.138	34.846	266.0	36:59.021
19	2	1:46.979	30.133	41.716	35.130	269.3	38:46.000
20	2	1:47.321	30.076	41.916	35.329	267.3	40:33.321
21	2	1:46.637	30.078	41.679	34.880	267.9	42:19.958
22	2	1:47.380	30.013	41.756	35.611	267.9	44:07.338
23	2	1:48.034	30.220	41.943	35.871	267.9	45:55.372
24	2	1:48.913	30.058	42.608	36.247	267.3	47:44.285
25	2	1:47.258	30.161	41.805	35.292	267.9	49:31.543
26	2	1:47.982	29.834	41.984	36.164	267.9	51:19.525
27	2	1:47.807	30.107	42.044	35.656	271.3	53:07.332
28	2	1:48.259	30.465	41.976	35.818	270.6	54:55.591
29	2	1:47.791	30.294	41.642	35.855	270.0	56:43.382
30	2	1:46.215	29.764	41.223	35.228	270.0	58:29.597
31	2	1:51.138	29.971	43.860	37.307	267.9	1:00:20.735
32	2	2:25.782	31.486	1:04.758	49.538	254.1	1:02:46.517
33	2	2:50.637	50.654	1:13.147	46.836	132.1	1:05:37.154
34	2	2:18.467	41.095	58.061	39.311	201.8	1:07:55.621
35	2	1:49.512	30.694	42.972	35.846	259.6	1:09:45.133
36	2	1:50.376	30.632	42.382	37.362	260.8	1:11:35.509

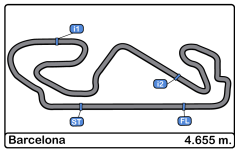

Circuito de Barcelona
International GT Open
Race - 1
Lap Analysis

77 — 1 Marcin Jedlinski — Audi R8 LMS
PROAM — 2 Mateusz Lisowski — Olimp Racing

Lap	D	Time	Sector 1	Sector 2	Sector 3	T. Spd	Elapsed
1	2	1:51.231	33.733	42.349	35.149	254.1	1:51.231
2	2	1:46.739	30.135	41.461	35.143	265.3	3:37.970
3	2	1:46.866	30.102	41.598	35.166	266.0	5:24.836
4	2	1:46.438	29.931	41.473	35.034	266.6	7:11.274
5	2	1:46.538	29.938	41.461	35.139	266.0	8:57.812
6	2	1:46.529	30.172	41.503	34.854	265.3	10:44.341
7	2	1:46.269	29.908	41.428	34.933	266.0	12:30.610
8	2	1:46.859	29.894	41.810	35.155	266.6	14:17.469
9	2	1:46.804	29.876	41.771	35.157	266.0	16:04.273
10	2	1:49.964	30.047	42.896	37.021	266.6	17:54.237
11	2	2:46.373	37.713	1:16.587	52.073	257.7	20:40.610
12	2	2:39.408	52.919	1:00.468	46.021	133.8	23:20.018
13	2	2:32.133	46.016	59.947	46.170	164.8	25:52.151
14	2	2:26.566	46.845	55.708	44.013	148.3	28:18.717
15	2	1:48.373	30.645	41.911	35.817	261.5	30:07.090
16	2	1:46.779	30.157	41.599	35.023	264.7	31:53.869
17	2	1:46.538	29.990	41.377	35.171	265.3	33:40.407
18	2	1:46.119	29.879	41.208	35.032	266.0	35:26.526
19	2	1:45.868	29.938	41.251	34.679	264.7	37:12.394
20	2	1:50.215 P	29.888	41.456	38.871	265.3	39:02.609
21	1	3:08.137	1:50.543	41.906	35.688	191.8	42:10.746
22	1	1:49.051	30.322	42.926	35.803	264.0	43:59.797
23	1	1:49.392	30.484	42.549	36.359	266.6	45:49.189
24	1	1:48.590	30.740	42.282	35.568	262.7	47:37.779
25	1	1:50.484	31.634	41.951	36.899	264.7	49:28.263
26	1	1:50.370	30.602	42.668	37.100	262.7	51:18.633
27	1	1:48.209	30.387	41.953	35.869	265.3	53:06.842
28	1	1:47.775	30.300	41.762	35.713	264.7	54:54.617
29	1	1:48.187	30.420	41.878	35.889	264.7	56:42.804

84 — 1 Russell Ward — Mercedes AMG GT3
PRO — 2 Indy Dontje — Winward Racing / HTP Motorsport

Lap	D	Time	Sector 1	Sector 2	Sector 3	T. Spd	Elapsed
1	2	1:56.760	35.623	44.233	36.904	258.9	1:56.760
2	2	1:48.320	30.446	41.970	35.904	262.1	3:45.080
3	2	1:47.223	30.314	41.570	35.339	261.5	5:32.303
4	2	1:48.533	30.151	41.615	36.767	263.4	7:20.836
5	2	1:48.583	30.548	41.974	36.061	266.0	9:09.419
6	2	1:46.952	30.018	41.543	35.391	263.4	10:56.371
7	2	1:47.432	30.423	41.637	35.372	264.7	12:43.803
8	2	1:46.822	29.943	41.550	35.329	263.4	14:30.625
9	2	1:47.018	30.031	41.668	35.319	264.7	16:17.643
10	2	1:51.863	29.990	43.796	38.077	264.0	18:09.506
11	2	2:41.270	33.291	1:18.236	49.743	204.9	20:50.776
12	2	2:40.226	58.030	58.180	44.016	86.2	23:31.002
13	2	2:31.371	48.135	58.411	44.825	180.6	26:02.373
14	2	2:21.995	48.366	52.587	41.042	132.5	28:24.368
15	2	1:47.858	30.706	41.651	35.501	261.5	30:12.226
16	2	1:47.029	30.146	41.479	35.404	263.4	31:59.255
17	2	1:48.610	30.577	42.225	35.808	265.3	33:47.865
18	2	1:47.038	30.131	41.524	35.383	264.0	35:34.903
19	2	1:46.671	30.023	41.437	35.211	265.3	37:21.574
20	2	1:46.749	29.952	41.396	35.401	265.3	39:08.323
21	2	1:51.417 P	30.073	41.567	39.777	264.0	40:59.740
22	1	3:11.993	1:53.527	42.749	35.717	190.8	44:11.733
23	1	1:48.573	30.364	42.390	35.819	264.0	46:00.306
24	1	1:48.394	30.263	42.156	35.975	263.4	47:48.700
25	1	1:49.548	30.488	41.924	37.136	263.4	49:38.248
26	1	1:50.315	30.830	43.410	36.075	263.4	51:28.563
27	1	1:49.279	30.143	42.368	36.768	264.7	53:17.842
28	1	1:50.662	30.555	43.345	36.762	264.7	55:08.504
29	1	1:49.686	30.527	42.325	36.834	264.7	56:58.190
30	1	1:49.208	30.760	42.409	36.039	264.0	58:47.398
31	1	1:52.817	31.595	43.378	37.844	262.1	1:00:40.215
32	1	2:12.921	33.299	51.262	48.360	230.7	1:02:53.136
33	1	2:51.420	51.519	1:14.651	45.250	206.1	1:05:44.556
34	1	2:16.287	42.439	56.976	36.872	171.7	1:08:00.843
35	1	1:49.169	30.854	42.150	36.165	261.5	1:09:50.012
36	1	1:49.821	30.515	42.014	37.292	265.3	1:11:39.833

90 — 1 Alberto Di Folco — Lamborghini Huracan GT3
PRO — 2 Adrian Zaugg — Target Racing

Lap	D	Time	Sector 1	Sector 2	Sector 3	T. Spd	Elapsed
1	2	1:57.340	36.547	43.920	36.873	257.1	1:57.340
2	2	1:48.192	30.325	42.066	35.801	266.0	3:45.532
3	2	1:47.547	30.480	41.673	35.394	266.6	5:33.079
4	2	1:48.078	30.049	41.662	36.367	266.0	7:21.157
5	2	1:48.731	30.503	42.126	36.102	267.9	9:09.888
6	2	1:47.284	30.088	41.615	35.581	267.9	10:57.172
7	2	1:47.469	30.175	41.729	35.565	266.0	12:44.641
8	2	1:47.255	30.230	41.618	35.407	266.0	14:31.896
9	2	1:47.234	30.051	41.887	35.296	266.0	16:19.130
10	2	1:53.912	30.047	45.481	38.384	266.0	18:13.042

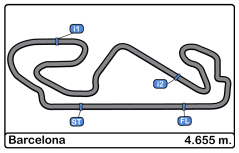

Circuito de Barcelona
International GT Open
Race - 1
Lap Analysis

91 1 Stefano Costantini — Lamborghini Huracan GT3
AM 2 — Target Racing

Lap	D	Time	Sector 1	Sector 2	Sector 3	T. Spd	Elapsed
1	1	1:58.351	36.362	44.434	37.555	248.2	1:58.351
2	1	1:48.641	30.845	42.236	35.560	265.3	3:46.992
3	1	1:47.740	30.242	41.839	35.659	266.0	5:34.732
4	1	1:47.904	30.260	41.871	35.773	266.0	7:22.636
5	1	1:48.137	30.196	41.941	36.000	267.3	9:10.773
6	1	1:48.205	30.364	42.067	35.774	267.9	10:58.978
7	1	1:48.059	30.281	42.061	35.717	268.6	12:47.037
8	1	1:47.936	30.340	41.967	35.629	266.6	14:34.973
9	1	1:47.657	30.161	42.044	35.452	266.0	16:22.630
10	1	1:52.977	30.240	44.506	38.231	266.6	18:15.607
11	1	2:36.701	35.783	1:11.851	49.067	213.8	20:52.308
12		2:40.556	58.554	57.800	44.202	79.4	23:32.864
13		2:31.274	48.531	57.858	44.885	177.3	26:04.138
14		2:21.285	47.997	52.454	40.834	129.6	28:25.423
15		1:48.370	30.692	42.042	35.636	265.3	30:13.793
16		1:47.382	30.104	41.781	35.497	266.0	32:01.175
17		1:48.599	30.082	41.881	36.636	266.6	33:49.774
18		1:52.271 P	30.223	41.751	40.297	266.6	35:42.045
19		3:05.261	1:48.389	41.690	35.182	193.5	38:47.306
20		1:47.399	30.167	41.828	35.404	267.3	40:34.705
21		1:47.643	30.145	41.874	35.624	267.3	42:22.348
22		1:51.305	31.191	42.922	37.192	267.9	44:13.653
23		1:48.004	30.595	41.771	35.638	267.3	46:01.657
24		1:48.414	30.220	41.921	36.273	267.9	47:50.071
25		1:49.064	30.413	42.148	36.503	267.3	49:39.135
26		1:49.807	30.981	42.859	35.967	266.0	51:28.942
27		1:49.446	30.479	42.213	36.754	266.0	53:18.388
28		1:50.617	30.655	43.029	36.933	267.9	55:09.005
29		1:49.412	30.479	42.284	36.649	267.3	56:58.417
30		1:49.947	31.086	42.499	36.362	266.6	58:48.364
31		1:52.776	31.689	43.779	37.308	266.6	1:00:41.140
32		2:12.565	32.808	51.539	48.218	219.0	1:02:53.705
33		2:51.547	52.221	1:14.430	44.896	202.2	1:05:45.252
34		2:17.431	42.469	57.001	37.961	162.1	1:08:02.683
35		1:48.269	30.515	41.935	35.819	265.3	1:09:50.952
36		1:49.299	30.392	41.972	36.935	266.6	1:11:40.251

96 1 Bradley Ellis — Audi R8 LMS
PROAM 2 Oliver Wilkinson — Optimum Motorsport

Lap	D	Time	Sector 1	Sector 2	Sector 3	T. Spd	Elapsed
1	1	1:52.399	34.045	42.729	35.625	257.7	1:52.399
2	1	1:47.175	30.235	41.595	35.345	266.6	3:39.574
3	1	1:47.264	30.409	41.757	35.098	267.3	5:26.838
4	1	1:46.895	30.116	41.588	35.191	267.9	7:13.733
5	1	1:46.672	30.021	41.553	35.098	267.9	9:00.405
6	1	1:46.665	30.027	41.480	35.158	267.9	10:47.070
7	1	1:46.901	29.935	41.671	35.295	268.6	12:33.971
8	1	1:46.624	29.989	41.461	35.174	267.3	14:20.595
9	1	1:47.025	30.174	41.684	35.167	267.3	16:07.620
10	1	1:52.589	30.001	44.746	37.842	267.3	18:00.209
11	1	2:42.998	34.432	1:16.924	51.642	198.5	20:43.207
12	1	2:39.384	54.849	58.472	46.063	141.7	23:22.591
13	1	2:31.987	46.282	59.861	45.844	148.7	25:54.578
14	1	2:24.903	46.462	55.109	43.332	147.1	28:19.481
15	1	1:48.395	30.675	42.103	35.617	264.7	30:07.876
16	1	1:47.685	30.343	41.841	35.501	267.9	31:55.561
17	1	1:47.390	30.230	41.683	35.477	268.6	33:42.951
18	1	1:46.972	29.961	41.628	35.383	269.3	35:29.923
19	1	1:46.822	30.027	41.633	35.162	268.6	37:16.745
20	1	1:46.972	29.964	41.565	35.443	268.6	39:03.717
21	1	1:51.414 P	30.276	41.745	39.393	266.6	40:55.131
22	2	2:57.657	1:39.329	42.410	35.918	189.8	43:52.788
23	2	1:49.015	30.736	42.575	35.704	267.3	45:41.803
24	2	1:49.939	30.222	42.273	37.444	267.9	47:31.742
25	2	1:56.369 P	31.234	42.928	42.207	267.3	49:28.111
26	2	2:19.467	1:01.166	42.701	35.600	194.5	51:47.578
27	2	1:49.880	30.522	43.008	36.350	266.6	53:37.458
28	2	1:49.245	30.713	42.603	35.929	267.9	55:26.703
29	2	1:49.729	30.826	42.967	35.936	266.0	57:16.432
30	2	1:51.089	32.018	42.704	36.367	266.6	59:07.521
31	2	1:51.865	30.770	43.498	37.597	267.3	1:00:59.386
32	2	1:59.440	31.230	43.086	45.124	266.0	1:02:58.826
33	2	2:51.702	53.448	1:15.035	43.219	184.9	1:05:50.528
34	2	2:16.554	43.727	56.144	36.683	190.1	1:08:07.082
35	2	1:50.688	30.767	43.497	36.424	268.6	1:09:57.770
36	2	1:49.887	30.835	42.603	36.449	266.0	1:11:47.657

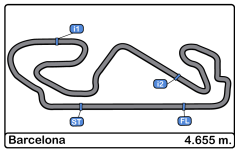

Circuito de Barcelona
International GT Open
Race - 1
Lap Analysis

99 — 1 Manuel Da Costa — Mercedes AMG GT3
AM — 2 Miguel Sardinha — Sports and You

Lap	D	Time	Sector 1	Sector 2	Sector 3	T. Spd	Elapsed
1	1	2:00.367	37.609	44.455	38.303	257.1	2:00.367
2	1	1:50.294	30.926	42.468	36.900	264.0	3:50.661
3	1	1:49.407	30.589	42.635	36.183	262.7	5:40.068
4	1	1:49.223	30.502	42.301	36.420	262.1	7:29.291
5	1	1:49.493	30.616	42.377	36.500	263.4	9:18.784
6	1	1:49.028	30.665	42.304	36.059	264.7	11:07.812
7	1	1:49.886	30.680	43.046	36.160	264.0	12:57.698
8	1	1:48.888	30.572	42.168	36.148	263.4	14:46.586
9	1	1:49.044	30.462	42.276	36.306	262.1	16:35.630
10	1	1:52.246	30.548	43.965	37.733	262.7	18:27.876
11	1	2:28.797	36.858	1:02.816	49.123	261.5	20:56.673
12	1	2:40.828	59.681	56.779	44.368	126.3	23:37.501
13	1	2:31.307	48.949	58.151	44.207	144.3	26:08.808
14	1	2:19.521	48.925	50.167	40.429	107.0	28:28.329
15	1	1:50.336	31.077	42.567	36.692	260.2	30:18.665
16	1	1:49.281	30.762	42.383	36.136	262.1	32:07.946
17	1	1:49.984	30.643	42.943	36.398	262.1	33:57.930
18	1	1:48.986	30.527	42.396	36.063	262.1	35:46.916
19	1	1:50.384	30.427	42.673	37.284	264.0	37:37.300
20	1	1:55.196 P	30.790	42.656	41.750	262.7	39:32.496
21	2	3:10.417	1:49.556	43.283	37.578	190.8	42:42.913
22	2	1:51.704	31.631	42.948	37.125	255.9	44:34.617
23	2	1:51.564	30.951	43.799	36.814	262.1	46:26.181
24	2	1:50.939	30.903	43.415	36.621	260.8	48:17.120
25	2	1:50.630	31.411	42.565	36.654	262.7	50:07.750
26	2	1:49.926	30.766	42.690	36.470	262.1	51:57.676
27	2	1:49.537	30.700	42.538	36.299	261.5	53:47.213
28	2	1:52.594	30.626	44.575	37.393	262.1	55:39.807
29	2	1:49.368	30.767	42.445	36.156	260.8	57:29.175
30	2	1:50.395	30.457	42.278	37.660	262.1	59:19.570
31	2	1:52.486	31.506	44.224	36.756	259.6	1:01:12.056
32	2	1:52.243	31.206	43.560	37.477	260.2	1:03:04.299
33	2	2:46.881	48.749	1:15.898	42.234	198.1	1:05:51.180
34	2	2:18.479	45.690	54.512	38.277	176.1	1:08:09.659
35	2	1:50.243	31.298	42.506	36.439	260.8	1:09:59.902
36	2	1:50.851	31.512	42.676	36.663	262.1	1:11:50.753

111 — 1 Charles Finelli — Mercedes AMG GT3
AM — 2 Phillippe Denes — Porteiro Motorsport

Lap	D	Time	Sector 1	Sector 2	Sector 3	T. Spd	Elapsed
1	1	2:03.682	39.946	45.669	38.067	239.4	2:03.682
2	1	1:52.803	31.775	42.872	38.156	258.9	3:56.485
3	1	1:51.643	31.313	43.183	37.147	258.3	5:48.128
4	1	1:52.041	31.400	42.710	37.931	252.9	7:40.169
5	1	1:51.187	30.820	43.298	37.069	260.2	9:31.356
6	1	1:49.894	30.810	42.392	36.692	260.8	11:21.250
7	1	1:50.051	30.827	42.663	36.561	260.2	13:11.301
8	1	1:50.810	30.875	42.683	37.252	259.6	15:02.111
9	1	4:54.996	30.863	3:45.262	38.871	259.6	19:57.107
10	1	1:55.006	33.165	44.419	37.422	255.9	21:52.113
11	1	1:57.116	33.665	44.238	39.213	259.6	23:49.229
12	1	2:24.324	42.840	58.302	43.182	159.0	26:13.553
13	1	2:22.460	49.441	52.848	40.171	125.1	28:36.013
14	1	2:03.137 P	32.277	45.290	45.570	255.3	30:39.150
15	2	3:09.424	1:48.194	43.473	37.757	153.6	33:48.574
16	2	1:47.518	30.616	41.709	35.193	262.1	35:36.092
17	2	1:47.613	30.229	41.912	35.472	265.3	37:23.705
18	2	1:46.639	30.140	41.519	34.980	262.7	39:10.344
19	2	1:47.394	29.998	41.911	35.485	264.0	40:57.738
20	2	1:46.878	30.172	41.548	35.158	262.7	42:44.616
21	2	1:48.145	30.324	42.521	35.300	262.1	44:32.761
22	2	1:46.859	30.179	41.496	35.184	261.5	46:19.620
23	2	1:46.872	30.065	41.597	35.210	262.1	48:06.492
24	2	1:47.678	30.162	41.960	35.556	262.1	49:54.170
25	2	1:48.097	30.131	41.815	36.151	262.7	51:42.267
26	2	1:47.297	30.416	41.605	35.276	260.2	53:29.564
27	2	1:47.581	30.180	41.861	35.540	263.4	55:17.145
28	2	1:47.383	30.109	41.594	35.680	263.4	57:04.528
29	2	1:47.545	30.167	41.727	35.651	264.7	58:52.073
30	2	1:52.211	30.818	43.655	37.738	264.0	1:00:44.284
31	2	2:11.001	32.833	50.346	47.822	217.3	1:02:55.285
32	2	2:51.698	52.773	1:14.253	44.672	198.5	1:05:46.983
33	2	2:16.960	42.969	56.969	37.022	158.3	1:08:03.943
34	2	1:48.480	30.411	42.232	35.837	263.4	1:09:52.423
35	2	1:48.416	30.232	41.912	36.272	263.4	1:11:40.839

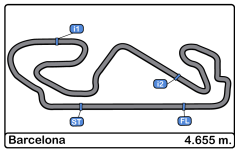

Circuito de Barcelona
International GT Open
Race - 1
Lap Analysis

333 1 Rinat Salikhov Ferrari 488 GT3

PROAM 2 David Perel Rinaldi Racing

Lap	D	Time	Sector 1	Sector 2	Sector 3	T. Spd	Elapsed
1	2	1:54.415	34.841	42.788	36.786	251.1	1:54.415
2	2	1:47.414	30.335	41.651	35.428	264.0	3:41.829
3	2	1:47.015	30.218	41.683	35.114	264.7	5:28.844
4	2	1:46.423	30.023	41.235	35.165	266.0	7:15.267
5	2	1:47.273	29.933	41.733	35.607	266.0	9:02.540
6	2	1:46.098	29.941	41.347	34.810	266.0	10:48.638
7	2	1:46.322	29.840	41.468	35.014	266.0	12:34.960
8	2	1:46.392	29.879	41.344	35.169	266.6	14:21.352
9	2	1:46.787	30.027	41.567	35.193	265.3	16:08.139
10	2	1:52.454	29.963	44.958	37.533	267.3	18:00.593
11	2	2:43.260	34.825	1:17.215	51.220	177.6	20:43.853
12	2	2:39.737	55.922	58.275	45.540	121.2	23:23.590
13	2	2:32.147	47.163	59.342	45.642	131.7	25:55.737
14	2	2:24.057	46.355	55.430	42.272	144.5	28:19.794
15	2	1:48.525	30.671	42.108	35.746	266.0	30:08.319
16	2	1:47.725	30.307	41.848	35.570	267.3	31:56.044
17	2	1:47.352	30.227	41.625	35.500	266.6	33:43.396
18	2	1:46.894	29.968	41.606	35.320	268.6	35:30.290
19	2	1:51.280 P	30.103	41.672	39.505	267.9	37:21.570
20	1	2:56.502	1:38.612	42.368	35.522	193.2	40:18.072
21	1	1:47.446	30.328	41.954	35.164	264.0	42:05.518
22	1	1:47.684	30.111	42.002	35.571	263.4	43:53.202
23	1	1:49.107	30.475	42.681	35.951	265.3	45:42.309
24	1	1:48.236	30.457	41.940	35.839	266.0	47:30.545
25	1	1:49.504	30.160	42.046	37.298	264.0	49:20.049
26	1	1:47.862	30.645	41.863	35.354	261.5	51:07.911
27	1	1:47.078	30.110	41.675	35.293	264.0	52:54.989
28	1	1:48.074	30.050	41.835	36.189	264.0	54:43.063
29	1	1:47.434	30.201	41.764	35.469	264.0	56:30.497
30	1	1:48.235	30.167	42.596	35.472	265.3	58:18.732
31	1	1:48.031	30.089	42.114	35.828	266.6	1:00:06.763
32	1	2:36.062	37.632	1:08.777	49.653	266.6	1:02:42.825
33	1	2:50.184	50.439	1:11.945	47.800	146.9	1:05:33.009
34	1	2:20.058	41.269	57.633	41.156	217.7	1:07:53.067
35	1	1:50.167	31.294	42.880	35.993	262.7	1:09:43.234
36	1	1:48.750	30.637	42.128	35.985	266.0	1:11:31.984

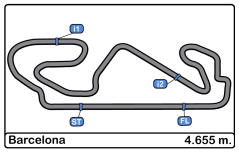

Circuito de Barcelona
International GT Open
Race - 1
Analysis by Lap

Lap 1

Num	Lap Time	Gap
20	1:47.184	
27	1:48.387	01.203
12	1:49.798	02.614
25	1:50.295	03.111
51	1:50.711	03.527
77	1:51.231	04.047
16	1:51.905	04.721
96	1:52.399	05.215
17	1:53.937	06.753
333	1:54.415	07.231
28	1:54.699	07.515
63	1:54.909	07.725
52	1:55.221	08.037
33	1:55.560	08.376
11	1:55.812	08.628
47	1:56.392	09.208
84	1:56.760	09.576
90	1:57.340	10.156
36	1:57.651	10.467
91	1:58.351	11.167
71	1:59.135	11.951
3	1:59.649	12.465
19	1:59.981	12.797
99	2:00.367	13.183
5	2:00.795	13.611
72	2:01.335	14.151
7	2:01.812	14.628
66	2:02.157	14.973
111	2:03.682	16.498
6	2:06.675	19.491

Lap 2

Num	Lap Time	Gap
20	1:45.395	
27	1:46.331	02.139
12	1:47.093	04.312
25	1:46.938	04.654
51	1:46.873	05.005
77	1:46.739	05.391
16	1:47.285	06.611
96	1:47.175	06.995
17	1:47.291	08.649
333	1:47.414	09.250
28	1:47.466	09.586
63	1:47.734	10.064
52	1:47.925	10.567
33	1:47.987	10.968
11	1:48.089	11.322
47	1:48.131	11.944
84	1:48.320	12.501
90	1:48.192	12.953
36	1:48.386	13.458
91	1:48.641	14.413
71	1:49.339	15.895
3	1:49.175	16.245
19	1:49.116	16.518
99	1:50.294	18.082
5	1:51.357	19.573
72	1:51.525	20.281
66	1:51.135	20.713
6	1:47.414	21.510
7	1:53.070	22.303
111	1:52.803	23.906

Lap 3

Num	Lap Time	Gap
20	1:45.494	
27	1:46.441	03.086
12	1:46.336	05.154
25	1:46.778	05.938
51	1:46.868	06.379
77	1:46.866	06.763
16	1:47.192	08.309
96	1:47.264	08.765
17	1:46.835	09.990
333	1:47.015	10.771
28	1:47.260	11.352
63	1:47.199	11.769
52	1:47.203	12.276
33	1:47.219	12.693
11	1:47.242	13.070
47	1:47.324	13.774
84	1:47.223	14.230
90	1:47.547	15.006
36	1:47.903	15.867
91	1:47.740	16.659
71	1:48.709	19.110
3	1:48.888	19.639
19	1:48.951	19.975
99	1:49.407	21.995
5	1:49.124	23.203
6	1:48.748	24.764
66	1:49.964	25.183
72	1:50.443	25.230
7	1:49.946	26.755
111	1:51.643	30.055

Lap 4

Num	Lap Time	Gap
20	1:45.412	
27	1:46.123	03.797
12	1:46.136	05.878
25	1:46.339	06.865
51	1:46.300	07.267
77	1:46.438	07.789
16	1:46.701	09.598
96	1:46.895	10.248
17	1:46.810	11.388
333	1:46.423	11.782
63	1:47.734	14.091
28	1:48.659	14.599
33	1:47.843	15.124
52	1:49.711	16.575
11	1:49.086	16.744
47	1:48.656	17.018
84	1:48.533	17.351
90	1:48.078	17.672
36	1:47.934	18.389
91	1:47.904	19.151
71	1:48.960	22.658
19	1:49.366	23.929
3	1:49.923	24.150
99	1:49.223	25.806
6	1:47.245	26.597
5	1:49.351	27.142
66	1:48.756	28.527
72	1:49.512	29.330
7	1:50.061	31.404
111	1:52.041	36.684

Lap 5

Num	Lap Time	Gap
20	1:45.153	
27	1:46.478	05.122
12	1:46.264	06.989
25	1:46.265	07.977
51	1:46.386	08.500
77	1:46.538	09.174
16	1:46.722	11.167
96	1:46.672	11.767
333	1:47.273	13.902
17	1:48.389	14.624
63	1:46.079	15.017
28	1:46.693	16.139
33	1:46.778	16.749
52	1:46.992	18.414
11	1:48.232	19.823
47	1:48.444	20.309
84	1:48.583	20.781
90	1:48.731	21.250
36	1:48.486	21.722
91	1:48.137	22.135
71	1:48.681	26.186
19	1:48.479	27.255
3	1:49.353	28.350
99	1:49.493	30.146
6	1:48.994	30.438
5	1:48.880	30.869
66	1:47.927	31.301
72	1:49.327	33.504
7	1:49.652	35.903
111	1:51.187	42.718

Lap 6

Num	Lap Time	Gap
20	1:45.570	
27	1:46.064	05.616
12	1:46.139	07.558
25	1:46.075	08.482
51	1:46.360	09.290
77	1:46.529	10.133
16	1:46.703	12.300
96	1:46.665	12.862
333	1:46.098	14.430
17	1:47.968	17.022
63	1:48.160	17.607
28	1:47.433	18.002
33	1:47.022	18.201
52	1:46.998	19.842
11	1:46.478	20.731
47	1:46.948	21.687
84	1:46.952	22.163
90	1:47.284	22.964
36	1:47.977	24.129
91	1:48.205	24.770
71	1:48.109	28.725
19	1:47.659	29.344
3	1:47.512	30.292
99	1:49.028	33.604
6	1:49.010	33.878
5	1:49.278	34.577
66	1:49.312	35.043
72	1:48.426	36.360
7	1:49.991	40.324
111	1:49.894	47.042

Lap 7

Num	Lap Time	Gap
20	1:45.664	
27	1:46.572	06.524
12	1:45.925	07.819
25	1:46.060	08.878
51	1:46.554	10.180
77	1:46.269	10.738
16	1:46.825	13.461
96	1:46.901	14.099
333	1:46.322	15.088
17	1:46.923	18.281
63	1:46.710	18.653

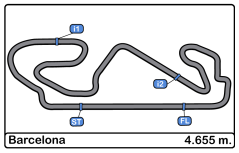

Circuito de Barcelona
International GT Open
Race - 1
Analysis by Lap

28	1:46.993	19.331
33	1:47.367	19.904
52	1:46.901	21.079
11	1:46.872	21.939
47	1:47.238	23.261
84	1:47.432	23.931
90	1:47.469	24.769
36	1:47.928	26.393
91	1:48.059	27.165
71	1:48.726	31.787
19	1:48.491	32.171
3	1:48.076	32.704
6	1:47.670	35.884
99	1:49.886	37.826
5	1:49.349	38.262
66	1:49.490	38.869
72	1:48.772	39.468
7	1:49.940	44.600
111	1:50.051	51.429

Num	Lap Time	Gap
Lap 8		
20	1:45.498	
27	1:46.306	07.332
12	1:46.349	08.670
25	1:46.229	09.609
51	1:46.853	11.535
77	1:46.859	12.099
16	1:46.817	14.780
96	1:46.624	15.225
333	1:46.392	15.982
17	1:46.915	19.698
63	1:47.026	20.181
28	1:46.958	20.791
33	1:47.325	21.731
52	1:47.033	22.614
11	1:47.292	23.733
47	1:47.009	24.772
84	1:46.822	25.255
90	1:47.255	26.526
36	1:47.576	28.471
91	1:47.936	29.603
71	1:48.505	34.794
19	1:48.346	35.019
3	1:48.895	36.101
6	1:46.794	37.180
99	1:48.888	41.216
5	1:48.966	41.730
66	1:48.882	42.253
72	1:49.127	43.097
7	1:50.286	49.388
111	1:50.810	56.741
Num	**Lap Time**	**Gap**
Lap 9		
20	1:46.240	
27	1:46.373	07.465
12	1:46.149	08.579
25	1:45.966	09.335
51	1:46.979	12.274
77	1:46.804	12.663
16	1:46.697	15.237
96	1:47.025	16.010
333	1:46.787	16.529
63	1:47.158	21.099
17	1:48.297	21.755
28	1:47.537	22.088
33	1:47.192	22.683
52	1:46.936	23.310
11	1:46.962	24.455
47	1:47.043	25.575
84	1:47.018	26.033
90	1:47.234	27.520
36	1:47.783	30.014
91	1:47.657	31.020
71	1:48.489	37.043
19	1:48.976	37.755
6	1:47.132	38.072
3	1:49.504	39.365
99	1:49.044	44.020
5	1:49.011	44.501
66	1:48.889	44.902
72	1:48.900	45.757
7	1:50.668	53.816

Num	Lap Time	Gap
Lap 10		
20	1:47.456	
27	1:50.055	10.064
12	1:49.818	10.941
25	1:50.111	11.990
51	1:49.825	14.643
77	1:49.964	15.171
16	1:52.618	20.399
96	1:52.589	21.143
333	1:52.454	21.527
63	1:48.315	21.958
17	1:49.007	23.306
28	1:50.108	24.740
33	1:50.373	25.600
52	1:50.580	26.434
11	1:50.695	27.694
47	1:51.672	29.791
84	1:51.863	30.440
90	1:53.912	33.976
36	1:52.891	35.449
91	1:52.977	36.541
71	1:54.174	43.761
19	1:54.009	44.308
6	1:54.307	44.923
3	1:53.580	45.489
99	1:52.246	48.810
5	1:52.438	49.483
66	1:52.256	49.702
72	1:54.447	52.748
7	1:54.395	1:00.755
111	4:54.996	1 Lap
Num	**Lap Time**	**Gap**
Lap 11		
20	2:58.028	
27	2:48.516	00.552
12	2:48.481	01.394
25	2:48.181	02.143
51	2:46.074	02.689
77	2:46.373	03.516
16	2:42.723	05.094
96	2:42.998	06.113
333	2:43.260	06.759
63	2:43.340	07.270
17	2:42.811	08.089
28	2:42.047	08.759
33	2:42.256	09.828
52	2:42.027	10.433
11	2:42.172	11.838
47	2:41.158	12.921
84	2:41.270	13.682
36	2:36.897	14.318
91	2:36.701	15.214
71	2:30.774	16.507
19	2:30.690	16.970
6	2:30.941	17.836
3	2:31.207	18.668
99	2:28.797	19.579
5	2:28.838	20.293
66	2:29.173	20.847
72	2:26.631	21.351
7	2:21.112	23.839
111	1:55.006	1 Lap
Num	**Lap Time**	**Gap**
Lap 12		
20	2:38.795	
27	2:38.766	00.523
12	2:38.960	01.559
25	2:39.027	02.375
51	2:39.182	03.076
77	2:39.408	04.129
16	2:39.923	06.222
96	2:39.384	06.702
333	2:39.737	07.701
63	2:39.932	08.407
17	2:39.926	09.220
28	2:40.110	10.074
33	2:39.853	10.886
52	2:40.056	11.694
11	2:40.427	13.470
47	2:40.436	14.562
84	2:40.226	15.113
36	2:40.275	15.798
91	2:40.556	16.975
71	2:40.223	17.935
19	2:40.720	18.895
6	2:40.566	19.607
3	2:40.814	20.687
99	2:40.828	21.612
5	2:41.439	22.937
66	2:41.869	23.921
72	2:42.018	24.574
7	2:40.642	25.686
111	1:57.116	1 Lap
Num	**Lap Time**	**Gap**
Lap 13		
20	2:32.901	
27	2:32.809	00.431
12	2:32.341	00.999
25	2:32.211	01.685
51	2:32.426	02.601
77	2:32.133	03.361
16	2:31.315	04.636
96	2:31.987	05.788
333	2:32.147	06.947
63	2:32.094	07.600
17	2:31.942	08.261
28	2:31.538	08.711
33	2:31.510	09.495
52	2:31.318	10.111
11	2:30.761	11.330
47	2:30.986	12.647
84	2:31.371	13.583
36	2:31.447	14.344
91	2:31.274	15.348
71	2:31.152	16.186
19	2:31.400	17.394
6	2:31.497	18.203
3	2:31.217	19.003
99	2:31.307	20.018
5	2:30.864	20.900
66	2:30.515	21.535
72	2:30.231	21.904

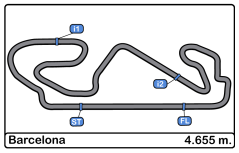

Circuito de Barcelona
International GT Open
Race - 1
Analysis by Lap

7	2:30.782	23.567
111	2:24.324	1 Lap

Num	Lap Time	Gap
Lap 14		
20	2:26.903	
27	2:27.111	00.639
12	2:27.400	01.496
25	2:26.960	01.742
51	2:26.515	02.213
77	2:26.566	03.024
16	2:25.548	03.281
96	2:24.903	03.788
333	2:24.057	04.101
17	2:24.130	05.488
28	2:24.022	05.830
33	2:23.720	06.312
52	2:23.754	06.962
11	2:22.948	07.375
84	2:21.995	08.675
63	2:28.418	09.115
91	2:21.285	09.730
19	2:20.603	11.094
47	2:26.331	12.075
99	2:19.521	12.636
36	2:25.443	12.884
5	2:19.040	13.037
66	2:19.005	13.637
71	2:25.472	14.755
72	2:20.104	15.105
7	2:18.652	15.316
6	2:24.602	15.902
3	2:24.794	16.894
111	2:22.460	1 Lap

Num	Lap Time	Gap
Lap 15		
20	1:46.682	
12	1:47.923	02.737
25	1:48.367	03.427
77	1:48.373	04.715
27	1:50.874	04.831
16	1:48.490	05.089
96	1:48.395	05.501
333	1:48.525	05.944
17	1:48.115	06.921
28	1:48.282	07.430
51	1:52.550	08.081
33	1:48.594	08.224
52	1:48.288	08.568
84	1:47.858	09.851
91	1:48.370	11.418
11	1:52.577	13.270
99	1:50.336	16.290
5	1:50.329	16.684
66	1:49.934	16.889
19	1:53.935	18.347
7	1:58.762	27.396
72	1:59.883	28.306
111	2:03.137	1 Lap
6	2:59.963	1:29.183
3	2:59.306	1:29.518
63	3:08.204	1:30.637
36	3:06.657	1:32.859
47	3:20.298	1:45.691

Num	Lap Time	Gap
Lap 16		
20	1:46.059	
12	1:47.170	03.848
25	1:46.887	04.255
77	1:46.779	05.435
16	1:47.465	06.495
96	1:47.685	07.127
333	1:47.725	07.610
17	1:47.848	08.710
28	1:47.866	09.237
33	1:47.569	09.734
52	1:47.805	10.314
84	1:47.029	10.821
91	1:47.382	12.741
99	1:49.281	19.512
5	1:49.485	20.110
71	3:38.938	1 Lap
66	1:55.808	26.638
27	3:02.059	1:20.831
11	2:57.821	1:25.032
6	1:48.887	1:32.011
63	1:47.883	1:32.461
3	1:49.354	1:32.813
51	3:11.589	1:33.611
36	1:47.395	1:34.195
72	2:56.832	1:39.079
19	3:10.131	1:42.419
47	1:46.557	1:46.189

Num	Lap Time	Gap
Lap 17		
20	1:46.661	
25	1:46.773	04.367
77	1:46.538	05.312
16	1:47.032	06.866
12	1:50.374	07.561
96	1:47.390	07.856
333	1:47.352	08.301
17	1:47.646	09.695
28	1:47.667	10.243
33	1:48.781	11.854
7	3:17.493	1 Lap
84	1:48.610	12.770
111	3:09.424	2 Laps
91	1:48.599	14.679
52	1:54.914	18.567
99	1:49.984	22.835
5	1:50.009	23.458
71	1:49.476	1 Lap
27	1:47.038	1:21.208
11	1:47.105	1:25.476
63	1:46.424	1:32.224
51	1:47.030	1:33.980
6	1:49.399	1:34.749
3	1:49.007	1:35.159
36	1:47.962	1:35.496
72	1:45.774	1:38.192
19	1:47.008	1:42.766
47	1:46.255	1:45.783

Num	Lap Time	Gap
Lap 18		
20	1:50.529	
77	1:46.119	00.902
16	1:46.494	02.831
25	1:49.489	03.327
96	1:46.972	04.299
333	1:46.894	04.666
17	1:46.881	06.047
28	1:46.943	06.657
33	1:46.919	08.244
7	1:47.063	1 Lap
84	1:47.038	09.279
111	1:47.518	2 Laps
91	1:52.271	16.421
66	3:29.903	1 Lap
99	1:48.986	21.292
71	1:49.323	1 Lap
5	1:55.277	28.206
12	2:54.912	1:11.944
27	1:46.840	1:17.519
11	1:46.377	1:21.324
52	2:56.101	1:24.139
63	1:45.301	1:26.996
51	1:45.661	1:29.112
6	1:47.552	1:31.772
3	1:47.924	1:32.554
36	1:47.971	1:32.938
72	1:45.734	1:33.397
19	1:46.587	1:38.824
47	1:46.035	1:41.289

Num	Lap Time	Gap
Lap 19		
77	1:45.868	
16	1:46.987	03.048
96	1:46.822	04.351
17	1:47.034	06.311
28	1:46.975	06.862
33	1:46.700	08.174
7	1:46.665	1 Lap
333	1:51.280	09.176
84	1:46.671	09.180
111	1:47.613	2 Laps
66	1:47.655	1 Lap
71	1:46.866	1 Lap
99	1:50.384	24.906
20	2:55.549	1:08.779
25	2:54.048	1:10.605
12	1:46.448	1:11.622
27	1:46.897	1:17.646
11	1:46.987	1:21.541
52	1:47.044	1:24.413
63	1:45.371	1:25.597
51	1:45.724	1:28.066
6	1:47.372	1:32.374
3	1:47.473	1:33.257
72	1:46.979	1:33.606
36	1:48.252	1:34.420
91	3:05.261	1:34.912
19	1:46.478	1:38.532
47	1:46.211	1:40.730

Num	Lap Time	Gap
Lap 20		
16	1:46.450	
77	1:50.215	00.717
96	1:46.972	01.825
33	1:46.821	05.497
7	1:46.849	1 Lap
84	1:46.749	06.431
17	1:50.334	07.147
28	1:50.588	07.952
111	1:46.639	2 Laps
66	1:47.096	1 Lap
71	1:46.463	1 Lap
99	1:55.196	30.604
5	3:56.015	1 Lap
20	1:47.137	1:06.418
25	1:46.197	1:07.304
12	1:46.395	1:08.519
333	2:56.502	1:16.180
27	1:48.546	1:16.694
11	1:46.609	1:18.652

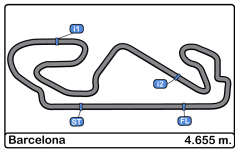

Circuito de Barcelona
International GT Open
Race - 1
Analysis by Lap

52	1:46.685	1:21.600
63	1:46.014	1:22.113
51	1:46.131	1:24.699
6	1:47.055	1:29.931
3	1:47.334	1:31.093
72	1:47.321	1:31.429
36	1:47.274	1:32.196
91	1:47.399	1:32.813
19	1:46.524	1:35.558
47	1:46.136	1:37.368
Num	**Lap Time**	**Gap**
Lap 21		
16	1:51.238	
7	1:47.088	1 Lap
96	1:51.414	02.001
111	1:47.394	2 Laps
33	1:51.520	05.779
84	1:51.417	06.610
66	1:47.080	1 Lap
71	1:46.300	1 Lap
5	1:54.122	1 Lap
20	1:47.049	1:02.229
25	1:46.612	1:02.678
12	1:46.191	1:03.472
333	1:47.446	1:12.388
27	1:47.438	1:12.894
11	1:47.244	1:14.658
77	3:08.137	1:17.616
63	1:47.016	1:17.891
28	3:03.112	1:19.826
52	1:49.634	1:19.996
51	1:46.809	1:20.270
17	3:06.099	1:22.008
6	1:47.674	1:26.367
72	1:46.637	1:26.828
3	1:48.436	1:28.291
36	1:47.874	1:28.832
91	1:47.643	1:29.218
19	1:46.742	1:31.062
47	1:46.172	1:32.302
99	3:10.417	1:49.783

7	1:48.139	1:49.938
111	1:46.878	1 Lap
71	1:46.448	2:01.132
66	1:48.281	2:01.957
5	1:54.042	2:44.879
Num	**Lap Time**	**Gap**
Lap 22		
20	1:47.203	
25	1:47.150	00.396
12	1:46.946	00.986
16	2:58.539	09.107
96	2:57.657	10.226
333	1:47.684	10.640
27	1:47.783	11.245
11	1:46.956	12.182
63	1:46.945	15.404
33	3:00.335	16.682
77	1:49.051	17.235
51	1:48.235	19.073
28	1:50.444	20.838
17	1:48.437	21.013
52	1:50.771	21.335
6	1:47.504	24.439
72	1:47.380	24.776
3	1:49.241	28.100
36	1:48.886	28.286
84	3:11.993	29.171
19	1:48.200	29.830
47	1:47.555	30.425
91	1:51.305	31.091
7	1:47.054	47.560
111	1:48.145	1 Lap
99	1:51.704	52.055
71	1:46.630	58.330
66	1:47.620	1:00.145
Num	**Lap Time**	**Gap**
Lap 23		
25	1:47.652	
12	1:48.518	01.456
20	1:50.432	02.384
5	1:57.388	1 Lap

16	1:48.640	09.699
96	1:49.015	11.193
333	1:49.107	11.699
11	1:48.544	12.678
27	1:49.929	13.126
63	1:46.151	13.507
33	1:48.864	17.498
51	1:46.752	17.777
77	1:49.392	18.579
17	1:47.569	20.534
52	1:48.250	21.537
28	1:50.767	23.557
6	1:48.000	24.391
72	1:48.034	24.762
36	1:47.472	27.710
3	1:49.136	29.188
84	1:48.573	29.696
19	1:48.355	30.137
47	1:48.106	30.483
91	1:48.004	31.047
7	1:46.938	46.450
111	1:46.859	1 Lap
99	1:51.564	55.571
71	1:46.507	56.789
66	1:46.880	58.977
Num	**Lap Time**	**Gap**
Lap 24		
25	1:46.301	
12	1:46.229	01.384
20	1:48.297	04.380
16	1:49.422	12.820
333	1:48.236	13.634
11	1:48.140	14.517
96	1:49.939	14.831
63	1:47.885	15.091
27	1:48.877	15.702
51	1:47.478	18.954
5	2:01.182	1 Lap
77	1:48.590	20.868
17	1:47.310	21.543
33	1:51.406	22.603

52	1:47.667	22.903
28	1:49.949	27.205
72	1:48.913	27.374
36	1:48.203	29.612
6	1:52.520	30.610
3	1:48.097	30.984
84	1:48.394	31.789
19	1:48.577	32.413
47	1:48.521	32.703
91	1:48.414	33.160
7	1:47.064	47.213
111	1:46.872	1 Lap
71	1:46.934	57.422
99	1:50.939	1:00.209
66	1:47.742	1:00.418
Num	**Lap Time**	**Gap**
Lap 25		
25	1:46.201	
12	1:46.363	01.546
20	1:47.563	05.742
333	1:49.504	16.937
16	1:50.521	17.140
63	1:48.840	17.730
27	1:48.861	18.362
51	1:47.192	19.945
96	1:56.369	24.999
77	1:50.484	25.151
11	1:57.233	25.549
17	1:50.382	25.724
52	1:49.373	26.075
33	1:50.735	27.137
72	1:47.258	28.431
36	1:47.806	31.217
28	1:52.772	33.776
6	1:49.740	34.149
3	1:49.836	34.619
84	1:49.548	35.136
19	1:49.166	35.378
47	1:49.126	35.628
91	1:49.064	36.023
5	2:05.892	1 Lap

7	1:46.923	47.935
111	1:47.678	1 Lap
71	1:46.447	57.668
66	1:48.014	1:02.231
99	1:50.630	1:04.638
Num	**Lap Time**	**Gap**
Lap 26		
25	1:46.424	
12	1:46.588	01.710
20	1:47.936	07.254
333	1:47.862	18.375
63	1:47.606	18.912
16	1:50.679	21.395
51	1:48.021	21.542
27	1:50.076	22.014
17	1:47.977	27.277
52	1:48.457	28.108
77	1:50.370	29.097
11	1:50.569	29.694
72	1:47.982	29.989
33	1:50.339	31.052
36	1:46.976	31.769
28	1:49.199	36.551
6	1:49.542	37.267
47	1:48.769	37.973
3	1:50.225	38.420
19	1:49.735	38.689
84	1:50.315	39.027
91	1:49.807	39.406
7	1:49.809	51.320
111	1:48.097	1 Lap
5	1:59.883	1 Lap
96	2:19.467	58.042
71	1:47.636	58.880
66	1:47.263	1:03.070
99	1:49.926	1:08.140
Num	**Lap Time**	**Gap**
Lap 27		
25	1:46.259	
12	1:46.681	02.132
20	1:48.050	09.045

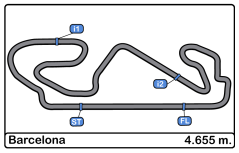

Circuito de Barcelona
International GT Open
Race - 1
Analysis by Lap

333	1:47.078	19.194
63	1:47.063	19.716
51	1:46.270	21.553
16	1:49.369	24.505
27	1:49.034	24.789
17	1:46.912	27.930
52	1:47.254	29.103
77	1:48.209	31.047
11	1:47.894	31.329
72	1:47.807	31.537
36	1:47.233	32.743
33	1:49.539	34.332
6	1:48.489	39.497
28	1:50.365	40.657
47	1:49.069	40.783
3	1:49.303	41.464
19	1:49.285	41.715
84	1:49.279	42.047
91	1:49.446	42.593
7	1:47.341	52.402
111	1:47.297	1 Lap
71	1:48.045	1:00.666
96	1:49.880	1:01.663
66	1:48.791	1:05.602
5	2:00.786	1 Lap
99	1:49.537	1:11.418
Num	**Lap Time**	**Gap**
Lap 28		
25	1:46.212	
12	1:46.408	02.328
20	1:47.849	10.682
63	1:46.861	20.365
333	1:48.074	21.056
51	1:46.475	21.816
16	1:49.251	27.544
27	1:49.428	28.005
17	1:47.092	28.810
52	1:46.913	29.804
77	1:47.775	32.610
11	1:48.143	33.260
72	1:48.259	33.584

36	1:47.722	34.253
33	1:49.119	37.239
6	1:47.900	41.185
47	1:47.077	41.648
3	1:48.086	43.338
19	1:49.677	45.180
28	1:51.709	46.154
84	1:50.662	46.497
91	1:50.617	46.998
7	1:47.862	54.052
111	1:47.581	1 Lap
71	1:47.024	1:01.478
96	1:49.245	1:04.696
66	1:47.539	1:06.929
99	1:52.594	1:17.800
5	1:59.799	1 Lap
Num	**Lap Time**	**Gap**
Lap 29		
25	1:46.218	
12	1:46.579	02.689
20	1:47.732	12.196
63	1:46.022	20.169
333	1:47.434	22.272
51	1:47.081	22.679
16	1:48.325	29.651
17	1:47.936	30.528
52	1:47.969	31.555
27	1:50.514	32.301
77	1:48.187	34.579
11	1:47.914	34.956
72	1:47.791	35.157
36	1:47.718	35.753
33	1:48.752	39.773
47	1:47.459	42.889
6	1:48.858	43.825
3	1:47.488	44.608
19	1:47.425	46.387
28	1:49.712	49.648
84	1:49.686	49.965
91	1:49.412	50.192
7	1:47.207	55.041

111	1:47.383	1 Lap
71	1:46.669	1:01.929
96	1:49.729	1:08.207
66	1:48.055	1:08.766
99	1:49.368	1:20.950
5	1:58.709	1 Lap
Num	**Lap Time**	**Gap**
Lap 30		
25	1:46.341	
12	1:46.344	02.692
20	1:47.997	13.852
63	1:46.204	20.032
51	1:46.967	23.305
333	1:48.235	24.166
16	1:48.713	32.023
17	1:48.139	32.326
52	1:47.506	32.720
27	1:47.559	33.519
72	1:46.215	35.031
11	1:47.768	36.383
36	1:47.426	36.838
33	1:48.845	42.277
47	1:46.464	43.012
6	1:47.794	45.278
3	1:48.074	46.341
19	1:47.112	47.158
84	1:49.208	52.832
91	1:49.947	53.798
7	1:47.304	56.004
111	1:47.545	1 Lap
71	1:46.811	1:02.399
66	1:47.709	1:10.134
96	1:51.089	1:12.955
99	1:50.395	1:25.004
5	2:02.918	1 Lap
Num	**Lap Time**	**Gap**
Lap 31		
25	1:50.394	
12	1:52.103	04.401
20	1:48.976	12.434
63	1:50.672	20.310

51	1:47.806	20.717
333	1:48.031	21.803
17	1:51.566	33.498
52	1:51.742	34.068
27	1:52.132	35.257
72	1:51.138	35.775
11	1:50.365	36.354
36	1:50.606	37.050
16	1:58.850	40.479
33	1:49.927	41.810
47	1:51.984	44.602
6	1:58.473	53.357
3	1:57.697	53.644
19	1:57.656	54.420
84	1:52.817	55.255
91	1:52.776	56.180
7	1:52.814	58.424
111	1:52.211	1 Lap
28	3:51.726	1 Lap
71	1:54.184	1:06.189
66	1:53.439	1:13.179
96	1:51.865	1:14.426
99	1:52.486	1:27.096
5	2:23.423	1 Lap
Num	**Lap Time**	**Gap**
Lap 32		
25	2:53.634	
12	2:49.704	00.471
20	2:42.476	01.276
63	2:35.196	01.872
51	2:35.500	02.583
333	2:36.062	04.231
16	2:17.866	04.711
17	2:25.405	05.269
52	2:25.368	05.802
27	2:25.524	07.147
72	2:25.782	07.923
11	2:25.660	08.380
36	2:25.541	08.957
33	2:21.274	09.450
47	2:19.394	10.362

6	2:11.188	10.911
3	2:12.232	12.242
19	2:13.130	13.916
84	2:12.921	14.542
91	2:12.565	15.111
7	2:10.831	15.621
111	2:11.001	1 Lap
28	2:06.933	1 Lap
71	2:06.363	18.918
66	1:59.780	19.325
96	1:59.440	20.232
99	1:52.243	25.705
5	2:05.765	1 Lap
Num	**Lap Time**	**Gap**
Lap 33		
25	2:50.413	
12	2:50.697	00.755
20	2:50.787	01.650
63	2:51.375	02.834
51	2:51.210	03.380
333	2:50.184	04.002
16	2:50.464	04.762
17	2:50.329	05.185
52	2:50.332	05.721
27	2:50.841	07.575
72	2:50.637	08.147
11	2:50.844	08.811
36	2:50.773	09.317
33	2:51.013	10.050
47	2:51.398	11.347
6	2:51.837	12.335
3	2:51.458	13.287
19	2:51.240	14.743
84	2:51.420	15.549
91	2:51.547	16.245
7	2:51.432	16.640
111	2:51.698	1 Lap
28	2:51.742	1 Lap
71	2:51.692	20.197
66	2:51.886	20.798
96	2:51.702	21.521

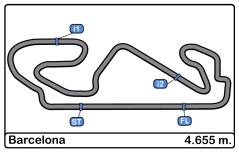

Circuito de Barcelona
International GT Open
Race - 1
Analysis by Lap

99	2:46.881	22.173
5	2:03.935	1 Lap

Num	Lap Time	Gap
Lap 34		
25	2:21.261	
12	2:21.172	00.666
20	2:20.866	01.255
63	2:19.983	01.556
51	2:20.111	02.230
333	2:20.058	02.799
17	2:19.116	03.040
52	2:19.168	03.628
16	2:20.775	04.276
27	2:18.752	05.066
72	2:18.467	05.353
11	2:18.212	05.762
33	2:18.368	07.157
47	2:17.338	07.424
6	2:17.357	08.431
3	2:16.750	08.776
36	2:21.008	09.064
19	2:15.920	09.402
84	2:16.287	10.575
91	2:17.431	12.415
7	2:17.497	12.876
111	2:16.960	1 Lap
28	2:17.405	1 Lap
71	2:16.519	15.455
66	2:16.303	15.840
96	2:16.554	16.814
99	2:18.479	19.391
5	2:01.971	1 Lap

Num	Lap Time	Gap
Lap 35		
25	1:47.351	
12	1:48.073	01.388
63	1:47.594	01.799
20	1:49.681	03.585
51	1:49.186	04.065
17	1:49.002	04.691
52	1:48.904	05.181
333	1:50.167	05.615
16	1:49.542	06.467
27	1:49.466	07.181
72	1:49.512	07.514
11	1:49.713	08.124
47	1:48.333	08.406
33	1:50.191	09.997
6	1:49.227	10.307
3	1:49.361	10.786
19	1:50.045	12.096
84	1:49.169	12.393
91	1:48.269	13.333
7	1:48.124	13.649
111	1:48.480	1 Lap
71	1:47.797	15.901
28	1:51.205	1 Lap
66	1:50.948	19.437
96	1:50.688	20.151
99	1:50.243	22.283
5	1:57.216	1 Lap

Num	Lap Time	Gap
Lap 36		
25	1:46.951	
12	1:47.092	01.529
63	1:47.513	02.361
20	1:47.963	04.597
17	1:48.049	05.789
51	1:49.308	06.422
52	1:48.671	06.901
333	1:48.750	07.414
16	1:50.725	10.241
27	1:50.326	10.556
72	1:50.376	10.939
11	1:50.034	11.207
47	1:50.165	11.620
6	1:49.151	12.507
3	1:49.437	13.272
33	1:51.264	14.310
19	1:49.593	14.738
84	1:49.821	15.263
91	1:49.299	15.681
7	1:49.200	15.898
111	1:48.416	1 Lap
71	1:47.775	16.725
28	1:49.902	1 Lap
66	1:49.943	22.429
96	1:49.887	23.087
99	1:50.851	26.183
5	1:56.881	1 Lap

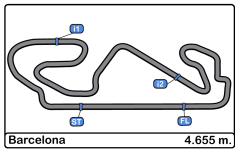

Circuito de Barcelona
International GT Open
Race - 1
Best Sectors Results

	Sector - 1			Sector - 2			Sector - 3			Ideal Lap vs Best Lap					
Clas	Nº	Driver	Time	Nº	Driver	Time	Nº	Driver	Time	Clas	Nº	Driver	Ideal Lap	Best Lap	Clas
1	47	Rueda - Saravia	29.666	20	Pierburg - Onslow-Cole	40.728	20	Pierburg - Onslow-Cole	34.630	1	20	Pierburg - Onslow-Cole	1:45.065	1:45.153	1
2	63	Venturini - Mul	29.672	63	Venturini - Mul	40.854	77	Jedlinski - Lisowski	34.679	2	63	Venturini - Mul	1:45.258	1:45.301	2
3	12	Rizzoli - Fioravanti	29.681	25	Agostini - Breukers	41.075	63	Venturini - Mul	34.732	3	51	Pier Guidi - Mac	1:45.554	1:45.661	3
4	20	Pierburg - Onslow-Cole	29.707	51	Pier Guidi - Mac	41.080	51	Pier Guidi - Mac	34.759	4	72	Plachutta - Jäger	1:45.721	1:45.734	4
5	51	Pier Guidi - Mac	29.715	47	Rueda - Saravia	41.128	333	Salikhov - Perel	34.810	5	77	Jedlinski - Lisowski	1:45.763	1:45.868	5
6	72	Plachutta - Jäger	29.750	27	Crestani - Ramos	41.128	72	Plachutta - Jäger	34.833	6	25	Agostini - Breukers	1:45.767	1:45.966	7
7	25	Agostini - Breukers	29.799	72	Plachutta - Jäger	41.138	25	Agostini - Breukers	34.893	7	12	Rizzoli - Fioravanti	1:45.777	1:45.925	6
8	17	Gonda - Jensen	29.817	12	Rizzoli - Fioravanti	41.144	27	Crestani - Ramos	34.894	8	47	Rueda - Saravia	1:45.801	1:46.035	8
9	7	Basso - Salas	29.838	11	Di Amato - Montermini	41.203	71	West - Rugolo	34.902	9	333	Salikhov - Perel	1:45.885	1:46.098	10
10	333	Salikhov - Perel	29.840	77	Jedlinski - Lisowski	41.208	12	Rizzoli - Fioravanti	34.952	10	27	Crestani - Ramos	1:45.896	1:46.064	9
11	71	West - Rugolo	29.853	333	Salikhov - Perel	41.235	111	Finelli - Denes	34.980	11	71	West - Rugolo	1:46.003	1:46.300	11
12	27	Crestani - Ramos	29.874	71	West - Rugolo	41.248	11	Di Amato - Montermini	34.983	12	11	Di Amato - Montermini	1:46.097	1:46.377	12
13	77	Jedlinski - Lisowski	29.876	7	Basso - Salas	41.252	52	Cioci - Griffin	35.006	13	16	Hahn - Khodair	1:46.261	1:46.450	13
14	66	Borlenghi - Lewandowski	29.891	17	Gonda - Jensen	41.275	47	Rueda - Saravia	35.007	14	52	Cioci - Griffin	1:46.355	1:46.685	19
15	11	Di Amato - Montermini	29.911	16	Hahn - Khodair	41.282	19	Liang - Giammaria	35.015	15	19	Liang - Giammaria	1:46.389	1:46.478	14
16	52	Cioci - Griffin	29.912	84	Ward - Dontje	41.396	16	Hahn - Khodair	35.063	16	7	Basso - Salas	1:46.392	1:46.665	17
17	16	Hahn - Khodair	29.916	66	Borlenghi - Lewandowski	41.406	28	Sowery - Cipriani	35.068	17	17	Gonda - Jensen	1:46.418	1:46.810	23
18	96	Ellis - Wilkinson	29.935	19	Liang - Giammaria	41.411	36	Hahn - Auer	35.079	18	66	Borlenghi - Lewandowski	1:46.443	1:46.880	24
19	84	Ward - Dontje	29.943	52	Cioci - Griffin	41.437	96	Ellis - Wilkinson	35.098	19	111	Finelli - Denes	1:46.474	1:46.639	16
20	3	Beirão da Veiga - Cruz Álvarez	29.955	6	Ling - Keen	41.445	66	Borlenghi - Lewandowski	35.146	20	96	Ellis - Wilkinson	1:46.494	1:46.624	15
21	19	Liang - Giammaria	29.963	33	Hook - Schwager	41.460	33	Hook - Schwager	35.163	21	84	Ward - Dontje	1:46.550	1:46.671	18
22	33	Hook - Schwager	29.968	96	Ellis - Wilkinson	41.461	91	Stefano Costantini	35.182	22	33	Hook - Schwager	1:46.591	1:46.700	21
23	28	Sowery - Cipriani	29.973	111	Finelli - Denes	41.496	84	Ward - Dontje	35.211	23	28	Sowery - Cipriani	1:46.598	1:46.693	20
24	111	Finelli - Denes	29.998	36	Hahn - Auer	41.530	6	Ling - Keen	35.295	24	36	Hahn - Auer	1:46.629	1:46.976	25
25	6	Ling - Keen	30.013	28	Sowery - Cipriani	41.557	90	Di Folco - Zaugg	35.296	25	6	Ling - Keen	1:46.753	1:46.794	22
26	36	Hahn - Auer	30.020	90	Di Folco - Zaugg	41.615	7	Basso - Salas	35.302	26	91	Stefano Costantini	1:46.954	1:47.382	28
27	90	Di Folco - Zaugg	30.047	91	Stefano Costantini	41.690	17	Gonda - Jensen	35.326	27	90	Di Folco - Zaugg	1:46.958	1:47.234	26
28	91	Stefano Costantini	30.082	3	Beirão da Veiga - Cruz Álvarez	41.762	3	Beirão da Veiga - Cruz Álvarez	35.489	28	3	Beirão da Veiga - Cruz Álvarez	1:47.206	1:47.334	27
29	99	Da Costa - Sardinha	30.427	99	Da Costa - Sardinha	42.168	5	Jedlinski - Rdest	35.957	29	99	Da Costa - Sardinha	1:48.654	1:48.888	30
30	5	Jedlinski - Rdest	30.541	5	Jedlinski - Rdest	42.200	99	Da Costa - Sardinha	36.059	30	5	Jedlinski - Rdest	1:48.698	1:48.880	29

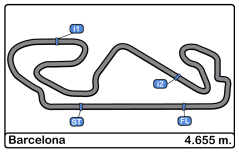

Circuito de Barcelona

International GT Open

Race - 1

Leader Sequence

Nº	Entrant/Team	Nat	Driver 1	Nat	Status	Driver 2	Nat	Status	Vehicle	Cat	Start Lap	End Lap	Laps	Total Laps
20	SPS Automotive Performance	DEU	Valentin Pierburg	DEU	Bronze	**Tom Onslow-Cole**	GBR	Gold	Mercedes AMG GT3	PROAM	1	**18**	18	18
77	Olimp Racing	POL	Marcin Jedlinski	POL	Bronze	**Mateusz Lisowski**	POL	Silver	Audi R8 LMS	PROAM	19	**19**	1	1
16	Drivex School	ESP	Marcelo Hahn	BRA	Bronze	**Allam Khodair**	BRA	Gold	Mercedes AMG GT3	PROAM	20	**21**	2	2
20	SPS Automotive Performance	DEU	Valentin Pierburg	DEU	Bronze	**Tom Onslow-Cole**	GBR	Gold	Mercedes AMG GT3	PROAM	22	**22**	1	19
25	Imperiale Racing	ITA	Riccardo Agostini	ITA	Gold	**Rik Breukers**	NLD	Silver	Lamborghini Huracan GT3	PRO	23	**36**	14	14

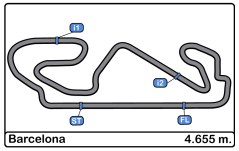

Circuito de Barcelona
International GT Open
Race - 1
Best 5 Lap Times

													Best 1		Best 2		Best 3		Best 4		Best 5	
Cl	Nº	Entrant/Team	Nat	Driver 1	Nat	Status	Driver 2	Nat	Status	Vehicle	Cat	Cl	Time	Lap	Time	Lap	Time	Lap	Time	Lap	Time	Lap
1	20	SPS Automotive Performance	DEU	Valentin Pierburg	DEU	Bronze	Tom Onslow-Cole	GBR	Gold	Mercedes AMG GT3	PROAM	1	1:45.153	5	1:45.395	2	1:45.412	4	1:45.494	3	1:45.498	8
2	63	Imperiale Racing	ITA	Giovanni Venturini	ITA	Gold	Jeroen Mul	NLD	Silver	Lamborghini Huracan GT3	PRO	1	1:45.301	18	1:45.371	19	1:46.014	20	1:46.022	29	1:46.079	5
3	51	Luzich Racing	USA	Alessandro Pier Guidi	ITA	Platinum	Mikkel Mac	DNK	Gold	Ferrari 488 GT3	PRO	2	1:45.661	18	1:45.724	19	1:46.131	20	1:46.270	27	1:46.300	4
4	72	Lechner Racing	AUT	Mario Plachutta	AUT	Bronze	Thomas Jäger	DEU	Gold	Mercedes AMG GT3	PROAM	2	1:45.734	18	1:45.774	17	1:46.215	30	1:46.637	21	1:46.979	19
5	77	Olimp Racing	POL	Marcin Jedlinski	POL	Bronze	Mateusz Lisowski	POL	Silver	Audi R8 LMS	PROAM	3	1:45.868	19	1:46.119	18	1:46.269	7	1:46.438	4	1:46.529	6
6	12	Ombra Racing	ITA	Andrea Rizzoli	ITA	Silver	Damiano Fioravanti	ITA	Silver	Lamborghini Huracan GT3	PRO	3	1:45.925	7	1:46.136	4	1:46.139	6	1:46.149	9	1:46.191	21
7	25	Imperiale Racing	ITA	Riccardo Agostini	ITA	Gold	Rik Breukers	NLD	Silver	Lamborghini Huracan GT3	PRO	4	1:45.966	9	1:46.060	7	1:46.075	6	1:46.197	20	1:46.201	25
8	47	RACE / BMW Team Teo Martín	ESP	Fran Rueda	ESP	Silver	Andrés Saravia	GTM	Silver	BMW M6 GT3	PRO	5	1:46.035	18	1:46.136	20	1:46.172	21	1:46.211	19	1:46.255	17
9	27	Daiko Lazarus Racing	ITA	Fabrizio Crestani	ITA	Silver	Miguel Ramos	PRT	Bronze	Lamborghini Huracan GT3	PROAM	4	1:46.064	6	1:46.123	4	1:46.306	8	1:46.331	2	1:46.373	9
10	333	Rinaldi Racing	DEU	Rinat Salikhov	RUS	Bronze	David Perel	ZAF	Silver	Ferrari 488 GT3	PROAM	5	1:46.098	6	1:46.322	7	1:46.392	8	1:46.423	4	1:46.787	9
11	71	Luzich Racing	USA	Alexander West	SWE	Bronze	Michele Rugolo	ITA	Gold	Ferrari 488 GT3	PROAM	6	1:46.300	20	1:46.447	25	1:46.448	21	1:46.463	19	1:46.507	23
12	11	RS Racing	ITA	Daniele Di Amato	ITA	Silver	Andrea Montermini	ITA	Gold	Ferrari 488 GT3	PRO	6	1:46.377	18	1:46.478	6	1:46.609	20	1:46.872	7	1:46.956	22
13	16	Drivex School	ESP	Marcelo Hahn	BRA	Bronze	Allam Khodair	BRA	Gold	Mercedes AMG GT3	PROAM	7	1:46.450	20	1:46.494	18	1:46.697	9	1:46.701	4	1:46.703	6
14	19	Imperiale Racing	ITA	Jiatong Liang	CHN	Bronze	Raffaele Giammaria	ITA	Gold	Lamborghini Huracan GT3	PROAM	8	1:46.478	19	1:46.524	20	1:46.587	18	1:46.742	21	1:47.008	17
15	96	Optimum Motorsport	GBR	Bradley Ellis	GBR	Silver	Oliver Wilkinson	GBR	Bronze	Audi R8 LMS	PROAM	9	1:46.624	8	1:46.665	6	1:46.672	5	1:46.822	19	1:46.895	4
16	111	Porteiro Motorsport	ESP	Charles Finelli	USA	Bronze	Phillippe Denes	USA	Bronze	Mercedes AMG GT3	AM	1	1:46.639	18	1:46.859	22	1:46.872	23	1:46.878	20	1:47.297	26
17	7	RACE / BMW Team Teo Martín	ESP	Márcio Basso	BRA	Bronze	Guilherme Salas	BRA	Bronze	BMW M6 GT3	AM	2	1:46.665	18	1:46.849	19	1:46.923	25	1:46.938	23	1:47.054	22
18	84	Winward Racing / HTP	USA	Russell Ward	USA	Silver	Indy Dontje	NLD	Silver	Mercedes AMG GT3	PRO	7	1:46.671	19	1:46.749	20	1:46.822	8	1:46.952	6	1:47.018	9
19	52	Luzich Racing	USA	Marco Cioci	ITA	Gold	Matt Griffin	IRL	Gold	Ferrari 488 GT3	PRO	8	1:46.685	20	1:46.901	7	1:46.913	28	1:46.936	9	1:46.992	5
20	28	Daiko Lazarus Racing	ITA	Toby Sowery	GBR	Silver	Giuseppe Cipriani	ITA	Bronze	Lamborghini Huracan GT3	PROAM	10	1:46.693	5	1:46.943	18	1:46.958	8	1:46.975	19	1:46.993	7
21	33	Rinaldi Racing	DEU	Christian Hook	DEU	Bronze	Dominik Schwager	DEU	Gold	Ferrari 488 GT3	PROAM	11	1:46.700	19	1:46.778	5	1:46.821	20	1:46.919	18	1:47.022	6
22	6	Vincenzo Sospiri Racing	ITA	Kang Ling	CHN	Silver	Philip Keen	GBR	Gold	Lamborghini Huracan GT3	PRO	9	1:46.794	8	1:47.055	20	1:47.132	9	1:47.245	4	1:47.372	19
23	17	Senkyr Motorsport	CZE	Richard Gonda	SVK	Silver	Mikkel Jensen	DNK	Silver	BMW M6 GT3	PRO	10	1:46.810	4	1:46.835	3	1:46.881	18	1:46.912	27	1:46.915	8
24	66	Vincenzo Sospiri Racing	ITA	Giulio Borlenghi	BRA	Bronze	Andrzej Lewandowski	POL	Bronze	Lamborghini Huracan GT3	AM	3	1:46.880	23	1:47.080	20	1:47.096	19	1:47.263	26	1:47.539	28
25	36	Drivex School	ESP	Christian Hahn	BRA	Bronze	Lucas Auer	AUT	Gold	Mercedes AMG GT3	PROAM	12	1:46.976	26	1:47.233	27	1:47.274	20	1:47.395	16	1:47.426	30
26	90	Target Racing	ITA	Alberto Di Folco	ITA	Silver	Adrian Zaugg	CHE	Silver	Lamborghini Huracan GT3	PRO	11	1:47.234	9	1:47.255	8	1:47.284	6	1:47.469	7	1:47.547	3
27	3	RACE / BMW Team Teo Martín	ESP	Lourenço Beirão da Veiga	PRT	Silver	Juan Cruz Álvarez	ARG	Silver	BMW M6 GT3	PRO	12	1:47.334	20	1:47.473	19	1:47.488	29	1:47.512	6	1:47.924	18
28	91	Target Racing	ITA	Stefano Costantini	ITA	Bronze				Lamborghini Huracan GT3	AM	4	1:47.382	16	1:47.399	20	1:47.643	21	1:47.657	9	1:47.740	3
29	5	Olimp Racing	POL	Stanislaw Jedlinski	POL	Bronze	Malgorzata Rdest	POL	Bronze	Audi R8 LMS	AM	5	1:48.880	5	1:48.966	8	1:49.011	9	1:49.124	3	1:49.278	6
30	99	Sports and You	PRT	Manuel Da Costa	PRT	Bronze	Miguel Sardinha	PRT	Bronze	Mercedes AMG GT3	AM	6	1:48.888	8	1:48.986	18	1:49.028	6	1:49.044	9	1:49.223	4

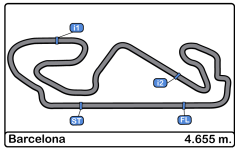

Circuito de Barcelona
International GT Open
Race - 1
Best 5 Top Speeds

													Top 1		Top 2		Top 3		Top 4		Top 5		
Cl	Nº	Entrant/Team	Nat	Driver 1	Nat	Status	Driver 2	Nat	Status	Vehicle	Cat	Cl	Km/h	Lap	Km/h	Lap	Km/h	Lap	Km/h	Lap	Km/h	Lap	Avg
1	7	RACE / BMW Team Teo Martín	ESP	Márcio Basso	BRA	Bronze	Guilherme Salas	BRA	Bronze	BMW M6 GT3	AM	1	272.0	18	271.3	19	270.6	20	270.0	17	270.0	36	270.8
2	17	Senkyr Motorsport	CZE	Richard Gonda	SVK	Silver	Mikkel Jensen	DNK	Silver	BMW M6 GT3	PRO	1	272.0	31	271.3	26	270.6	17	268.6	23	268.6	30	270.2
3	47	RACE / BMW Team Teo Martín	ESP	Fran Rueda	ESP	Silver	Andrés Saravia	GTM	Silver	BMW M6 GT3	PRO	2	271.3	24	271.3	28	270.6	6	270.0	4	270.0	9	270.6
4	72	Lechner Racing	AUT	Mario Plachutta	AUT	Bronze	Thomas Jäger	DEU	Gold	Mercedes AMG GT3	PROAM	1	271.3	27	270.6	28	270.0	29	270.0	30	269.3	19	270.2
5	3	RACE / BMW Team Teo Martín	ESP	Lourenço Beirão da Veiga	PRT	Silver	Juan Cruz Álvarez	ARG	Silver	BMW M6 GT3	PRO	3	270.6	30	270.6	31	270.6	36	270.0	8	270.0	27	270.4
6	6	Vincenzo Sospiri Racing	ITA	Kang Ling	CHN	Silver	Philip Keen	GBR	Gold	Lamborghini Huracan GT3	PRO	4	270.0	36	268.6	5	268.6	6	268.6	10	267.9	7	268.7
7	28	Daiko Lazarus Racing	ITA	Toby Sowery	GBR	Silver	Giuseppe Cipriani	ITA	Bronze	Lamborghini Huracan GT3	PROAM	2	270.0	17	270.0	23	269.3	2	269.3	18	269.3	19	269.5
8	36	Drivex School	ESP	Christian Hahn	BRA	Bronze	Lucas Auer	AUT	Gold	Mercedes AMG GT3	PROAM	3	270.0	31	269.3	27	269.3	30	267.9	17	267.9	21	268.9
9	51	Luzich Racing	USA	Alessandro Pier Guidi	ITA	Platinum	Mikkel Mac	DNK	Gold	Ferrari 488 GT3	PRO	5	270.0	27	267.3	22	267.3	30	266.6	6	266.6	23	267.5
10	66	Vincenzo Sospiri Racing	ITA	Giulio Borlenghi	BRA	Bronze	Andrzej Lewandowski	POL	Bronze	Lamborghini Huracan GT3	AM	2	269.3	7	268.6	6	268.6	8	268.6	9	267.9	15	268.6
11	96	Optimum Motorsport	GBR	Bradley Ellis	GBR	Silver	Oliver Wilkinson	GBR	Bronze	Audi R8 LMS	PROAM	4	269.3	18	268.6	7	268.6	17	268.6	19	268.6	20	268.7
12	33	Rinaldi Racing	DEU	Christian Hook	DEU	Bronze	Dominik Schwager	DEU	Gold	Ferrari 488 GT3	PROAM	5	268.6	7	267.9	6	266.6	8	266.6	20	266.0	4	267.1
13	91	Target Racing	ITA	Stefano Costantini	ITA	Bronze				Lamborghini Huracan GT3	AM	3	268.6	7	267.9	6	267.9	22	267.9	24	267.9	28	268.1
14	333	Rinaldi Racing	DEU	Rinat Salikhov	RUS	Bronze	David Perel	ZAF	Silver	Ferrari 488 GT3	PROAM	6	268.6	18	267.9	19	267.3	10	267.3	16	266.6	8	267.5
15	11	RS Racing	ITA	Daniele Di Amato	ITA	Silver	Andrea Montermini	ITA	Gold	Ferrari 488 GT3	PRO	6	267.9	26	267.9	30	267.3	2	267.3	3	267.3	28	267.5
16	27	Daiko Lazarus Racing	ITA	Fabrizio Crestani	ITA	Silver	Miguel Ramos	PRT	Bronze	Lamborghini Huracan GT3	PROAM	7	267.9	30	267.9	31	267.9	36	267.3	22	266.6	21	267.5
17	63	Imperiale Racing	ITA	Giovanni Venturini	ITA	Gold	Jeroen Mul	NLD	Silver	Lamborghini Huracan GT3	PRO	7	267.9	6	267.9	21	267.9	24	267.3	4	267.3	8	267.7
18	90	Target Racing	ITA	Alberto Di Folco	ITA	Silver	Adrian Zaugg	CHE	Silver	Lamborghini Huracan GT3	PRO	8	267.9	5	267.9	6	266.6	3	266.0	2	266.0	4	266.9
19	12	Ombra Racing	ITA	Andrea Rizzoli	ITA	Silver	Damiano Fioravanti	ITA	Silver	Lamborghini Huracan GT3	PRO	9	267.3	20	267.3	21	267.3	22	267.3	23	266.6	7	267.1
20	19	Imperiale Racing	ITA	Jiatong Liang	CHN	Bronze	Raffaele Giammaria	ITA	Gold	Lamborghini Huracan GT3	PROAM	8	267.3	26	266.6	7	266.6	23	266.6	24	266.0	8	266.6
21	25	Imperiale Racing	ITA	Riccardo Agostini	ITA	Gold	Rik Breukers	NLD	Silver	Lamborghini Huracan GT3	PRO	10	267.3	16	267.3	17	266.6	10	266.6	22	266.6	23	266.9
22	77	Olimp Racing	POL	Marcin Jedlinski	POL	Bronze	Mateusz Lisowski	POL	Silver	Audi R8 LMS	PROAM	9	266.6	4	266.6	8	266.6	10	266.6	23	266.0	3	266.5
23	5	Olimp Racing	POL	Stanislaw Jedlinski	POL	Bronze	Malgorzata Rdest	POL	Bronze	Audi R8 LMS	AM	4	266.0	6	266.0	8	265.3	5	264.7	17	264.0	9	265.2
24	52	Luzich Racing	USA	Marco Cioci	ITA	Gold	Matt Griffin	IRL	Gold	Ferrari 488 GT3	PRO	11	266.0	16	264.7	3	264.7	6	264.7	9	264.7	10	264.9
25	84	Winward Racing / HTP	USA	Russell Ward	USA	Silver	Indy Dontje	NLD	Silver	Mercedes AMG GT3	PRO	12	266.0	5	265.3	17	265.3	19	265.3	20	265.3	36	265.4
26	16	Drivex School	ESP	Marcelo Hahn	BRA	Bronze	Allam Khodair	BRA	Gold	Mercedes AMG GT3	PROAM	10	265.3	16	265.3	18	265.3	20	264.7	17	264.7	19	265.0
27	20	SPS Automotive Performance	DEU	Valentin Pierburg	DEU	Bronze	Tom Onslow-Cole	GBR	Gold	Mercedes AMG GT3	PROAM	11	265.3	18	264.7	17	263.4	30	262.7	7	262.7	16	263.8
28	71	Luzich Racing	USA	Alexander West	SWE	Bronze	Michele Rugolo	ITA	Gold	Ferrari 488 GT3	PROAM	12	265.3	17	264.7	21	264.7	36	264.0	18	264.0	24	264.5
29	111	Porteiro Motorsport	ESP	Charles Finelli	USA	Bronze	Phillippe Denes	USA	Bronze	Mercedes AMG GT3	AM	5	265.3	17	264.7	29	264.0	19	264.0	30	263.4	27	264.3
30	99	Sports and You	PRT	Manuel Da Costa	PRT	Bronze	Miguel Sardinha	PRT	Bronze	Mercedes AMG GT3	AM	6	264.7	6	264.0	2	264.0	7	264.0	19	263.4	5	264.0

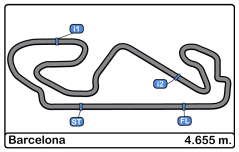

Circuito de Barcelona

International GT Open

Race - 1

Fastest Laps Sequence

Lap	Time of Day	Session Time	Nº	Entrant/Team	Nat	Driver 1	Nat	Status	Driver 2	Nat	Status	Vehicle	Cat	Time	Km/h
2	15:43:04.632	3:32.632	**20**	SPS Automotive Performance	DEU	Valentin Pierburg	DEU	Bronze	**Tom Onslow-Cole**	GBR	Gold	Mercedes AMG GT3	PROAM	**1:45.395**	159.0
5	15:48:20.692	8:48.692	**20**	SPS Automotive Performance	DEU	Valentin Pierburg	DEU	Bronze	**Tom Onslow-Cole**	GBR	Gold	Mercedes AMG GT3	PROAM	**1:45.153**	159.3

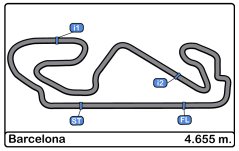

Circuito de Barcelona
International GT Open
Race - 1
Event Best Maximum Speed

Nº	Entrant/Team	Nat	Driver 1	Nat	Status	Driver 2	Nat	Status	Vehicle	Cat	Km/h	Session
3	RACE / BMW Team Teo Martín	ESP	Lourenço Beirão da Veiga	PRT	Silver	Juan Cruz Álvarez	ARG	Silver	BMW M6 GT3	PRO	272.0	Qualifying - 1 Driver - 1
7	RACE / BMW Team Teo Martín	ESP	Márcio Basso	BRA	Bronze	Guilherme Salas	BRA	Bronze	BMW M6 GT3	AM	272.0	Race - 1
17	Senkyr Motorsport	CZE	Richard Gonda	SVK	Silver	Mikkel Jensen	DNK	Silver	BMW M6 GT3	PRO	272.0	Race - 1
6	Vincenzo Sospiri Racing	ITA	Kang Ling	CHN	Silver	Philip Keen	GBR	Gold	Lamborghini Huracan GT3	PRO	271.3	Free Practice - 2
47	RACE / BMW Team Teo Martín	ESP	Fran Rueda	ESP	Silver	Andrés Saravia	GTM	Silver	BMW M6 GT3	PRO	271.3	Race - 1
72	Lechner Racing	AUT	Mario Plachutta	AUT	Bronze	Thomas Jäger	DEU	Gold	Mercedes AMG GT3	PROAM	271.3	Race - 1
27	Daiko Lazarus Racing	ITA	Fabrizio Crestani	ITA	Silver	Miguel Ramos	PRT	Bronze	Lamborghini Huracan GT3	PROAM	270.6	Free Practice - 1
28	Daiko Lazarus Racing	ITA	Toby Sowery	GBR	Silver	Giuseppe Cipriani	ITA	Bronze	Lamborghini Huracan GT3	PROAM	270.6	Free Practice - 1
51	Luzich Racing	USA	Alessandro Pier Guidi	ITA	Platinum	Mikkel Mac	DNK	Gold	Ferrari 488 GT3	PRO	270.0	Race - 1
36	Drivex School	ESP	Christian Hahn	BRA	Bronze	Lucas Auer	AUT	Gold	Mercedes AMG GT3	PROAM	270.0	Race - 1
66	Vincenzo Sospiri Racing	ITA	Giulio Borlenghi	BRA	Bronze	Andrzej Lewandowski	POL	Bronze	Lamborghini Huracan GT3	AM	269.3	Free Practice - 1
33	Rinaldi Racing	DEU	Christian Hook	DEU	Bronze	Dominik Schwager	DEU	Gold	Ferrari 488 GT3	PROAM	269.3	Free Practice - 2
96	Optimum Motorsport	GBR	Bradley Ellis	GBR	Silver	Oliver Wilkinson	GBR	Bronze	Audi R8 LMS	PROAM	269.3	Race - 1
12	Ombra Racing	ITA	Andrea Rizzoli	ITA	Silver	Damiano Fioravanti	ITA	Silver	Lamborghini Huracan GT3	PRO	268.6	Qualifying - 1 Driver - 1
91	Target Racing	ITA	Stefano Costantini	ITA	Bronze				Lamborghini Huracan GT3	AM	268.6	Race - 1
333	Rinaldi Racing	DEU	Rinat Salikhov	RUS	Bronze	David Perel	ZAF	Silver	Ferrari 488 GT3	PROAM	268.6	Race - 1
11	RS Racing	ITA	Daniele Di Amato	ITA	Silver	Andrea Montermini	ITA	Gold	Ferrari 488 GT3	PRO	267.9	Free Practice - 1
90	Target Racing	ITA	Alberto Di Folco	ITA	Silver	Adrian Zaugg	CHE	Silver	Lamborghini Huracan GT3	PRO	267.9	Race - 1
63	Imperiale Racing	ITA	Giovanni Venturini	ITA	Gold	Jeroen Mul	NLD	Silver	Lamborghini Huracan GT3	PRO	267.9	Race - 1
52	Luzich Racing	USA	Marco Cioci	ITA	Gold	Matt Griffin	IRL	Gold	Ferrari 488 GT3	PRO	267.3	Free Practice - 1
20	SPS Automotive Performance	DEU	Valentin Pierburg	DEU	Bronze	Tom Onslow-Cole	GBR	Gold	Mercedes AMG GT3	PROAM	267.3	Free Practice - 2
71	Luzich Racing	USA	Alexander West	SWE	Bronze	Michele Rugolo	ITA	Gold	Ferrari 488 GT3	PROAM	267.3	Free Practice - 2
77	Olimp Racing	POL	Marcin Jedlinski	POL	Bronze	Mateusz Lisowski	POL	Silver	Audi R8 LMS	PROAM	267.3	Qualifying - 1 Driver - 1
25	Imperiale Racing	ITA	Riccardo Agostini	ITA	Gold	Rik Breukers	NLD	Silver	Lamborghini Huracan GT3	PRO	267.3	Race - 1
19	Imperiale Racing	ITA	Jiatong Liang	CHN	Bronze	Raffaele Giammaria	ITA	Gold	Lamborghini Huracan GT3	PROAM	267.3	Race - 1
16	Drivex School	ESP	Marcelo Hahn	BRA	Bronze	Allam Khodair	BRA	Gold	Mercedes AMG GT3	PROAM	266.0	Free Practice - 1
84	Winward Racing / HTP	USA	Russell Ward	USA	Silver	Indy Dontje	NLD	Silver	Mercedes AMG GT3	PRO	266.0	Free Practice - 1
5	Olimp Racing	POL	Stanislaw Jedlinski	POL	Bronze	Malgorzata Rdest	POL	Bronze	Audi R8 LMS	AM	266.0	Race - 1
111	Porteiro Motorsport	ESP	Charles Finelli	USA	Bronze	Phillippe Denes	USA	Bronze	Mercedes AMG GT3	AM	265.3	Race - 1
99	Sports and You	PRT	Manuel Da Costa	PRT	Bronze	Miguel Sardinha	PRT	Bronze	Mercedes AMG GT3	AM	264.7	Free Practice - 2

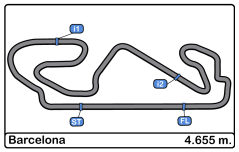

Circuito de Barcelona
International GT Open
Race - 1
Lap Chart

LAP

Nr	Po	Grid	1	2	3	4	5	6	7	8	9	10	11	12	13	14	15	16	17	18	19	20	21	22	23	24	25	26	27	28	29	30	31	32	33	34	35
20	**1**	20	20	20	20	20	20	20	20	20	20	20	20	20	20	20	20	20	20	20	77	16	16	20	25	25	25	25	25	25	25	25	25	25	25	25	25
27	**2**	27	27	27	27	27	27	27	27	27	27	27	27	27	27	27	12	12	25	77	16	77	96	25	12	12	12	12	12	12	12	12	12	12	12	12	12
12	**3**	12	12	12	12	12	12	12	12	12	12	12	12	12	12	12	25	25	77	16	96	96	33	12	20	20	20	20	20	20	20	20	20	20	20	20	63
25	**4**	25	25	25	25	25	25	25	25	25	25	25	25	25	25	25	77	77	16	25	17	33	84	16	16	16	333	333	333	63	63	63	63	63	63	63	20
51	**5**	51	51	51	51	51	51	51	51	51	51	51	51	51	51	51	27	16	12	96	28	84	20	96	96	333	16	63	63	333	333	51	51	51	51	51	51
77	**6**	77	77	77	77	77	77	77	77	77	77	77	77	77	77	77	16	96	96	333	33	17	25	333	333	11	63	16	51	51	51	333	333	333	333	333	17
16	**7**	16	16	16	16	16	16	16	16	16	16	16	16	16	16	16	96	333	333	17	333	28	12	27	11	96	27	51	16	16	16	16	17	16	16	17	52
17	**8**	17	96	96	96	96	96	96	96	96	96	96	96	96	96	96	333	17	17	28	84	99	333	11	27	63	51	27	27	27	17	17	52	17	17	52	333
96	**9**	96	17	17	17	17	333	333	333	333	333	333	333	333	333	333	17	28	28	33	99	20	27	63	63	27	96	17	17	17	52	52	27	52	52	16	16
63	**10**	63	333	333	333	333	17	17	17	17	63	63	63	63	63	17	28	33	33	84	20	25	11	33	33	51	77	52	52	52	27	27	72	27	27	27	27
6	**11**	6	28	28	28	63	63	63	63	63	17	17	17	17	17	28	51	52	84	91	25	12	77	77	51	77	11	77	77	77	77	72	11	72	72	72	72
333	**12**	333	63	63	63	28	28	28	28	28	28	28	28	28	28	33	33	84	91	99	12	333	63	51	77	17	17	11	11	11	11	11	36	11	11	11	11
84	**13**	84	52	52	52	33	33	33	33	33	33	33	33	33	33	52	52	91	52	5	27	27	28	28	17	33	52	72	72	72	72	36	16	36	36	33	47
33	**14**	33	33	33	33	52	52	52	52	52	52	52	52	52	52	11	84	99	99	12	11	11	52	17	52	52	33	33	36	36	36	33	33	33	33	47	33
28	**15**	28	11	11	11	11	11	11	11	11	11	11	11	11	11	84	91	5	5	27	52	52	51	52	28	28	72	36	33	33	33	47	47	47	47	6	6
47	**16**	47	47	47	47	47	47	47	47	47	47	47	47	47	47	63	11	66	27	11	63	63	17	6	6	72	36	28	6	6	47	6	6	6	6	3	3
52	**17**	52	84	84	84	84	84	84	84	84	84	84	84	84	84	91	99	27	11	52	51	51	6	72	72	36	28	6	28	47	6	3	3	3	3	36	19
11	**18**	11	90	90	90	90	90	90	90	90	90	90	36	36	36	19	5	11	63	63	6	6	72	3	36	6	6	47	47	3	3	19	19	19	19	19	84
91	**19**	91	36	36	36	36	36	36	36	36	36	36	91	91	91	47	66	6	51	51	3	3	3	36	3	3	3	3	3	19	19	84	84	84	84	84	91
90	**20**	90	91	91	91	91	91	91	91	91	91	91	71	71	71	99	19	63	6	6	72	72	36	84	84	84	84	19	19	28	28	91	91	91	91	91	7
36	**21**	36	71	71	71	71	71	71	71	71	71	71	19	19	19	36	7	3	3	3	36	36	91	19	19	19	19	84	84	84	84	7	7	7	7	7	71
3	**22**	3	3	3	3	19	19	19	19	19	19	19	6	6	6	5	72	51	36	36	91	91	19	47	47	47	47	91	91	91	91	71	71	71	71	71	66
71	**23**	71	19	19	19	3	3	3	3	3	6	6	3	3	3	66	6	36	72	72	19	19	47	91	91	91	91	7	7	7	7	66	66	66	66	66	96
99	**24**	99	99	99	99	99	99	99	6	6	3	3	99	99	99	71	3	72	19	19	47	47	99	7	7	7	7	96	71	71	71	96	96	96	96	96	99
19	**25**	19	5	5	5	6	6	6	99	99	99	99	5	5	5	72	63	19	47	47	7	7	7	99	99	71	71	71	96	96	96	99	99	99	99	99	111
5	**26**	5	72	72	6	5	5	5	5	5	5	5	66	66	66	7	36	47	7	7	66	66	71	71	71	99	66	66	66	66	66	111	111	111	111	111	28
72	**27**	72	7	66	66	66	66	66	66	66	66	66	72	72	72	6	47	7	66	66	71	71	66	66	66	66	99	99	99	99	99	28	28	28	28	28	5
7	**28**	7	66	6	72	72	72	72	72	72	72	72	7	7	7	3	71	71	71	71	5	5	5	5	5	5	111	111	111	111	111	5	5	5	5	5	
66	**29**	66	111	7	7	7	7	7	7	7	7	7	111	111	111	111	111	111	111	111	111	111	111	111	111	111	5	5	5	5	5						

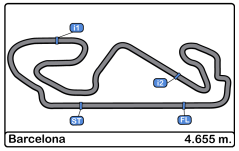

Circuito de Barcelona
International GT Open
Race - 1
Lap Chart

Nr	Po	LA 36
20	**1**	25
27	**2**	12
12	**3**	63
25	**4**	20
51	**5**	17
77	**6**	51
16	**7**	52
17	**8**	333
96	**9**	16
63	**10**	27
6	**11**	72
333	**12**	11
84	**13**	47
33	**14**	6
28	**15**	3
47	**16**	33
52	**17**	19
11	**18**	84
91	**19**	91
90	**20**	7
36	**21**	71
3	**22**	66
71	**23**	96
99	**24**	99
19	**25**	
5	**26**	
72	**27**	
7	**28**	
66	**29**	

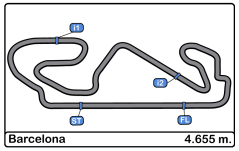

Circuito de Barcelona
International GT Open
Race - 1
Lap Chart

LAP

Nr	Po	Grid	1	2	3	4	5	6	7	8	9	10	11	12	13	14	15	16	17	18	19	20	21	22	23	24	25	26	27	28	29	30	31	32	33	34	35
111	**30**	111	6	111	111	111	111	111	111	111	111	111																									

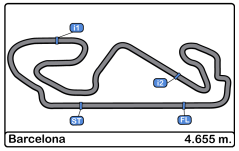

Circuito de Barcelona
International GT Open
Race - 1
Lap Chart

		LA
Nr	Po	36
111	**30**	

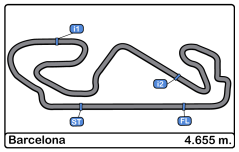

Circuito de Barcelona

International GT Open

Race - 1

Graphic Lap Chart

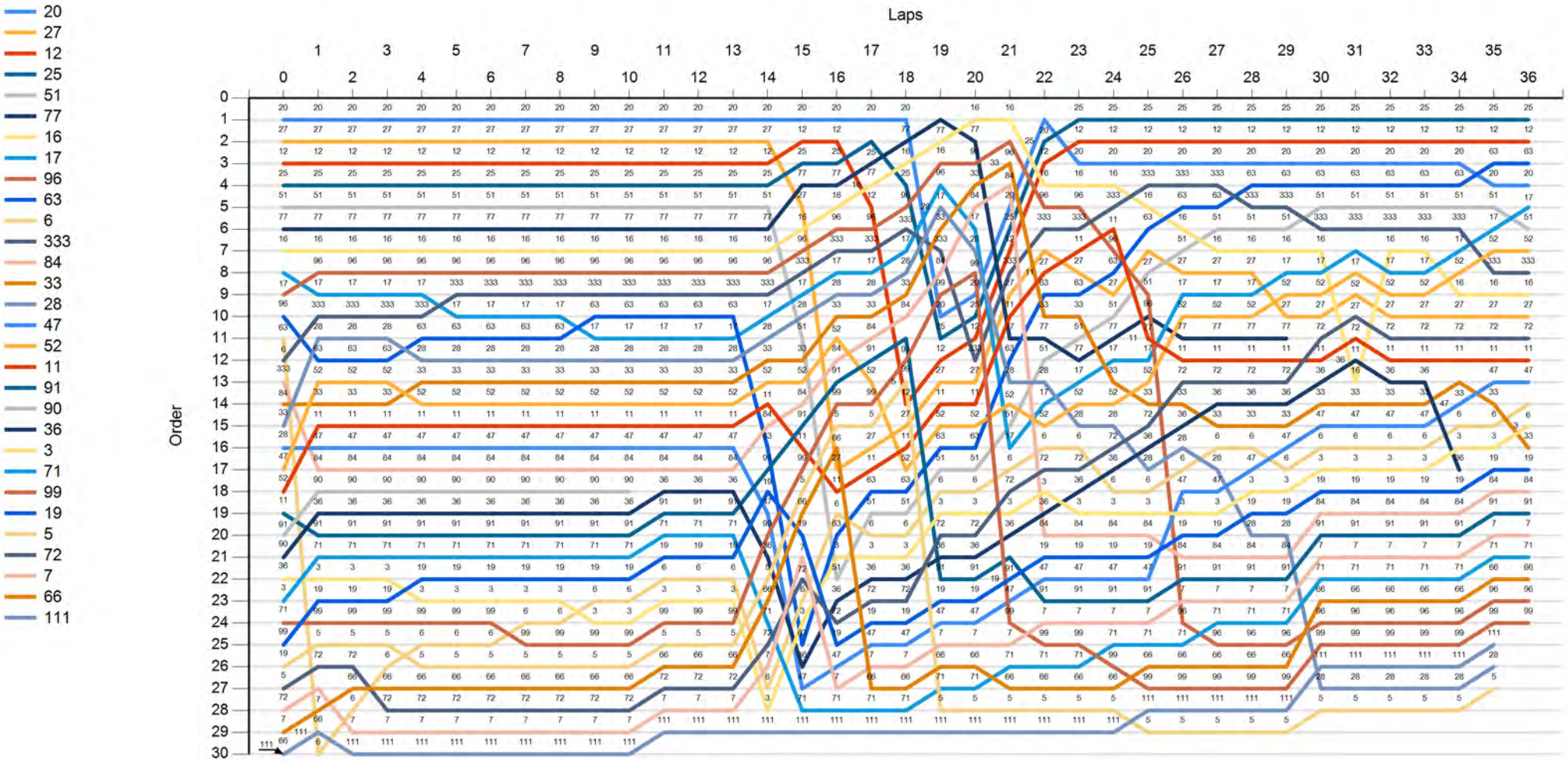

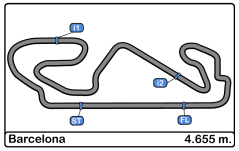

Circuito de Barcelona

International GT Open

Race - 1

Pit Stop Analysis

Nr.	In Day Time	Entrant/Team	Nat	Driver 1	Nat	Status	Driver 2	Nat	Status	Vehicle	Cat	In Time	Stop Nº	Pit Time	Handicap	Penalty
63	16:07:54.428	Imperiale Racing	ITA	Giovanni Venturini	ITA	Gold	**Jeroen Mul**	NLD	Silver	Lamborghini Huracan GT3	PRO	28:22.375	1	1:25.286	1:25	
47	16:07:57.414	RACE / BMW Team Teo Martín	ESP	Fran Rueda	ESP	Silver	**Andrés Saravia**	GTM	Silver	BMW M6 GT3	PRO	28:25.360	1	1:36.000	1:35	
36	16:07:58.140	Drivex School	ESP	**Christian Hahn**	BRA	Bronze	Lucas Auer	AUT	Gold	Mercedes AMG GT3	PROAM	28:26.087	1	1:22.162	1:20	
71	16:07:59.974	Luzich Racing	USA	**Alexander West**	SWE	Bronze	Michele Rugolo	ITA	Gold	Ferrari 488 GT3	PROAM	28:27.920	1	1:53.744	1:10	
6	16:08:00.912	Vincenzo Sospiri Racing	ITA	Kang Ling	CHN	Silver	**Philip Keen**	GBR	Gold	Lamborghini Huracan GT3	PRO	28:28.859	1	1:12.754	1:10	
3	16:08:02.047	RACE / BMW Team Teo Martín	ESP	**Lourenço Beirão da**	PRT	Silver	Juan Cruz Álvarez	ARG	Silver	BMW M6 GT3	PRO	28:29.994	1	1:12.342	1:10	
27	16:09:36.672	Daiko Lazarus Racing	ITA	**Fabrizio Crestani**	ITA	Silver	Miguel Ramos	PRT	Bronze	Lamborghini Huracan GT3	PROAM	30:04.619	1	1:16.782	1:15	
51	16:09:39.970	Luzich Racing	USA	Alessandro Pier Guidi	ITA	Platinum	**Mikkel Mac**	DNK	Gold	Ferrari 488 GT3	PRO	30:07.916	1	1:27.886	1:25	
11	16:09:45.267	RS Racing	ITA	Daniele Di Amato	ITA	Silver	**Andrea Montermini**	ITA	Gold	Ferrari 488 GT3	PRO	30:13.214	1	1:13.469	1:10	
19	16:09:50.378	Imperiale Racing	ITA	**Jiatong Liang**	CHN	Bronze	Raffaele Giammaria	ITA	Gold	Lamborghini Huracan GT3	PROAM	30:18.325	1	1:25.218	1:25	
7	16:09:59.357	RACE / BMW Team Teo Martín	ESP	**Márcio Basso**	BRA	Bronze	Guilherme Salas	BRA	Bronze	BMW M6 GT3	AM	30:27.303	1	1:31.718	1:30	
72	16:10:00.035	Lechner Racing	AUT	**Mario Plachutta**	AUT	Bronze	Thomas Jäger	DEU	Gold	Mercedes AMG GT3	PROAM	30:27.982	1	1:13.101	1:10	
111	16:10:08.807	Porteiro Motorsport	ESP	**Charles Finelli**	USA	Bronze	Phillippe Denes	USA	Bronze	Mercedes AMG GT3	AM	30:36.754	1	1:15.646	1:10	
66	16:11:44.486	Vincenzo Sospiri Racing	ITA	Giulio Borlenghi	BRA	Bronze	**Andrzej Lewandowski**	POL	Bronze	Lamborghini Huracan GT3	AM	32:12.433	1	1:43.078	1:20	
12	16:13:12.263	Ombra Racing	ITA	Andrea Rizzoli	ITA	Silver	**Damiano Fioravanti**	ITA	Silver	Lamborghini Huracan GT3	PRO	33:40.209	1	1:11.259	1:10	
52	16:13:23.165	Luzich Racing	USA	**Marco Cioci**	ITA	Gold	Matt Griffin	IRL	Gold	Ferrari 488 GT3	PRO	33:51.112	1	1:11.792	1:10	
20	16:14:54.807	SPS Automotive Performance	DEU	Valentin Pierburg	DEU	Bronze	**Tom Onslow-Cole**	GBR	Gold	Mercedes AMG GT3	PROAM	35:22.754	1	1:10.692	1:10	
25	16:14:58.601	Imperiale Racing	ITA	Riccardo Agostini	ITA	Gold	**Rik Breukers**	NLD	Silver	Lamborghini Huracan GT3	PRO	35:26.548	1	1:10.160	1:10	
91	16:15:11.676	Target Racing	ITA	Stefano Costantini	ITA	Bronze				Lamborghini Huracan GT3	AM	35:39.623	1	1:21.201	1:20	
5	16:15:23.513	Olimp Racing	POL	Stanislaw Jedlinski	POL	Bronze	**Malgorzata Rdest**	POL	Bronze	Audi R8 LMS	AM	35:51.459	1	2:03.174	1:10	
333	16:16:51.182	Rinaldi Racing	DEU	Rinat Salikhov	RUS	Bronze	**David Perel**	ZAF	Silver	Ferrari 488 GT3	PROAM	37:19.129	1	1:10.709	1:10	
77	16:18:32.233	Olimp Racing	POL	Marcin Jedlinski	POL	Bronze	**Mateusz Lisowski**	POL	Silver	Audi R8 LMS	PROAM	39:00.179	1	1:22.746	1:10	
17	16:18:38.684	Senkyr Motorsport	CZE	**Richard Gonda**	SVK	Silver	Mikkel Jensen	DNK	Silver	BMW M6 GT3	PRO	39:06.631	1	1:22.046	1:20	
28	16:18:39.505	Daiko Lazarus Racing	ITA	**Toby Sowery**	GBR	Silver	Giuseppe Cipriani	ITA	Bronze	Lamborghini Huracan GT3	PROAM	39:07.452	1	1:13.282	1:10	
99	16:19:02.095	Sports and You	PRT	**Manuel Da Costa**	PRT	Bronze	Miguel Sardinha	PRT	Bronze	Mercedes AMG GT3	AM	39:30.042	1	1:20.713	1:15	
16	16:20:22.598	Drivex School	ESP	Marcelo Hahn	BRA	Bronze	**Allam Khodair**	BRA	Gold	Mercedes AMG GT3	PROAM	40:50.545	1	1:12.162	1:10	
96	16:20:24.711	Optimum Motorsport	GBR	**Bradley Ellis**	GBR	Silver	Oliver Wilkinson	GBR	Bronze	Audi R8 LMS	PROAM	40:52.657	1	1:11.260	1:10	
33	16:20:28.472	Rinaldi Racing	DEU	Christian Hook	DEU	Bronze	**Dominik Schwager**	DEU	Gold	Ferrari 488 GT3	PROAM	40:56.419	1	1:12.703	1:10	
84	16:20:29.323	Winward Racing / HTP	USA	Russell Ward	USA	Silver	**Indy Dontje**	NLD	Silver	Mercedes AMG GT3	PRO	40:57.269	1	1:23.212	1:20	
96	16:28:57.682	Optimum Motorsport	GBR	**Bradley Ellis**	GBR	Silver	Oliver Wilkinson	GBR	Bronze	Audi R8 LMS	PROAM	49:25.629	2	33.669	1:10	-36.331

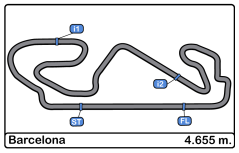

Circuito de Barcelona
International GT Open
Race - 1
Weather Report

Air Temperature

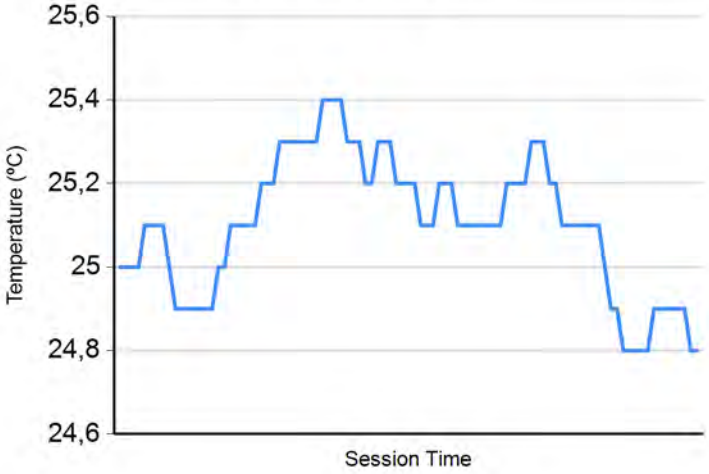

Track Temperature

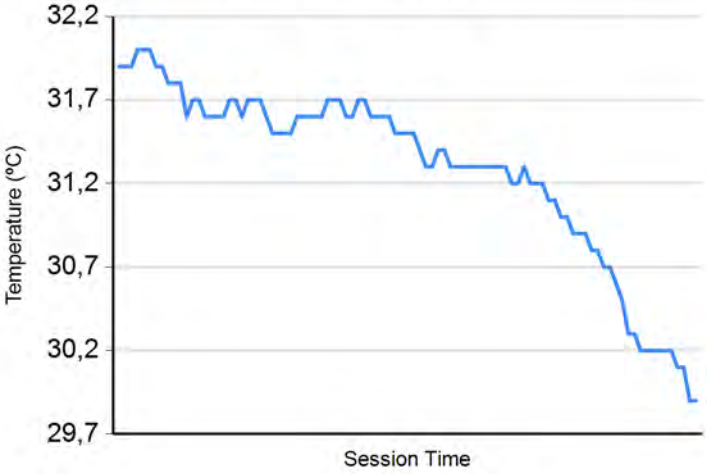

Humidity

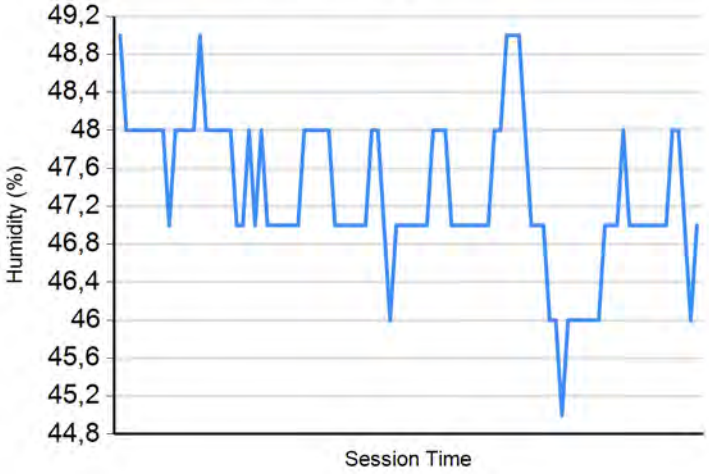

Pressure

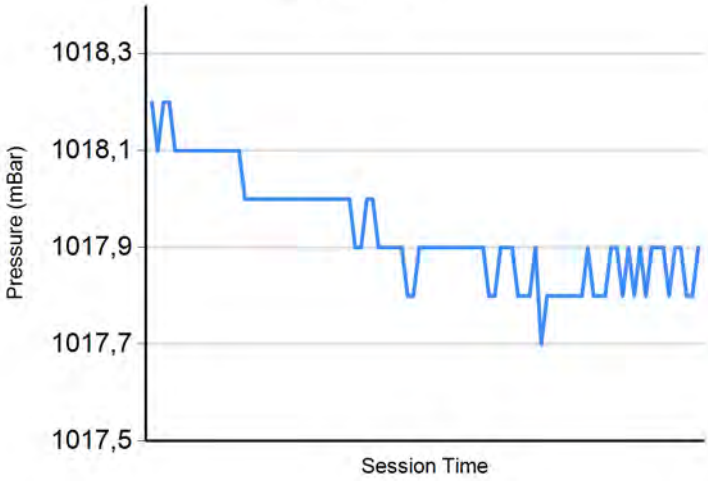

Wind Speed

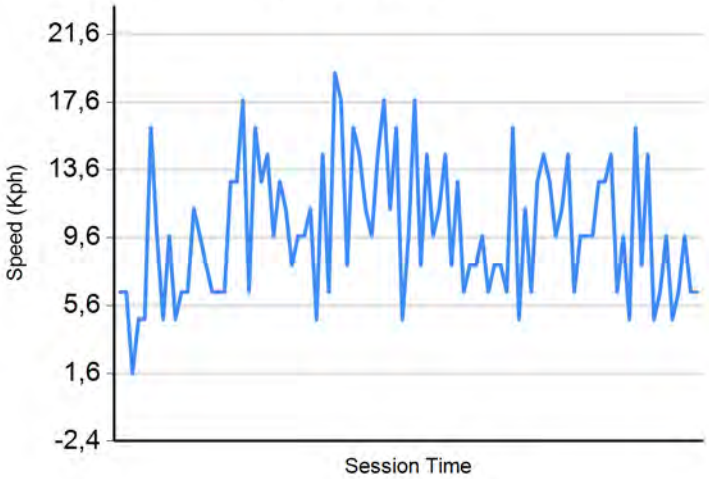

Wind direction

North = 0º/360º Est = 90º South = 180º West= 270º

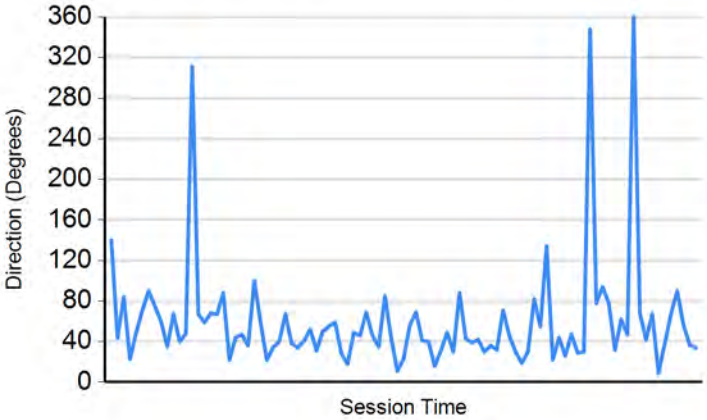

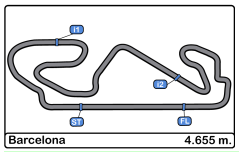

Circuito de Barcelona

International GT Open

Race - 1

Final Results

Cls	Nº	Entrant/Team	Nat	Driver 1	Nat	Status	Driver 2	Nat	Status	Vehicle	Cat	Cl	Laps	Total Time	Gap	Interval	Km/h	Best	Time	Km/h
1	**12**	Ombra Racing	ITA	Andrea Rizzoli	ITA	Silver	**Damiano Fioravanti**	ITA	Silver	Lamborghini Huracan GT3	PRO	1	36	**1:11:26.099**			140.7	7	1:45.925	158.2
2	**63**	Imperiale Racing	ITA	Giovanni Venturini	ITA	Gold	**Jeroen Mul**	NLD	Silver	Lamborghini Huracan GT3	PRO	2	36	**1:11:26.931**	0.832	0.832	140.7	18	1:45.301	159.1
3	**20**	SPS Automotive Performance	DEU	Valentin Pierburg	DEU	Bronze	**Tom Onslow-Cole**	GBR	Gold	Mercedes AMG GT3	PROAM	1	36	**1:11:29.167**	3.068	2.236	140.6	5	1:45.153	159.3
4	**25**	Imperiale Racing	ITA	Riccardo Agostini	ITA	Gold	**Rik Breukers**	NLD	Silver	Lamborghini Huracan GT3	PRO	3	36	**1:11:29.570**	3.471	0.403	140.6	9	1:45.966	158.1
5	**17**	Senkyr Motorsport	CZE	**Richard Gonda**	SVK	Silver	Mikkel Jensen	DNK	Silver	BMW M6 GT3	PRO	4	36	**1:11:30.359**	4.260	0.789	140.6	4	1:46.810	156.8
6	**51**	Luzich Racing	USA	Alessandro Pier Guidi	ITA	Platinum	**Mikkel Mac**	DNK	Gold	Ferrari 488 GT3	PRO	5	36	**1:11:30.992**	4.893	0.633	140.5	18	1:45.661	158.6
7	**52**	Luzich Racing	USA	**Marco Cioci**	ITA	Gold	Matt Griffin	IRL	Gold	Ferrari 488 GT3	PRO	6	36	**1:11:31.471**	5.372	0.479	140.5	20	1:46.685	157.0
8	**333**	Rinaldi Racing	DEU	Rinat Salikhov	RUS	Bronze	**David Perel**	ZAF	Silver	Ferrari 488 GT3	PROAM	2	36	**1:11:31.984**	5.885	0.513	140.5	6	1:46.098	157.9
9	**27**	Daiko Lazarus Racing	ITA	**Fabrizio Crestani**	ITA	Silver	Miguel Ramos	PRT	Bronze	Lamborghini Huracan GT3	PROAM	3	36	**1:11:35.126**	9.027	3.142	140.4	6	1:46.064	157.9
10	**72**	Lechner Racing	AUT	**Mario Plachutta**	AUT	Bronze	Thomas Jäger	DEU	Gold	Mercedes AMG GT3	PROAM	4	36	**1:11:35.509**	9.410	0.383	140.4	18	1:45.734	158.4
11	**11**	RS Racing	ITA	Daniele Di Amato	ITA	Silver	**Andrea Montermini**	ITA	Gold	Ferrari 488 GT3	PRO	7	36	**1:11:35.777**	9.678	0.268	140.4	18	1:46.377	157.5
12	**47**	RACE / BMW Team Teo Martín	ESP	Fran Rueda	ESP	Silver	**Andrés Saravia**	GTM	Silver	BMW M6 GT3	PRO	8	36	**1:11:36.190**	10.091	0.413	140.4	18	1:46.035	158.0
13	**6**	Vincenzo Sospiri Racing	ITA	Kang Ling	CHN	Silver	**Philip Keen**	GBR	Gold	Lamborghini Huracan GT3	PRO	9	36	**1:11:37.077**	10.978	0.887	140.3	8	1:46.794	156.9
14	**3**	RACE / BMW Team Teo Martín	ESP	**Lourenço Beirão da Veiga**	PRT	Silver	Juan Cruz Álvarez	ARG	Silver	BMW M6 GT3	PRO	10	36	**1:11:37.842**	11.743	0.765	140.3	20	1:47.334	156.1
15	**33**	Rinaldi Racing	DEU	Christian Hook	DEU	Bronze	**Dominik Schwager**	DEU	Gold	Ferrari 488 GT3	PROAM	5	36	**1:11:38.880**	12.781	1.038	140.3	19	1:46.700	157.0
16	**19**	Imperiale Racing	ITA	**Jiatong Liang**	CHN	Bronze	Raffaele Giammaria	ITA	Gold	Lamborghini Huracan GT3	PROAM	6	36	**1:11:39.308**	13.209	0.428	140.3	19	1:46.478	157.3
17	**16**	Drivex School	ESP	Marcelo Hahn	BRA	Bronze	**Allam Khodair**	BRA	Gold	Mercedes AMG GT3	PROAM	7	36	**1:11:39.811**	13.712	0.503	140.3	20	1:46.450	157.4
18	**84**	Winward Racing / HTP Motorsport	USA	Russell Ward	USA	Silver	**Indy Dontje**	NLD	Silver	Mercedes AMG GT3	PRO	11	36	**1:11:39.833**	13.734	0.022	140.3	19	1:46.671	157.0
19	**91**	Target Racing	ITA	Stefano Costantini	ITA	Bronze				Lamborghini Huracan GT3	AM	1	36	**1:11:40.251**	14.152	0.418	140.2	16	1:47.382	156.0
20	**7**	RACE / BMW Team Teo Martín	ESP	**Márcio Basso**	BRA	Bronze	Guilherme Salas	BRA	Bronze	BMW M6 GT3	AM	2	36	**1:11:40.468**	14.369	0.217	140.2	18	1:46.665	157.1
21	**71**	Luzich Racing	USA	**Alexander West**	SWE	Bronze	Michele Rugolo	ITA	Gold	Ferrari 488 GT3	PROAM	8	36	**1:11:41.295**	15.196	0.827	140.2	20	1:46.300	157.6
22	**66**	Vincenzo Sospiri Racing	ITA	Giulio Borlenghi	BRA	Bronze	**Andrzej Lewandowski**	POL	Bronze	Lamborghini Huracan GT3	AM	3	36	**1:11:46.999**	20.900	5.704	140.0	23	1:46.880	156.7
23	**96**	Optimum Motorsport	GBR	**Bradley Ellis**	GBR	Silver	Oliver Wilkinson	GBR	Bronze	Audi R8 LMS	PROAM	9	36	**1:11:47.657**	21.558	0.658	140.0	8	1:46.624	157.1
24	**99**	Sports and You	PRT	**Manuel Da Costa**	PRT	Bronze	Miguel Sardinha	PRT	Bronze	Mercedes AMG GT3	AM	4	36	**1:11:50.753**	24.654	3.096	139.9	8	1:48.888	153.9
25	**111**	Porteiro Motorsport	ESP	**Charles Finelli**	USA	Bronze	Phillippe Denes	USA	Bronze	Mercedes AMG GT3	AM	5	35	**1:11:40.839**	1 Lap	1 Lap	136.3	18	1:46.639	157.1
26	**28**	Daiko Lazarus Racing	ITA	**Toby Sowery**	GBR	Silver	Giuseppe Cipriani	ITA	Bronze	Lamborghini Huracan GT3	PROAM	10	35	**1:11:46.786**	1 Lap	5.947	136.1	5	1:46.693	157.0
27	**5**	Olimp Racing	POL	Stanislaw Jedlinski	POL	Bronze	**Malgorzata Rdest**	POL	Bronze	Audi R8 LMS	AM	6	35	**1:12:13.757**	1 Lap	26.971	135.3	5	1:48.880	153.9
28	**36**	Drivex School	ESP	**Christian Hahn**	BRA	Bronze	Lucas Auer	AUT	Gold	Mercedes AMG GT3	PROAM	11	34	**1:07:59.332**	2 Laps	1 Lap	139.6	26	1:46.976	156.6
29	**77**	Olimp Racing	POL	Marcin Jedlinski	POL	Bronze	**Mateusz Lisowski**	POL	Silver	Audi R8 LMS	PROAM	12	29	**56:42.804**	7 Laps	5 Laps	142.8	19	1:45.868	158.2
	Not classified: (Requirements: 75% of number laps of leader = 27 Laps)																			
	90	Target Racing	ITA	Alberto Di Folco	ITA	Silver	**Adrian Zaugg**	CHE	Silver	Lamborghini Huracan GT3	PRO	12	10	**18:13.042**	26 Laps	19 Laps	153.3	9	1:47.234	156.2

Fastest lap Pierburg - Onslow-Cole in 1:45.153 at 159.4 Km/h in lap 5

CAR #16 - 5 SECONDS TIME PENALTY OVERTAKING UNDER SAFETY CAR

CAR #25 - 5 SECONDS TIME PENALTY BREAKING FORMATION

CAR 52 (DRIVER CIOCI) REPRIMAND TRACK LIMITS T2

Published at:.....

Track Temp: **30.2 °C** Air Temp: **24.8 °C** Humidity: **47 %** Track Status: **DRY**

Stewards:	**Race Director:**	**Timekeeper:**

Championship Classification

					Estoril		Paul Ricard		SPA-Francorchamps		Hungaroring		Silverstone		Monza		Barcelona	
Cls.	Name	Nac.	Net Pts.	Pts.	R1	R2	R1	R2	R1	R2	R1	R2	R1	R2	R1	R2	R1	R2
1	Mikkel Mac	DNK	112	112	15	15	10	6	15	5	6		6	8	6	15	5	
2	Andrés Saravia	GTM	104	104	8		15	10	6	15	3	5	10	5	15	12		
	Fran Rueda	ESP	104	104	8		15	10	6	15	3	5	10	5	15	12		
3	Alessandro Pier Guidi	ITA	96	96	15	15			15	5	6		6	8	6	15	5	
4	Giovanni Venturini	ITA	94	94	12	12			12	6		6	12	12		10	12	
	Jeroen Mul	NLD	94	94	12	12			12	6		6	12	12		10	12	
5	Damiano Fioravanti	ITA	78	78	4	5	12	8				8	8	10	8		15	
6	Riccardo Agostini	ITA	74	74		10			10	2	8	12	2	6	10	6	8	
	Rik Breukers	NLD	74	74		10			10	2	8	12	2	6	10	6	8	
7	Daniele Di Amato	ITA	71	71	10	6		15		10	5		5	4	12	4		
8	Andrea Montermini	ITA	66	66	10	6		15		10			5	4	12	4		
9	Marco Cioci	ITA	56	56			10	6	5		15		15	1			4	
10	Tom Onslow-Cole	GBR	51	51	6		6		2		12			15			10	
	Valentin Pierburg	DEU	51	51	6		6		2		12			15			10	
11	Kang Ling	CHN	43	43	5	8	4	4	3	8		10			1			
12	Fernando Rees	BRA	37	37	4	5	12	8				8						
13	Juan Cruz Álvarez	ARG	33	33	2	3	8	12		4			1			3		
	Lourenço Beirão da Veiga	PRT	33	33	2	3	8	12		4			1			3		
14	Daniel Serra	BRA	31	31							15		15	1				
15	Fabrizio Crestani	ITA	27	27	3	2	3	3	1		10			3			2	
	Miguel Ramos	PRT	27	27	3	2	3	3	1		10			3			2	
16	Richard Gonda	SVK	26	26					8	12							6	
17	Marcelo Hahn	BRA	26	26		4		5		1	1	15						
18	Nicolas Costa	BRA	22	22	5	8	4	4							1			
19	Allam Khodair	BRA	21	21		4				1	1	15						
20	Edoardo Liberati	ITA	21	21					3	8		10						
21	Joel Eriksson	SWE	20	20					8	12								
22	Alex Frassineti	ITA	18	18									8	10				
23	Alberto Di Folco	ITA	12	12			2							2		8		
24	Alexander West	SWE	10	10		1	5					4						
	Michele Rugolo	ITA	10	10		1	5					4						
25	Bertrand Baguette	BEL	9	9											4	5		
	Esteban Guerrieri	ARG	9	9											4	5		
26	David Perel	ZAF	8	8							2		3				3	
27	Rinat Salikhov	RUS	8	8							2		3				3	
28	Loris Spinelli	ITA	8	8												8		
29	Raffaele Giammaria	ITA	8	8								3			3	2		
	Jiatong Liang	CHN	8	8								3			3	2		
30	Stefano Gattuso	ITA	8	8											8			
31	Oliver Wilkinson	GBR	8	8						3		1	4					
	Bradley Ellis	GBR	8	8						3		1	4					
32	Eddie Cheever III	ITA	6	6											5	1		
	Nicklas Nielsen	DNK	6	6											5	1		

Santisima Trinidad 30, 28010 Madrid
Tel y Fax 91.448.32.06
www.cronococa.com
info@cronococa.com

Juan Bravo 17, 28006 Madrid
Tel 91.432.27.50
www.gtsport.es
info@gtsport.es

Championship Classification

					Estoril		Paul Ricard		SPA-Francorchamps		Hungaroring		Silverstone		Monza		Barcelona	
Cls.	**Name**	**Nac.**	**Net Pts.**	**Pts.**	**R1**	**R2**	**R1**	**R2**	**R1**	**R2**	**R1**	**R2**	**R1**	**R2**	**R1**	**R2**	**R1**	**R2**
33	Andrea Bertolini	ITA	5	5							5							
34	Matt Griffin	IRL	5	5					5									
35	Alan Hellmeister	BRA	5	5				5										
36	Mario Plachutta	AUT	4	4			1								2		1	
	Thomas Jäger	DEU	4	4			1								2		1	
37	Stefano Costantini	ITA	4	4			2							2				
38	Christian Hook	DEU	4	4							4							
	Daniel Keilwitz	DEU	4	4							4							
39	Tim Verbergt	BEL	4	4					4									
	Wolfgang Reip	BEL	4	4					4									
40	Marcin Jedlinski	POL	2	2								2						
	Mateusz Lisowski	POL	2	2								2						
41	Giuseppe Cipriani	ITA	2	2				2										
	Toby Sowery	GBR	2	2				2										
42	Miro Konôpka	SVK	1	1				1										
	Konstantīns Calko	LVA	1	1				1										
43	Jamie Campbell-Walter	GBR	1	1	1													
	Ferdinand Habsburg	AUT	1	1	1													
44	Stanislaw Jedlinski	POL	0	0														
45	Márcio Basso	BRA	0	0														
	Guilherme Salas	BRA	0	0														
	Alexey Chuklin	UKR	0	0														
	Thiago Marques	BRA	0	0														
46	Zdeno Mikulasko	SVK	0	0														
	Darren Burke	GBR	0	0														
47	Ian Loggie	GBR	0	0														
	Clallum Macleod	GBR	0	0														
	Marco Zanuttini	ITA	0	0														
	Mario Cordoni	ITA	0	0														
48	Dominik Schwager	DEU	0	0														
	Steve Parrow	DEU	0	0														
49	Duarte Félix Da Costa	PRT	0	0														
	"Caca Bueno"	BRA	0	0														
	Ricardo Baptista	BRA	0	0														
50	Andrzej Lewandowski	POL	0	0														
	Giulio Borlenghi	BRA	0	0														
51	Alexander Hrachowina	AUT	0	0														
	Martin Konrad	AUT	0	0														
52	Bernard Delhez	BEL	0	0														
53	Manuel Da Costa	PRT	0	0														
	Miguel Sardinha	PRT	0	0														
54	Vadim Kogay	RUS	0	0														

Santisima Trinidad 30, 28010 Madrid
Tel y Fax 91.448.32.06
www.cronococa.com
info@cronococa.com

Juan Bravo 17, 28006 Madrid
Tel 91.432.27.50
www.gtsport.es
info@gtsport.es

Championship PROAM Classification

					Estoril		Paul Ricard		SPA-Francorchamps		Hungaroring		Silverstone		Monza		Barcelona	
Cls.	**Name**	**Nac.**	**Net Pts.**	**Pts.**	**R1**	**R2**	**R1**	**R2**	**R1**	**R2**	**R1**	**R2**	**R1**	**R2**	**R1**	**R2**	**R1**	**R2**
1	Fabrizio Crestani	ITA	76	76	8	8	6	8	8	3	8	2	4	8	3	4	6	
	Miguel Ramos	PRT	76	76	8	8	6	8	8	3	8	2	4	8	3	4	6	
2	Tom Onslow-Cole	GBR	70	70	10	2	10		10	6	10			10	2		10	
	Valentin Pierburg	DEU	70	70	10	2	10		10	6	10			10	2		10	
3	Marcelo Hahn	BRA	55	55		10	2	10	2	8	3	10			4	6		
4	Jiatong Liang	CHN	47	47	3	4		4	4			6	6		8	10	2	
	Raffaele Giammaria	ITA	47	47	3	4		4	4			6	6		8	10	2	
5	Oliver Wilkinson	GBR	38	38	4				6	10	2	3	10	3				
	Bradley Ellis	GBR	38	38	4				6	10	2	3	10	3				
6	Alexander West	SWE	37	37	6	6	8	3		2		8		4				
	Michele Rugolo	ITA	37	37	6	6	8	3		2		8		4				
7	Allam Khodair	BRA	33	33		10			2	8	3	10						
8	Alan Hellmeister	BRA	22	22			2	10							4	6		
9	Alberto Di Folco	ITA	21	21			4	2	3	4			2	6				
	Stefano Costantini	ITA	21	21			4	2	3	4			2	6				
10	Rinat Salikhov	RUS	20	20							4		8				8	
	David Perel	ZAF	20	20							4		8				8	
11	Eddie Cheever III	ITA	18	18											10	8		
	Nicklas Nielsen	DNK	18	18											10	8		
12	Toby Sowery	GBR	14	14	2	3		6								3		
	Giuseppe Cipriani	ITA	14	14	2	3		6								3		
13	Thomas Jäger	DEU	13	13			3								6		4	
	Mario Plachutta	AUT	13	13			3								6		4	
14	Christian Hook	DEU	11	11							6					2	3	
15	Daniel Keilwitz	DEU	6	6							6							
16	Dominik Schwager	DEU	5	5												2	3	
17	Marcin Jedlinski	POL	4	4								4						
	Mateusz Lisowski	POL	4	4								4						
18	Ricardo Baptista	BRA	3	3									3					
	"Caca Bueno"	BRA	3	3									3					
19	Clallum Macleod	GBR	2	2										2				
	Ian Loggie	GBR	2	2										2				
20	Steve Parrow	DEU	0	0														
21	Vadim Kogay	RUS	0	0														

Santisima Trinidad 30, 28010 Madrid
Tel y Fax 91.448.32.06
www.cronococa.com
info@cronococa.com

Juan Bravo 17, 28006 Madrid
Tel 91.432.27.50
www.gtsport.es
info@gtsport.es

Championship AM Classification

					Estoril		Paul Ricard		SPA-Francorchamps		Hungaroring		Silverstone		Monza		Barcelona	
Cls.	**Name**	**Nac.**	**Net Pts.**	**Pts.**	**R1**	**R2**	**R1**	**R2**	**R1**	**R2**	**R1**	**R2**	**R1**	**R2**	**R1**	**R2**	**R1**	**R2**
1	Andrzej Lewandowski	POL	75	75	4	10	6	3	10	8	4	5	5	5	8	4	3	
	Giulio Borlenghi	BRA	75	75	4	10	6	3	10	8	4	5	5	5	8	4	3	
2	Miro Konôpka	SVK	61	61	6	6	3	10	4	6	8		4	3	3	8		
3	Márcio Basso	BRA	58	58		8	8	6	8	2			2		10	10	4	
4	Martin Konrad	AUT	53	53	8	3	10	8			10	3	3		6	2		
	Alexander Hrachowina	AUT	53	53	8	3	10	8			10	3	3		6	2		
5	Miguel Sardinha	PRT	44	44	10	4	4	4	6	4	6	4					2	
	Manuel Da Costa	PRT	44	44	10	4	4	4	6	4	6	4					2	
6	Konstantīns Calko	LVA	35	35	6	6	3	10	4	6								
7	Thiago Marques	BRA	32	32		8	8	6	8	2								
8	Guilherme Salas	BRA	24	24											10	10	4	
9	Zdeno Mikulasko	SVK	19	19							8				3	8		
10	Stefano Costantini	ITA	13	13											2	6	5	
11	Rinat Salikhov	RUS	10	10						10								
12	Bernard Delhez	BEL	8	8											2	6		
13	Duarte Félix Da Costa	PRT	7	7											4	3		
	Ricardo Baptista	BRA	7	7											4	3		
14	Darren Burke	GBR	7	7									4	3				
15	Christian Hook	DEU	7	7			2	2		3								
	Steve Parrow	DEU	7	7			2	2		3								
16	Alexey Chuklin	UKR	6	6									2	4				
17	Marco Zanuttini	ITA	5	5	3	2												
	Mario Cordoni	ITA	5	5	3	2												
18	Stanislaw Jedlinski	POL	4	4							3						1	

Santisima Trinidad 30, 28010 Madrid
Tel y Fax 91.448.32.06
www.cronococa.com
info@cronococa.com

Juan Bravo 17, 28006 Madrid
Tel 91.432.27.50
www.gtsport.es
info@gtsport.es

Championship Teams' Classification

					Estoril		Paul Ricard		SPA-Francorchamps		Hungaroring		Silverstone		Monza		Barcelona	
Cls.	**Team**	**Nac.**	**Net Pts.**	**Pts.**	**R1**	**R2**	**R1**	**R2**	**R1**	**R2**	**R1**	**R2**	**R1**	**R2**	**R1**	**R2**	**R1**	**R2**
1	Imperiale Racing	ITA	100	100	8	14			14	3	4	11	8	11	6	9	12	
2	Luzich Racing	USA	92	92	10	10	8	3	12	2	13		13	4	5	10	2	
3	RACE / BMW Team Teo Martín	ESP	73	73	4		14	14	3	10		2	6	2	10	8		
4	Ombra Racing	ITA	42	42		2	8	4				4	4	6	4		10	
5	RS Racing	ITA	37	37	6	3		10		6	2		2		8			
6	SPS Automotive Performance	DEU	30	30	3		3				8			10			6	
7	Vincenzo Sospiri Racing	ITA	16	16	2	4				4		6						
8	Senkyr Motorsport	CZE	15	15					4	8							3	
9	Drivex School	ESP	12	12				2				10						
10	Daiko Lazarus Racing	ITA	6	6							6							
11	Target Racing	ITA	4	4												4		
12	Honda Racing Team JAS	ITA	2	2												2		
13	Lechner Racing	AUT	0	0														
	Sports and You	PRT	0	0														
	Optimum Motorsport	GBR	0	0														
14	Olimp Racing	POL	0	0														
	Rinaldi Racing	DEU	0	0														
	Krypton Motorsport	ITA	0	0														
	HTP Motorsport / MS Racing	AUT	0	0														
	ARC Bratislava	SVK	0	0														
	Autoclub Excelsior / Brussels Racing	BEL	0	0														
	Team Parker Racing	GBR	0	0														

Drivers Statistics

Cls.	Nº	Name	Net Points	Points	First Positions	Seconds Positions	Thirds Positions	Race Fastest Laps	Pole Positions	Laps in first place	Km. covered in Race	Km. covered in Practice
1	51	Mikkel Mac	112	112	4		1	4	1	89	2275.156	1946.497
2	47	Andrés Saravia	104	104	3	1	2	3	2	75	2268.384	2100.417
	47	Fran Rueda	104	104	3	1	2	3	2	75	2268.384	2100.417
3	51	Alessandro Pier Guidi	96	96	4			4	1	89	1918.794	1683.607
4	63	Giovanni Venturini	94	94		6	1			8	1974.072	1967.580
	63	Jeroen Mul	94	94		6	1			8	1974.072	1967.580
5	12	Damiano Fioravanti	78	78	1	1	1				1901.331	2163.131
6	25	Riccardo Agostini	74	74		1	3			17	2138.742	2155.979
	25	Rik Breukers	74	74		1	3			17	2138.742	2155.979
7	11	Daniele Di Amato	71	71	1	1	2		1	18	2310.204	2003.166
8	11	Andrea Montermini	66	66	1	1	2		1	18	1999.153	1674.591
9	52	Marco Cioci	56	56	2		1		2	40	1604.241	1368.878
10	20	Tom Onslow-Cole	51	51	1	1	1	3	2	80	2234.209	2475.003
	20	Valentin Pierburg	51	51	1	1	1	3	2	80	2234.209	2475.003
11	6	Kang Ling	43	43			1				2170.012	1813.763
12	12	Fernando Rees	37	37		1					1061.284	1350.680
13	3	Juan Cruz Álvarez	33	33		1				6	1806.545	1944.556
	3	Lourenço Beirão da Veiga	33	33		1				6	1806.545	1944.556
14	52	Daniel Serra	31	31	2				2	40	688.075	671.912
15	27	Fabrizio Crestani	27	27			1	1		1	2310.204	2388.825
	27	Miguel Ramos	27	27			1	1		1	2310.204	2388.825
16	17	Richard Gonda	26	26		1					559.804	399.099
17	16	Marcelo Hahn	26	26	1				1	37	2162.125	2164.803
18	6	Nicolas Costa	22	22							1062.325	910.907
19	16	Allam Khodair	21	21	1				1	37	1417.632	1461.008
20	6	Edoardo Liberati	21	21			1				940.107	856.306
21	17	Joel Eriksson	20	20		1					392.224	357.204
22	12	Alex Frassineti	18	18			1				377.024	353.460
23	90	Alberto Di Folco	12	12							1674.197	2012.755
24	71	Alexander West	10	10					1	4	2150.323	2606.761
	71	Michele Rugolo	10	10					1	4	2150.323	2606.761
25	8	Bertrand Baguette	9	9						2	388.131	388.131
	8	Esteban Guerrieri	9	9						2	388.131	388.131
26	333	David Perel	8	8					1	22	1596.716	2140.177
27	993	Rinat Salikhov	8	8						1	1338.570	1857.405
28	90	Loris Spinelli	8	8							388.131	405.510
29	19	Raffaele Giammaria	8	8				1		2	2240.307	2476.835
	19	Jiatong Liang	8	8				1		2	2240.307	2476.835
30	12	Stefano Gattuso	8	8							295.443	417.096

Drivers Statistics

Cls.	Nº	Name	Net Points	Points	First Positions	Seconds Positions	Thirds Positions	Race Fastest Laps	Pole Positions	Laps in first place	Km. covered in Race	Km. covered in Practice
31	96	Oliver Wilkinson	8	8						1	1712.147	2200.448
	96	Bradley Ellis	8	8						1	1712.147	2200.448
32	52	Eddie Cheever III	6	6							388.131	480.819
	52	Nicklas Nielsen	6	6							388.131	480.819
33	11	Andrea Bertolini	5	5							311.051	328.575
34	52	Matt Griffin	5	5							559.804	434.076
35	16	Alan Hellmeister	5	5							744.493	703.795
36	72	Mario Plachutta	4	4				1	1	20	853.751	854.276
	72	Thomas Jäger	4	4				1	1	20	853.751	854.276
37	91	Stefano Costantini	4	4							1795.227	2114.753
38	33	Christian Hook	4	4						4	1442.572	1628.655
	33	Daniel Keilwitz	4	4						6	688.075	903.489
39	100	Tim Verbergt	4	4							392.224	315.180
	100	Wolfgang Reip	4	4							392.224	315.180
40	77	Marcin Jedlinski	2	2						1	446.046	476.162
	77	Mateusz Lisowski	2	2						1	446.046	476.162
41	28	Giuseppe Cipriani	2	2					1		2078.447	2231.490
	28	Toby Sowery	2	2					1		2078.447	2231.490
42	9	Miro Konôpka	1	1							1989.785	2588.018
	9	Konstantīns Calko	1	1							1049.390	1204.098
43	62	Jamie Campbell-Walter	1	1							309.468	234.192
	62	Ferdinand Habsburg	1	1							309.468	234.192
44	5	Stanislaw Jedlinski	0	0							316.260	393.471
45	7	Márcio Basso	0	0							1665.115	2637.343
	7	Guilherme Salas	0	0							555.711	544.851
	7	Alexey Chuklin	0	0							371.133	453.607
	7	Thiago Marques	0	0							915.001	1638.885
46	9	Zdeno Mikulasko	0	0							563.371	924.422
	9	Darren Burke	0	0							377.024	459.498
47	24	Ian Loggie	0	0							229.749	406.479
	24	Clallum Macleod	0	0							229.749	406.479
	24	Marco Zanuttini	0	0							305.286	255.102
	24	Mario Cordoni	0	0							305.286	255.102
48	33	Dominik Schwager	0	0							555.711	558.713
	33	Steve Parrow	0	0						2	952.834	1097.231
49	41	Duarte Félix Da Costa	0	0							376.545	544.542
	41	"Caca Bueno"	0	0							688.075	684.141
	41	Ricardo Baptista	0	0							1064.620	1228.683
50	66	Andrzej Lewandowski	0	0						2	2306.022	2263.286

Drivers Statistics

Cls.	Nº	Name	Net Points	Points	First Positions	Seconds Positions	Thirds Positions	Race Fastest Laps	Pole Positions	Laps in first place	Km. covered in Race	Km. covered in Practice
	66	Giulio Borlenghi	0	0						2	2306.022	2263.286
51	74	Alexander Hrachowina	0	0							1618.717	2327.684
	74	Martin Konrad	0	0							1618.717	2327.684
52	91	Bernard Delhez	0	0							388.131	498.198
53	99	Manuel Da Costa	0	0							1535.025	1489.886
	99	Miguel Sardinha	0	0							1535.025	1489.886
54	333	Vadim Kogay	0	0					1	21	538.306	759.044

Drivers Performance

					Estoril		Paul Ricard		SPA-Francorchamps		Hungaroring		Silverstone		Monza		Barcelona	
Cls.	**Name**	**Nac.**	**Net Pts.**	**Pts.**	**R1**	**R2**	**R1**	**R2**	**R1**	**R2**	**R1**	**R2**	**R1**	**R2**	**R1**	**R2**	**R1**	**R2**
1	Mikkel Mac	DNK	112	112	1 - 1	3 - 1	3 - 3	2 - 5	2 - 1	5 - 6	5 - 5	5 - 21	9 - 5	19 - 4	11 - 5	2 - 1	5 - 6	
2	Andrés Saravia	GTM	104	104	6 - 4	9 - NC	5 - 1	3 - 3	14 - 5	1 - 1	16 - 8	4 - 6	3 - 3	7 - 6	12 - 1	1 - 2	15 - 12	
	Fran Rueda	ESP	104	104	6 - 4	9 - NC	5 - 1	3 - 3	14 - 5	1 - 1	16 - 8	4 - 6	3 - 3	7 - 6	12 - 1	1 - 2	15 - 12	
3	Alessandro Pier Guidi	ITA	96	96	1 - 1	3 - 1	NP - NP	NP - NP	2 - 1	5 - 6	5 - 5	5 - 21	9 - 5	19 - 4	11 - 5	2 - 1	5 - 6	
4	Giovanni Venturini	ITA	94	94	2 - 2	2 - 2	9 - 23	6 - 19	6 - 2	12 - 5	13 - NC	12 - 5	4 - 2	3 - 2	2 - NC	3 - 3	10 - 2	
	Jeroen Mul	NLD	94	94	2 - 2	2 - 2	9 - 23	6 - 19	6 - 2	12 - 5	13 - NC	12 - 5	4 - 2	3 - 2	2 - NC	3 - 3	10 - 2	
5	Damiano Fioravanti	ITA	78	78	8 - 7	18 - 6	2 - 2	8 - 4	11 - NC	13 - NC	10 - NC	6 - 4	5 - 4	9 - 3	4 - 4	12 - NC	3 - 1	
6	Riccardo Agostini	ITA	74	74	4 - NP	4 - 3	4 - 12	11 - 16	4 - 3	8 - 9	9 - 4	2 - 2	2 - 9	6 - 5	3 - 3	4 - 5	4 - 4	
	Rik Breukers	NLD	74	74	4 - NP	4 - 3	4 - 12	11 - 16	4 - 3	8 - 9	9 - 4	2 - 2	2 - 9	6 - 5	3 - 3	4 - 5	4 - 4	
7	Daniele Di Amato	ITA	71	71	11 - 3	16 - 5	6 - 11	4 - 1	9 - 11	7 - 3	7 - 6	10 - 12	12 - 6	16 - 7	1 - 2	5 - 7	17 - 11	
8	Andrea Montermini	ITA	66	66	11 - 3	16 - 5	6 - 11	4 - 1	9 - 11	7 - 3	NP - NP	NP - NP	12 - 6	16 - 7	1 - 2	5 - 7	17 - 11	
9	Marco Cioci	ITA	56	56	NP - NP	NP - NP	3 - 3	2 - 5	13 - 6	10 - 11	1 - 1	3 - 11	1 - 1	11 - 10	NP - NP	NP - NP	16 - 7	
10	Tom Onslow-Cole	GBR	51	51	3 - 5	15 - 13	14 - 5	10 - NC	21 - 9	3 - 12	2 - 2	19 - 19	17 - 23	1 - 1	6 - 17	21 - 17	1 - 3	
	Valentin Pierburg	DEU	51	51	3 - 5	15 - 13	14 - 5	10 - NC	21 - 9	3 - 12	2 - 2	19 - 19	17 - 23	1 - 1	6 - 17	21 - 17	1 - 3	
11	Kang Ling	CHN	43	43	12 - 6	7 - 4	11 - 7	23 - 7	18 - 8	15 - 4	6 - NC	8 - 3	15 - 12	17 - 11	13 - 10	14 - 18	11 - 13	
12	Fernando Rees	BRA	37	37	8 - 7	18 - 6	2 - 2	8 - 4	11 - NC	13 - NC	10 - NC	6 - 4	NP - NP	NP - NP	NP - NP	NP - NP	NP - NP	
13	Juan Cruz Álvarez	ARG	33	33	14 - 9	12 - 8	10 - 4	5 - 2	5 - NP	6 - 7	21 - NC	16 - NC	11 - 10	15 - NC	5 - 23	15 - 8	20 - 14	
	Lourenço Beirão da Veiga	PRT	33	33	14 - 9	12 - 8	10 - 4	5 - 2	5 - NP	6 - 7	21 - NC	16 - NC	11 - 10	15 - NC	5 - 23	15 - 8	20 - 14	
14	Daniel Serra	BRA	31	31	NP -	NP -	NP -	NP -	NP -	NP -	1 - 1	3 - 11	1 - 1	11 - 10	NP - NP	NP - NP	NP - NP	
15	Fabrizio Crestani	ITA	27	27	7 - 8	11 - 9	8 - 8	15 - 8	19 - 10	11 - 15	3 - 3	21 - 13	14 - 13	4 - 8	10 - 15	26 - 12	2 - 9	
	Miguel Ramos	PRT	27	27	7 - 8	11 - 9	8 - 8	15 - 8	19 - 10	11 - 15	3 - 3	21 - 13	14 - 13	4 - 8	10 - 15	26 - 12	2 - 9	
16	Richard Gonda	SVK	26	26	NP -	NP -	NP -	NP -	3 - 4	2 - 2	NP - NP	NP - NP	NP - NP	NP - NP	NP - NP	NP - NP	8 - 5	
17	Marcelo Hahn	BRA	26	26	15 - NC	10 - 7	12 - 13	7 - 6	22 - 17	4 - 10	18 - 10	1 - 1	20 - 16	2 - 23	20 - 13	22 - 11	7 - 17	
18	Nicolas Costa	BRA	22	22	12 - 6	7 - 4	11 - 7	23 - 7	NP - NP	NP - NP	NP - NP	NP - NP	NP - NP	NP - NP	13 - 10	14 - 18	NP - NP	
19	Allam Khodair	BRA	21	21	15 - NC	10 - 7	NP - NP	NP - NP	22 - 17	4 - 10	18 - 10	1 - 1	20 - 16	2 - 23	NP - NP	NP - NP	7 - 17	
20	Edoardo Liberati	ITA	21	21	NP -	NP -	NP -	NP -	18 - 8	15 - 4	6 - NC	8 - 3	15 - 12	17 - 11	NP - NP	NP - NP	NP - NP	
21	Joel Eriksson	SWE	20	20	NP -	NP -	NP -	NP -	3 - 4	2 - 2	NP - NP	NP - NP	NP - NP	NP - NP	NP - NP	NP - NP	NP - NP	
22	Alex Frassineti	ITA	18	18	NP -	NP -	NP -	NP -	NP -	NP -	NP -	NP -	5 - 4	9 - 3	NP - NP	NP - NP	NP - NP	
23	Alberto Di Folco	ITA	12	12	NP - NP	NP - NP	NP - 9	NP - 18	NP - 14	NP - 13	NP - NC	NP - NC	NP - 15	NP - 9	NP - NP	NP - NP	NP - NP	
24	Alexander West	SWE	10	10	10 - 11	19 - 10	1 - 6	18 - 17	23 - NC	9 - 16	15 - 14	13 - 7	21 - 22	14 - 12	23 - 22	16 - 22	21 - 20	
	Michele Rugolo	ITA	10	10	10 - 11	19 - 10	1 - 6	18 - 17	23 - NC	9 - 16	15 - 14	13 - 7	21 - 22	14 - 12	23 - 22	16 - 22	21 - 20	
25	Bertrand Baguette	BEL	9	9	NP -	NP -	NP -	NP -	NP -	NP -	NP -	NP -	NP -	NP -	8 - 7	11 - 6	NP - NP	
	Esteban Guerrieri	ARG	9	9	NP -	NP -	NP -	NP -	NP -	NP -	NP -	NP -	NP -	NP -	8 - 7	11 - 6	NP - NP	
26	David Perel	ZAF	8	8	NP - NP	NP - NP	7 - 20	21 - NP	1 - 21	25 - 21	19 - 9	11 - 14	18 - 8	10 - 16	21 - NC	7 - 19	12 - 8	
27	Rinat Salikhov	RUS	8	8	NP -	NP -	NP -	NP -	NP - NC	NP - 14	NP - NP	NP - NP	NP - NP	NP - NP	NP - NP	NP - NP	NP - NP	
28	Loris Spinelli	ITA	8	8	NP -	NP -	NP -	NP -	NP -	NP -	NP -	NP -	NP -	NP -	7 - 11	8 - 4	NP - NP	
29	Raffaele Giammaria	ITA	8	8	9 - 15	13 - 11	15 - 16	19 - 14	15 - 13	22 - 18	20 - NC	9 - 8	6 - 11	22 - 18	19 - 8	13 - 9	23 - 16	
	Jiatong Liang	CHN	8	8	9 - 15	13 - 11	15 - 16	19 - 14	15 - 13	22 - 18	20 - NC	9 - 8	6 - 11	22 - 18	19 - 8	13 - 9	23 - 16	
30	Stefano Gattuso	ITA	8	8	NP -	NP -	NP -	NP -	NP -	NP -	NP -	NP -	NP -	NP -	4 - 4	12 - NC	NP - NP	
31	Oliver Wilkinson	GBR	8	8	13 - 14	5 - 15	NP - NP	NP - NP	12 - 12	21 - 8	14 - 11	7 - 10	8 - 7	21 - 13	16 - NC	9 - NC	9 - 22	
	Bradley Ellis	GBR	8	8	13 - 14	5 - 15	NP - NP	NP - NP	12 - 12	21 - 8	14 - 11	7 - 10	8 - 7	21 - 13	16 - NC	9 - NC	9 - 22	
32	Eddie Cheever III	ITA	6	6	NP -	NP -	NP -	NP -	NP -	NP -	NP -	NP -	NP -	NP -	9 - 6	6 - 10	NP - NP	
	Nicklas Nielsen	DNK	6	6	NP -	NP -	NP -	NP -	NP -	NP -	NP -	NP -	NP -	NP -	9 - 6	6 - 10	NP - NP	

Santisima Trinidad 30, 28010 Madrid
Tel y Fax 91.448.32.06
www.cronococa.com
info@cronococa.com

Juan Bravo 17, 28006 Madrid
Tel 91.432.27.50
www.gtsport.es
info@gtsport.es

Drivers Performance

					Estoril		Paul Ricard		SPA-Francorchamps		Hungaroring		Silverstone		Monza		Barcelona	
Cls.	**Name**	**Nac.**	**Net Pts.**	**Pts.**	**R1**	**R2**	**R1**	**R2**	**R1**	**R2**	**R1**	**R2**	**R1**	**R2**	**R1**	**R2**	**R1**	**R2**
33	Andrea Bertolini	ITA	5	5	NP -	NP -	NP -	NP -	NP -	NP -	7 - 6	10 - 12	NP - NP	NP - NP	NP - NP	NP - NP	NP - NP	
34	Matt Griffin	IRL	5	5	NP -	NP -	NP -	NP -	13 - 6	10 - 11	NP - NP	NP - NP	NP - NP	NP - NP	NP - NP	NP - NP	NP - NP	
35	Alan Hellmeister	BRA	5	5	NP - NP	NP - NP	12 - 13	7 - 6	NP - NP	NP - NP	NP - NP	NP - NP	NP - NP	NP - NP	20 - 13	22 - 11	NP - NP	
36	Mario Plachutta	AUT	4	4	NP - NP	NP - NP	20 - 10	1 - NC	NP - NP	NP - NP	NP - NP	NP - NP	NP - NP	NP - NP	25 - 9	10 - 23	26 - 10	
	Thomas Jäger	DEU	4	4	NP - NP	NP - NP	20 - 10	1 - NC	NP - NP	NP - NP	NP - NP	NP - NP	NP - NP	NP - NP	25 - 9	10 - 23	26 - 10	
37	Stefano Costantini	ITA	4	4	NP - NP	NP - NP	NP - 9	NP - 18	NP - 14	NP - 13	NP - NC	NP - NC	NP - 15	NP - 9	NP - NP	NP - NP	NP - NP	
38	Christian Hook	DEU	4	4	NP - NP	NP - NP	NP - 22	NP - 20	NP - NC	NP - 24	NP - NP	NP - NP	NP - NP	NP - NP	NP - NP	NP - NP	NP - NP	
	Daniel Keilwitz	DEU	4	4	NP -	NP -	NP -	NP -	NP -	NP -	8 - 7	25 - 16	7 - 17	25 - 17	NP - NP	NP - NP	NP - NP	
39	Tim Verbergt	BEL	4	4	NP -	NP -	NP -	NP -	17 - 7	14 - 17	NP - NP	NP - NP	NP - NP	NP - NP	NP - NP	NP - NP	NP - NP	
	Wolfgang Reip	BEL	4	4	NP -	NP -	NP -	NP -	17 - 7	14 - 17	NP - NP	NP - NP	NP - NP	NP - NP	NP - NP	NP - NP	NP - NP	
40	Marcin Jedlinski	POL	2	2	NP -	NP -	NP -	NP -	NP -	NP -	11 - 13	15 - 9	NP - NP	NP - NP	NP - NP	NP - NP	6 - 26	
	Mateusz Lisowski	POL	2	2	NP -	NP -	NP -	NP -	NP -	NP -	11 - 13	15 - 9	NP - NP	NP - NP	NP - NP	NP - NP	6 - 26	
41	Giuseppe Cipriani	ITA	2	2	18 - 19	1 - 12	23 - 14	12 - 9	10 - 20	23 - 19	27 - 12	23 - NC	10 - 18	24 - 15	15 - NC	20 - 13	14 - 24	
	Toby Sowery	GBR	2	2	18 - 19	1 - 12	23 - 14	12 - 9	10 - 20	23 - 19	27 - 12	23 - NC	10 - 18	24 - 15	15 - NC	20 - 13	14 - 24	
42	Miro Konôpka	SVK	1	1	22 - 16	6 - 17	19 - 21	14 - 10	25 - 19	18 - 22	23 - 16	20 - NC	24 - 20	8 - 22	17 - 20	24 - 16	NP - NP	
	Konstantīns Calko	LVA	1	1	22 - 16	6 - 17	19 - 21	14 - 10	25 - 19	18 - 22	NP - NP	NP - NP	NP - NP	NP - NP	NP - NP	NP - NP	NP - NP	
43	Jamie Campbell-Walter	GBR	1	1	5 - 10	14 - 21	NP - NP	NP - NP	NP - NP	NP - NP	NP - NP	NP - NP	NP - NP	NP - NP	NP - NP	NP - NP	NP - NP	
	Ferdinand Habsburg	AUT	1	1	5 - 10	14 - 21	NP - NP	NP - NP	NP - NP	NP - NP	NP - NP	NP - NP	NP - NP	NP - NP	NP - NP	NP - NP	NP - NP	
44	Stanislaw Jedlinski	POL	0	0	NP -	NP -	NP -	NP -	NP -	NP -	26 - 20	NP - NP	NP - NP	NP - NP	NP - NP	NP - NP	25 - 25	
45	Márcio Basso	BRA	0	0	20 - NC	20 - 16	18 - 17	16 - 12	26 - 16	17 - 25	25 - NC	17 - NC	25 - 24	23 - NP	26 - 12	17 - 15	27 - 19	
	Guilherme Salas	BRA	0	0	NP -	NP -	NP -	NP -	NP -	NP -	NP -	NP -	NP -	NP -	26 - 12	17 - 15	27 - 19	
	Alexey Chuklin	UKR	0	0	NP -	NP -	NP -	NP -	NP -	NP -	NP -	NP -	25 - 24	23 - 20	NP - NP	NP - NP	NP - NP	
	Thiago Marques	BRA	0	0	20 - NC	20 - 16	18 - 17	16 - 12	26 - 16	17 - 25	25 - NC	17 - NC	NP - NP	NP - NP	NP - NP	NP - NP	NP - NP	
46	Zdeno Mikulasko	SVK	0	0	NP -	NP -	NP -	NP -	NP -	NP -	23 - 16	20 - NC	NP - NP	NP - NP	17 - 20	24 - 16	NP - NP	
	Darren Burke	GBR	0	0	NP -	NP -	NP -	NP -	NP -	NP -	NP -	NP -	24 - 20	8 - 22	NP - NP	NP - NP	NP - NP	
47	Ian Loggie	GBR	0	0	NP -	NP -	NP -	NP -	NP -	NP -	NP -	NP -	16 - NC	5 - 14	NP - NP	NP - NP	NP - NP	
	Clallum Macleod	GBR	0	0	NP -	NP -	NP -	NP -	NP -	NP -	NP -	NP -	16 - NC	5 - 14	NP - NP	NP - NP	NP - NP	
	Marco Zanuttini	ITA	0	0	21 - 18	22 - 20	NP - NP	NP - NP	NP - NP	NP - NP	NP - NP	NP - NP	NP - NP	NP - NP	NP - NP	NP - NP	NP - NP	
	Mario Cordoni	ITA	0	0	21 - 18	22 - 20	NP - NP	NP - NP	NP - NP	NP - NP	NP - NP	NP - NP	NP - NP	NP - NP	NP - NP	NP - NP	NP - NP	
48	Dominik Schwager	DEU	0	0	NP -	NP -	NP -	NP -	NP -	NP -	NP -	NP -	NP -	NP -	14 - 18	25 - 14	13 - 15	
	Steve Parrow	DEU	0	0	NP - NP	NP - NP	NP - 22	NP - 20	NP - NC	NP - 24	NP - NP	NP - NP	NP - NP	NP - NP	NP - NP	NP - NP	NP - NP	
49	Duarte Félix Da Costa	PRT	0	0	NP -	NP -	NP -	NP -	NP -	NP -	NP -	NP -	NP -	NP -	24 - 19	23 - 24	NP - NP	
	"Caca Bueno"	BRA	0	0	NP -	NP -	NP -	NP -	NP -	NP -	24 - 17	18 - 15	19 - 14	12 - 21	NP - NP	NP - NP	NP - NP	
	Ricardo Baptista	BRA	0	0	NP -	NP -	NP -	NP -	NP -	NP -	NP - 17	NP - 15	NP - 14	NP - 21	NP - NP	NP - NP	NP - NP	
50	Andrzej Lewandowski	POL	0	0	17 - 17	17 - 14	22 - 18	17 - 15	24 - 15	20 - 20	17 - 19	22 - 17	22 - 19	20 - 19	22 - 14	19 - 21	24 - 21	
	Giulio Borlenghi	BRA	0	0	17 - 17	17 - 14	22 - 18	17 - 15	24 - 15	20 - 20	17 - 19	22 - 17	22 - 19	20 - 19	22 - 14	19 - 21	24 - 21	
51	Alexander Hrachowina	AUT	0	0	19 - 13	8 - 19	16 - 15	13 - 11	20 - NP	NP - NP	12 - 15	26 - 20	23 - 21	13 - NC	27 - 16	18 - 25	NP - NP	
	Martin Konrad	AUT	0	0	19 - 13	8 - 19	16 - 15	13 - 11	20 - NP	NP - NP	12 - 15	26 - 20	23 - 21	13 - NC	27 - 16	18 - 25	NP - NP	
52	Bernard Delhez	BEL	0	0	NP -	NP -	NP -	NP -	NP -	NP -	NP -	NP -	NP -	NP -	18 - 21	27 - 20	NP - NP	
53	Manuel Da Costa	PRT	0	0	16 - 12	21 - 18	17 - 19	22 - 13	16 - 18	24 - 23	22 - 18	24 - 18	NP - NP	NP - NP	NP - NP	NP - NP	22 - 23	
	Miguel Sardinha	PRT	0	0	16 - 12	21 - 18	17 - 19	22 - 13	16 - 18	24 - 23	22 - 18	24 - 18	NP - NP	NP - NP	NP - NP	NP - NP	22 - 23	
54	Vadim Kogay	RUS	0	0	NP - NP	NP - NP	7 - 20	21 - NP	1 - 21	25 - 21	NP - NP	NP - NP	NP - NP	NP - NP	NP - NP	NP - NP	NP - NP	

Santisima Trinidad 30, 28010 Madrid
Tel y Fax 91.448.32.06
www.cronococa.com
info@cronococa.com

Juan Bravo 17, 28006 Madrid
Tel 91.432.27.50
www.gtsport.es
info@gtsport.es

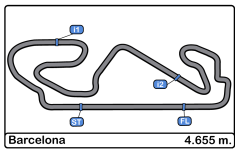

Circuito de Barcelona
International GT Open
Qualifying - 2 Driver - 2
Provisional Results

Cls	Nº	Entrant/Team	Nat	Driver 1	Nat		Driver 2	Nat		Vehicle	Cat	Cls	Laps	Best	Time	Gap	Interval	Km/h
1	**47**	RACE / BMW Team Teo Martín	ESP	**Fran Rueda**	ESP	Silver	Andrés Saravia	GTM	Silver	BMW M6 GT3	PRO	1	13	**11**	**1:43.118**			162.5
2	**63**	Imperiale Racing	ITA	**Giovanni Venturini**	ITA	Gold	Jeroen Mul	NLD	Silver	Lamborghini Huracan GT3	PRO	2	14	**11**	**1:43.205**	0.087	0.087	162.3
3	**7**	RACE / BMW Team Teo Martín	ESP	Márcio Basso	BRA	Bronze	**Guilherme Salas**	BRA	Bronze	BMW M6 GT3	AM	1	13	**12**	**1:43.276**	0.158	0.071	162.2
4	**51**	Luzich Racing	USA	**Alessandro Pier Guidi**	ITA	Platinum	Mikkel Mac	DNK	Gold	Ferrari 488 GT3	PRO	3	12	**10**	**1:43.425**	0.307	0.149	162.0
5	**36**	Drivex School	ESP	Christian Hahn	BRA	Bronze	**Lucas Auer**	AUT	Gold	Mercedes AMG GT3	PROAM	1	12	**8**	**1:43.427**	0.309	0.002	162.0
6	**72**	Lechner Racing	AUT	Mario Plachutta	AUT	Bronze	**Thomas Jäger**	DEU	Gold	Mercedes AMG GT3	PROAM	2	14	**13**	**1:43.446**	0.328	0.019	161.9
7	**19**	Imperiale Racing	ITA	Jiatong Liang	CHN	Bronze	**Raffaele Giammaria**	ITA	Gold	Lamborghini Huracan GT3	PROAM	3	13	**10**	**1:43.498**	0.380	0.052	161.9
8	**25**	Imperiale Racing	ITA	**Riccardo Agostini**	ITA	Gold	Rik Breukers	NLD	Silver	Lamborghini Huracan GT3	PRO	4	13	**10**	**1:43.522**	0.404	0.024	161.8
9	**12**	Ombra Racing	ITA	**Andrea Rizzoli**	ITA	Silver	Damiano Fioravanti	ITA	Silver	Lamborghini Huracan GT3	PRO	5	10	**7**	**1:43.786**	0.668	0.264	161.4
10	**11**	RS Racing	ITA	**Daniele Di Amato**	ITA	Silver	Andrea Montermini	ITA	Gold	Ferrari 488 GT3	PRO	6	14	**13**	**1:43.954**	0.836	0.168	161.2
11	**17**	Senkyr Motorsport	CZE	Richard Gonda	SVK	Silver	**Mikkel Jensen**	DNK	Silver	BMW M6 GT3	PRO	7	10	**9**	**1:44.021**	0.903	0.067	161.1
12	**71**	Luzich Racing	USA	Alexander West	SWE	Bronze	**Michele Rugolo**	ITA	Gold	Ferrari 488 GT3	PROAM	4	11	**7**	**1:44.100**	0.982	0.079	160.9
13	**111**	Porteiro Motorsport	ESP	Charles Finelli	USA	Bronze	**Phillippe Denes**	USA	Bronze	Mercedes AMG GT3	AM	2	11	**7**	**1:44.187**	1.069	0.087	160.8
14	**3**	RACE / BMW Team Teo Martín	ESP	Lourenço Beirão da Veiga	PRT	Silver	**Juan Cruz Álvarez**	ARG	Silver	BMW M6 GT3	PRO	8	12	**9**	**1:44.231**	1.113	0.044	160.7
15	**52**	Luzich Racing	USA	Marco Cioci	ITA	Gold	**Matt Griffin**	IRL	Gold	Ferrari 488 GT3	PRO	9	12	**9**	**1:44.424**	1.306	0.193	160.4
16	**90**	Target Racing	ITA	**Alberto Di Folco**	ITA	Silver	Adrian Zaugg	CHE	Silver	Lamborghini Huracan GT3	PRO	10	15	**12**	**1:44.465**	1.347	0.041	160.4
17	**77**	Olimp Racing	POL	Mateusz Lisowski	POL	Bronze			Silver	Audi R8 LMS	PRO	11	12	**12**	**1:44.555**	1.437	0.090	160.2
18	**6**	Vincenzo Sospiri Racing	ITA	**Kang Ling**	CHN	Silver	Philip Keen	GBR	Gold	Lamborghini Huracan GT3	PRO	12	14	**13**	**1:44.577**	1.459	0.022	160.2
19	**66**	Vincenzo Sospiri Racing	ITA	**Giulio Borlenghi**	BRA	Bronze	Andrzej Lewandowski	POL	Bronze	Lamborghini Huracan GT3	AM	3	8	**4**	**1:44.714**	1.596	0.137	160.0
20	**84**	Winward Racing / HTP	USA	**Russell Ward**	USA	Silver	Indy Dontje	NLD	Silver	Mercedes AMG GT3	PRO	13	11	**10**	**1:44.746**	1.628	0.032	159.9
21	**333**	Rinaldi Racing	DEU	**Rinat Salikhov**	RUS	Bronze	David Perel	ZAF	Silver	Ferrari 488 GT3	PROAM	5	11	**8**	**1:44.760**	1.642	0.014	159.9
22	**91**	Target Racing	ITA	Stefano Costantini	ITA	Bronze				Lamborghini Huracan GT3	AM	4	16	**15**	**1:44.838**	1.720	0.078	159.8
23	**20**	SPS Automotive Performance	DEU	**Valentin Pierburg**	DEU	Bronze	Tom Onslow-Cole	GBR	Gold	Mercedes AMG GT3	PROAM	6	13	**10**	**1:44.839**	1.721	0.001	159.8
24	**16**	Drivex School	ESP	**Marcelo Hahn**	BRA	Bronze	Allam Khodair	BRA	Gold	Mercedes AMG GT3	PROAM	7	13	**11**	**1:44.883**	1.765	0.044	159.7
25	**27**	Daiko Lazarus Racing	ITA	Fabrizio Crestani	ITA	Silver	**Miguel Ramos**	PRT	Bronze	Lamborghini Huracan GT3	PROAM	8	11	**8**	**1:44.902**	1.784	0.019	159.7
26	**96**	Optimum Motorsport	GBR	Bradley Ellis	GBR	Silver	**Oliver Wilkinson**	GBR	Bronze	Audi R8 LMS	PROAM	9	15	**13**	**1:44.930**	1.812	0.028	159.7
27	**28**	Daiko Lazarus Racing	ITA	Toby Sowery	GBR	Silver	**Giuseppe Cipriani**	ITA	Bronze	Lamborghini Huracan GT3	PROAM	10	14	**10**	**1:46.470**	3.352	1.540	157.3
28	**33**	Rinaldi Racing	DEU	**Christian Hook**	DEU	Bronze	Dominik Schwager	DEU	Gold	Ferrari 488 GT3	PROAM	11	14	**12**	**1:46.539**	3.421	0.069	157.2
29	**99**	Sports and You	PRT	Manuel Da Costa	PRT	Bronze	**Miguel Sardinha**	PRT	Bronze	Mercedes AMG GT3	AM	5	10	**7**	**1:47.645**	4.527	1.106	155.6
30	**5**	Olimp Racing	POL	**Stanislaw Jedlinski**	POL	Bronze	Malgorzata Rdest	POL	Bronze	Audi R8 LMS	AM	6	13	**7**	**1:52.208**	9.090	4.563	149.3

CAR 11 TIME1:49.540 DISALLOWED TRACK LIMITS
CAR 91 TIME1:46.425 DISALLOWED TRACK LIMITS AT T 3

Published at:.....

Track Temp: **15.6 °C** Air Temp: **16.8 °C** Humidity: **85 %** Track Status: **DRY**

Stewards:	**Race Director:**	**Timekeeper:**

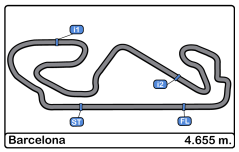

Circuito de Barcelona
International GT Open
Qualifying - 2 Driver - 2
Provisional Results by Class

Cls	Nº	Entrant/Team	Nat	Driver 1	Nat	Status	Driver 2	Nat	Status	Vehicle	Cat	Cls	Laps	Best	Time	Gap	Interval	Km/h
		PRO																
1	**47**	RACE / BMW Team Teo Martín	ESP	**Fran Rueda**	ESP	Silver	Andrés Saravia	GTM	Silver	BMW M6 GT3	PRO	1	13	**11**	**1:43.118**			162.5
2	**63**	Imperiale Racing	ITA	**Giovanni Venturini**	ITA	Gold	Jeroen Mul	NLD	Silver	Lamborghini Huracan GT3	PRO	2	14	**11**	**1:43.205**	0.087	0.087	162.3
3	**51**	Luzich Racing	USA	**Alessandro Pier Guidi**	ITA	Platinum	Mikkel Mac	DNK	Gold	Ferrari 488 GT3	PRO	3	12	**10**	**1:43.425**	0.307	0.220	162.0
4	**25**	Imperiale Racing	ITA	**Riccardo Agostini**	ITA	Gold	Rik Breukers	NLD	Silver	Lamborghini Huracan GT3	PRO	4	13	**10**	**1:43.522**	0.404	0.097	161.8
5	**12**	Ombra Racing	ITA	**Andrea Rizzoli**	ITA	Silver	Damiano Fioravanti	ITA	Silver	Lamborghini Huracan GT3	PRO	5	10	**7**	**1:43.786**	0.668	0.264	161.4
6	**11**	RS Racing	ITA	**Daniele Di Amato**	ITA	Silver	Andrea Montermini	ITA	Gold	Ferrari 488 GT3	PRO	6	14	**13**	**1:43.954**	0.836	0.168	161.2
7	**17**	Senkyr Motorsport	CZE	Richard Gonda	SVK	Silver	**Mikkel Jensen**	DNK	Silver	BMW M6 GT3	PRO	7	10	**9**	**1:44.021**	0.903	0.067	161.1
8	**3**	RACE / BMW Team Teo Martín	ESP	Lourenço Beirão da Veiga	PRT	Silver	**Juan Cruz Álvarez**	ARG	Silver	BMW M6 GT3	PRO	8	12	**9**	**1:44.231**	1.113	0.210	160.7
9	**52**	Luzich Racing	USA	Marco Cioci	ITA	Gold	**Matt Griffin**	IRL	Gold	Ferrari 488 GT3	PRO	9	12	**9**	**1:44.424**	1.306	0.193	160.4
10	**90**	Target Racing	ITA	**Alberto Di Folco**	ITA	Silver	Adrian Zaugg	CHE	Silver	Lamborghini Huracan GT3	PRO	10	15	**12**	**1:44.465**	1.347	0.041	160.4
11	**77**	Olimp Racing	POL	Mateusz Lisowski	POL	Bronze			Silver	Audi R8 LMS	PRO	11	12	**12**	**1:44.555**	1.437	0.090	160.2
12	**6**	Vincenzo Sospiri Racing	ITA	**Kang Ling**	CHN	Silver	Philip Keen	GBR	Gold	Lamborghini Huracan GT3	PRO	12	14	**13**	**1:44.577**	1.459	0.022	160.2
13	**84**	Winward Racing / HTP	USA	**Russell Ward**	USA	Silver	Indy Dontje	NLD	Silver	Mercedes AMG GT3	PRO	13	11	**10**	**1:44.746**	1.628	0.169	159.9
		PROAM																
1	**36**	Drivex School	ESP	Christian Hahn	BRA	Bronze	**Lucas Auer**	AUT	Gold	Mercedes AMG GT3	PROAM	1	12	**8**	**1:43.427**			162.0
2	**72**	Lechner Racing	AUT	Mario Plachutta	AUT	Bronze	**Thomas Jäger**	DEU	Gold	Mercedes AMG GT3	PROAM	2	14	**13**	**1:43.446**	0.019	0.019	161.9
3	**19**	Imperiale Racing	ITA	Jiatong Liang	CHN	Bronze	**Raffaele Giammaria**	ITA	Gold	Lamborghini Huracan GT3	PROAM	3	13	**10**	**1:43.498**	0.071	0.052	161.9
4	**71**	Luzich Racing	USA	Alexander West	SWE	Bronze	**Michele Rugolo**	ITA	Gold	Ferrari 488 GT3	PROAM	4	11	**7**	**1:44.100**	0.673	0.602	160.9
5	**333**	Rinaldi Racing	DEU	**Rinat Salikhov**	RUS	Bronze	David Perel	ZAF	Silver	Ferrari 488 GT3	PROAM	5	11	**8**	**1:44.760**	1.333	0.660	159.9
6	**20**	SPS Automotive Performance	DEU	**Valentin Pierburg**	DEU	Bronze	Tom Onslow-Cole	GBR	Gold	Mercedes AMG GT3	PROAM	6	13	**10**	**1:44.839**	1.412	0.079	159.8
7	**16**	Drivex School	ESP	**Marcelo Hahn**	BRA	Bronze	Allam Khodair	BRA	Gold	Mercedes AMG GT3	PROAM	7	13	**11**	**1:44.883**	1.456	0.044	159.7
8	**27**	Daiko Lazarus Racing	ITA	Fabrizio Crestani	ITA	Silver	**Miguel Ramos**	PRT	Bronze	Lamborghini Huracan GT3	PROAM	8	11	**8**	**1:44.902**	1.475	0.019	159.7
9	**96**	Optimum Motorsport	GBR	Bradley Ellis	GBR	Silver	**Oliver Wilkinson**	GBR	Bronze	Audi R8 LMS	PROAM	9	15	**13**	**1:44.930**	1.503	0.028	159.7
10	**28**	Daiko Lazarus Racing	ITA	Toby Sowery	GBR	Silver	**Giuseppe Cipriani**	ITA	Bronze	Lamborghini Huracan GT3	PROAM	10	14	**10**	**1:46.470**	3.043	1.540	157.3
11	**33**	Rinaldi Racing	DEU	**Christian Hook**	DEU	Bronze	Dominik Schwager	DEU	Gold	Ferrari 488 GT3	PROAM	11	14	**12**	**1:46.539**	3.112	0.069	157.2
		AM																
1	**7**	RACE / BMW Team Teo Martín	ESP	Márcio Basso	BRA	Bronze	**Guilherme Salas**	BRA	Bronze	BMW M6 GT3	AM	1	13	**12**	**1:43.276**			162.2
2	**111**	Porteiro Motorsport	ESP	Charles Finelli	USA	Bronze	**Phillippe Denes**	USA	Bronze	Mercedes AMG GT3	AM	2	11	**7**	**1:44.187**	0.911	0.911	160.8
3	**66**	Vincenzo Sospiri Racing	ITA	**Giulio Borlenghi**	BRA	Bronze	Andrzej Lewandowski	POL	Bronze	Lamborghini Huracan GT3	AM	3	8	**4**	**1:44.714**	1.438	0.527	160.0
4	**91**	Target Racing	ITA	Stefano Costantini	ITA	Bronze				Lamborghini Huracan GT3	AM	4	16	**15**	**1:44.838**	1.562	0.124	159.8
5	**99**	Sports and You	PRT	Manuel Da Costa	PRT	Bronze	**Miguel Sardinha**	PRT	Bronze	Mercedes AMG GT3	AM	5	10	**7**	**1:47.645**	4.369	2.807	155.6
6	**5**	Olimp Racing	POL	**Stanislaw Jedlinski**	POL	Bronze	Malgorzata Rdest	POL	Bronze	Audi R8 LMS	AM	6	13	**7**	**1:52.208**	8.932	4.563	149.3

Published at:.....

Track Temp: **15.6 °C** Air Temp: **16.8 °C** Humidity: **85 %** Track Status: **DRY**

Stewards:	**Race Director:**	**Timekeeper:**

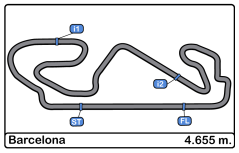

Circuito de Barcelona
International GT Open
Qualifying - 2 Driver - 2
Lap Analysis

3 — 1 Lourenço Beirão da Veiga — BMW M6 GT3
PRO — 2 Juan Cruz Álvarez — RACE / BMW Team Teo Martín

Lap	D	Time		Sector 1	Sector 2	Sector 3	T. Spd	Elapsed
1	2	10:22:35.533		10:21:07.155	48.844	39.534	126.1	10:22:35.533
2	2	1:47.138		30.264	41.612	35.262	263.4	10:24:22.671
3	2	1:52.360	P	30.096	41.912	40.352	265.3	10:26:15.031
4	2	4:10.007		2:44.758	48.536	36.713	193.2	10:30:25.038
5	2	1:44.281		29.262	40.558	34.461	264.7	10:32:09.319
6	2	1:44.648		29.236	40.785	34.627	267.3	10:33:53.967
7	2	1:54.506	P	29.792	41.936	42.778	266.0	10:35:48.473
8	2	8:00.485		6:41.800	43.315	35.370	175.3	10:43:48.958
9	2	1:44.231		29.399	40.532	34.300	266.0	10:45:33.189
10	2	1:55.608		30.399	45.560	39.649	267.3	10:47:28.797
11	2	1:44.610		29.603	40.538	34.469	266.6	10:49:13.407
12	2	2:01.843	P	32.336	45.935	43.572	266.6	10:51:15.250

5 — 1 Stanislaw Jedlinski — Audi R8 LMS
AM — 2 Malgorzata Rdest — Olimp Racing

Lap	D	Time		Sector 1	Sector 2	Sector 3	T. Spd	Elapsed
1	1	10:22:37.491		10:21:08.864	47.731	40.896	177.9	10:22:37.491
2	1	1:53.228		32.192	44.203	36.833	259.6	10:24:30.719
3	1	1:53.331		31.368	44.378	37.585	260.2	10:26:24.050
4	1	1:53.580		31.900	44.180	37.500	260.2	10:28:17.630
5	1	2:09.054	P	32.463	46.653	49.938	260.8	10:30:26.684
6	1	2:52.324		1:30.767	44.047	37.510	190.4	10:33:19.008
7	1	1:52.208		31.669	43.589	36.950	259.6	10:35:11.216
8	1	1:52.785		31.581	43.689	37.515	260.2	10:37:04.001
9	1	1:54.016		31.555	44.164	38.297	259.6	10:38:58.017
10	1	1:56.194		32.197	45.089	38.908	256.5	10:40:54.211
11	1	1:59.067		32.324	45.230	41.513	258.9	10:42:53.278
12	1	2:00.079		31.873	45.501	42.705	257.7	10:44:53.357
13	1	2:11.445	P	32.738	45.333	53.374	257.7	10:47:04.802

6 — 1 Kang Ling — Lamborghini Huracan GT3
PRO — 2 Philip Keen — Vincenzo Sospiri Racing

Lap	D	Time		Sector 1	Sector 2	Sector 3	T. Spd	Elapsed
1	1	10:22:31.210		10:21:07.510	47.295	36.405	143.0	10:22:31.210
2	1	1:48.333		30.609	42.228	35.496	262.7	10:24:19.543
3	1	1:47.175		30.421	41.654	35.100	264.7	10:26:06.718
4	1	1:46.898		30.130	41.312	35.456	264.0	10:27:53.616
5	1	1:51.614	P	30.290	41.201	40.123	263.4	10:29:45.230
6	1	3:41.261		2:25.332	41.162	34.767	190.8	10:33:26.491
7	1	1:44.975		29.630	40.587	34.758	264.0	10:35:11.466
8	1	1:50.073		31.804	43.250	35.019	262.7	10:37:01.539
9	1	1:50.375	P	29.729	40.761	39.885	262.1	10:38:51.914
10	1	4:23.050		3:01.574	40.953	40.523	183.3	10:43:14.964
11	1	1:47.142		29.702	40.515	36.925	264.0	10:45:02.106
12	1	1:48.020		29.462	40.523	38.035	265.3	10:46:50.126
13	1	1:44.577		29.485	40.545	34.547	265.3	10:48:34.703
14	1	1:54.632	P	30.163	43.285	41.184	265.3	10:50:29.335

7 — 1 Márcio Basso — BMW M6 GT3
AM — 2 Guilherme Salas — RACE / BMW Team Teo Martín

Lap	D	Time		Sector 1	Sector 2	Sector 3	T. Spd	Elapsed
1	2	10:22:45.132		10:21:23.098	42.671	39.363	166.9	10:22:45.132
2	2	1:47.038		30.222	41.506	35.310	262.7	10:24:32.170
3	2	1:46.804		30.126	41.467	35.211	266.0	10:26:18.974
4	2	1:46.357		29.591	41.254	35.512	263.4	10:28:05.331
5	2	1:51.115	P	29.892	41.135	40.088	264.0	10:29:56.446
6	2	5:30.210		4:07.492	45.427	37.291	138.9	10:35:26.656
7	2	1:44.117		29.286	40.437	34.394	263.4	10:37:10.773
8	2	1:54.334		29.218	40.295	44.821	265.3	10:39:05.107
9	2	1:44.298		29.287	40.508	34.503	263.4	10:40:49.405
10	2	1:56.313	P	31.503	43.321	41.489	261.5	10:42:45.718
11	2	3:25.992		2:04.546	45.264	36.182	145.5	10:46:11.710
12	2	1:43.276		29.062	39.987	34.227	266.0	10:47:54.986
13	2	1:59.212	P	30.669	45.912	42.631	266.0	10:49:54.198

11 — 1 Daniele Di Amato — Ferrari 488 GT3
PRO — 2 Andrea Montermini — RS Racing

Lap	D	Time		Sector 1	Sector 2	Sector 3	T. Spd	Elapsed
1	1	10:22:12.283		10:20:47.739	46.819	37.725	116.8	10:22:12.283
2	1	1:48.044		30.611	41.577	35.856	260.8	10:24:00.327
3	1	1:53.265	P	30.077	41.276	41.912	263.4	10:25:53.592
4	1	3:31.518		2:13.885	41.946	35.687	192.8	10:29:25.110
5	1	1:44.480		29.576	40.619	34.285	262.7	10:31:09.590
6	1	1:49.540		29.940	41.500	38.100	262.7	10:32:59.130
7	1	1:44.359		29.641	40.514	34.204	260.8	10:34:43.489
8	1	1:50.740	P	29.995	41.145	39.600	262.1	10:36:34.229
9	1	7:25.065		6:05.117	41.137	38.811	193.5	10:43:59.294
10	1	1:44.346		29.312	40.660	34.374	264.0	10:45:43.640
11	1	1:50.317		29.272	45.574	35.471	266.0	10:47:33.957
12	1	1:47.483		29.250	40.609	37.624	267.3	10:49:21.440
13	1	1:43.954		29.220	40.368	34.366	265.3	10:51:05.394
14	1	1:52.784	P	29.905	41.412	41.467	264.7	10:52:58.178

12 — 1 Andrea Rizzoli — Lamborghini Huracan GT3
PRO — 2 Damiano Fioravanti — Ombra Racing

Lap	D	Time		Sector 1	Sector 2	Sector 3	T. Spd	Elapsed
1	1	10:25:25.419		10:23:48.650	47.561	49.208	189.8	10:25:25.419
2	1	1:54.436		29.449	40.654	44.333	262.7	10:27:19.855
3	1	1:44.295		29.277	40.598	34.420	264.0	10:29:04.150
4	1	1:57.301	P	29.430	44.609	43.262	265.3	10:31:01.451
5	1	12:04.018		10:41.878	45.216	36.924	188.1	10:43:05.469
6	1	2:04.392		29.466	40.236	54.690	262.7	10:45:09.861
7	1	1:43.786		29.298	40.308	34.180	265.3	10:46:53.647
8	1	1:50.557		29.371	42.526	38.660	269.3	10:48:44.204
9	1	1:44.262		29.297	40.381	34.584	265.3	10:50:28.466
10	1	2:00.240	P	33.417	44.370	42.453	210.1	10:52:28.706

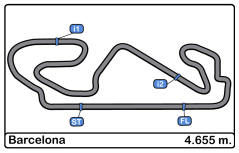

Circuito de Barcelona
International GT Open
Qualifying - 2 Driver - 2
Lap Analysis

16 — 1 Marcelo Hahn — Mercedes AMG GT3
PROAM — 2 Allam Khodair — Drivex School

Lap	D	Time		Sector 1	Sector 2	Sector 3	T. Spd	Elapsed
1	1	10:23:02.711		10:21:43.478	42.740	36.493	187.5	10:23:02.711
2	1	1:49.075		30.710	42.365	36.000	257.1	10:24:51.786
3	1	1:53.275	P	30.704	42.163	40.408	261.5	10:26:45.061
4	1	3:23.415		2:05.218	42.946	35.251	152.9	10:30:08.476
5	1	1:46.821		30.141	41.437	35.243	262.1	10:31:55.297
6	1	1:46.478		29.963	41.449	35.066	260.8	10:33:41.775
7	1	1:47.628		29.849	41.376	36.403	260.2	10:35:29.403
8	1	1:46.274		30.027	41.243	35.004	260.2	10:37:15.677
9	1	1:53.644	P	30.003	41.706	41.935	258.9	10:39:09.321
10	1	5:34.706		4:09.970	47.265	37.471	190.1	10:44:44.027
11	1	1:44.883		29.677	40.698	34.508	260.2	10:46:28.910
12	1	2:00.716		30.551	48.776	41.389	262.7	10:48:29.626
13	1	2:06.043	P	32.060	44.958	49.025	259.6	10:50:35.669

17 — 1 Richard Gonda — BMW M6 GT3
PRO — 2 Mikkel Jensen — Senkyr Motorsport

Lap	D	Time		Sector 1	Sector 2	Sector 3	T. Spd	Elapsed
1	2	10:28:16.084		10:26:49.914	44.250	41.920	186.8	10:28:16.084
2	2	1:44.377		29.484	40.459	34.434	264.7	10:30:00.461
3	2	1:50.869		30.050	44.691	36.128	264.7	10:31:51.330
4	2	1:46.832		29.359	41.018	36.455	267.3	10:33:38.162
5	2	1:49.399	P	29.494	40.676	39.229	263.4	10:35:27.561
6	2	7:46.072		6:22.505	41.342	42.225	190.8	10:43:13.633
7	2	1:47.133		29.363	40.599	37.171	265.3	10:45:00.766
8	2	1:47.444		29.269	41.395	36.780	264.0	10:46:48.210
9	2	1:44.021		29.221	40.328	34.472	266.0	10:48:32.231
10	2	1:52.538	P	29.159	40.298	43.081	267.3	10:50:24.769

19 — 1 Jiatong Liang — Lamborghini Huracan GT3
PROAM — 2 Raffaele Giammaria — Imperiale Racing

Lap	D	Time		Sector 1	Sector 2	Sector 3	T. Spd	Elapsed
1	2	10:22:29.385		10:21:03.956	47.425	38.004	156.5	10:22:29.385
2	2	1:48.532		30.791	41.861	35.880	257.7	10:24:17.917
3	2	1:50.775	P	30.035	41.150	39.590	262.1	10:26:08.692
4	2	3:26.869		2:09.669	42.183	35.017	192.1	10:29:35.561
5	2	1:44.509		29.405	40.220	34.884	263.4	10:31:20.070
6	2	1:44.107		29.502	40.304	34.301	262.7	10:33:04.177
7	2	1:51.845		29.561	46.127	36.157	263.4	10:34:56.022
8	2	1:53.389	P	29.373	40.329	43.687	262.7	10:36:49.411
9	2	7:03.840		5:42.779	44.114	36.947	185.8	10:43:53.251
10	2	1:43.498		29.270	40.088	34.140	263.4	10:45:36.749
11	2	1:48.942		29.289	41.354	38.299	264.7	10:47:25.691
12	2	1:43.861		29.271	40.367	34.223	263.4	10:49:09.552
13	2	1:58.531	P	29.238	40.443	48.850	264.0	10:51:08.083

20 — 1 Valentin Pierburg — Mercedes AMG GT3
PROAM — 2 Tom Onslow-Cole — SPS Automotive Performance

Lap	D	Time		Sector 1	Sector 2	Sector 3	T. Spd	Elapsed
1	1	10:22:56.736		10:21:17.194	1:00.669	38.873	108.4	10:22:56.736
2	1	1:48.299		30.413	41.576	36.310	258.3	10:24:45.035
3	1	1:46.526		29.842	41.302	35.382	259.6	10:26:31.561
4	1	1:46.452		29.792	41.320	35.340	260.2	10:28:18.013
5	1	1:49.140		30.433	42.139	36.568	263.4	10:30:07.153
6	1	1:52.580	P	29.898	41.475	41.207	258.9	10:31:59.733
7	1	7:10.790		5:48.853	44.900	37.037	192.1	10:39:10.523
8	1	1:45.365		29.572	40.825	34.968	258.9	10:40:55.888
9	1	1:48.715		29.924	43.018	35.773	260.8	10:42:44.603
10	1	1:44.839		29.592	40.627	34.620	258.3	10:44:29.442
11	1	1:44.839		29.542	40.537	34.760	261.5	10:46:14.281
12	1	1:45.948		29.410	40.813	35.725	262.7	10:48:00.229
13	1	1:52.034	P	29.563	40.974	41.497	261.5	10:49:52.263

25 — 1 Riccardo Agostini — Lamborghini Huracan GT3
PRO — 2 Rik Breukers — Imperiale Racing

Lap	D	Time		Sector 1	Sector 2	Sector 3	T. Spd	Elapsed
1	1	10:22:30.506		10:21:06.749	46.185	37.572	116.2	10:22:30.506
2	1	1:48.014		30.559	41.829	35.626	260.2	10:24:18.520
3	1	1:51.583	P	29.946	41.179	40.458	264.0	10:26:10.103
4	1	6:32.035		5:03.931	47.326	40.778	171.4	10:32:42.138
5	1	1:44.443		29.527	40.297	34.619	261.5	10:34:26.581
6	1	1:49.327		29.378	41.413	38.536	264.7	10:36:15.908
7	1	1:44.319		29.388	40.503	34.428	262.7	10:38:00.227
8	1	1:59.583	P	30.951	44.970	43.662	262.1	10:39:59.810
9	1	4:13.330		2:54.776	42.969	35.585	183.9	10:44:13.140
10	1	1:43.522		29.276	40.076	34.170	263.4	10:45:56.662
11	1	1:46.773		29.186	40.260	37.327	265.3	10:47:43.435
12	1	1:43.535		29.216	40.129	34.190	265.3	10:49:26.970
13	1	1:52.711	P	29.248	40.235	43.228	266.0	10:51:19.681

27 — 1 Fabrizio Crestani — Lamborghini Huracan GT3
PROAM — 2 Miguel Ramos — Daiko Lazarus Racing

Lap	D	Time		Sector 1	Sector 2	Sector 3	T. Spd	Elapsed
1	2	10:22:16.328		10:20:47.273	50.535	38.520	142.6	10:22:16.328
2	2	2:03.055	P	31.550	44.811	46.694	262.1	10:24:19.383
3	2	3:16.178		1:55.803	41.687	38.688	178.5	10:27:35.561
4	2	1:46.262		29.886	41.152	35.224	264.7	10:29:21.823
5	2	1:45.816		29.788	41.125	34.903	264.7	10:31:07.639
6	2	1:55.636	P	29.813	41.234	44.589	264.0	10:33:03.275
7	2	3:17.599		1:55.594	43.050	38.955	182.4	10:36:20.874
8	2	1:44.902		29.558	40.720	34.624	264.0	10:38:05.776
9	2	1:45.001		29.473	40.845	34.683	265.3	10:39:50.777
10	2	1:55.203		30.843	42.942	41.418	248.8	10:41:45.980
11	2	1:59.483	P	29.766	42.725	46.992	263.4	10:43:45.463

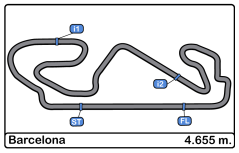

Circuito de Barcelona
International GT Open
Qualifying - 2 Driver - 2
Lap Analysis

28 — 1 Toby Sowery — Lamborghini Huracan GT3
PROAM — 2 Giuseppe Cipriani — Daiko Lazarus Racing

Lap	D	Time		Sector 1	Sector 2	Sector 3	T. Spd	Elapsed
1	2	10:21:57.204		10:20:36.422	43.990	36.792	183.9	10:21:57.204
2	2	1:49.441		30.928	42.369	36.144	260.2	10:23:46.645
3	2	1:58.618	P	30.594	42.275	45.749	262.7	10:25:45.263
4	2	3:44.241		2:25.669	42.333	36.239	185.8	10:29:29.504
5	2	1:46.762		29.916	41.497	35.349	266.6	10:31:16.266
6	2	1:46.842		30.046	41.480	35.316	262.7	10:33:03.108
7	2	1:46.964		30.181	41.360	35.423	264.0	10:34:50.072
8	2	1:57.625	P	30.603	42.376	44.646	262.1	10:36:47.697
9	2	3:44.787		2:27.147	41.638	36.002	185.2	10:40:32.484
10	2	1:46.470		30.154	41.239	35.077	263.4	10:42:18.954
11	2	1:46.765		29.941	41.317	35.507	264.0	10:44:05.719
12	2	1:48.116		29.862	41.613	36.641	266.0	10:45:53.835
13	2	1:46.966		29.855	41.577	35.534	266.6	10:47:40.801
14	2	2:04.699	P	30.124	46.671	47.904	268.6	10:49:45.500

33 — 1 Christian Hook — Ferrari 488 GT3
PROAM — 2 Dominik Schwager — Rinaldi Racing

Lap	D	Time		Sector 1	Sector 2	Sector 3	T. Spd	Elapsed
1	1	10:27:08.043		10:25:50.297	42.486	35.260	188.8	10:27:08.043
2	1	1:46.950		30.237	41.669	35.044	261.5	10:28:54.993
3	1	1:46.949		30.149	41.643	35.157	261.5	10:30:41.942
4	1	1:48.503		30.204	41.809	36.490	259.6	10:32:30.445
5	1	1:47.032		30.123	41.438	35.471	260.2	10:34:17.477
6	1	1:46.712		30.111	41.438	35.163	260.8	10:36:04.189
7	1	1:52.103	P	30.162	42.218	39.723	262.1	10:37:56.292
8	1	4:18.322		2:58.986	43.325	36.011	191.1	10:42:14.614
9	1	1:47.874		30.357	41.937	35.580	257.7	10:44:02.488
10	1	1:48.239		30.573	41.589	36.077	262.7	10:45:50.727
11	1	1:46.569		30.042	41.436	35.091	261.5	10:47:37.296
12	1	1:46.539		29.943	41.534	35.062	264.0	10:49:23.835
13	1	1:46.922		30.177	41.463	35.282	261.5	10:51:10.757
14	1	2:07.661	P	32.041	48.022	47.598	255.9	10:53:18.418

36 — 1 Christian Hahn — Mercedes AMG GT3
PROAM — 2 Lucas Auer — Drivex School

Lap	D	Time		Sector 1	Sector 2	Sector 3	T. Spd	Elapsed
1	2	10:25:16.012		10:23:54.731	42.552	38.729	170.8	10:25:16.012
2	2	1:59.650		29.423	54.565	35.662	263.4	10:27:15.662
3	2	1:44.852		29.405	40.439	35.008	262.1	10:29:00.514
4	2	1:52.342		30.131	43.972	38.239	262.7	10:30:52.856
5	2	1:45.441		29.542	40.921	34.978	262.7	10:32:38.297
6	2	1:53.000	P	30.276	42.132	40.592	262.7	10:34:31.297
7	2	9:51.143		8:31.127	42.927	37.089	189.8	10:44:22.440
8	2	1:43.427		29.389	40.083	33.955	262.7	10:46:05.867
9	2	1:43.497		29.077	40.155	34.265	264.7	10:47:49.364
10	2	1:51.878		32.322	43.040	36.516	252.9	10:49:41.242
11	2	1:43.795		29.187	40.304	34.304	263.4	10:51:25.037
12	2	1:54.569	P	30.232	43.002	41.335	264.0	10:53:19.606

47 — 1 Fran Rueda — BMW M6 GT3
PRO — 2 Andrés Saravia — RACE / BMW Team Teo Martín

Lap	D	Time		Sector 1	Sector 2	Sector 3	T. Spd	Elapsed
1	1	10:22:04.881		10:20:47.024	42.497	35.360	107.3	10:22:04.881
2	1	1:45.990		29.886	40.910	35.194	262.7	10:23:50.871
3	1	1:45.262		29.614	40.755	34.893	265.3	10:25:36.133
4	1	1:45.240		29.682	40.902	34.656	264.7	10:27:21.373
5	1	1:52.980	P	30.354	41.877	40.749	266.6	10:29:14.353
6	1	3:11.322		1:55.281	41.361	34.680	163.6	10:32:25.675
7	1	1:43.527		29.144	40.134	34.249	266.0	10:34:09.202
8	1	1:45.998		29.816	41.513	34.669	266.0	10:35:55.200
9	1	1:49.992	P	29.432	40.485	40.075	266.0	10:37:45.192
10	1	7:40.640		6:14.635	42.143	43.862	132.6	10:45:25.832
11	1	1:43.118		29.043	40.068	34.007	266.0	10:47:08.950
12	1	1:49.696		29.069	44.620	36.007	269.3	10:48:58.646
13	1	1:57.172	P	29.091	42.880	45.201	267.9	10:50:55.818

51 — 1 Alessandro Pier Guidi — Ferrari 488 GT3
PRO — 2 Mikkel Mac — Luzich Racing

Lap	D	Time		Sector 1	Sector 2	Sector 3	T. Spd	Elapsed
1	1	10:22:48.970		10:21:30.599	42.542	35.829	190.8	10:22:48.970
2	1	1:46.216		30.022	41.215	34.979	262.7	10:24:35.186
3	1	1:50.573	P	29.692	41.529	39.352	264.7	10:26:25.759
4	1	4:08.734		2:52.782	41.147	34.805	194.9	10:30:34.493
5	1	1:43.780		29.356	40.276	34.148	263.4	10:32:18.273
6	1	1:43.967		29.322	40.372	34.273	264.0	10:34:02.240
7	1	1:44.087		29.284	40.413	34.390	262.7	10:35:46.327
8	1	1:50.720	P	29.823	41.187	39.710	262.7	10:37:37.047
9	1	6:41.085		5:23.007	42.139	35.939	167.7	10:44:18.132
10	1	1:43.425		29.283	40.164	33.978	263.4	10:46:01.557
11	1	1:43.619		29.162	40.288	34.169	264.0	10:47:45.176
12	1	1:52.565	P	29.835	41.887	40.843	264.7	10:49:37.741

52 — 1 Marco Cioci — Ferrari 488 GT3
PRO — 2 Matt Griffin — Luzich Racing

Lap	D	Time		Sector 1	Sector 2	Sector 3	T. Spd	Elapsed
1	2	10:25:11.784		10:23:47.321	47.445	37.018	187.5	10:25:11.784
2	2	1:45.298		30.070	40.704	34.524	262.7	10:26:57.082
3	2	1:45.516		29.569	40.612	35.335	264.7	10:28:42.598
4	2	1:44.855		29.534	40.561	34.760	264.0	10:30:27.453
5	2	1:48.225		29.953	42.364	35.908	264.0	10:32:15.678
6	2	1:52.234	P	29.747	40.763	41.724	263.4	10:34:07.912
7	2	8:50.838		7:31.492	41.386	37.960	191.4	10:42:58.750
8	2	1:49.795		29.631	41.414	38.750	264.0	10:44:48.545
9	2	1:44.424		29.537	40.468	34.419	264.0	10:46:32.969
10	2	1:44.710		29.382	40.570	34.758	265.3	10:48:17.679
11	2	1:44.734		29.428	40.485	34.821	264.0	10:50:02.413
12	2	1:54.536	P	30.819	40.957	42.760	264.0	10:51:56.949

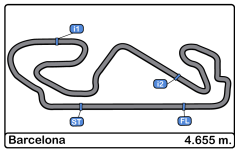

Circuito de Barcelona
International GT Open
Qualifying - 2 Driver - 2
Lap Analysis

63 — 1 Giovanni Venturini — Lamborghini Huracan GT3
PRO — 2 Jeroen Mul — Imperiale Racing

Lap	D	Time		Sector 1	Sector 2	Sector 3	T. Spd	Elapsed
1	1	10:22:18.721		10:20:52.544	46.818	39.359	149.5	10:22:18.721
2	1	1:49.022		31.055	42.148	35.819	259.6	10:24:07.743
3	1	1:51.364	P	30.016	41.186	40.162	263.4	10:25:59.107
4	1	4:48.501		3:23.734	40.558	44.209	194.2	10:30:47.608
5	1	1:43.964		29.473	40.231	34.260	262.1	10:32:31.572
6	1	1:51.788		29.306	43.822	38.660	264.0	10:34:23.360
7	1	1:43.647		29.352	40.140	34.155	261.5	10:36:07.007
8	1	1:52.204	P	30.496	41.666	40.042	264.0	10:37:59.211
9	1	6:41.795		5:16.766	45.876	39.153	195.2	10:44:41.006
10	1	1:45.148		29.317	39.849	35.982	263.4	10:46:26.154
11	1	1:43.205		29.082	40.127	33.996	263.4	10:48:09.359
12	1	1:45.918		29.122	40.086	36.710	264.7	10:49:55.277
13	1	1:43.449		29.163	40.148	34.138	262.7	10:51:38.726
14	1	2:03.559	P	32.860	46.615	44.084	257.1	10:53:42.285

66 — 1 Giulio Borlenghi — Lamborghini Huracan GT3
AM — 2 Andrzej Lewandowski — Vincenzo Sospiri Racing

Lap	D	Time		Sector 1	Sector 2	Sector 3	T. Spd	Elapsed
1	1	10:37:44.185		10:36:25.185	42.895	36.105	137.5	10:37:44.185
2	1	1:45.599		30.109	40.872	34.618	262.7	10:39:29.784
3	1	1:44.757		29.476	40.679	34.602	266.6	10:41:14.541
4	1	1:44.714		29.503	40.548	34.663	266.0	10:42:59.255
5	1	2:06.576		31.209	54.823	40.544	265.3	10:45:05.831
6	1	1:47.214		29.380	40.601	37.233	266.0	10:46:53.045
7	1	1:57.126		29.502	43.965	43.659	266.0	10:48:50.171
8	1	1:53.456	P	29.382	40.806	43.268	264.0	10:50:43.627

71 — 1 Alexander West — Ferrari 488 GT3
PROAM — 2 Michele Rugolo — Luzich Racing

Lap	D	Time		Sector 1	Sector 2	Sector 3	T. Spd	Elapsed
1	2	10:23:54.178		10:22:29.293	44.992	39.893	191.1	10:23:54.178
2	2	1:45.168		29.822	40.681	34.665	262.1	10:25:39.346
3	2	1:52.280		29.788	43.771	38.721	263.4	10:27:31.626
4	2	1:45.076		29.747	40.607	34.722	262.1	10:29:16.702
5	2	1:53.927	P	29.742	40.814	43.371	262.1	10:31:10.629
6	2	8:13.014		6:54.009	43.728	35.277	191.8	10:39:23.643
7	2	1:44.100		29.426	40.314	34.360	262.7	10:41:07.743
8	2	1:50.062		29.385	40.304	40.373	262.7	10:42:57.805
9	2	1:53.317		29.438	42.936	40.943	262.1	10:44:51.122
10	2	1:44.354		29.459	40.467	34.428	264.0	10:46:35.476
11	2	1:53.065	P	29.351	40.841	42.873	264.7	10:48:28.541

72 — 1 Mario Plachutta — Mercedes AMG GT3
PROAM — 2 Thomas Jäger — Lechner Racing

Lap	D	Time		Sector 1	Sector 2	Sector 3	T. Spd	Elapsed
1	2	10:22:14.533		10:20:52.217	44.160	38.156	166.1	10:22:14.533
2	2	1:47.578		30.129	41.592	35.857	261.5	10:24:02.111
3	2	1:53.022	P	29.971	41.347	41.704	264.7	10:25:55.133
4	2	4:42.705		3:23.196	43.191	36.318	189.1	10:30:37.838
5	2	1:44.269		29.478	40.574	34.217	262.1	10:32:22.107
6	2	1:43.850		29.213	40.494	34.143	264.0	10:34:05.957
7	2	1:43.948		29.235	40.418	34.295	263.4	10:35:49.905
8	2	1:50.533	P	29.306	41.233	39.994	264.0	10:37:40.438
9	2	5:29.613		4:07.397	41.633	40.583	189.8	10:43:10.051
10	2	1:44.368		29.378	40.469	34.521	262.7	10:44:54.419
11	2	1:49.600		30.468	43.693	35.439	266.0	10:46:44.019
12	2	1:43.454		28.994	40.132	34.328	266.0	10:48:27.473
13	2	1:43.446		28.981	40.206	34.259	265.3	10:50:10.919
14	2	2:02.870	P	32.463	46.090	44.317	236.3	10:52:13.789

77 — 1 Mateusz Lisowski — Audi R8 LMS
PRO — 2 — Olimp Racing

Lap	D	Time		Sector 1	Sector 2	Sector 3	T. Spd	Elapsed
1		10:22:09.984		10:20:49.595	42.674	37.715	173.9	10:22:09.984
2		1:45.282		29.796	40.816	34.670	261.5	10:23:55.266
3		1:45.073		29.735	40.792	34.546	263.4	10:25:40.339
4		1:45.291		29.601	41.231	34.459	263.4	10:27:25.630
5		1:45.071		29.655	40.755	34.661	261.5	10:29:10.701
6		1:52.064	P	29.815	40.727	41.522	260.2	10:31:02.765
7		11:01.087		9:45.224	41.165	34.698	191.1	10:42:03.852
8		1:51.605		29.654	44.266	37.685	258.9	10:43:55.457
9		1:45.868		29.682	41.045	35.141	259.6	10:45:41.325
10		1:50.184		30.454	41.018	38.712	257.7	10:47:31.509
11		1:44.801		29.633	40.441	34.727	260.2	10:49:16.310
12		1:44.555		29.568	40.568	34.419	260.8	10:51:00.865
13				2:17.020	47.489		258.3	

84 — 1 Russell Ward — Mercedes AMG GT3
PRO — 2 Indy Dontje — Winward Racing / HTP Motorsport

Lap	D	Time		Sector 1	Sector 2	Sector 3	T. Spd	Elapsed
1	1	10:23:21.760		10:22:02.143	43.344	36.273	189.1	10:23:21.760
2	1	1:47.037		30.066	41.639	35.332	259.6	10:25:08.797
3	1	1:46.021		29.984	40.804	35.233	260.8	10:26:54.818
4	1	1:45.683		29.621	41.096	34.966	262.1	10:28:40.501
5	1	1:55.365	P	29.696	40.838	44.831	261.5	10:30:35.866
6	1	10:53.997		9:36.640	42.193	35.164	188.8	10:41:29.863
7	1	1:46.845		29.686	40.624	36.535	260.2	10:43:16.708
8	1	2:00.237		32.552	48.452	39.233	223.1	10:45:16.945
9	1	1:50.586		33.101	42.352	35.133	262.1	10:47:07.531
10	1	1:44.746		29.500	40.589	34.657	262.7	10:48:52.277
11	1	1:53.374	P	29.388	40.991	42.995	263.4	10:50:45.651

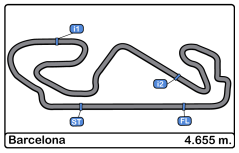

Circuito de Barcelona
International GT Open
Qualifying - 2 Driver - 2
Lap Analysis

90 — Lamborghini Huracan GT3 — Target Racing

1 Alberto Di Folco
2 Adrian Zaugg

PRO

Lap	D	Time		Sector 1	Sector 2	Sector 3	T. Spd	Elapsed
1	1	10:22:26.157		10:21:04.812	46.056	35.289	152.3	10:22:26.157
2	1	1:47.095		30.192	41.485	35.418	262.1	10:24:13.252
3	1	1:47.839		30.933	41.328	35.578	264.0	10:26:01.091
4	1	1:54.944	P	29.974	41.016	43.954	261.5	10:27:56.035
5	1	2:54.131		1:35.282	41.319	37.530	193.2	10:30:50.166
6	1	1:44.917		29.603	40.806	34.508	263.4	10:32:35.083
7	1	1:50.713		29.770	44.157	36.786	262.7	10:34:25.796
8	1	1:45.504		29.692	40.858	34.954	262.1	10:36:11.300
9	1	1:51.314	P	29.915	40.967	40.432	262.1	10:38:02.614
10	1	5:29.791		4:14.569	40.859	34.363	191.4	10:43:32.405
11	1	1:45.060		29.727	40.572	34.761	260.2	10:45:17.465
12	1	1:44.465		29.701	40.493	34.271	262.7	10:47:01.930
13	1	1:46.145		29.722	41.598	34.825	262.7	10:48:48.075
14	1	1:44.831		29.605	40.741	34.485	262.7	10:50:32.906
15	1	1:52.450	P	29.834	41.842	40.774	261.5	10:52:25.356

91 — Lamborghini Huracan GT3 — Target Racing

1 Stefano Costantini
2

AM

Lap	D	Time		Sector 1	Sector 2	Sector 3	T. Spd	Elapsed
1		10:22:52.820		10:21:08.391	1:00.322	44.107	145.5	10:22:52.820
2		2:17.882	P	38.299	52.528	47.055	225.0	10:25:10.702
3		3:02.074		1:40.601	41.726	39.747	195.6	10:28:12.776
4		1:46.453		29.851	41.217	35.385	263.4	10:29:59.229
5		1:46.425		29.747	41.539	35.139	262.7	10:31:45.654
6		1:45.738		29.804	41.234	34.700	262.1	10:33:31.392
7		1:45.329		29.603	41.043	34.683	263.4	10:35:16.721
8		1:50.222		29.815	41.476	38.931	263.4	10:37:06.943
9		1:56.117	P	29.969	42.701	43.447	263.4	10:39:03.060
10		3:47.910		2:28.762	42.127	37.021	193.2	10:42:50.970
11		1:44.886		29.687	40.743	34.456	264.7	10:44:35.856
12		1:45.051		29.528	40.723	34.800	266.0	10:46:20.907
13		1:44.918		29.529	40.875	34.514	266.6	10:48:05.825
14		1:52.061		29.696	41.813	40.552	265.3	10:49:57.886
15		1:44.838		29.565	40.794	34.479	263.4	10:51:42.724
16		2:11.455	P	34.188	48.761	48.506	252.3	10:53:54.179

96 — Audi R8 LMS — Optimum Motorsport

1 Bradley Ellis
2 Oliver Wilkinson

PROAM

Lap	D	Time		Sector 1	Sector 2	Sector 3	T. Spd	Elapsed
1	2	10:22:07.789		10:20:46.652	44.697	36.440	127.9	10:22:07.789
2	2	1:49.056		30.462	42.063	36.531	262.7	10:23:56.845
3	2	1:51.962	P	29.957	41.448	40.557	267.3	10:25:48.807
4	2	2:40.276		1:15.672	41.961	42.643	193.5	10:28:29.083
5	2	1:52.547		30.048	43.513	38.986	266.0	10:30:21.630
6	2	1:46.100		29.960	41.256	34.884	264.0	10:32:07.730
7	2	1:45.115		29.591	40.873	34.651	265.3	10:33:52.845
8	2	1:51.044	P	29.741	40.968	40.335	264.7	10:35:43.889
9	2	4:02.114		2:39.653	44.546	37.915	185.5	10:39:46.003
10	2	1:49.220		29.567	41.348	38.305	264.0	10:41:35.223
11	2	1:47.270		29.651	41.266	36.353	266.6	10:43:22.493
12	2	1:51.728		29.564	43.742	38.422	266.0	10:45:14.221
13	2	1:44.930		29.584	40.950	34.396	266.0	10:46:59.151
14	2	1:45.708		29.425	40.939	35.344	267.3	10:48:44.859
15	2	1:55.566	P	29.706	41.245	44.615	269.3	10:50:40.425

99 — Mercedes AMG GT3 — Sports and You

1 Manuel Da Costa
2 Miguel Sardinha

AM

Lap	D	Time		Sector 1	Sector 2	Sector 3	T. Spd	Elapsed
1	2	10:23:12.283		10:21:51.545	44.184	36.554	154.0	10:23:12.283
2	2	1:50.747		30.928	42.230	37.589	258.3	10:25:03.030
3	2	1:47.901		30.274	41.850	35.777	260.8	10:26:50.931
4	2	1:53.120		30.433	41.628	41.059	260.2	10:28:44.051
5	2	2:01.120	P	31.734	44.400	44.986	259.6	10:30:45.171
6	2	7:17.200		5:55.254	46.010	35.936	162.8	10:38:02.371
7	2	1:47.645		30.191	41.291	36.163	258.9	10:39:50.016
8	2	1:59.280	P	30.205	42.018	47.057	259.6	10:41:49.296
9	2	2:11.922		51.896	42.395	37.631	193.5	10:44:01.218
10	2	2:01.546	P	30.159	44.653	46.734	261.5	10:46:02.764

111 — Mercedes AMG GT3 — Porteiro Motorsport

1 Charles Finelli
2 Phillippe Denes

AM

Lap	D	Time		Sector 1	Sector 2	Sector 3	T. Spd	Elapsed
1	2	10:23:14.135		10:21:58.472	41.047	34.616	190.1	10:23:14.135
2	2	1:47.004		29.584	41.849	35.571	261.5	10:25:01.139
3	2	1:44.967		29.914	40.513	34.540	260.8	10:26:46.106
4	2	1:45.627		29.552	41.558	34.517	261.5	10:28:31.733
5	2	1:56.229	P	29.525	41.005	45.699	262.1	10:30:27.962
6	2	8:48.011		7:30.014	42.690	35.307	192.8	10:39:15.973
7	2	1:44.187		29.471	40.390	34.326	259.6	10:41:00.160
8	2	1:47.549		29.347	42.062	36.140	260.8	10:42:47.709
9	2	1:44.874		29.540	40.768	34.566	260.8	10:44:32.583
10	2	1:44.651		29.525	40.602	34.524	262.1	10:46:17.234
11	2	1:50.266	P	29.600	40.839	39.827	263.4	10:48:07.500

333 — Ferrari 488 GT3 — Rinaldi Racing

1 Rinat Salikhov
2 David Perel

PROAM

Lap	D	Time		Sector 1	Sector 2	Sector 3	T. Spd	Elapsed
1	1	10:24:50.670		10:23:32.252	42.504	35.914	188.8	10:24:50.670
2	1	1:45.796		29.885	40.968	34.943	262.1	10:26:36.466
3	1	1:45.566		29.912	40.978	34.676	263.4	10:28:22.032
4	1	1:51.449		29.833	44.069	37.547	263.4	10:30:13.481
5	1	1:45.649		29.747	40.901	35.001	262.7	10:31:59.130
6	1	1:53.701	P	30.591	42.458	40.652	262.1	10:33:52.831
7	1	6:20.415		5:03.688	41.668	35.059	191.4	10:40:13.246
8	1	1:44.760		29.583	40.798	34.379	260.8	10:41:58.006
9	1	1:45.058		29.838	40.538	34.682	260.8	10:43:43.064
10	1	1:44.933		29.614	40.724	34.595	262.1	10:45:27.997
11	1	1:53.681	P	29.490	40.915	43.276	264.0	10:47:21.678

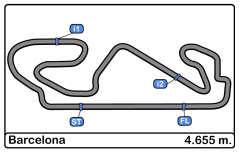

Circuito de Barcelona
International GT Open
Qualifying - 2 Driver - 2
Best Sectors Results

	Sector - 1			Sector - 2			Sector - 3			Ideal Lap vs Best Lap					
Clas	Nº	Driver	Time	Nº	Driver	Time	Nº	Driver	Time	Clas	Nº	Driver	Ideal Lap	Best Lap	Clas
1	72	Thomas Jäger	28.981	63	Giovanni Venturini	39.849	36	Lucas Auer	33.955	1	63	Giovanni Venturini	1:42.927	1:43.205	2
2	47	Fran Rueda	29.043	7	Guilherme Salas	39.987	51	Alessandro Pier Guidi	33.978	2	36	Lucas Auer	1:43.115	1:43.427	5
3	7	Guilherme Salas	29.062	47	Fran Rueda	40.068	63	Giovanni Venturini	33.996	3	47	Fran Rueda	1:43.118	1:43.118	1
4	36	Lucas Auer	29.077	25	Riccardo Agostini	40.076	47	Fran Rueda	34.007	4	72	Thomas Jäger	1:43.256	1:43.446	6
5	63	Giovanni Venturini	29.082	36	Lucas Auer	40.083	19	Raffaele Giammaria	34.140	5	7	Guilherme Salas	1:43.276	1:43.276	3
6	17	Mikkel Jensen	29.159	19	Raffaele Giammaria	40.088	72	Thomas Jäger	34.143	6	51	Alessandro Pier Guidi	1:43.304	1:43.425	4
7	51	Alessandro Pier Guidi	29.162	72	Thomas Jäger	40.132	25	Riccardo Agostini	34.170	7	25	Riccardo Agostini	1:43.432	1:43.522	8
8	25	Riccardo Agostini	29.186	51	Alessandro Pier Guidi	40.164	12	Andrea Rizzoli	34.180	8	19	Raffaele Giammaria	1:43.466	1:43.498	7
9	11	Daniele Di Amato	29.220	12	Andrea Rizzoli	40.236	11	Daniele Di Amato	34.204	9	12	Andrea Rizzoli	1:43.693	1:43.786	9
10	3	Juan Cruz Álvarez	29.236	17	Mikkel Jensen	40.298	7	Guilherme Salas	34.227	10	11	Daniele Di Amato	1:43.792	1:43.954	10
11	19	Raffaele Giammaria	29.238	71	Michele Rugolo	40.304	90	Alberto Di Folco	34.271	11	17	Mikkel Jensen	1:43.891	1:44.021	11
12	12	Andrea Rizzoli	29.277	11	Daniele Di Amato	40.368	3	Juan Cruz Álvarez	34.300	12	71	Michele Rugolo	1:44.015	1:44.100	12
13	111	Phillippe Denes	29.347	111	Phillippe Denes	40.390	111	Phillippe Denes	34.326	13	111	Phillippe Denes	1:44.063	1:44.187	13
14	71	Michele Rugolo	29.351	77	Mateusz Lisowski	40.441	71	Michele Rugolo	34.360	14	3	Juan Cruz Álvarez	1:44.068	1:44.231	14
15	66	Giulio Borlenghi	29.380	52	Matt Griffin	40.468	333	Rinat Salikhov	34.379	15	52	Matt Griffin	1:44.269	1:44.424	15
16	52	Matt Griffin	29.382	90	Alberto Di Folco	40.493	96	Oliver Wilkinson	34.396	16	90	Alberto Di Folco	1:44.367	1:44.465	16
17	84	Russell Ward	29.388	6	Kang Ling	40.515	77	Mateusz Lisowski	34.419	17	333	Rinat Salikhov	1:44.407	1:44.760	21
18	20	Valentin Pierburg	29.410	3	Juan Cruz Álvarez	40.532	52	Matt Griffin	34.419	18	77	Mateusz Lisowski	1:44.428	1:44.555	17
19	96	Oliver Wilkinson	29.425	20	Valentin Pierburg	40.537	17	Mikkel Jensen	34.434	19	6	Kang Ling	1:44.524	1:44.577	18
20	6	Kang Ling	29.462	333	Rinat Salikhov	40.538	91	Stefano Costantini	34.456	20	66	Giulio Borlenghi	1:44.530	1:44.714	19
21	27	Miguel Ramos	29.473	66	Giulio Borlenghi	40.548	16	Marcelo Hahn	34.508	21	20	Valentin Pierburg	1:44.567	1:44.839	23
22	333	Rinat Salikhov	29.490	84	Russell Ward	40.589	6	Kang Ling	34.547	22	84	Russell Ward	1:44.634	1:44.746	20
23	91	Stefano Costantini	29.528	16	Marcelo Hahn	40.698	66	Giulio Borlenghi	34.602	23	96	Oliver Wilkinson	1:44.694	1:44.930	26
24	77	Mateusz Lisowski	29.568	27	Miguel Ramos	40.720	20	Valentin Pierburg	34.620	24	91	Stefano Costantini	1:44.707	1:44.838	22
25	90	Alberto Di Folco	29.603	91	Stefano Costantini	40.723	27	Miguel Ramos	34.624	25	27	Miguel Ramos	1:44.817	1:44.902	25
26	16	Marcelo Hahn	29.677	96	Oliver Wilkinson	40.873	84	Russell Ward	34.657	26	16	Marcelo Hahn	1:44.883	1:44.883	24
27	28	Giuseppe Cipriani	29.855	28	Giuseppe Cipriani	41.239	33	Christian Hook	35.044	27	28	Giuseppe Cipriani	1:46.171	1:46.470	27
28	33	Christian Hook	29.943	99	Miguel Sardinha	41.291	28	Giuseppe Cipriani	35.077	28	33	Christian Hook	1:46.423	1:46.539	28
29	99	Miguel Sardinha	30.159	33	Christian Hook	41.436	99	Miguel Sardinha	35.777	29	99	Miguel Sardinha	1:47.227	1:47.645	29
30	5	Stanislaw Jedlinski	31.368	5	Stanislaw Jedlinski	43.589	5	Stanislaw Jedlinski	36.833	30	5	Stanislaw Jedlinski	1:51.790	1:52.208	30

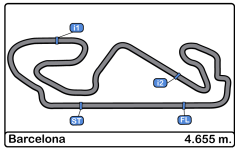

Circuito de Barcelona
International GT Open
Qualifying - 2 Driver - 2
Best 5 Lap Times

													Best 1		Best 2		Best 3		Best 4		Best 5	
Cl	Nº	Entrant/Team	Nat	Driver 1	Nat	Status	Driver 2	Nat	Status	Vehicle	Cat	Cl	Time	Lap	Time	Lap	Time	Lap	Time	Lap	Time	Lap
1	47	RACE / BMW Team Teo Martín	ESP	Fran Rueda	ESP	Silver	Andrés Saravia	GTM	Silver	BMW M6 GT3	PRO	1	1:43.118	11	1:43.527	7	1:45.240	4	1:45.262	3	1:45.990	2
2	63	Imperiale Racing	ITA	Giovanni Venturini	ITA	Gold	Jeroen Mul	NLD	Silver	Lamborghini Huracan GT3	PRO	2	1:43.205	11	1:43.449	13	1:43.647	7	1:43.964	5	1:45.148	10
3	7	RACE / BMW Team Teo Martín	ESP	Márcio Basso	BRA	Bronze	Guilherme Salas	BRA	Bronze	BMW M6 GT3	AM	1	1:43.276	12	1:44.117	7	1:44.298	9	1:46.357	4	1:46.804	3
4	51	Luzich Racing	USA	Alessandro Pier Guidi	ITA	Platinum	Mikkel Mac	DNK	Gold	Ferrari 488 GT3	PRO	3	1:43.425	10	1:43.619	11	1:43.780	5	1:43.967	6	1:44.087	7
5	36	Drivex School	ESP	Christian Hahn	BRA	Bronze	Lucas Auer	AUT	Gold	Mercedes AMG GT3	PROAM	1	1:43.427	8	1:43.497	9	1:43.795	11	1:44.852	3	1:45.441	5
6	72	Lechner Racing	AUT	Mario Plachutta	AUT	Bronze	Thomas Jäger	DEU	Gold	Mercedes AMG GT3	PROAM	2	1:43.446	13	1:43.454	12	1:43.850	6	1:43.948	7	1:44.269	5
7	19	Imperiale Racing	ITA	Jiatong Liang	CHN	Bronze	Raffaele Giammaria	ITA	Gold	Lamborghini Huracan GT3	PROAM	3	1:43.498	10	1:43.861	12	1:44.107	6	1:44.509	5	1:48.532	2
8	25	Imperiale Racing	ITA	Riccardo Agostini	ITA	Gold	Rik Breukers	NLD	Silver	Lamborghini Huracan GT3	PRO	4	1:43.522	10	1:43.535	12	1:44.319	7	1:44.443	5	1:46.773	11
9	12	Ombra Racing	ITA	Andrea Rizzoli	ITA	Silver	Damiano Fioravanti	ITA	Silver	Lamborghini Huracan GT3	PRO	5	1:43.786	7	1:44.262	9	1:44.295	3	1:50.557	8	1:54.436	2
10	11	RS Racing	ITA	Daniele Di Amato	ITA	Silver	Andrea Montermini	ITA	Gold	Ferrari 488 GT3	PRO	6	1:43.954	13	1:44.346	10	1:44.359	7	1:44.480	5	1:47.483	12
11	17	Senkyr Motorsport	CZE	Richard Gonda	SVK	Silver	Mikkel Jensen	DNK	Silver	BMW M6 GT3	PRO	7	1:44.021	9	1:44.377	2	1:46.832	4	1:47.133	7	1:47.444	8
12	71	Luzich Racing	USA	Alexander West	SWE	Bronze	Michele Rugolo	ITA	Gold	Ferrari 488 GT3	PROAM	4	1:44.100	7	1:44.354	10	1:45.076	4	1:45.168	2	1:50.062	8
13	111	Porteiro Motorsport	ESP	Charles Finelli	USA	Bronze	Phillippe Denes	USA	Bronze	Mercedes AMG GT3	AM	2	1:44.187	7	1:44.651	10	1:44.874	9	1:44.967	3	1:45.627	4
14	3	RACE / BMW Team Teo Martín	ESP	Lourenço Beirão da Veiga	PRT	Silver	Juan Cruz Álvarez	ARG	Silver	BMW M6 GT3	PRO	8	1:44.231	9	1:44.281	5	1:44.610	11	1:44.648	6	1:47.138	2
15	52	Luzich Racing	USA	Marco Cioci	ITA	Gold	Matt Griffin	IRL	Gold	Ferrari 488 GT3	PRO	9	1:44.424	9	1:44.710	10	1:44.734	11	1:44.855	4	1:45.298	2
16	90	Target Racing	ITA	Alberto Di Folco	ITA	Silver	Adrian Zaugg	CHE	Silver	Lamborghini Huracan GT3	PRO	10	1:44.465	12	1:44.831	14	1:44.917	6	1:45.060	11	1:45.504	8
17	77	Olimp Racing	POL	Mateusz Lisowski	POL	Bronze			Silver	Audi R8 LMS	PRO	11	1:44.555	12	1:44.801	11	1:45.071	5	1:45.073	3	1:45.282	2
18	6	Vincenzo Sospiri Racing	ITA	Kang Ling	CHN	Silver	Philip Keen	GBR	Gold	Lamborghini Huracan GT3	PRO	12	1:44.577	13	1:44.975	7	1:46.898	4	1:47.142	11	1:47.175	3
19	66	Vincenzo Sospiri Racing	ITA	Giulio Borlenghi	BRA	Bronze	Andrzej Lewandowski	POL	Bronze	Lamborghini Huracan GT3	AM	3	1:44.714	4	1:44.757	3	1:45.599	2	1:47.214	6	1:53.456	8
20	84	Winward Racing / HTP	USA	Russell Ward	USA	Silver	Indy Dontje	NLD	Silver	Mercedes AMG GT3	PRO	13	1:44.746	10	1:45.683	4	1:46.021	3	1:46.845	7	1:47.037	2
21	333	Rinaldi Racing	DEU	Rinat Salikhov	RUS	Bronze	David Perel	ZAF	Silver	Ferrari 488 GT3	PROAM	5	1:44.760	8	1:44.933	10	1:45.058	9	1:45.566	3	1:45.649	5
22	91	Target Racing	ITA	Stefano Costantini	ITA	Bronze				Lamborghini Huracan GT3	AM	4	1:44.838	15	1:44.886	11	1:44.918	13	1:45.051	12	1:45.329	7
23	20	SPS Automotive Performance	DEU	Valentin Pierburg	DEU	Bronze	Tom Onslow-Cole	GBR	Gold	Mercedes AMG GT3	PROAM	6	1:44.839	10	1:44.839	11	1:45.365	8	1:45.948	12	1:46.452	4
24	16	Drivex School	ESP	Marcelo Hahn	BRA	Bronze	Allam Khodair	BRA	Gold	Mercedes AMG GT3	PROAM	7	1:44.883	11	1:46.274	8	1:46.478	6	1:46.821	5	1:47.628	7
25	27	Daiko Lazarus Racing	ITA	Fabrizio Crestani	ITA	Silver	Miguel Ramos	PRT	Bronze	Lamborghini Huracan GT3	PROAM	8	1:44.902	8	1:45.001	9	1:45.816	5	1:46.262	4	1:55.203	10
26	96	Optimum Motorsport	GBR	Bradley Ellis	GBR	Silver	Oliver Wilkinson	GBR	Bronze	Audi R8 LMS	PROAM	9	1:44.930	13	1:45.115	7	1:45.708	14	1:46.100	6	1:47.270	11
27	28	Daiko Lazarus Racing	ITA	Toby Sowery	GBR	Silver	Giuseppe Cipriani	ITA	Bronze	Lamborghini Huracan GT3	PROAM	10	1:46.470	10	1:46.762	5	1:46.765	11	1:46.842	6	1:46.964	7
28	33	Rinaldi Racing	DEU	Christian Hook	DEU	Bronze	Dominik Schwager	DEU	Gold	Ferrari 488 GT3	PROAM	11	1:46.539	12	1:46.569	11	1:46.712	6	1:46.922	13	1:46.949	3
29	99	Sports and You	PRT	Manuel Da Costa	PRT	Bronze	Miguel Sardinha	PRT	Bronze	Mercedes AMG GT3	AM	5	1:47.645	7	1:47.901	3	1:50.747	2	1:53.120	4	1:59.280	8
30	5	Olimp Racing	POL	Stanislaw Jedlinski	POL	Bronze	Malgorzata Rdest	POL	Bronze	Audi R8 LMS	AM	6	1:52.208	7	1:52.785	8	1:53.228	2	1:53.331	3	1:53.580	4

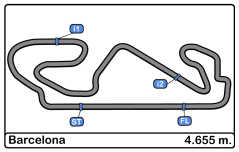

Circuito de Barcelona
International GT Open
Qualifying - 2 Driver - 2
Best 5 Top Speeds

													Top 1		Top 2		Top 3		Top 4		Top 5		
Cl	Nº	Entrant/Team	Nat	Driver 1	Nat	Status	Driver 2	Nat	Status	Vehicle	Cat	Cl	Km/h	Lap	Km/h	Lap	Km/h	Lap	Km/h	Lap	Km/h	Lap	Avg
1	12	Ombra Racing	ITA	Andrea Rizzoli	ITA	Silver	Damiano Fioravanti	ITA	Silver	Lamborghini Huracan GT3	PRO	1	269.3	8	265.3	4	265.3	7	265.3	9	264.0	3	265.8
2	47	RACE / BMW Team Teo Martín	ESP	Fran Rueda	ESP	Silver	Andrés Saravia	GTM	Silver	BMW M6 GT3	PRO	2	269.3	12	267.9	13	266.6	5	266.0	7	266.0	8	267.2
3	96	Optimum Motorsport	GBR	Bradley Ellis	GBR	Silver	Oliver Wilkinson	GBR	Bronze	Audi R8 LMS	PROAM	1	269.3	15	267.3	3	267.3	14	266.6	11	266.0	5	267.3
4	28	Daiko Lazarus Racing	ITA	Toby Sowery	GBR	Silver	Giuseppe Cipriani	ITA	Bronze	Lamborghini Huracan GT3	PROAM	2	268.6	14	266.6	5	266.6	13	266.0	12	264.0	7	266.4
5	3	RACE / BMW Team Teo Martín	ESP	Lourenço Beirão da Veiga	PRT	Silver	Juan Cruz Álvarez	ARG	Silver	BMW M6 GT3	PRO	3	267.3	6	267.3	10	266.6	11	266.6	12	266.0	7	266.7
6	11	RS Racing	ITA	Daniele Di Amato	ITA	Silver	Andrea Montermini	ITA	Gold	Ferrari 488 GT3	PRO	4	267.3	12	266.0	11	265.3	13	264.7	14	264.0	10	265.4
7	17	Senkyr Motorsport	CZE	Richard Gonda	SVK	Silver	Mikkel Jensen	DNK	Silver	BMW M6 GT3	PRO	5	267.3	4	267.3	10	266.0	9	265.3	7	264.7	2	266.1
8	66	Vincenzo Sospiri Racing	ITA	Giulio Borlenghi	BRA	Bronze	Andrzej Lewandowski	POL	Bronze	Lamborghini Huracan GT3	AM	1	266.6	3	266.0	4	266.0	6	266.0	7	265.3	5	266.0
9	91	Target Racing	ITA	Stefano Costantini	ITA	Bronze				Lamborghini Huracan GT3	AM	2	266.6	13	266.0	12	265.3	14	264.7	11	263.4	4	265.2
10	7	RACE / BMW Team Teo Martín	ESP	Márcio Basso	BRA	Bronze	Guilherme Salas	BRA	Bronze	BMW M6 GT3	AM	3	266.0	3	266.0	12	266.0	13	265.3	8	264.0	5	265.4
11	25	Imperiale Racing	ITA	Riccardo Agostini	ITA	Gold	Rik Breukers	NLD	Silver	Lamborghini Huracan GT3	PRO	6	266.0	13	265.3	11	265.3	12	264.7	6	264.0	3	265.0
12	72	Lechner Racing	AUT	Mario Plachutta	AUT	Bronze	Thomas Jäger	DEU	Gold	Mercedes AMG GT3	PROAM	3	266.0	11	266.0	12	265.3	13	264.7	3	264.0	6	265.2
13	6	Vincenzo Sospiri Racing	ITA	Kang Ling	CHN	Silver	Philip Keen	GBR	Gold	Lamborghini Huracan GT3	PRO	7	265.3	12	265.3	13	265.3	14	264.7	3	264.0	4	264.9
14	27	Daiko Lazarus Racing	ITA	Fabrizio Crestani	ITA	Silver	Miguel Ramos	PRT	Bronze	Lamborghini Huracan GT3	PROAM	4	265.3	9	264.7	4	264.7	5	264.0	6	264.0	8	264.5
15	52	Luzich Racing	USA	Marco Cioci	ITA	Gold	Matt Griffin	IRL	Gold	Ferrari 488 GT3	PRO	8	265.3	10	264.7	3	264.0	4	264.0	5	264.0	8	264.4
16	19	Imperiale Racing	ITA	Jiatong Liang	CHN	Bronze	Raffaele Giammaria	ITA	Gold	Lamborghini Huracan GT3	PROAM	5	264.7	11	264.0	13	263.4	5	263.4	7	263.4	10	263.8
17	36	Drivex School	ESP	Christian Hahn	BRA	Bronze	Lucas Auer	AUT	Gold	Mercedes AMG GT3	PROAM	6	264.7	9	264.0	12	263.4	2	263.4	11	262.7	4	263.6
18	51	Luzich Racing	USA	Alessandro Pier Guidi	ITA	Platinum	Mikkel Mac	DNK	Gold	Ferrari 488 GT3	PRO	9	264.7	3	264.7	12	264.0	6	264.0	11	263.4	5	264.1
19	63	Imperiale Racing	ITA	Giovanni Venturini	ITA	Gold	Jeroen Mul	NLD	Silver	Lamborghini Huracan GT3	PRO	10	264.7	12	264.0	6	264.0	8	263.4	3	263.4	10	263.9
20	71	Luzich Racing	USA	Alexander West	SWE	Bronze	Michele Rugolo	ITA	Gold	Ferrari 488 GT3	PROAM	7	264.7	11	264.0	10	263.4	3	262.7	7	262.7	8	263.5
21	33	Rinaldi Racing	DEU	Christian Hook	DEU	Bronze	Dominik Schwager	DEU	Gold	Ferrari 488 GT3	PROAM	8	264.0	12	262.7	10	262.1	7	261.5	2	261.5	3	262.3
22	90	Target Racing	ITA	Alberto Di Folco	ITA	Silver	Adrian Zaugg	CHE	Silver	Lamborghini Huracan GT3	PRO	11	264.0	3	263.4	6	262.7	7	262.7	12	262.7	13	263.1
23	333	Rinaldi Racing	DEU	Rinat Salikhov	RUS	Bronze	David Perel	ZAF	Silver	Ferrari 488 GT3	PROAM	9	264.0	11	263.4	3	263.4	4	262.7	5	262.1	2	263.1
24	20	SPS Automotive Performance	DEU	Valentin Pierburg	DEU	Bronze	Tom Onslow-Cole	GBR	Gold	Mercedes AMG GT3	PROAM	10	263.4	5	262.7	12	261.5	11	261.5	13	260.8	9	262.0
25	77	Olimp Racing	POL	Mateusz Lisowski	POL	Bronze			Silver	Audi R8 LMS	PRO	12	263.4	3	263.4	4	261.5	2	261.5	5	260.8	12	262.1
26	84	Winward Racing / HTP	USA	Russell Ward	USA	Silver	Indy Dontje	NLD	Silver	Mercedes AMG GT3	PRO	13	263.4	11	262.7	10	262.1	4	262.1	9	261.5	5	262.3
27	111	Porteiro Motorsport	ESP	Charles Finelli	USA	Bronze	Phillippe Denes	USA	Bronze	Mercedes AMG GT3	AM	4	263.4	11	262.1	5	262.1	10	261.5	2	261.5	4	262.1
28	16	Drivex School	ESP	Marcelo Hahn	BRA	Bronze	Allam Khodair	BRA	Gold	Mercedes AMG GT3	PROAM	11	262.7	12	262.1	5	261.5	3	260.8	6	260.2	7	261.5
29	99	Sports and You	PRT	Manuel Da Costa	PRT	Bronze	Miguel Sardinha	PRT	Bronze	Mercedes AMG GT3	AM	5	261.5	10	260.8	3	260.2	4	259.6	5	259.6	8	260.3
30	5	Olimp Racing	POL	Stanislaw Jedlinski	POL	Bronze	Malgorzata Rdest	POL	Bronze	Audi R8 LMS	AM	6	260.8	5	260.2	3	260.2	4	260.2	8	259.6	2	260.2

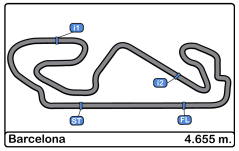

Circuito de Barcelona
International GT Open
Qualifying - 2 Driver - 2
Fastest Laps Sequence

Lap	Time of Day	Session Time	Nº	Entrant/Team	Nat	Driver 1	Nat	Status	Driver 2	Nat	Status	Vehicle	Cat	Time	Km/h
2	10:23:46.645	3:46.645	**28**	Daiko Lazarus Racing	ITA	Toby Sowery	GBR	Silver	**Giuseppe Cipriani**	ITA	Bronze	Lamborghini Huracan GT3	PROAM	**1:49.441**	153.1
2	10:23:50.871	3:50.871	**47**	RACE / BMW Team Teo Martín	ESP	**Fran Rueda**	ESP	Silver	Andrés Saravia	GTM	Silver	BMW M6 GT3	PRO	**1:45.990**	158.1
2	10:23:55.266	3:55.266	**77**	Olimp Racing	POL	Mateusz Lisowski	POL	Bronze			Silver	Audi R8 LMS	PRO	**1:45.282**	159.1
3	10:25:36.133	5:36.133	**47**	RACE / BMW Team Teo Martín	ESP	**Fran Rueda**	ESP	Silver	Andrés Saravia	GTM	Silver	BMW M6 GT3	PRO	**1:45.262**	159.2
2	10:25:39.346	5:39.346	**71**	Luzich Racing	USA	Alexander West	SWE	Bronze	**Michele Rugolo**	ITA	Gold	Ferrari 488 GT3	PROAM	**1:45.168**	159.3
3	10:25:40.339	5:40.339	**77**	Olimp Racing	POL	Mateusz Lisowski	POL	Bronze			Silver	Audi R8 LMS	PRO	**1:45.073**	159.4
3	10:26:46.106	6:46.106	**111**	Porteiro Motorsport	ESP	Charles Finelli	USA	Bronze	**Phillippe Denes**	USA	Bronze	Mercedes AMG GT3	AM	**1:44.967**	159.6
3	10:29:00.514	9:00.514	**36**	Drivex School	ESP	Christian Hahn	BRA	Bronze	**Lucas Auer**	AUT	Gold	Mercedes AMG GT3	PROAM	**1:44.852**	159.8
3	10:29:04.150	9:04.150	**12**	Ombra Racing	ITA	**Andrea Rizzoli**	ITA	Silver	Damiano Fioravanti	ITA	Silver	Lamborghini Huracan GT3	PRO	**1:44.295**	160.6
5	10:32:09.319	12:09.319	**3**	RACE / BMW Team Teo Martín	ESP	Lourenço Beirão da	PRT	Silver	**Juan Cruz Álvarez**	ARG	Silver	BMW M6 GT3	PRO	**1:44.281**	160.7
5	10:32:18.273	12:18.273	**51**	Luzich Racing	USA	**Alessandro Pier Guidi**	ITA	Platinum	Mikkel Mac	DNK	Gold	Ferrari 488 GT3	PRO	**1:43.780**	161.4
7	10:34:09.202	14:09.202	**47**	RACE / BMW Team Teo Martín	ESP	**Fran Rueda**	ESP	Silver	Andrés Saravia	GTM	Silver	BMW M6 GT3	PRO	**1:43.527**	161.8
10	10:45:36.749	25:36.749	**19**	Imperiale Racing	ITA	Jiatong Liang	CHN	Bronze	**Raffaele Giammaria**	ITA	Gold	Lamborghini Huracan GT3	PROAM	**1:43.498**	161.9
10	10:46:01.557	26:01.557	**51**	Luzich Racing	USA	**Alessandro Pier Guidi**	ITA	Platinum	Mikkel Mac	DNK	Gold	Ferrari 488 GT3	PRO	**1:43.425**	162.0
11	10:47:08.950	27:08.950	**47**	RACE / BMW Team Teo Martín	ESP	**Fran Rueda**	ESP	Silver	Andrés Saravia	GTM	Silver	BMW M6 GT3	PRO	**1:43.118**	162.5

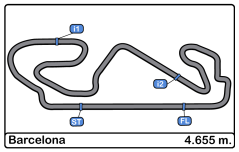

Circuito de Barcelona
International GT Open
Qualifying - 2 Driver - 2
Event Best Maximum Speed

Nº	Entrant/Team	Nat	Driver 1	Nat	Status	Driver 2	Nat	Status	Vehicle	Cat	Km/h	Session
3	RACE / BMW Team Teo Martín	ESP	Lourenço Beirão da Veiga	PRT	Silver	Juan Cruz Álvarez	ARG	Silver	BMW M6 GT3	PRO	**272.0**	Qualifying - 1 Driver - 1
7	RACE / BMW Team Teo Martín	ESP	Márcio Basso	BRA	Bronze	Guilherme Salas	BRA	Bronze	BMW M6 GT3	AM	**272.0**	Race - 1
17	Senkyr Motorsport	CZE	Richard Gonda	SVK	Silver	Mikkel Jensen	DNK	Silver	BMW M6 GT3	PRO	**272.0**	Race - 1
6	Vincenzo Sospiri Racing	ITA	Kang Ling	CHN	Silver	Philip Keen	GBR	Gold	Lamborghini Huracan GT3	PRO	**271.3**	Free Practice - 2
47	RACE / BMW Team Teo Martín	ESP	Fran Rueda	ESP	Silver	Andrés Saravia	GTM	Silver	BMW M6 GT3	PRO	**271.3**	Race - 1
72	Lechner Racing	AUT	Mario Plachutta	AUT	Bronze	Thomas Jäger	DEU	Gold	Mercedes AMG GT3	PROAM	**271.3**	Race - 1
27	Daiko Lazarus Racing	ITA	Fabrizio Crestani	ITA	Silver	Miguel Ramos	PRT	Bronze	Lamborghini Huracan GT3	PROAM	**270.6**	Free Practice - 1
28	Daiko Lazarus Racing	ITA	Toby Sowery	GBR	Silver	Giuseppe Cipriani	ITA	Bronze	Lamborghini Huracan GT3	PROAM	**270.6**	Free Practice - 1
51	Luzich Racing	USA	Alessandro Pier Guidi	ITA	Platinum	Mikkel Mac	DNK	Gold	Ferrari 488 GT3	PRO	**270.0**	Race - 1
36	Drivex School	ESP	Christian Hahn	BRA	Bronze	Lucas Auer	AUT	Gold	Mercedes AMG GT3	PROAM	**270.0**	Race - 1
66	Vincenzo Sospiri Racing	ITA	Giulio Borlenghi	BRA	Bronze	Andrzej Lewandowski	POL	Bronze	Lamborghini Huracan GT3	AM	**269.3**	Free Practice - 1
33	Rinaldi Racing	DEU	Christian Hook	DEU	Bronze	Dominik Schwager	DEU	Gold	Ferrari 488 GT3	PROAM	**269.3**	Free Practice - 2
96	Optimum Motorsport	GBR	Bradley Ellis	GBR	Silver	Oliver Wilkinson	GBR	Bronze	Audi R8 LMS	PROAM	**269.3**	Race - 1
12	Ombra Racing	ITA	Andrea Rizzoli	ITA	Silver	Damiano Fioravanti	ITA	Silver	Lamborghini Huracan GT3	PRO	**269.3**	Qualifying - 2 Driver - 2
91	Target Racing	ITA	Stefano Costantini	ITA	Bronze				Lamborghini Huracan GT3	AM	**268.6**	Race - 1
333	Rinaldi Racing	DEU	Rinat Salikhov	RUS	Bronze	David Perel	ZAF	Silver	Ferrari 488 GT3	PROAM	**268.6**	Race - 1
11	RS Racing	ITA	Daniele Di Amato	ITA	Silver	Andrea Montermini	ITA	Gold	Ferrari 488 GT3	PRO	**267.9**	Free Practice - 1
90	Target Racing	ITA	Alberto Di Folco	ITA	Silver	Adrian Zaugg	CHE	Silver	Lamborghini Huracan GT3	PRO	**267.9**	Race - 1
63	Imperiale Racing	ITA	Giovanni Venturini	ITA	Gold	Jeroen Mul	NLD	Silver	Lamborghini Huracan GT3	PRO	**267.9**	Race - 1
52	Luzich Racing	USA	Marco Cioci	ITA	Gold	Matt Griffin	IRL	Gold	Ferrari 488 GT3	PRO	**267.3**	Free Practice - 1
20	SPS Automotive Performance	DEU	Valentin Pierburg	DEU	Bronze	Tom Onslow-Cole	GBR	Gold	Mercedes AMG GT3	PROAM	**267.3**	Free Practice - 2
71	Luzich Racing	USA	Alexander West	SWE	Bronze	Michele Rugolo	ITA	Gold	Ferrari 488 GT3	PROAM	**267.3**	Free Practice - 2
77	Olimp Racing	POL	Mateusz Lisowski	POL	Bronze			Silver	Audi R8 LMS	PRO	**267.3**	Qualifying - 1 Driver - 1
25	Imperiale Racing	ITA	Riccardo Agostini	ITA	Gold	Rik Breukers	NLD	Silver	Lamborghini Huracan GT3	PRO	**267.3**	Race - 1
19	Imperiale Racing	ITA	Jiatong Liang	CHN	Bronze	Raffaele Giammaria	ITA	Gold	Lamborghini Huracan GT3	PROAM	**267.3**	Race - 1
16	Drivex School	ESP	Marcelo Hahn	BRA	Bronze	Allam Khodair	BRA	Gold	Mercedes AMG GT3	PROAM	**266.0**	Free Practice - 1
84	Winward Racing / HTP	USA	Russell Ward	USA	Silver	Indy Dontje	NLD	Silver	Mercedes AMG GT3	PRO	**266.0**	Free Practice - 1
5	Olimp Racing	POL	Stanislaw Jedlinski	POL	Bronze	Malgorzata Rdest	POL	Bronze	Audi R8 LMS	AM	**266.0**	Race - 1
111	Porteiro Motorsport	ESP	Charles Finelli	USA	Bronze	Phillippe Denes	USA	Bronze	Mercedes AMG GT3	AM	**265.3**	Race - 1
99	Sports and You	PRT	Manuel Da Costa	PRT	Bronze	Miguel Sardinha	PRT	Bronze	Mercedes AMG GT3	AM	**264.7**	Free Practice - 2

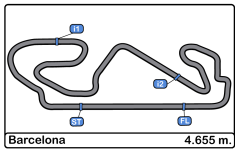

Circuito de Barcelona
International GT Open
Qualifying - 2 Driver - 2
Pit Stop Analysis

3
Lourenço Beirão da Veiga — PRO — RACE / BMW Team Teo Martín
Juan Cruz Álvarez — BMW M6 GT3

Nr.	In Day Time	In Time	Out Time	Pit Time	T. Pit Time	Handicap	Penalty
1	10:26:12.588	10:26:12.588	10:28:27.278	2:14.690	2:14.690		
2	10:35:46.069	10:35:46.069	10:41:59.396	6:13.327	8:28.017		

5
Stanislaw Jedlinski — AM — Olimp Racing
Malgorzata Rdest — Audi R8 LMS

Nr.	In Day Time	In Time	Out Time	Pit Time	T. Pit Time	Handicap	Penalty
1	10:30:24.306	10:30:24.306	10:31:25.739	1:01.433	1:01.433		

6
Kang Ling — PRO — Vincenzo Sospiri Racing
Philip Keen — Lamborghini Huracan GT3

Nr.	In Day Time	In Time	Out Time	Pit Time	T. Pit Time	Handicap	Penalty
1	10:29:42.816	10:29:42.816	10:31:40.516	1:57.700	1:57.700		
2	10:38:49.495	10:38:49.495	10:41:22.914	2:33.419	4:31.119		

7
Márcio Basso — AM — RACE / BMW Team Teo Martín
Guilherme Salas — BMW M6 GT3

Nr.	In Day Time	In Time	Out Time	Pit Time	T. Pit Time	Handicap	Penalty
1	10:29:53.829	10:29:53.829	10:33:30.042	3:36.213	3:36.213		
2	10:42:43.315	10:42:43.315	10:44:17.149	1:33.834	5:10.047		

11
Daniele Di Amato — PRO — RS Racing
Andrea Montermini — Ferrari 488 GT3

Nr.	In Day Time	In Time	Out Time	Pit Time	T. Pit Time	Handicap	Penalty
1	10:25:50.915	10:25:50.915	10:27:35.600	1:44.685	1:44.685		
2	10:36:31.547	10:36:31.547	10:42:09.139	5:37.592	7:22.277		

12
Andrea Rizzoli — PRO — Ombra Racing
Damiano Fioravanti — Lamborghini Huracan GT3

Nr.	In Day Time	In Time	Out Time	Pit Time	T. Pit Time	Handicap	Penalty
1	10:30:58.834	10:30:58.834	10:41:12.153	10:13.319	10:13.319		

16
Marcelo Hahn — PROAM — Drivex School
Allam Khodair — Mercedes AMG GT3

Nr.	In Day Time	In Time	Out Time	Pit Time	T. Pit Time	Handicap	Penalty
1	10:26:42.527	10:26:42.527	10:28:18.719	1:36.192	1:36.192		
2	10:39:06.604	10:39:06.604	10:42:49.319	3:42.715	5:18.907		

17
Richard Gonda — PRO — Senkyr Motorsport
Mikkel Jensen — BMW M6 GT3

Nr.	In Day Time	In Time	Out Time	Pit Time	T. Pit Time	Handicap	Penalty
1	10:35:25.066	10:35:25.066	10:41:19.680	5:54.614	5:54.614		

19
Jiatong Liang — PROAM — Imperiale Racing
Raffaele Giammaria — Lamborghini Huracan GT3

Nr.	In Day Time	In Time	Out Time	Pit Time	T. Pit Time	Handicap	Penalty
1	10:26:06.310	10:26:06.310	10:27:48.349	1:42.039	1:42.039		
2	10:36:47.026	10:36:47.026	10:42:01.771	5:14.745	6:56.784		

20
Valentin Pierburg — PROAM — SPS Automotive Performance
Tom Onslow-Cole — Mercedes AMG GT3

Nr.	In Day Time	In Time	Out Time	Pit Time	T. Pit Time	Handicap	Penalty
1	10:31:57.283	10:31:57.283	10:37:17.166	5:19.883	5:19.883		

25
Riccardo Agostini — PRO — Imperiale Racing
Rik Breukers — Lamborghini Huracan GT3

Nr.	In Day Time	In Time	Out Time	Pit Time	T. Pit Time	Handicap	Penalty
1	10:26:07.682	10:26:07.682	10:30:38.889	4:31.207	4:31.207		
2	10:39:57.161	10:39:57.161	10:42:22.974	2:25.813	6:57.020		

27
Fabrizio Crestani — PROAM — Daiko Lazarus Racing
Miguel Ramos — Lamborghini Huracan GT3

Nr.	In Day Time	In Time	Out Time	Pit Time	T. Pit Time	Handicap	Penalty
1	10:24:16.981	10:24:16.981	10:25:43.232	1:26.251	1:26.251		
2	10:33:00.681	10:33:00.681	10:34:27.433	1:26.752	2:53.003		

28
Toby Sowery — PROAM — Daiko Lazarus Racing
Giuseppe Cipriani — Lamborghini Huracan GT3

Nr.	In Day Time	In Time	Out Time	Pit Time	T. Pit Time	Handicap	Penalty
1	10:25:42.349	10:25:42.349	10:27:38.708	1:56.359	1:56.359		
2	10:36:45.300	10:36:45.300	10:38:42.139	1:56.839	3:53.198		

33
Christian Hook — PROAM — Rinaldi Racing
Dominik Schwager — Ferrari 488 GT3

Nr.	In Day Time	In Time	Out Time	Pit Time	T. Pit Time	Handicap	Penalty
1	10:37:53.816	10:37:53.816	10:40:23.867	2:30.051	2:30.051		

36
Christian Hahn — PROAM — Drivex School
Lucas Auer — Mercedes AMG GT3

Nr.	In Day Time	In Time	Out Time	Pit Time	T. Pit Time	Handicap	Penalty
1	10:34:28.844	10:34:28.844	10:42:30.624	8:01.780	8:01.780		

47
Fran Rueda — PRO — RACE / BMW Team Teo Martín
Andrés Saravia — BMW M6 GT3

Nr.	In Day Time	In Time	Out Time	Pit Time	T. Pit Time	Handicap	Penalty
1	10:29:11.959	10:29:11.959	10:30:38.159	1:26.200	1:26.200		
2	10:37:42.800	10:37:42.800	10:43:21.883	5:39.083	7:05.283		

51
Alessandro Pier Guidi — PRO — Luzich Racing
Mikkel Mac — Ferrari 488 GT3

Nr.	In Day Time	In Time	Out Time	Pit Time	T. Pit Time	Handicap	Penalty
1	10:26:23.275	10:26:23.275	10:28:48.953	2:25.678	2:25.678		
2	10:37:34.599	10:37:34.599	10:42:26.947	4:52.348	7:18.026		

52
Marco Cioci — PRO — Luzich Racing
Matt Griffin — Ferrari 488 GT3

Nr.	In Day Time	In Time	Out Time	Pit Time	T. Pit Time	Handicap	Penalty
1	10:34:05.479	10:34:05.479	10:41:09.064	7:03.585	7:03.585		

63
Giovanni Venturini — PRO — Imperiale Racing
Jeroen Mul — Lamborghini Huracan GT3

Nr.	In Day Time	In Time	Out Time	Pit Time	T. Pit Time	Handicap	Penalty
1	10:25:56.714	10:25:56.714	10:28:53.298	2:56.584	2:56.584		
2	10:37:56.822	10:37:56.822	10:42:46.646	4:49.824	7:46.408		

71
Alexander West — PROAM — Luzich Racing
Michele Rugolo — Ferrari 488 GT3

Nr.	In Day Time	In Time	Out Time	Pit Time	T. Pit Time	Handicap	Penalty
1	10:31:08.143	10:31:08.143	10:37:32.070	6:23.927	6:23.927		

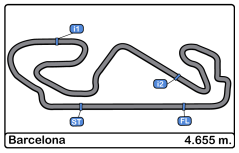

Circuito de Barcelona
International GT Open
Qualifying - 2 Driver - 2
Pit Stop Analysis

72

Mario Plachutta — PROAM — Lechner Racing

Thomas Jäger — Mercedes AMG GT3

Nr.	In Day Time	In Time	Out Time	Pit Time	T. Pit Time	Handicap	Penalty
1	10:25:52.595	10:25:52.595	10:28:46.676	2:54.081	2:54.081		
2	10:37:38.038	10:37:38.038	10:41:16.994	3:38.956	6:33.037		

77

Mateusz Lisowski — PRO — Olimp Racing

Audi R8 LMS

Nr.	In Day Time	In Time	Out Time	Pit Time	T. Pit Time	Handicap	Penalty
1	10:31:00.378	10:31:00.378	10:40:18.381	9:18.003	9:18.003		

84

Russell Ward — PRO — Winward Racing / HTP Motorsport

Indy Dontje — Mercedes AMG GT3

Nr.	In Day Time	In Time	Out Time	Pit Time	T. Pit Time	Handicap	Penalty
1	10:30:33.416	10:30:33.416	10:39:41.122	9:07.706	9:07.706		

90

Alberto Di Folco — PRO — Target Racing

Adrian Zaugg — Lamborghini Huracan GT3

Nr.	In Day Time	In Time	Out Time	Pit Time	T. Pit Time	Handicap	Penalty
1	10:27:53.648	10:27:53.648	10:29:00.867	1:07.219	1:07.219		
2	10:38:00.229	10:38:00.229	10:41:46.069	3:45.840	4:53.059		

91

Stefano Costantini — AM — Target Racing

Lamborghini Huracan GT3

Nr.	In Day Time	In Time	Out Time	Pit Time	T. Pit Time	Handicap	Penalty
1	10:25:08.300	10:25:08.300	10:26:21.035	1:12.735	1:12.735		
2	10:39:00.649	10:39:00.649	10:41:01.889	2:01.240	3:13.975		

96

Bradley Ellis — PROAM — Optimum Motorsport

Oliver Wilkinson — Audi R8 LMS

Nr.	In Day Time	In Time	Out Time	Pit Time	T. Pit Time	Handicap	Penalty
1	10:25:46.330	10:25:46.330	10:26:33.850	47.520	47.520		
2	10:35:41.411	10:35:41.411	10:37:50.307	2:08.896	2:56.416		

99

Manuel Da Costa — AM — Sports and You

Miguel Sardinha — Mercedes AMG GT3

Nr.	In Day Time	In Time	Out Time	Pit Time	T. Pit Time	Handicap	Penalty
1	10:30:42.687	10:30:42.687	10:36:07.609	5:24.922	5:24.922		
2	10:41:45.999	10:41:45.999	10:42:10.883	24.884	5:49.806		

111

Charles Finelli — AM — Porteiro Motorsport

Phillippe Denes — Mercedes AMG GT3

Nr.	In Day Time	In Time	Out Time	Pit Time	T. Pit Time	Handicap	Penalty
1	10:30:25.537	10:30:25.537	10:37:27.736	7:02.199	7:02.199		

333

Rinat Salikhov — PROAM — Rinaldi Racing

David Perel — Ferrari 488 GT3

Nr.	In Day Time	In Time	Out Time	Pit Time	T. Pit Time	Handicap	Penalty
1	10:33:50.391	10:33:50.391	10:38:26.205	4:35.814	4:35.814		

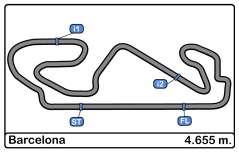

Circuito de Barcelona
International GT Open
Qualifying - 2 Driver - 2
Weather Report

Air Temperature

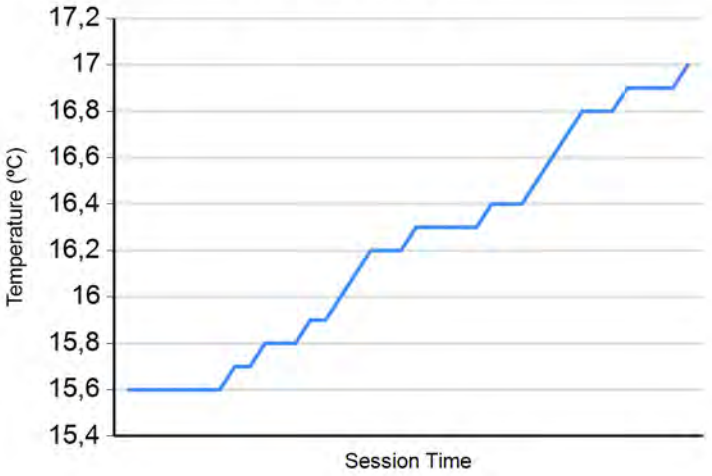

Track Temperature

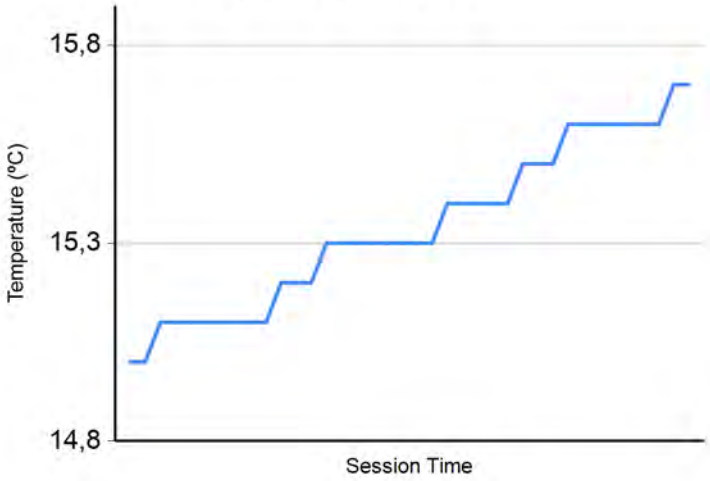

Humidity

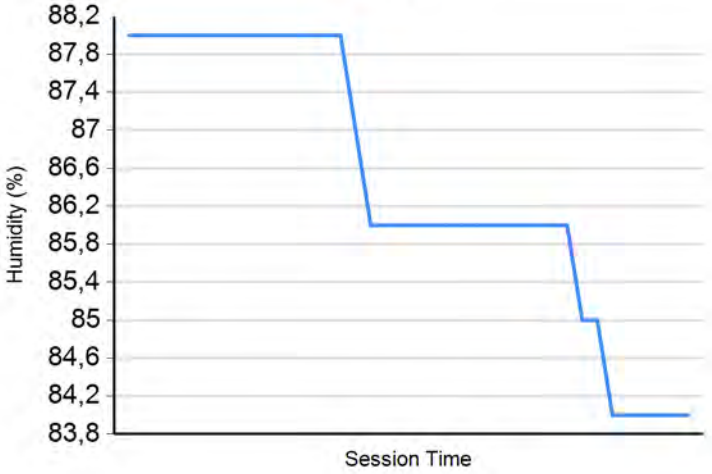

Pressure

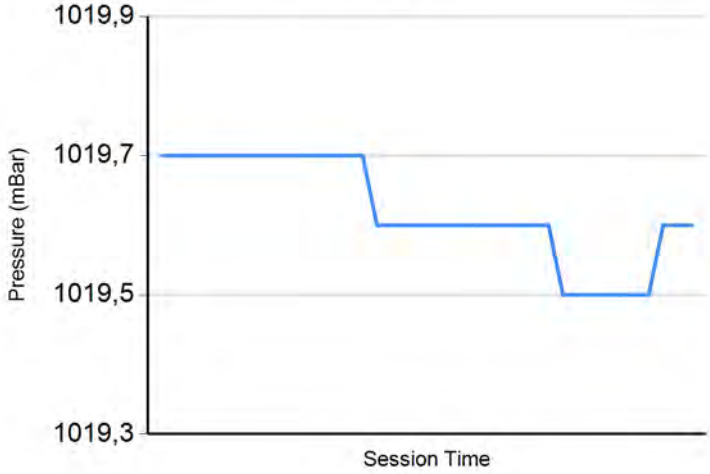

Wind Speed

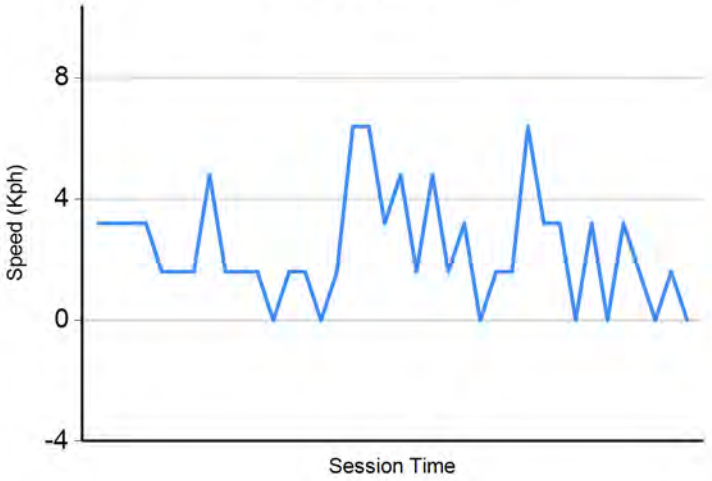

Wind direction

North = 0º/360º Est = 90º South = 180º West= 270º

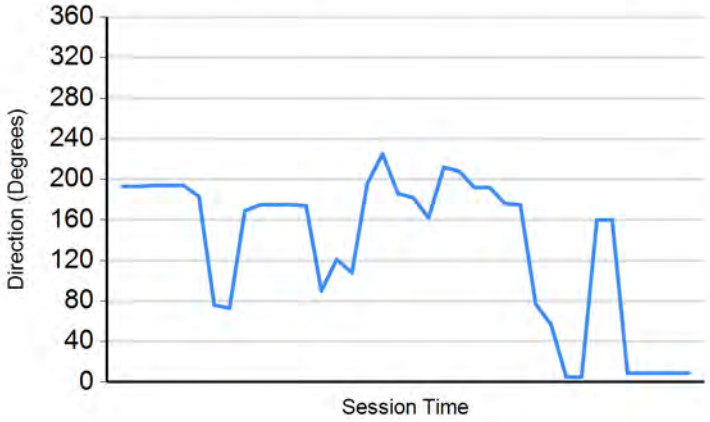

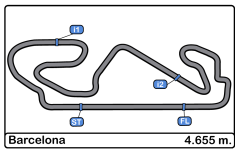

Circuito de Barcelona
International GT Open
Qualifying - 2 Driver - 2
Final Results

Cls	Nº	Entrant/Team	Nat	Driver 1	Nat		Driver 2	Nat		Vehicle	Cat	Cls	Laps	Best	Time	Gap	Interval	Km/h
1	**47**	RACE / BMW Team Teo Martín	ESP	**Fran Rueda**	ESP	Silver	Andrés Saravia	GTM	Silver	BMW M6 GT3	PRO	1	13	**11**	**1:43.118**			162.5
2	**63**	Imperiale Racing	ITA	**Giovanni Venturini**	ITA	Gold	Jeroen Mul	NLD	Silver	Lamborghini Huracan GT3	PRO	2	14	**11**	**1:43.205**	0.087	0.087	162.3
3	**7**	RACE / BMW Team Teo Martín	ESP	Márcio Basso	BRA	Bronze	**Guilherme Salas**	BRA	Bronze	BMW M6 GT3	AM	1	13	**12**	**1:43.276**	0.158	0.071	162.2
4	**51**	Luzich Racing	USA	**Alessandro Pier Guidi**	ITA	Platinum	Mikkel Mac	DNK	Gold	Ferrari 488 GT3	PRO	3	12	**10**	**1:43.425**	0.307	0.149	162.0
5	**36**	Drivex School	ESP	Christian Hahn	BRA	Bronze	**Lucas Auer**	AUT	Gold	Mercedes AMG GT3	PROAM	1	12	**8**	**1:43.427**	0.309	0.002	162.0
6	**72**	Lechner Racing	AUT	Mario Plachutta	AUT	Bronze	**Thomas Jäger**	DEU	Gold	Mercedes AMG GT3	PROAM	2	14	**13**	**1:43.446**	0.328	0.019	161.9
7	**19**	Imperiale Racing	ITA	Jiatong Liang	CHN	Bronze	**Raffaele Giammaria**	ITA	Gold	Lamborghini Huracan GT3	PROAM	3	13	**10**	**1:43.498**	0.380	0.052	161.9
8	**25**	Imperiale Racing	ITA	**Riccardo Agostini**	ITA	Gold	Rik Breukers	NLD	Silver	Lamborghini Huracan GT3	PRO	4	13	**10**	**1:43.522**	0.404	0.024	161.8
9	**12**	Ombra Racing	ITA	**Andrea Rizzoli**	ITA	Silver	Damiano Fioravanti	ITA	Silver	Lamborghini Huracan GT3	PRO	5	10	**7**	**1:43.786**	0.668	0.264	161.4
10	**11**	RS Racing	ITA	**Daniele Di Amato**	ITA	Silver	Andrea Montermini	ITA	Gold	Ferrari 488 GT3	PRO	6	14	**13**	**1:43.954**	0.836	0.168	161.2
11	**17**	Senkyr Motorsport	CZE	Richard Gonda	SVK	Silver	**Mikkel Jensen**	DNK	Silver	BMW M6 GT3	PRO	7	10	**9**	**1:44.021**	0.903	0.067	161.1
12	**71**	Luzich Racing	USA	Alexander West	SWE	Bronze	**Michele Rugolo**	ITA	Gold	Ferrari 488 GT3	PROAM	4	11	**7**	**1:44.100**	0.982	0.079	160.9
13	**111**	Porteiro Motorsport	ESP	Charles Finelli	USA	Bronze	**Phillippe Denes**	USA	Bronze	Mercedes AMG GT3	AM	2	11	**7**	**1:44.187**	1.069	0.087	160.8
14	**3**	RACE / BMW Team Teo Martín	ESP	Lourenço Beirão da Veiga	PRT	Silver	**Juan Cruz Álvarez**	ARG	Silver	BMW M6 GT3	PRO	8	12	**9**	**1:44.231**	1.113	0.044	160.7
15	**52**	Luzich Racing	USA	Marco Cioci	ITA	Gold	**Matt Griffin**	IRL	Gold	Ferrari 488 GT3	PRO	9	12	**9**	**1:44.424**	1.306	0.193	160.4
16	**90**	Target Racing	ITA	**Alberto Di Folco**	ITA	Silver	Adrian Zaugg	CHE	Silver	Lamborghini Huracan GT3	PRO	10	15	**12**	**1:44.465**	1.347	0.041	160.4
17	**77**	Olimp Racing	POL	Mateusz Lisowski	POL	Bronze			Silver	Audi R8 LMS	PRO	11	13	**12**	**1:44.555**	1.437	0.090	160.2
18	**6**	Vincenzo Sospiri Racing	ITA	**Kang Ling**	CHN	Silver	Philip Keen	GBR	Gold	Lamborghini Huracan GT3	PRO	12	14	**13**	**1:44.577**	1.459	0.022	160.2
19	**66**	Vincenzo Sospiri Racing	ITA	**Giulio Borlenghi**	BRA	Bronze	Andrzej Lewandowski	POL	Bronze	Lamborghini Huracan GT3	AM	3	8	**4**	**1:44.714**	1.596	0.137	160.0
20	**84**	Winward Racing / HTP	USA	**Russell Ward**	USA	Silver	Indy Dontje	NLD	Silver	Mercedes AMG GT3	PRO	13	11	**10**	**1:44.746**	1.628	0.032	159.9
21	**333**	Rinaldi Racing	DEU	**Rinat Salikhov**	RUS	Bronze	David Perel	ZAF	Silver	Ferrari 488 GT3	PROAM	5	11	**8**	**1:44.760**	1.642	0.014	159.9
22	**91**	Target Racing	ITA	Stefano Costantini	ITA	Bronze				Lamborghini Huracan GT3	AM	4	16	**15**	**1:44.838**	1.720	0.078	159.8
23	**20**	SPS Automotive Performance	DEU	**Valentin Pierburg**	DEU	Bronze	Tom Onslow-Cole	GBR	Gold	Mercedes AMG GT3	PROAM	6	13	**10**	**1:44.839**	1.721	0.001	159.8
24	**16**	Drivex School	ESP	**Marcelo Hahn**	BRA	Bronze	Allam Khodair	BRA	Gold	Mercedes AMG GT3	PROAM	7	13	**11**	**1:44.883**	1.765	0.044	159.7
25	**27**	Daiko Lazarus Racing	ITA	Fabrizio Crestani	ITA	Silver	**Miguel Ramos**	PRT	Bronze	Lamborghini Huracan GT3	PROAM	8	11	**8**	**1:44.902**	1.784	0.019	159.7
26	**96**	Optimum Motorsport	GBR	Bradley Ellis	GBR	Silver	**Oliver Wilkinson**	GBR	Bronze	Audi R8 LMS	PROAM	9	15	**13**	**1:44.930**	1.812	0.028	159.7
27	**28**	Daiko Lazarus Racing	ITA	Toby Sowery	GBR	Silver	**Giuseppe Cipriani**	ITA	Bronze	Lamborghini Huracan GT3	PROAM	10	14	**10**	**1:46.470**	3.352	1.540	157.3
28	**33**	Rinaldi Racing	DEU	**Christian Hook**	DEU	Bronze	Dominik Schwager	DEU	Gold	Ferrari 488 GT3	PROAM	11	14	**12**	**1:46.539**	3.421	0.069	157.2
29	**99**	Sports and You	PRT	Manuel Da Costa	PRT	Bronze	**Miguel Sardinha**	PRT	Bronze	Mercedes AMG GT3	AM	5	10	**7**	**1:47.645**	4.527	1.106	155.6
30	**5**	Olimp Racing	POL	**Stanislaw Jedlinski**	POL	Bronze	Malgorzata Rdest	POL	Bronze	Audi R8 LMS	AM	6	13	**7**	**1:52.208**	9.090	4.563	149.3

CAR 11 TIME1:49.540 DISALLOWED TRACK LIMITS
CAR 91 TIME1:46.425 DISALLOWED TRACK LIMITS AT T 3

Published at:.....

Track Temp: **15.6 °C** Air Temp: **16.8 °C** Humidity: **85 %** Track Status: **DRY**

Stewards:	**Race Director:**	**Timekeeper:**

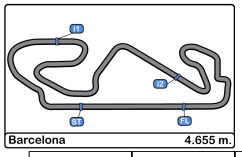

Circuito de Barcelona
International GT Open
Race - 2
Starting Grid

29	**99**	Miguel Sardinha	1:47.645	.15.	30	**5**	Stanislaw Jedlinski	1:52.208
27	**28**	Giuseppe Cipriani	1:46.470	.14.	28	**33**	Christian Hook	1:46.539
25	**27**	Miguel Ramos	1:44.902	.13.	26	**96**	Oliver Wilkinson	1:44.930
23	**20**	Valentin Pierburg	1:44.839	.12.	24	**16**	Marcelo Hahn	1:44.883
21	**333**	Rinat Salikhov	1:44.760	.11.	22	**91**	Stefano Costantini	1:44.838
19	**66**	Giulio Borlenghi	1:44.714	.10.	20	**84**	Russell Ward	1:44.746
17	**77**	Mateusz Lisowski	1:44.555	.9.	18	**6**	Kang Ling	1:44.577
15	**52**	Matt Griffin	1:44.424	.8.	16	**90**	Alberto Di Folco	1:44.465
13	**111**	Phillippe Denes	1:44.187	.7.	14	**3**	Juan Cruz Álvarez	1:44.231
11	**17**	Mikkel Jensen	1:44.021	.6.	12	**71**	Michele Rugolo	1:44.100
9	**12**	Andrea Rizzoli	1:43.786	.5.	10	**11**	Daniele Di Amato	1:43.954
7	**19**	Raffaele Giammaria	1:43.498	.4.	8	**25**	Riccardo Agostini	1:43.522
5	**36**	Lucas Auer	1:43.427	.3.	6	**72**	Thomas Jäger	1:43.446
3	**7**	Márcio Basso	1:43.276	.2.	4	**51**	Alessandro Pier Guidi	1:43.425
1	**47**	Fran Rueda	1:43.118	.1.	2	**63**	Giovanni Venturini	1:43.205

Pole

Published at:.....

Stewards:

Timekeeper:

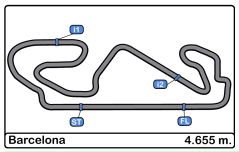

Circuito de Barcelona

International GT Open

Race - 2

Provisional Results

Cls	Nº	Entrant/Team	Nat	Driver 1	Nat	Status	Driver 2	Nat	Status	Vehicle	Cat	Cl	Laps	Total Time	Gap	Interval	Km/h	Best	Time	Km/h
1	**25**	Imperiale Racing	ITA	**Riccardo Agostini**	ITA	Gold	Rik Breukers	NLD	Silver	Lamborghini Huracan GT3	PRO	1	33	**1:00:48.297**			151.5	17	1:45.316	159.1
2	**51**	Luzich Racing	USA	**Alessandro Pier Guidi**	ITA	Platinum	Mikkel Mac	DNK	Gold	Ferrari 488 GT3	PRO	2	33	**1:00:53.580**	5.283	5.283	151.3	19	1:45.836	158.3
3	**36**	Drivex School	ESP	Christian Hahn	BRA	Bronze	**Lucas Auer**	AUT	Gold	Mercedes AMG GT3	PROAM	1	33	**1:01:10.069**	21.772	16.489	150.6	9	1:46.142	157.8
4	**47**	RACE / BMW Team Teo Martín	ESP	**Fran Rueda**	ESP	Silver	Andrés Saravia	GTM	Silver	BMW M6 GT3	PRO	3	33	**1:01:10.722**	22.425	0.653	150.6	11	1:46.074	157.9
5	**17**	Senkyr Motorsport	CZE	Richard Gonda	SVK	Silver	**Mikkel Jensen**	DNK	Silver	BMW M6 GT3	PRO	4	33	**1:01:20.422**	32.125	9.700	150.2	33	1:46.175	157.8
6	**96**	Optimum Motorsport	GBR	Bradley Ellis	GBR	Silver	**Oliver Wilkinson**	GBR	Bronze	Audi R8 LMS	PROAM	2	33	**1:01:21.724**	33.427	1.302	150.2	16	1:46.053	158.0
7	**6**	Vincenzo Sospiri Racing	ITA	**Kang Ling**	CHN	Silver	Philip Keen	GBR	Gold	Lamborghini Huracan GT3	PRO	5	33	**1:01:22.096**	33.799	0.372	150.1	17	1:45.878	158.2
8	**20**	SPS Automotive Performance	DEU	**Valentin Pierburg**	DEU	Bronze	Tom Onslow-Cole	GBR	Gold	Mercedes AMG GT3	PROAM	3	33	**1:01:22.845**	34.548	0.749	150.1	18	1:45.488	158.8
9	**52**	Luzich Racing	USA	Marco Cioci	ITA	Gold	**Matt Griffin**	IRL	Gold	Ferrari 488 GT3	PRO	6	33	**1:01:26.443**	38.146	3.598	150.0	16	1:46.134	157.8
10	**33**	Rinaldi Racing	DEU	**Christian Hook**	DEU	Bronze	Dominik Schwager	DEU	Gold	Ferrari 488 GT3	PROAM	4	33	**1:01:39.076**	50.779	12.633	149.5	28	1:46.018	158.0
11	**27**	Daiko Lazarus Racing	ITA	Fabrizio Crestani	ITA	Silver	**Miguel Ramos**	PRT	Bronze	Lamborghini Huracan GT3	PROAM	5	33	**1:01:40.024**	51.727	0.948	149.4	16	1:46.165	157.8
12	**16**	Drivex School	ESP	**Marcelo Hahn**	BRA	Bronze	Allam Khodair	BRA	Gold	Mercedes AMG GT3	PROAM	6	33	**1:01:41.608**	53.311	1.584	149.3	17	1:46.091	157.9
13	**333**	Rinaldi Racing	DEU	**Rinat Salikhov**	RUS	Bronze	David Perel	ZAF	Silver	Ferrari 488 GT3	PROAM	7	33	**1:01:41.984**	53.687	0.376	149.3	19	1:45.671	158.5
14	**84**	Winward Racing / HTP Motorsport	USA	**Russell Ward**	USA	Silver	Indy Dontje	NLD	Silver	Mercedes AMG GT3	PRO	7	33	**1:01:42.088**	53.791	0.104	149.3	17	1:45.470	158.8
15	**28**	Daiko Lazarus Racing	ITA	Toby Sowery	GBR	Silver	**Giuseppe Cipriani**	ITA	Bronze	Lamborghini Huracan GT3	PROAM	8	33	**1:01:46.246**	57.949	4.158	149.2	19	1:45.999	158.0
16	**11**	RS Racing	ITA	**Daniele Di Amato**	ITA	Silver	Andrea Montermini	ITA	Gold	Ferrari 488 GT3	PRO	8	33	**1:01:47.586**	59.289	1.340	149.1	13	1:46.836	156.8
17	**63**	Imperiale Racing	ITA	**Giovanni Venturini**	ITA	Gold	Jeroen Mul	NLD	Silver	Lamborghini Huracan GT3	PRO	9	33	**1:01:47.790**	59.493	0.204	149.1	8	1:45.469	158.8
18	**91**	Target Racing	ITA	Stefano Costantini	ITA	Bronze				Lamborghini Huracan GT3	AM	1	33	**1:02:00.042**	1:11.745	12.252	148.6	28	1:46.628	157.1
19	**66**	Vincenzo Sospiri Racing	ITA	**Giulio Borlenghi**	BRA	Bronze	Andrzej Lewandowski	POL	Bronze	Lamborghini Huracan GT3	AM	2	33	**1:02:00.647**	1:12.350	0.605	148.6	9	1:46.658	157.1
20	**77**	Olimp Racing	POL	Mateusz Lisowski	POL	Bronze			Silver	Audi R8 LMS	PRO	10	33	**1:02:07.548**	1:19.251	6.901	148.3	22	1:45.762	158.4
21	**111**	Porteiro Motorsport	ESP	Charles Finelli	USA	Bronze	**Phillippe Denes**	USA	Bronze	Mercedes AMG GT3	AM	3	33	**1:02:16.574**	1:28.277	9.026	148.0	13	1:46.687	157.0
22	**99**	Sports and You	PRT	Manuel Da Costa	PRT	Bronze	**Miguel Sardinha**	PRT	Bronze	Mercedes AMG GT3	AM	4	33	**1:02:29.172**	1:40.875	12.598	147.5	27	1:47.394	156.0
23	**19**	Imperiale Racing	ITA	Jiatong Liang	CHN	Bronze	**Raffaele Giammaria**	ITA	Gold	Lamborghini Huracan GT3	PROAM	9	32	**1:00:14.252**	1 Lap	1 Lap	148.3	10	1:46.321	157.6
24	**71**	Luzich Racing	USA	Alexander West	SWE	Bronze	**Michele Rugolo**	ITA	Gold	Ferrari 488 GT3	PROAM	10	32	**1:00:45.212**	1 Lap	30.960	147.1	14	1:46.472	157.3
25	**5**	Olimp Racing	POL	**Stanislaw Jedlinski**	POL	Bronze	Malgorzata Rdest	POL	Bronze	Audi R8 LMS	AM	5	31	**1:00:50.088**	2 Laps	1 Lap	142.3	29	1:46.699	157.0
26	**90**	Target Racing	ITA	**Alberto Di Folco**	ITA	Silver	Adrian Zaugg	CHE	Silver	Lamborghini Huracan GT3	PRO	11	28	**52:39.629**	5 Laps	3 Laps	148.5	16	1:46.201	157.7
	Not classified: (Requirements: 75% of number laps of leader = 25 Laps)																			
	72	Lechner Racing	AUT	Mario Plachutta	AUT	Bronze	**Thomas Jäger**	DEU	Gold	Mercedes AMG GT3	PROAM	11	24	**45:21.551**	9 Laps	4 Laps	147.7	10	1:46.261	157.7
	3	RACE / BMW Team Teo Martín	ESP	Lourenço Beirão da Veiga	PRT	Silver	**Juan Cruz Álvarez**	ARG	Silver	BMW M6 GT3	PRO	12	19	**37:08.013**	14 Laps	5 Laps	142.9	8	1:46.839	156.8
	12	Ombra Racing	ITA	**Andrea Rizzoli**	ITA	Silver	Damiano Fioravanti	ITA	Silver	Lamborghini Huracan GT3	PRO	13	18	**34:33.480**	15 Laps	1 Lap	145.4	16	1:46.060	158.0
	7	RACE / BMW Team Teo Martín	ESP	Márcio Basso	BRA	Bronze				BMW M6 GT3	AM	6	1	**1:59.419**	32 Laps	17 Laps	140.3	1	1:59.419	140.3

Fastest lap Agostini - Breukers in 1:45.316 at 159.1 Km/h in lap 17

2 SEC TIME PENALTY ADDED TO RACE TIME CAR 11 LESS TIME IN HANDICAP
2 SEC TIME PENALTY ADDED TO RACE TIME CAR 19 LESS TIME IN HANDICAP
1 SEC TIME PENALTY ADDED TO RACE TIME CAR 63 LESS TIME IN HANDICAP

Published at:.....

Track Temp: **32.1 °C** Air Temp: **25.4 °C** Humidity: **55 %** Track Status: **DRY**

Stewards:	**Race Director:**	**Timekeeper:**

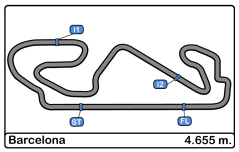

Circuito de Barcelona

International GT Open

Race - 2

Provisional Results by Class

Cls	Nº	Entrant/Team	Nat	Driver 1	Nat	Status	Driver 2	Nat	Status	Vehicle	Cat	Cl	Laps	Total Time	Gap	Interval	Km/h	Best	Time	Km/h
		PRO																		
1	**25**	Imperiale Racing	ITA	**Riccardo Agostini**	ITA	Gold	Rik Breukers	NLD	Silver	Lamborghini Huracan GT3	PRO	1	33	**1:00:48.297**			151.5	17	1:45.316	159.1
2	**51**	Luzich Racing	USA	**Alessandro Pier Guidi**	ITA	Platinum	Mikkel Mac	DNK	Gold	Ferrari 488 GT3	PRO	2	33	**1:00:53.580**	5.283	5.283	151.3	19	1:45.836	158.3
3	**47**	RACE / BMW Team Teo Martín	ESP	**Fran Rueda**	ESP	Silver	Andrés Saravia	GTM	Silver	BMW M6 GT3	PRO	3	33	**1:01:10.722**	22.425	17.142	150.6	11	1:46.074	157.9
4	**17**	Senkyr Motorsport	CZE	Richard Gonda	SVK	Silver	**Mikkel Jensen**	DNK	Silver	BMW M6 GT3	PRO	4	33	**1:01:20.422**	32.125	9.700	150.2	33	1:46.175	157.8
5	**6**	Vincenzo Sospiri Racing	ITA	**Kang Ling**	CHN	Silver	Philip Keen	GBR	Gold	Lamborghini Huracan GT3	PRO	5	33	**1:01:22.096**	33.799	1.674	150.1	17	1:45.878	158.2
6	**52**	Luzich Racing	USA	Marco Cioci	ITA	Gold	**Matt Griffin**	IRL	Gold	Ferrari 488 GT3	PRO	6	33	**1:01:26.443**	38.146	4.347	150.0	16	1:46.134	157.8
7	**84**	Winward Racing / HTP Motorsport	USA	**Russell Ward**	USA	Silver	Indy Dontje	NLD	Silver	Mercedes AMG GT3	PRO	7	33	**1:01:42.088**	53.791	15.645	149.3	17	1:45.470	158.8
8	**11**	RS Racing	ITA	**Daniele Di Amato**	ITA	Silver	Andrea Montermini	ITA	Gold	Ferrari 488 GT3	PRO	8	33	**1:01:47.586**	59.289	5.498	149.1	13	1:46.836	156.8
9	**63**	Imperiale Racing	ITA	**Giovanni Venturini**	ITA	Gold	Jeroen Mul	NLD	Silver	Lamborghini Huracan GT3	PRO	9	33	**1:01:47.790**	59.493	0.204	149.1	8	1:45.469	158.8
10	**77**	Olimp Racing	POL	Mateusz Lisowski	POL	Bronze			Silver	Audi R8 LMS	PRO	10	33	**1:02:07.548**	1:19.251	19.758	148.3	22	1:45.762	158.4
11	**90**	Target Racing	ITA	**Alberto Di Folco**	ITA	Silver	Adrian Zaugg	CHE	Silver	Lamborghini Huracan GT3	PRO	11	28	**52:39.629**	5 Laps	5 Laps	148.5	16	1:46.201	157.7
	Not classified: (Requirements: 75% of number laps of leader = 25 Laps)																			
	3	RACE / BMW Team Teo Martín	ESP	Lourenço Beirão da Veiga	PRT	Silver	**Juan Cruz Álvarez**	ARG	Silver	BMW M6 GT3	PRO	12	19	**37:08.013**	14 Laps	9 Laps	142.9	8	1:46.839	156.8
	12	Ombra Racing	ITA	**Andrea Rizzoli**	ITA	Silver	Damiano Fioravanti	ITA	Silver	Lamborghini Huracan GT3	PRO	13	18	**34:33.480**	15 Laps	1 Lap	145.4	16	1:46.060	158.0
		PROAM																		
1	**36**	Drivex School	ESP	Christian Hahn	BRA	Bronze	**Lucas Auer**	AUT	Gold	Mercedes AMG GT3	PROAM	1	33	**1:01:10.069**			150.6	9	1:46.142	157.8
2	**96**	Optimum Motorsport	GBR	Bradley Ellis	GBR	Silver	**Oliver Wilkinson**	GBR	Bronze	Audi R8 LMS	PROAM	2	33	**1:01:21.724**	33.427	11.655	150.2	16	1:46.053	158.0
3	**20**	SPS Automotive Performance	DEU	**Valentin Pierburg**	DEU	Bronze	Tom Onslow-Cole	GBR	Gold	Mercedes AMG GT3	PROAM	3	33	**1:01:22.845**	34.548	1.121	150.1	18	1:45.488	158.8
4	**33**	Rinaldi Racing	DEU	**Christian Hook**	DEU	Bronze	Dominik Schwager	DEU	Gold	Ferrari 488 GT3	PROAM	4	33	**1:01:39.076**	50.779	16.231	149.5	28	1:46.018	158.0
5	**27**	Daiko Lazarus Racing	ITA	Fabrizio Crestani	ITA	Silver	**Miguel Ramos**	PRT	Bronze	Lamborghini Huracan GT3	PROAM	5	33	**1:01:40.024**	51.727	0.948	149.4	16	1:46.165	157.8
6	**16**	Drivex School	ESP	**Marcelo Hahn**	BRA	Bronze	Allam Khodair	BRA	Gold	Mercedes AMG GT3	PROAM	6	33	**1:01:41.608**	53.311	1.584	149.3	17	1:46.091	157.9
7	**333**	Rinaldi Racing	DEU	**Rinat Salikhov**	RUS	Bronze	David Perel	ZAF	Silver	Ferrari 488 GT3	PROAM	7	33	**1:01:41.984**	53.687	0.376	149.3	19	1:45.671	158.5
8	**28**	Daiko Lazarus Racing	ITA	Toby Sowery	GBR	Silver	**Giuseppe Cipriani**	ITA	Bronze	Lamborghini Huracan GT3	PROAM	8	33	**1:01:46.246**	57.949	4.262	149.2	19	1:45.999	158.0
9	**19**	Imperiale Racing	ITA	Jiatong Liang	CHN	Bronze	**Raffaele Giammaria**	ITA	Gold	Lamborghini Huracan GT3	PROAM	9	32	**1:00:14.252**	1 Lap	1 Lap	148.3	10	1:46.321	157.6
10	**71**	Luzich Racing	USA	Alexander West	SWE	Bronze	**Michele Rugolo**	ITA	Gold	Ferrari 488 GT3	PROAM	10	32	**1:00:45.212**	1 Lap	30.960	147.1	14	1:46.472	157.3
	Not classified: (Requirements: 75% of number laps of leader = 25 Laps)																			
	72	Lechner Racing	AUT	Mario Plachutta	AUT	Bronze	**Thomas Jäger**	DEU	Gold	Mercedes AMG GT3	PROAM	11	24	**45:21.551**	9 Laps	8 Laps	147.7	10	1:46.261	157.7
		AM																		
1	**91**	Target Racing	ITA	Stefano Costantini	ITA	Bronze				Lamborghini Huracan GT3	AM	1	33	**1:02:00.042**			148.6	28	1:46.628	157.1
2	**66**	Vincenzo Sospiri Racing	ITA	**Giulio Borlenghi**	BRA	Bronze	Andrzej Lewandowski	POL	Bronze	Lamborghini Huracan GT3	AM	2	33	**1:02:00.647**	1:12.350	0.605	148.6	9	1:46.658	157.1
3	**111**	Porteiro Motorsport	ESP	Charles Finelli	USA	Bronze	**Phillippe Denes**	USA	Bronze	Mercedes AMG GT3	AM	3	33	**1:02:16.574**	1:28.277	15.927	148.0	13	1:46.687	157.0
4	**99**	Sports and You	PRT	Manuel Da Costa	PRT	Bronze	**Miguel Sardinha**	PRT	Bronze	Mercedes AMG GT3	AM	4	33	**1:02:29.172**	1:40.875	12.598	147.5	27	1:47.394	156.0
5	**5**	Olimp Racing	POL	**Stanislaw Jedlinski**	POL	Bronze	Malgorzata Rdest	POL	Bronze	Audi R8 LMS	AM	5	31	**1:00:50.088**	2 Laps	2 Laps	142.3	29	1:46.699	157.0
	Not classified: (Requirements: 75% of number laps of leader = 25 Laps)																			

Published at:.....

Track Temp: **32.1 °C** Air Temp: **25.4 °C** Humidity: **55 %** Track Status: **DRY**

Stewards:	**Race Director:**	**Timekeeper:**

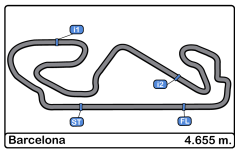

Circuito de Barcelona

International GT Open

Race - 2

Provisional Results by Class

Cls	Nº	Entrant/Team	Nat	Driver 1	Nat	Status	Driver 2	Nat	Status	Vehicle	Cat	Cl	Laps	Total Time	Gap	Interval	Km/h	Best	Time	Km/h
	7	RACE / BMW Team Teo Martín	ESP	Márcio Basso	BRA	Bronze				BMW M6 GT3	AM	6	1	**1:59.419**	32 Laps	30 Laps	140.3	1	1:59.419	140.3

Fastest lap Agostini - Breukers in 1:45.316 at 159.1 Km/h in lap 17

Published at:.....

Track Temp: **32.1 °C** Air Temp: **25.4 °C** Humidity: **55 %** Track Status: **WET**

Stewards:	**Race Director:**	**Timekeeper:**

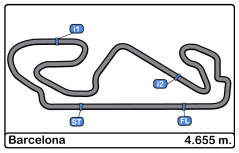

Circuito de Barcelona

International GT Open

Race - 2

Provisional Classification by Driver Fastest Lap

Cl	Nº	Entrant/Team	Nat	Vehicle	Driver	Nat	Status	Cat	Cl	Laps	Best	Time	Gap	Interval	Km/h
1	**25**	Imperiale Racing	ITA	Lamborghini Huracan GT3	Rik Breukers	NLD	Silver	PRO	1	20	**4**	**1:45.316**			159.1
2	**63**	Imperiale Racing	ITA	Lamborghini Huracan GT3	Giovanni Venturini	ITA	Gold	PRO	2	19	**8**	**1:45.469**	0.153	0.153	158.8
3	**84**	Winward Racing / HTP Motorsp	USA	Mercedes AMG GT3	Indy Dontje	NLD	Silver	PRO	3	19	**3**	**1:45.470**	0.154	0.001	158.8
4	**20**	SPS Automotive Performance	DEU	Mercedes AMG GT3	Tom Onslow-Cole	GBR	Gold	PROAM	1	20	**5**	**1:45.488**	0.172	0.018	158.8
5	**333**	Rinaldi Racing	DEU	Ferrari 488 GT3	David Perel	ZAF	Silver	PROAM	2	18	**4**	**1:45.671**	0.355	0.183	158.5
6	**77**	Olimp Racing	POL	Audi R8 LMS	Mateusz Lisowski	POL	Bronze	PRO	4	13	**2**	**1:45.762**	0.446	0.091	158.4
7	**77**	Olimp Racing	POL	Audi R8 LMS	Mateusz Lisowski	POL	Bronze	PRO	5	20	**9**	**1:45.823**	0.507	0.061	158.3
8	**51**	Luzich Racing	USA	Ferrari 488 GT3	Mikkel Mac	DNK	Gold	PRO	6	19	**5**	**1:45.836**	0.520	0.013	158.3
9	**6**	Vincenzo Sospiri Racing	ITA	Lamborghini Huracan GT3	Philip Keen	GBR	Gold	PRO	7	19	**3**	**1:45.878**	0.562	0.042	158.2
10	**28**	Daiko Lazarus Racing	ITA	Lamborghini Huracan GT3	Toby Sowery	GBR	Silver	PROAM	3	18	**4**	**1:45.999**	0.683	0.121	158.0
11	**33**	Rinaldi Racing	DEU	Ferrari 488 GT3	Dominik Schwager	DEU	Gold	PROAM	4	20	**15**	**1:46.018**	0.702	0.019	158.0
12	**51**	Luzich Racing	USA	Ferrari 488 GT3	Alessandro Pier Guidi	ITA	Platinum	PRO	8	14	**11**	**1:46.051**	0.735	0.033	158.0
13	**96**	Optimum Motorsport	GBR	Audi R8 LMS	Bradley Ellis	GBR	Silver	PROAM	5	20	**3**	**1:46.053**	0.737	0.002	158.0
14	**12**	Ombra Racing	ITA	Lamborghini Huracan GT3	Damiano Fioravanti	ITA	Silver	PRO	9	5	**3**	**1:46.060**	0.744	0.007	158.0
15	**47**	RACE / BMW Team Teo Martín	ESP	BMW M6 GT3	Fran Rueda	ESP	Silver	PRO	10	13	**11**	**1:46.074**	0.758	0.014	157.9
16	**16**	Drivex School	ESP	Mercedes AMG GT3	Allam Khodair	BRA	Gold	PROAM	6	20	**4**	**1:46.091**	0.775	0.017	157.9
17	**52**	Luzich Racing	USA	Ferrari 488 GT3	Marco Cioci	ITA	Gold	PRO	11	20	**3**	**1:46.134**	0.818	0.043	157.8
18	**36**	Drivex School	ESP	Mercedes AMG GT3	Lucas Auer	AUT	Gold	PROAM	7	18	**9**	**1:46.142**	0.826	0.008	157.8
19	**27**	Daiko Lazarus Racing	ITA	Lamborghini Huracan GT3	Fabrizio Crestani	ITA	Silver	PROAM	8	20	**3**	**1:46.165**	0.849	0.023	157.8
20	**63**	Imperiale Racing	ITA	Lamborghini Huracan GT3	Jeroen Mul	NLD	Silver	PRO	12	14	**7**	**1:46.170**	0.854	0.005	157.8
21	**17**	Senkyr Motorsport	CZE	BMW M6 GT3	Richard Gonda	SVK	Silver	PRO	13	16	**16**	**1:46.175**	0.859	0.005	157.8
22	**90**	Target Racing	ITA	Lamborghini Huracan GT3	Adrian Zaugg	CHE	Silver	PRO	14	15	**3**	**1:46.201**	0.885	0.026	157.7
23	**25**	Imperiale Racing	ITA	Lamborghini Huracan GT3	Riccardo Agostini	ITA	Gold	PRO	15	13	**10**	**1:46.250**	0.934	0.049	157.7
24	**72**	Lechner Racing	AUT	Mercedes AMG GT3	Thomas Jäger	DEU	Gold	PROAM	9	19	**10**	**1:46.261**	0.945	0.011	157.7
25	**19**	Imperiale Racing	ITA	Lamborghini Huracan GT3	Raffaele Giammaria	ITA	Gold	PROAM	10	17	**10**	**1:46.321**	1.005	0.060	157.6
26	**36**	Drivex School	ESP	Mercedes AMG GT3	Christian Hahn	BRA	Bronze	PROAM	11	15	**3**	**1:46.382**	1.066	0.061	157.5
27	**12**	Ombra Racing	ITA	Lamborghini Huracan GT3	Andrea Rizzoli	ITA	Silver	PRO	16	13	**7**	**1:46.392**	1.076	0.010	157.5
28	**17**	Senkyr Motorsport	CZE	BMW M6 GT3	Mikkel Jensen	DNK	Silver	PRO	17	17	**13**	**1:46.397**	1.081	0.005	157.5
29	**47**	RACE / BMW Team Teo Martín	ESP	BMW M6 GT3	Andrés Saravia	GTM	Silver	PRO	18	20	**3**	**1:46.428**	1.112	0.031	157.4
30	**71**	Luzich Racing	USA	Ferrari 488 GT3	Michele Rugolo	ITA	Gold	PROAM	12	19	**14**	**1:46.472**	1.156	0.044	157.3
31	**91**	Target Racing	ITA	Lamborghini Huracan GT3	Stefano Costantini	ITA	Bronze	AM	1	19	**14**	**1:46.628**	1.312	0.156	157.1
32	**6**	Vincenzo Sospiri Racing	ITA	Lamborghini Huracan GT3	Kang Ling	CHN	Silver	PRO	19	14	**8**	**1:46.634**	1.318	0.006	157.1
33	**66**	Vincenzo Sospiri Racing	ITA	Lamborghini Huracan GT3	Giulio Borlenghi	BRA	Bronze	AM	2	15	**9**	**1:46.658**	1.342	0.024	157.1
34	**111**	Porteiro Motorsport	ESP	Mercedes AMG GT3	Phillippe Denes	USA	Bronze	AM	3	19	**13**	**1:46.687**	1.371	0.029	157.0
35	**5**	Olimp Racing	POL	Audi R8 LMS	Malgorzata Rdest	POL	Bronze	AM	4	16	**14**	**1:46.699**	1.383	0.012	157.0
36	**333**	Rinaldi Racing	DEU	Ferrari 488 GT3	Rinat Salikhov	RUS	Bronze	PROAM	13	15	**9**	**1:46.704**	1.388	0.005	157.0
37	**90**	Target Racing	ITA	Lamborghini Huracan GT3	Alberto Di Folco	ITA	Silver	PRO	20	13	**11**	**1:46.730**	1.414	0.026	157.0
38	**19**	Imperiale Racing	ITA	Lamborghini Huracan GT3	Jiatong Liang	CHN	Bronze	PROAM	14	15	**12**	**1:46.827**	1.511	0.097	156.8
39	**11**	RS Racing	ITA	Ferrari 488 GT3	Daniele Di Amato	ITA	Silver	PRO	21	16	**13**	**1:46.836**	1.520	0.009	156.8
40	**3**	RACE / BMW Team Teo Martín	ESP	BMW M6 GT3	Juan Cruz Álvarez	ARG	Silver	PRO	22	16	**8**	**1:46.839**	1.523	0.003	156.8
41	**11**	RS Racing	ITA	Ferrari 488 GT3	Andrea Montermini	ITA	Gold	PRO	23	17	**7**	**1:46.850**	1.534	0.011	156.8
42	**3**	RACE / BMW Team Teo Martín	ESP	BMW M6 GT3	Lourenço Beirão da V	PRT	Silver	PRO	24	3	**2**	**1:46.879**	1.563	0.029	156.7
43	**52**	Luzich Racing	USA	Ferrari 488 GT3	Matt Griffin	IRL	Gold	PRO	25	13	**6**	**1:46.965**	1.649	0.086	156.6
44	**66**	Vincenzo Sospiri Racing	ITA	Lamborghini Huracan GT3	Andrzej Lewandowski	POL	Bronze	AM	5	18	**16**	**1:46.966**	1.650	0.001	156.6
45	**20**	SPS Automotive Performance	DEU	Mercedes AMG GT3	Valentin Pierburg	DEU	Bronze	PROAM	15	13	**12**	**1:47.320**	2.004	0.354	156.1
46	**27**	Daiko Lazarus Racing	ITA	Lamborghini Huracan GT3	Miguel Ramos	PRT	Bronze	PROAM	16	13	**10**	**1:47.345**	2.029	0.025	156.1
47	**99**	Sports and You	PRT	Mercedes AMG GT3	Manuel Da Costa	PRT	Bronze	AM	6	20	**14**	**1:47.394**	2.078	0.049	156.0
48	**96**	Optimum Motorsport	GBR	Audi R8 LMS	Oliver Wilkinson	GBR	Bronze	PROAM	17	13	**12**	**1:47.413**	2.097	0.019	156.0
49	**91**	Target Racing	ITA	Lamborghini Huracan GT3	Stefano Costantini	ITA	Bronze	AM	7	14	**11**	**1:47.523**	2.207	0.110	155.8
50	**71**	Luzich Racing	USA	Ferrari 488 GT3	Alexander West	SW	Bronze	PROAM	18	13	**10**	**1:47.802**	2.486	0.279	155.4
51	**84**	Winward Racing / HTP Motorsp	USA	Mercedes AMG GT3	Russell Ward	USA	Silver	PRO	26	14	**8**	**1:48.268**	2.952	0.466	154.7
52	**33**	Rinaldi Racing	DEU	Ferrari 488 GT3	Christian Hook	DEU	Bronze	PROAM	19	13	**12**	**1:48.322**	3.006	0.054	154.7
53	**28**	Daiko Lazarus Racing	ITA	Lamborghini Huracan GT3	Giuseppe Cipriani	ITA	Bronze	PROAM	20	15	**8**	**1:48.343**	3.027	0.021	154.6
54	**16**	Drivex School	ESP	Mercedes AMG GT3	Marcelo Hahn	BRA	Bronze	PROAM	21	13	**9**	**1:48.433**	3.117	0.090	154.5
55	**99**	Sports and You	PRT	Mercedes AMG GT3	Miguel Sardinha	PRT	Bronze	AM	8	13	**12**	**1:48.601**	3.285	0.168	154.3
56	**72**	Lechner Racing	AUT	Mercedes AMG GT3	Mario Plachutta	AUT	Bronze	PROAM	22	5	**4**	**1:48.978**	3.662	0.377	153.7
57	**111**	Porteiro Motorsport	ESP	Mercedes AMG GT3	Charles Finelli	USA	Bronze	AM	9	14	**12**	**1:49.164**	3.848	0.186	153.5
58	**5**	Olimp Racing	POL	Audi R8 LMS	Stanislaw Jedlinski	POL	Bronze	AM	10	15	**7**	**1:54.750**	9.434	5.586	146.0
59	**7**	RACE / BMW Team Teo Martín	ESP	BMW M6 GT3	Márcio Basso	BRA	Bronze	AM	11	1	**1**	**1:59.419**	14.103	4.669	140.3

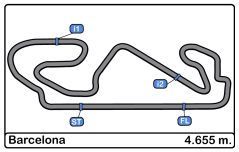

Circuito de Barcelona

International GT Open

Race - 2

Distance and Speed Average

Cls	Nº	Entrant/Team	Nat	Driver 1	Nat	Status	Driver 2	Nat	Status	Vehicle	Cat	Cls	Laps	Distance	Total Time	Km/h
1	**25**	Imperiale Racing	ITA	**Riccardo Agostini**	ITA	Gold	Rik Breukers	NLD	Silver	Lamborghini Huracan GT3	PRO	1	33	**153.61**	**1:00:48.297**	151.5
2	**51**	Luzich Racing	USA	**Alessandro Pier Guidi**	ITA	Platinum	Mikkel Mac	DNK	Gold	Ferrari 488 GT3	PRO	2	33	**153.61**	**1:00:53.580**	151.3
3	**36**	Drivex School	ESP	Christian Hahn	BRA	Bronze	**Lucas Auer**	AUT	Gold	Mercedes AMG GT3	PROAM	1	33	**153.61**	**1:01:10.069**	150.6
4	**47**	RACE / BMW Team Teo Martín	ESP	**Fran Rueda**	ESP	Silver	Andrés Saravia	GTM	Silver	BMW M6 GT3	PRO	3	33	**153.61**	**1:01:10.722**	150.6
5	**17**	Senkyr Motorsport	CZE	Richard Gonda	SVK	Silver	**Mikkel Jensen**	DNK	Silver	BMW M6 GT3	PRO	4	33	**153.61**	**1:01:20.422**	150.2
6	**96**	Optimum Motorsport	GBR	Bradley Ellis	GBR	Silver	**Oliver Wilkinson**	GBR	Bronze	Audi R8 LMS	PROAM	2	33	**153.61**	**1:01:21.724**	150.2
7	**6**	Vincenzo Sospiri Racing	ITA	**Kang Ling**	CHN	Silver	Philip Keen	GBR	Gold	Lamborghini Huracan GT3	PRO	5	33	**153.61**	**1:01:22.096**	150.1
8	**20**	SPS Automotive Performance	DEU	**Valentin Pierburg**	DEU	Bronze	Tom Onslow-Cole	GBR	Gold	Mercedes AMG GT3	PROAM	3	33	**153.61**	**1:01:22.845**	150.1
9	**52**	Luzich Racing	USA	Marco Cioci	ITA	Gold	**Matt Griffin**	IRL	Gold	Ferrari 488 GT3	PRO	6	33	**153.61**	**1:01:26.443**	150.0
10	**33**	Rinaldi Racing	DEU	**Christian Hook**	DEU	Bronze	Dominik Schwager	DEU	Gold	Ferrari 488 GT3	PROAM	4	33	**153.61**	**1:01:39.076**	149.5
11	**27**	Daiko Lazarus Racing	ITA	Fabrizio Crestani	ITA	Silver	**Miguel Ramos**	PRT	Bronze	Lamborghini Huracan GT3	PROAM	5	33	**153.61**	**1:01:40.024**	149.4
12	**16**	Drivex School	ESP	**Marcelo Hahn**	BRA	Bronze	Allam Khodair	BRA	Gold	Mercedes AMG GT3	PROAM	6	33	**153.61**	**1:01:41.608**	149.3
13	**333**	Rinaldi Racing	DEU	**Rinat Salikhov**	RUS	Bronze	David Perel	ZAF	Silver	Ferrari 488 GT3	PROAM	7	33	**153.61**	**1:01:41.984**	149.3
14	**84**	Winward Racing / HTP Motors	USA	**Russell Ward**	USA	Silver	Indy Dontje	NLD	Silver	Mercedes AMG GT3	PRO	7	33	**153.61**	**1:01:42.088**	149.3
15	**28**	Daiko Lazarus Racing	ITA	Toby Sowery	GBR	Silver	**Giuseppe Cipriani**	ITA	Bronze	Lamborghini Huracan GT3	PROAM	8	33	**153.61**	**1:01:46.246**	149.2
16	**11**	RS Racing	ITA	**Daniele Di Amato**	ITA	Silver	Andrea Montermini	ITA	Gold	Ferrari 488 GT3	PRO	8	33	**153.61**	**1:01:47.586**	149.1
17	**63**	Imperiale Racing	ITA	**Giovanni Venturini**	ITA	Gold	Jeroen Mul	NLD	Silver	Lamborghini Huracan GT3	PRO	9	33	**153.61**	**1:01:47.790**	149.1
18	**91**	Target Racing	ITA	Stefano Costantini	ITA	Bronze				Lamborghini Huracan GT3	AM	1	33	**153.61**	**1:02:00.042**	148.6
19	**66**	Vincenzo Sospiri Racing	ITA	**Giulio Borlenghi**	BRA	Bronze	Andrzej Lewandowski	POL	Bronze	Lamborghini Huracan GT3	AM	2	33	**153.61**	**1:02:00.647**	148.6
20	**77**	Olimp Racing	POL	Mateusz Lisowski	POL	Bronze			Silver	Audi R8 LMS	PRO	10	33	**153.61**	**1:02:07.548**	148.3
21	**111**	Porteiro Motorsport	ESP	Charles Finelli	USA	Bronze	**Phillippe Denes**	USA	Bronze	Mercedes AMG GT3	AM	3	33	**153.61**	**1:02:16.574**	148.0
22	**99**	Sports and You	PRT	Manuel Da Costa	PRT	Bronze	**Miguel Sardinha**	PRT	Bronze	Mercedes AMG GT3	AM	4	33	**153.61**	**1:02:29.172**	147.5
23	**19**	Imperiale Racing	ITA	Jiatong Liang	CHN	Bronze	**Raffaele Giammaria**	ITA	Gold	Lamborghini Huracan GT3	PROAM	9	32	**148.96**	**1:00:14.252**	148.3
24	**71**	Luzich Racing	USA	Alexander West	SWE	Bronze	**Michele Rugolo**	ITA	Gold	Ferrari 488 GT3	PROAM	10	32	**148.96**	**1:00:45.212**	147.1
25	**5**	Olimp Racing	POL	**Stanislaw Jedlinski**	POL	Bronze	Malgorzata Rdest	POL	Bronze	Audi R8 LMS	AM	5	31	**144.30**	**1:00:50.088**	142.3
26	**90**	Target Racing	ITA	**Alberto Di Folco**	ITA	Silver	Adrian Zaugg	CHE	Silver	Lamborghini Huracan GT3	PRO	11	28	**130.34**	**52:39.629**	148.5
	Not classified: (Requirements: 75% of number laps of leader = 25 Laps)															
	72	Lechner Racing	AUT	Mario Plachutta	AUT	Bronze	**Thomas Jäger**	DEU	Gold	Mercedes AMG GT3	PROAM	11	24	**111.72**	**45:21.551**	147.7
	3	RACE / BMW Team Teo Martín	ESP	Lourenço Beirão da Veiga	PRT	Silver	**Juan Cruz Álvarez**	ARG	Silver	BMW M6 GT3	PRO	12	19	**88.44**	**37:08.013**	142.9
	12	Ombra Racing	ITA	**Andrea Rizzoli**	ITA	Silver	Damiano Fioravanti	ITA	Silver	Lamborghini Huracan GT3	PRO	13	18	**83.79**	**34:33.480**	145.4
	7	RACE / BMW Team Teo Martín	ESP	Márcio Basso	BRA	Bronze				BMW M6 GT3	AM	6	1	**04.65**	**1:59.419**	140.3

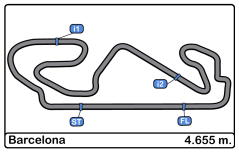

Circuito de Barcelona
International GT Open
Race - 2
Lap Analysis

3 — 1 Lourenço Beirão da Veiga — BMW M6 GT3
PRO — 2 Juan Cruz Álvarez — RACE / BMW Team Teo Martín

Lap	D	Time	Sector 1	Sector 2	Sector 3	T. Spd	Elapsed
1	2	1:57.018	36.745	44.465	35.808	240.5	1:57.018
2	2	1:47.335	30.168	42.015	35.152	264.0	3:44.353
3	2	1:58.535	30.139	50.838	37.558	265.3	5:42.888
4	2	2:41.081	42.556	1:08.093	50.432	196.7	8:23.969
5	2	1:47.622	30.265	41.967	35.390	262.7	10:11.591
6	2	1:46.969	29.950	41.751	35.268	265.3	11:58.560
7	2	1:47.355	30.438	41.579	35.338	266.0	13:45.915
8	2	1:46.839	30.120	41.619	35.100	266.0	15:32.754
9	2	1:47.327	30.040	41.774	35.513	266.6	17:20.081
10	2	1:47.041	29.929	41.732	35.380	266.0	19:07.122
11	2	1:47.122	30.021	41.743	35.358	264.0	20:54.244
12	2	1:47.055	30.040	41.715	35.300	264.0	22:41.299
13	2	1:47.040	30.048	41.585	35.407	264.7	24:28.339
14	2	1:47.110	29.950	41.715	35.445	264.7	26:15.449
15	2	1:47.687	30.032	41.834	35.821	264.0	28:03.136
16	2	1:53.274 P	30.326	43.011	39.937	264.0	29:56.410
17	1	2:49.445	1:32.461	41.454	35.530	191.8	32:45.855
18	1	1:46.879	29.831	41.416	35.632	264.7	34:32.734
19	1	2:35.279 P	29.907	41.823	1:23.549	267.3	37:08.013

5 — 1 Stanislaw Jedlinski — Audi R8 LMS
AM — 2 Malgorzata Rdest — Olimp Racing

Lap	D	Time	Sector 1	Sector 2	Sector 3	T. Spd	Elapsed
1	1	2:07.681	41.280	45.844	40.557	219.5	2:07.681
2	1	1:57.019	32.830	45.915	38.274	254.1	4:04.700
3	1	1:59.032	32.822	46.726	39.484	254.7	6:03.732
4	1	2:32.472	35.219	1:10.344	46.909	254.1	8:36.204
5	1	1:55.934	32.474	45.374	38.086	256.5	10:32.138
6	1	1:54.961	32.455	45.045	37.461	254.7	12:27.099
7	1	1:54.750	32.000	44.961	37.789	255.9	14:21.849
8	1	1:55.018	32.319	44.596	38.103	255.9	16:16.867
9	1	1:55.090	31.987	44.705	38.398	255.9	18:11.957
10	1	1:55.043	32.392	44.907	37.744	254.7	20:07.000
11	1	1:55.860	32.178	45.425	38.257	254.1	22:02.860
12	1	1:55.131	32.372	44.609	38.150	251.7	23:57.991
13	1	1:55.956	32.222	45.074	38.660	254.1	25:53.947
14	1	2:02.976	32.964	47.698	42.314	253.5	27:56.923
15	1	2:09.991 P	34.101	49.792	46.098	252.3	30:06.914
16	2	3:50.385	2:29.645	43.809	36.931	189.1	33:57.299
17	2	1:49.020	31.262	42.408	35.350	254.7	35:46.319
18	2	1:48.163	30.550	41.961	35.652	257.1	37:34.482
19	2	1:47.667	30.621	41.678	35.368	257.1	39:22.149
20	2	1:47.297	30.384	41.619	35.294	257.1	41:09.446
21	2	1:47.322	30.477	41.528	35.317	256.5	42:56.768
22	2	1:47.534	30.521	41.638	35.375	257.7	44:44.302
23	2	1:47.086	30.371	41.330	35.385	257.7	46:31.388
24	2	1:47.863	30.674	41.859	35.330	258.3	48:19.251
25	2	1:47.767	30.565	41.442	35.760	258.3	50:07.018
26	2	1:47.214	30.370	41.365	35.479	257.1	51:54.232
27	2	1:47.213	30.303	41.363	35.547	257.1	53:41.445
28	2	1:47.002	30.269	41.461	35.272	258.3	55:28.447
29	2	1:46.699	30.250	41.237	35.212	258.9	57:15.146
30	2	1:47.929	30.167	41.431	36.331	258.3	59:03.075
31	2	1:47.013	30.280	41.250	35.483	260.2	1:00:50.088

6 — 1 Kang Ling — Lamborghini Huracan GT3
PRO — 2 Philip Keen — Vincenzo Sospiri Racing

Lap	D	Time	Sector 1	Sector 2	Sector 3	T. Spd	Elapsed
1	1	2:01.021	37.794	44.762	38.465	234.7	2:01.021
2	1	1:49.094	30.843	42.492	35.759	260.2	3:50.115
3	1	1:57.406	30.302	48.162	38.942	261.5	5:47.521
4	1	2:39.088	41.074	1:08.387	49.627	192.8	8:26.609
5	1	1:47.711	30.557	41.844	35.310	261.5	10:14.320
6	1	1:46.881	30.207	41.470	35.204	262.7	12:01.201
7	1	1:46.993	30.234	41.603	35.156	262.7	13:48.194
8	1	1:46.634	30.092	41.351	35.191	262.1	15:34.828
9	1	1:47.052	30.059	41.557	35.436	264.0	17:21.880
10	1	1:48.487	30.275	41.815	36.397	266.0	19:10.367
11	1	1:47.478	30.333	41.799	35.346	263.4	20:57.845
12	1	1:46.939	30.041	41.600	35.298	261.5	22:44.784
13	1	1:46.717	29.984	41.386	35.347	262.1	24:31.501
14	1	1:50.934 P	30.176	41.400	39.358	263.4	26:22.435
15	2	2:52.118	1:35.989	41.342	34.787	189.4	29:14.553
16	2	1:46.160	30.052	41.004	35.104	260.8	31:00.713
17	2	1:45.878	29.906	40.980	34.992	261.5	32:46.591
18	2	1:46.589	30.026	41.036	35.527	261.5	34:33.180
19	2	1:46.984	30.084	41.568	35.332	263.4	36:20.164
20	2	1:48.176	30.187	41.714	36.275	262.7	38:08.340
21	2	1:48.472	31.032	41.625	35.815	262.7	39:56.812
22	2	1:47.711	30.100	41.741	35.870	260.2	41:44.523
23	2	1:49.795	30.348	42.663	36.784	262.1	43:34.318
24	2	1:48.060	30.155	41.346	36.559	264.0	45:22.378
25	2	1:46.648	30.348	41.224	35.076	263.4	47:09.026
26	2	1:46.243	29.943	41.220	35.080	264.7	48:55.269
27	2	1:46.579	29.991	41.310	35.278	262.7	50:41.848
28	2	1:46.840	30.111	41.412	35.317	262.7	52:28.688
29	2	1:46.579	30.103	41.250	35.226	263.4	54:15.267
30	2	1:46.869	30.108	41.433	35.328	264.7	56:02.136
31	2	1:47.203	30.269	41.735	35.199	264.0	57:49.339
32	2	1:46.327	29.851	41.411	35.065	263.4	59:35.666
33	2	1:46.430	29.938	41.291	35.201	263.4	1:01:22.096

7 — 1 Márcio Basso — BMW M6 GT3
AM — 2 — RACE / BMW Team Teo Martín

Lap	D	Time	Sector 1	Sector 2	Sector 3	T. Spd	Elapsed
1		1:59.419	35.625	45.309	38.485	242.6	1:59.419
2			30.831			259.6	

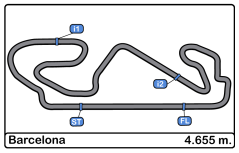

Circuito de Barcelona
International GT Open
Race - 2
Lap Analysis

11 — 1 Daniele Di Amato — Ferrari 488 GT3
PRO — 2 Andrea Montermini — RS Racing

Lap	D	Time	Sector 1	Sector 2	Sector 3	T. Spd	Elapsed
1	1	1:56.657	36.470	44.386	35.801	241.0	1:56.657
2	1	1:47.270	30.331	41.486	35.453	258.9	3:43.927
3	1	1:57.641	30.287	50.170	37.184	259.6	5:41.568
4	1	2:41.833	43.076	1:08.121	50.636	164.6	8:23.401
5	1	1:47.560	30.409	41.773	35.378	260.8	10:10.961
6	1	1:47.283	30.174	41.642	35.467	260.8	11:58.244
7	1	1:46.875	30.377	41.394	35.104	259.6	13:45.119
8	1	1:47.070	30.161	41.640	35.269	260.8	15:32.189
9	1	1:46.847	30.090	41.549	35.208	261.5	17:19.036
10	1	1:46.918	30.127	41.379	35.412	261.5	19:05.954
11	1	1:47.215	30.216	41.684	35.315	260.2	20:53.169
12	1	1:46.838	30.131	41.581	35.126	260.2	22:40.007
13	1	1:46.836	30.100	41.390	35.346	260.8	24:26.843
14	1	1:47.363	30.144	41.730	35.489	261.5	26:14.206
15	1	1:47.411	30.254	41.739	35.418	260.2	28:01.617
16	1	1:52.984 P	30.486	42.857	39.641	262.7	29:54.601
17	2	2:49.263	1:31.989	41.614	35.660	190.8	32:43.864
18	2	1:47.758	30.486	41.850	35.422	260.2	34:31.622
19	2	1:47.341	30.254	41.527	35.560	262.7	36:18.963
20	2	1:49.137	30.715	41.433	36.989	262.7	38:08.100
21	2	1:59.584	30.436	41.629	47.519	259.6	40:07.684
22	2	1:47.461	30.656	41.297	35.508	259.6	41:55.145
23	2	1:46.850	30.113	41.363	35.374	261.5	43:41.995
24	2	1:47.035	30.232	41.441	35.362	261.5	45:29.030
25	2	1:47.394	30.288	41.520	35.586	263.4	47:16.424
26	2	1:47.963	30.429	41.731	35.803	264.0	49:04.387
27	2	1:46.904	30.090	41.478	35.336	264.7	50:51.291
28	2	1:47.409	30.220	41.693	35.496	260.8	52:38.700
29	2	1:57.243	30.145	42.482	44.616	261.5	54:35.943
30	2	1:47.617	30.358	41.877	35.382	262.7	56:23.560
31	2	1:47.177	30.216	41.455	35.506	262.1	58:10.737
32	2	1:47.876	30.171	42.238	35.467	263.4	59:58.613
33	2	1:46.973	30.077	41.370	35.526	262.1	1:01:45.586

12 — 1 Andrea Rizzoli — Lamborghini Huracan GT3
PRO — 2 Damiano Fioravanti — Ombra Racing

Lap	D	Time	Sector 1	Sector 2	Sector 3	T. Spd	Elapsed
1	1	1:54.859	36.295	43.010	35.554	242.1	1:54.859
2	1	1:47.184	30.313	41.352	35.519	260.2	3:42.043
3	1	1:56.687	30.194	49.681	36.812	261.5	5:38.730
4	1	2:43.361	43.240	1:08.213	51.908	189.8	8:22.091
5	1	1:47.503	30.485	41.614	35.404	260.8	10:09.594
6	1	1:47.170	30.139	41.444	35.587	261.5	11:56.764
7	1	1:46.392	29.956	41.309	35.127	262.1	13:43.156
8	1	1:46.648	30.181	41.452	35.015	262.7	15:29.804
9	1	1:46.419	29.858	41.329	35.232	263.4	17:16.223
10	1	1:46.414	29.838	41.404	35.172	263.4	19:02.637
11	1	1:46.426	29.813	41.408	35.205	262.7	20:49.063
12	1	1:46.418	29.904	41.477	35.037	263.4	22:35.481
13	1	1:50.612 P	29.812	41.356	39.444	262.7	24:26.093
14	2	3:02.889	1:47.299	40.886	34.704	191.1	27:28.982
15	2	1:46.105	29.912	41.197	34.996	260.8	29:15.087
16	2	1:46.060	29.861	40.949	35.250	263.4	31:01.147
17	2	1:46.108	29.858	41.058	35.192	263.4	32:47.255
18	2	1:46.225	29.837	41.128	35.260	264.0	34:33.480
19	2		30.065	41.460		265.3	

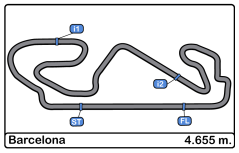

Circuito de Barcelona
International GT Open
Race - 2
Lap Analysis

16 — 1 Marcelo Hahn — Mercedes AMG GT3
PROAM — 2 Allam Khodair — Drivex School

Lap	D	Time	Sector 1	Sector 2	Sector 3	T. Spd	Elapsed
1	1	2:02.547	38.274	45.584	38.689	231.2	2:02.547
2	1	1:51.580	31.444	43.048	37.088	258.9	3:54.127
3	1	1:58.179	30.546	49.082	38.551	258.9	5:52.306
4	1	2:37.975	40.771	1:10.227	46.977	218.6	8:30.281
5	1	1:50.181	30.699	42.490	36.992	258.3	10:20.462
6	1	1:50.286	30.736	42.084	37.466	260.2	12:10.748
7	1	1:48.840	30.936	42.091	35.813	258.9	13:59.588
8	1	1:48.441	30.337	42.091	36.013	260.2	15:48.029
9	1	1:48.433	30.319	42.035	36.079	259.6	17:36.462
10	1	1:49.037	30.400	42.382	36.255	259.6	19:25.499
11	1	1:48.895	30.581	42.404	35.910	258.3	21:14.394
12	1	1:48.590	30.482	42.076	36.032	258.3	23:02.984
13	1	1:53.477 P	30.340	42.054	41.083	258.9	24:56.461
14	2	2:53.213	1:35.749	41.911	35.553	190.1	27:49.674
15	2	1:46.890	30.217	41.523	35.150	260.2	29:36.564
16	2	1:46.126	30.038	41.266	34.822	258.9	31:22.690
17	2	1:46.091	29.930	41.094	35.067	260.2	33:08.781
18	2	1:46.421	29.922	41.177	35.322	260.8	34:55.202
19	2	1:47.184	29.886	41.382	35.916	262.1	36:42.386
20	2	1:47.961	30.224	41.824	35.913	259.6	38:30.347
21	2	1:47.185	30.277	41.522	35.386	260.2	40:17.532
22	2	1:47.251	30.193	41.518	35.540	259.6	42:04.783
23	2	1:48.128	30.317	41.906	35.905	264.7	43:52.911
24	2	1:46.989	30.065	41.467	35.457	260.2	45:39.900
25	2	1:46.515	30.014	41.362	35.139	260.8	47:26.415
26	2	1:46.592	29.956	41.402	35.234	260.8	49:13.007
27	2	1:46.635	29.894	41.543	35.198	260.2	50:59.642
28	2	1:46.419	29.901	41.306	35.212	260.8	52:46.061
29	2	1:46.403	29.876	41.336	35.191	260.2	54:32.464
30	2	1:46.408	29.773	41.425	35.210	261.5	56:18.872
31	2	1:48.048	30.132	41.723	36.193	262.1	58:06.920
32	2	1:47.112	30.004	41.714	35.394	260.2	59:54.032
33	2	1:47.576	29.903	41.583	36.090	260.2	1:01:41.608

17 — 1 Richard Gonda — BMW M6 GT3
PRO — 2 Mikkel Jensen — Senkyr Motorsport

Lap	D	Time	Sector 1	Sector 2	Sector 3	T. Spd	Elapsed
1	2	1:55.971	36.519	43.612	35.840	242.1	1:55.971
2	2	1:47.266	30.244	41.553	35.469	261.5	3:43.237
3	2	1:57.762	30.076	50.442	37.244	263.4	5:40.999
4	2	2:41.922	43.101	1:07.844	50.977	171.7	8:22.921
5	2	1:47.544	30.560	41.677	35.307	259.6	10:10.465
6	2	1:47.259	30.174	41.547	35.538	264.0	11:57.724
7	2	1:46.811	29.994	41.670	35.147	262.7	13:44.535
8	2	1:46.916	30.087	41.463	35.366	263.4	15:31.451
9	2	1:46.698	29.991	41.378	35.329	264.7	17:18.149
10	2	1:46.620	29.972	41.447	35.201	260.8	19:04.769
11	2	1:46.503	29.970	41.383	35.150	262.1	20:51.272
12	2	1:46.588	29.959	41.354	35.275	262.1	22:37.860
13	2	1:46.397	29.883	41.389	35.125	264.0	24:24.257
14	2	1:46.512	29.950	41.336	35.226	264.0	26:10.769
15	2	1:46.765	29.997	41.456	35.312	262.1	27:57.534
16	2	1:48.711	30.895	42.200	35.616	262.1	29:46.245
17	2	1:50.889 P	30.031	41.518	39.340	265.3	31:37.134
18	1	2:57.899	1:41.155	41.456	35.288	190.8	34:35.033
19	1	1:46.614	29.824	41.266	35.524	263.4	36:21.647
20	1	1:47.529	30.066	41.483	35.980	263.4	38:09.176
21	1	1:48.650	30.323	41.883	36.444	264.7	39:57.826
22	1	1:47.170	29.951	41.478	35.741	260.2	41:44.996
23	1	1:48.548	30.229	42.459	35.860	265.3	43:33.544
24	1	1:47.205	29.824	41.587	35.794	261.5	45:20.749
25	1	1:46.359	29.759	41.177	35.423	261.5	47:07.108
26	1	1:47.038	30.059	41.482	35.497	264.0	48:54.146
27	1	1:46.780	29.895	41.427	35.458	265.3	50:40.926
28	1	1:46.732	29.782	41.347	35.603	258.9	52:27.658
29	1	1:46.660	29.787	41.369	35.504	260.8	54:14.318
30	1	1:46.892	29.734	41.802	35.356	264.7	56:01.210
31	1	1:46.674	29.877	41.288	35.509	268.6	57:47.884
32	1	1:46.363	29.737	41.361	35.265	260.8	59:34.247
33	1	1:46.175	29.787	41.152	35.236	259.6	1:01:20.422

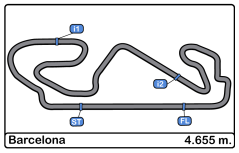

Circuito de Barcelona
International GT Open
Race - 2
Lap Analysis

19

1 Jiatong Liang — Lamborghini Huracan GT3
PROAM — 2 Raffaele Giammaria — Imperiale Racing

Lap	D	Time	Sector 1	Sector 2	Sector 3	T. Spd	Elapsed
1	2	1:55.332	36.185	43.683	35.464	244.8	1:55.332
2	2	1:47.171	30.418	41.513	35.240	259.6	3:42.503
3	2	1:57.480	30.217	50.227	37.036	261.5	5:39.983
4	2	2:42.756	43.242	1:08.265	51.249	176.7	8:22.739
5	2	1:47.412	30.347	41.656	35.409	258.9	10:10.151
6	2	1:47.019	30.127	41.537	35.355	260.2	11:57.170
7	2	1:46.708	30.177	41.433	35.098	262.7	13:43.878
8	2	1:46.630	29.969	41.484	35.177	262.1	15:30.508
9	2	1:46.432	29.984	41.169	35.279	262.1	17:16.940
10	2	1:46.321	29.950	41.283	35.088	261.5	19:03.261
11	2	1:46.450	30.010	41.310	35.130	262.7	20:49.711
12	2	1:46.683	30.057	41.428	35.198	262.1	22:36.394
13	2	1:46.433	29.830	41.300	35.303	260.8	24:22.827
14	2	1:46.487	29.835	41.317	35.335	260.2	26:09.314
15	2	1:47.506	30.037	41.304	36.165	259.6	27:56.820
16	2	1:47.407	30.614	41.386	35.407	258.3	29:44.227
17	2	1:51.780 P	30.194	41.597	39.989	260.2	31:36.007
18	1	2:55.055	1:37.449	41.838	35.768	188.1	34:31.062
19	1	1:47.634	30.301	41.669	35.664	258.9	36:18.696
20	1	1:47.844	30.485	41.663	35.696	259.6	38:06.540
21	1	1:47.882	30.423	41.772	35.687	258.3	39:54.422
22	1	1:49.501	31.701	41.871	35.929	258.9	41:43.923
23	1	1:51.700	30.578	42.934	38.188	260.2	43:35.623
24	1	1:47.852	30.443	41.812	35.597	260.8	45:23.475
25	1	1:47.870	30.512	41.866	35.492	262.7	47:11.345
26	1	1:48.529	30.799	42.270	35.460	262.1	48:59.874
27	1	1:47.452	30.437	41.724	35.291	260.2	50:47.326
28	1	1:47.369	30.371	41.750	35.248	258.9	52:34.695
29	1	1:46.827	30.284	41.407	35.136	259.6	54:21.522
30	1	1:46.873	30.095	41.366	35.412	260.8	56:08.395
31	1	1:52.727	30.420	42.003	40.304	259.6	58:01.122
32	1	2:11.130	34.084	53.511	43.535	221.7	1:00:12.252

20

1 Valentin Pierburg — Mercedes AMG GT3
PROAM — 2 Tom Onslow-Cole — SPS Automotive Performance

Lap	D	Time	Sector 1	Sector 2	Sector 3	T. Spd	Elapsed
1	1	2:02.959	39.159	45.196	38.604	233.7	2:02.959
2	1	1:50.418	31.423	42.930	36.065	261.5	3:53.377
3	1	1:58.484	30.490	49.144	38.850	261.5	5:51.861
4	1	2:37.740	40.904	1:09.611	47.225	232.7	8:29.601
5	1	1:49.751	30.730	42.471	36.550	259.6	10:19.352
6	1	1:48.006	30.254	42.133	35.619	258.9	12:07.358
7	1	1:47.425	30.201	41.872	35.352	259.6	13:54.783
8	1	1:47.863	30.359	41.906	35.598	260.8	15:42.646
9	1	1:47.507	30.108	41.815	35.584	260.2	17:30.153
10	1	1:47.537	30.194	41.833	35.510	260.2	19:17.690
11	1	1:47.944	30.329	42.053	35.562	260.2	21:05.634
12	1	1:47.320	30.243	41.707	35.370	259.6	22:52.954
13	1	1:52.327 P	30.418	41.883	40.026	260.2	24:45.281
14	2	2:58.538	1:42.326	41.314	34.898	190.4	27:43.819
15	2	1:45.819	29.758	40.931	35.130	257.7	29:29.638
16	2	1:46.390	30.169	41.107	35.114	257.7	31:16.028
17	2	1:45.793	30.012	40.910	34.871	259.6	33:01.821
18	2	1:45.488	29.853	40.790	34.845	258.3	34:47.309
19	2	1:45.733	29.759	40.993	34.981	259.6	36:33.042
20	2	1:45.996	29.886	41.091	35.019	258.9	38:19.038
21	2	1:47.415	30.497	41.714	35.204	260.2	40:06.453
22	2	1:46.149	29.989	41.080	35.080	257.1	41:52.602
23	2	1:46.628	29.793	41.052	35.783	258.9	43:39.230
24	2	1:45.992	29.996	40.985	35.011	262.7	45:25.222
25	2	1:46.309	29.994	41.170	35.145	259.6	47:11.531
26	2	1:46.746	30.569	41.250	34.927	238.9	48:58.277
27	2	1:45.989	29.853	41.209	34.927	258.9	50:44.266
28	2	1:46.288	29.966	41.253	35.069	259.6	52:30.554
29	2	1:46.102	29.960	41.184	34.958	260.2	54:16.656
30	2	1:46.415	29.799	41.476	35.140	261.5	56:03.071
31	2	1:47.112	30.160	41.743	35.209	260.2	57:50.183
32	2	1:46.139	29.842	41.131	35.166	260.8	59:36.322
33	2	1:46.523	29.799	41.412	35.312	260.2	1:01:22.845

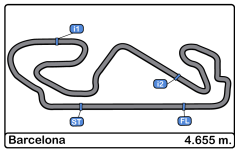

Circuito de Barcelona
International GT Open
Race - 2
Lap Analysis

25 — 1 Riccardo Agostini — Lamborghini Huracan GT3
PRO — 2 Rik Breukers — Imperiale Racing

Lap	D	Time		Sector 1	Sector 2	Sector 3	T. Spd	Elapsed
1	1	1:54.158		35.904	42.862	35.392	243.7	1:54.158
2	1	1:46.937		30.228	41.521	35.188	260.2	3:41.095
3	1	1:56.955		30.150	48.987	37.818	260.8	5:38.050
4	1	2:43.623		42.939	1:08.687	51.997	196.7	8:21.673
5	1	1:47.349		30.485	41.525	35.339	259.6	10:09.022
6	1	1:47.031		30.082	41.573	35.376	261.5	11:56.053
7	1	1:46.693		30.039	41.459	35.195	261.5	13:42.746
8	1	1:46.300		30.069	41.243	34.988	262.7	15:29.046
9	1	1:46.327		30.030	41.313	34.984	262.1	17:15.373
10	1	1:46.250		29.903	41.337	35.010	262.7	19:01.623
11	1	1:46.547		29.981	41.357	35.209	262.7	20:48.170
12	1	1:46.449		30.113	41.117	35.219	261.5	22:34.619
13	1	1:50.431	P	29.871	41.449	39.111	262.1	24:25.050
14	2	2:51.918		1:36.544	40.718	34.656	191.1	27:16.968
15	2	1:45.476		29.868	40.750	34.858	258.3	29:02.444
16	2	1:45.427		29.925	40.667	34.835	258.9	30:47.871
17	2	1:45.316		29.876	40.636	34.804	260.8	32:33.187
18	2	1:45.671		29.937	40.751	34.983	258.9	34:18.858
19	2	1:45.506		29.823	40.867	34.816	261.5	36:04.364
20	2	1:45.654		29.842	40.906	34.906	261.5	37:50.018
21	2	1:45.741		29.851	40.888	35.002	260.8	39:35.759
22	2	1:45.850		29.891	41.019	34.940	260.2	41:21.609
23	2	1:46.453		29.901	41.288	35.264	260.8	43:08.062
24	2	1:46.621		29.906	41.557	35.158	261.5	44:54.683
25	2	1:46.557		29.855	41.632	35.070	261.5	46:41.240
26	2	1:46.327		29.923	41.493	34.911	262.7	48:27.567
27	2	1:46.061		29.891	41.100	35.070	258.9	50:13.628
28	2	1:45.567		29.799	40.870	34.898	259.6	51:59.195
29	2	1:45.721		29.978	40.853	34.890	259.6	53:44.916
30	2	1:45.617		29.770	40.794	35.053	260.8	55:30.533
31	2	1:45.747		29.733	40.991	35.023	261.5	57:16.280
32	2	1:46.203		29.859	41.023	35.321	261.5	59:02.483
33	2	1:45.814		29.861	40.945	35.008	260.2	1:00:48.297

27 — 1 Fabrizio Crestani — Lamborghini Huracan GT3
PROAM — 2 Miguel Ramos — Daiko Lazarus Racing

Lap	D	Time		Sector 1	Sector 2	Sector 3	T. Spd	Elapsed
1	2	2:03.415		39.597	44.928	38.890	233.7	2:03.415
2	2	1:51.133		31.356	42.928	36.849	260.2	3:54.548
3	2	2:00.409		31.349	48.682	40.378	260.8	5:54.957
4	2	2:36.482		39.795	1:09.905	46.782	217.7	8:31.439
5	2	1:49.591		30.499	42.627	36.465	260.8	10:21.030
6	2	1:49.505		30.494	42.091	36.920	263.4	12:10.535
7	2	1:48.112		30.709	41.856	35.547	259.6	13:58.647
8	2	1:47.821		30.216	42.020	35.585	260.8	15:46.468
9	2	1:47.648		30.267	41.801	35.580	260.8	17:34.116
10	2	1:47.345		30.174	41.691	35.480	262.1	19:21.461
11	2	1:47.708		30.211	41.946	35.551	260.8	21:09.169
12	2	1:47.637		30.227	41.945	35.465	260.8	22:56.806
13	2	1:52.656	P	30.175	41.732	40.749	262.1	24:49.462
14	1	2:55.967		1:39.229	41.413	35.325	189.4	27:45.429
15	1	1:46.348		30.097	41.231	35.020	260.8	29:31.777
16	1	1:46.165		29.886	41.233	35.046	263.4	31:17.942
17	1	1:47.375		29.993	41.606	35.776	264.7	33:05.317
18	1	1:47.924		30.135	42.066	35.723	263.4	34:53.241
19	1	1:48.303		30.087	41.472	36.744	263.4	36:41.544
20	1	1:47.889		30.189	41.876	35.824	262.7	38:29.433
21	1	1:47.169		30.185	41.411	35.573	262.7	40:16.602
22	1	1:47.440		30.136	41.557	35.747	262.1	42:04.042
23	1	1:48.484		30.344	41.721	36.419	260.2	43:52.526
24	1	1:46.971		30.031	41.388	35.552	264.0	45:39.497
25	1	1:46.198		29.943	41.118	35.137	263.4	47:25.695
26	1	1:46.597		30.044	41.309	35.244	263.4	49:12.292
27	1	1:46.413		29.920	41.541	34.952	263.4	50:58.705
28	1	1:46.416		30.049	41.474	34.893	263.4	52:45.121
29	1	1:46.676		29.909	41.220	35.547	263.4	54:31.797
30	1	1:46.791		29.848	41.419	35.524	263.4	56:18.588
31	1	1:47.965		30.060	41.653	36.252	264.0	58:06.553
32	1	1:47.055		30.014	41.632	35.409	263.4	59:53.608
33	1	1:46.416		29.880	41.503	35.033	264.0	1:01:40.024

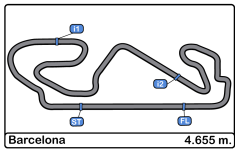

Circuito de Barcelona
International GT Open
Race - 2
Lap Analysis

28 — 1 Toby Sowery — Lamborghini Huracan GT3
PROAM — 2 Giuseppe Cipriani — Daiko Lazarus Racing

Lap	D	Time	Sector 1	Sector 2	Sector 3	T. Spd	Elapsed
1	2	2:04.162	39.461	45.541	39.160	222.6	2:04.162
2	2	1:51.122	31.481	42.852	36.789	262.1	3:55.284
3	2	2:00.416	30.952	49.385	40.079	262.7	5:55.700
4	2	2:37.125	39.878	1:10.100	47.147	216.8	8:32.825
5	2	1:49.313	30.914	42.286	36.113	262.1	10:22.138
6	2	1:49.232	30.949	42.210	36.073	262.7	12:11.370
7	2	1:49.081	30.813	42.297	35.971	262.1	14:00.451
8	2	1:48.343	30.467	41.961	35.915	263.4	15:48.794
9	2	1:48.685	30.530	42.057	36.098	263.4	17:37.479
10	2	1:48.920	30.359	42.677	35.884	264.0	19:26.399
11	2	1:48.973	30.551	42.252	36.170	262.1	21:15.372
12	2	1:48.757	30.562	42.236	35.959	262.1	23:04.129
13	2	1:48.707	30.473	42.019	36.215	262.7	24:52.836
14	2	1:49.309	30.380	42.280	36.649	260.8	26:42.145
15	2	1:55.446 P	30.673	42.956	41.817	257.7	28:37.591
16	1	2:50.876	1:34.227	41.327	35.322	190.4	31:28.467
17	1	1:46.771	30.116	41.388	35.267	263.4	33:15.238
18	1	1:46.449	30.125	41.226	35.098	264.0	35:01.687
19	1	1:45.999	29.797	41.179	35.023	266.0	36:47.686
20	1	1:47.402	29.863	41.203	36.336	266.0	38:35.088
21	1	1:47.168	30.277	41.472	35.419	265.3	40:22.256
22	1	1:46.600	29.960	41.402	35.238	266.6	42:08.856
23	1	1:47.247	29.902	41.534	35.811	264.7	43:56.103
24	1	1:48.038	30.102	41.807	36.129	260.2	45:44.141
25	1	1:47.066	30.520	41.232	35.314	264.0	47:31.207
26	1	1:46.457	30.006	41.379	35.072	264.0	49:17.664
27	1	1:46.195	29.778	41.333	35.084	264.0	51:03.859
28	1	1:46.582	29.911	41.360	35.311	263.4	52:50.441
29	1	1:46.876	29.867	41.486	35.523	264.0	54:37.317
30	1	1:46.808	29.803	41.727	35.278	265.3	56:24.125
31	1	1:47.391	30.125	41.899	35.367	266.0	58:11.516
32	1	1:47.627	30.067	41.943	35.617	269.3	59:59.143
33	1	1:47.103	29.979	41.538	35.586	266.0	1:01:46.246

33 — 1 Christian Hook — Ferrari 488 GT3
PROAM — 2 Dominik Schwager — Rinaldi Racing

Lap	D	Time	Sector 1	Sector 2	Sector 3	T. Spd	Elapsed
1	1	2:04.453	40.086	45.237	39.130	226.4	2:04.453
2	1	1:51.404	31.696	42.941	36.767	261.5	3:55.857
3	1	2:00.281	30.986	49.383	39.912	258.9	5:56.138
4	1	2:37.125	40.090	1:10.250	46.785	211.3	8:33.263
5	1	1:49.467	30.991	42.288	36.188	262.7	10:22.730
6	1	1:49.203	30.869	42.340	35.994	260.2	12:11.933
7	1	1:49.542	31.248	42.297	35.997	257.7	14:01.475
8	1	1:48.399	30.428	41.975	35.996	260.8	15:49.874
9	1	1:48.441	30.359	41.819	36.263	260.8	17:38.315
10	1	1:49.503	30.428	42.538	36.537	260.8	19:27.818
11	1	1:49.168	30.515	42.175	36.478	258.3	21:16.986
12	1	1:48.322	30.318	42.019	35.985	257.7	23:05.308
13	1	1:52.929 P	30.462	42.102	40.365	260.2	24:58.237
14	2	2:50.975	1:33.661	42.012	35.302	190.4	27:49.212
15	2	1:46.710	30.306	41.462	34.942	258.9	29:35.922
16	2	1:46.097	30.093	41.057	34.947	257.1	31:22.019
17	2	1:46.035	30.018	41.095	34.922	257.1	33:08.054
18	2	1:46.263	30.031	41.175	35.057	258.9	34:54.317
19	2	1:47.655	30.009	41.275	36.371	260.8	36:41.972
20	2	1:48.029	30.308	41.824	35.897	257.1	38:30.001
21	2	1:47.049	30.222	41.415	35.412	258.9	40:17.050
22	2	1:47.513	30.324	41.433	35.756	258.9	42:04.563
23	2	1:47.470	30.202	41.794	35.474	262.1	43:52.033
24	2	1:46.111	29.982	41.131	34.998	257.7	45:38.144
25	2	1:46.680	30.272	41.132	35.276	257.1	47:24.824
26	2	1:46.528	30.267	41.254	35.007	258.9	49:11.352
27	2	1:46.434	30.009	41.302	35.123	259.6	50:57.786
28	2	1:46.018	30.123	41.066	34.829	258.9	52:43.804
29	2	1:46.261	29.950	41.173	35.138	260.8	54:30.065
30	2	1:47.609	30.013	41.858	35.738	260.2	56:17.674
31	2	1:48.440	30.426	41.833	36.181	259.6	58:06.114
32	2	1:46.544	30.001	41.438	35.105	257.7	59:52.658
33	2	1:46.418	30.008	41.390	35.020	257.7	1:01:39.076

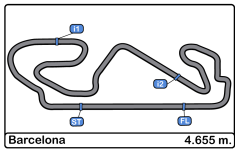

Circuito de Barcelona
International GT Open
Race - 2
Lap Analysis

36 — 1 Christian Hahn — Mercedes AMG GT3
PROAM — 2 Lucas Auer — Drivex School

Lap	D	Time	Sector 1	Sector 2	Sector 3	T. Spd	Elapsed
1	2	1:53.004	35.775	42.016	35.213	236.3	1:53.004
2	2	1:46.791	30.279	41.342	35.170	259.6	3:39.795
3	2	1:56.619	30.185	48.374	38.060	260.2	5:36.414
4	2	2:44.135	42.602	1:09.275	52.258	196.3	8:20.549
5	2	1:47.456	30.335	41.546	35.575	259.6	10:08.005
6	2	1:46.848	30.155	41.500	35.193	260.8	11:54.853
7	2	1:46.682	30.009	41.429	35.244	261.5	13:41.535
8	2	1:46.364	29.924	41.243	35.197	260.8	15:27.899
9	2	1:46.142	29.979	41.169	34.994	260.8	17:14.041
10	2	1:46.493	29.984	41.409	35.100	260.8	19:00.534
11	2	1:46.376	29.990	41.249	35.137	260.8	20:46.910
12	2	1:46.346	29.917	41.209	35.220	260.2	22:33.256
13	2	1:46.463	29.972	41.270	35.221	260.2	24:19.719
14	2	1:46.650	29.982	41.434	35.234	260.2	26:06.369
15	2	1:47.248	30.096	41.316	35.836	258.9	27:53.617
16	2	1:46.961	30.085	41.517	35.359	260.8	29:40.578
17	2	1:46.822	29.984	41.485	35.353	260.8	31:27.400
18	2	1:50.850 P	30.059	41.539	39.252	259.6	33:18.250
19	1	2:53.374	1:36.263	41.328	35.783	189.1	36:11.624
20	1	1:47.870	30.288	41.656	35.926	259.6	37:59.494
21	1	1:46.382	29.911	41.267	35.204	257.7	39:45.876
22	1	1:46.568	29.960	41.301	35.307	258.9	41:32.444
23	1	1:47.129	29.964	41.604	35.561	258.3	43:19.573
24	1	1:46.733	29.995	41.376	35.362	258.9	45:06.306
25	1	1:46.475	29.882	41.258	35.335	259.6	46:52.781
26	1	1:47.171	30.151	41.465	35.555	259.6	48:39.952
27	1	1:47.682	30.186	41.513	35.983	258.9	50:27.634
28	1	1:47.122	30.053	41.483	35.586	258.9	52:14.756
29	1	1:46.959	29.926	41.355	35.678	258.9	54:01.715
30	1	1:47.043	29.807	41.499	35.737	259.6	55:48.758
31	1	1:47.050	29.885	41.451	35.714	260.2	57:35.808
32	1	1:47.080	29.814	41.394	35.872	259.6	59:22.888
33	1	1:47.181	29.813	41.496	35.872	260.2	1:01:10.069

47 — 1 Fran Rueda — BMW M6 GT3
PRO — 2 Andrés Saravia — RACE / BMW Team Teo Martín

Lap	D	Time	Sector 1	Sector 2	Sector 3	T. Spd	Elapsed
1	1	1:50.259	33.715	41.379	35.165	240.5	1:50.259
2	1	1:46.962	30.109	41.524	35.329	259.6	3:37.221
3	1	1:56.853	30.033	47.738	39.082	259.6	5:34.074
4	1	2:45.073	42.895	1:08.866	53.312	219.5	8:19.147
5	1	1:47.735	30.213	42.279	35.243	258.3	10:06.882
6	1	1:46.356	29.806	41.407	35.143	262.7	11:53.238
7	1	1:46.232	29.899	41.318	35.015	262.1	13:39.470
8	1	1:46.389	29.905	41.348	35.136	261.5	15:25.859
9	1	1:46.201	29.820	41.189	35.192	262.7	17:12.060
10	1	1:46.210	29.873	41.279	35.058	262.1	18:58.270
11	1	1:46.074	29.843	41.165	35.066	261.5	20:44.344
12	1	1:46.401	29.805	41.474	35.122	261.5	22:30.745
13	1	1:50.198 P	29.865	41.379	38.954	261.5	24:20.943
14	2	2:59.670	1:43.161	41.426	35.083	193.2	27:20.613
15	2	1:46.712	30.250	41.353	35.109	260.8	29:07.325
16	2	1:46.428	29.935	41.245	35.248	262.7	30:53.753
17	2	1:46.655	30.035	41.260	35.360	262.1	32:40.408
18	2	1:46.492	29.973	41.168	35.351	261.5	34:26.900
19	2	1:46.813	30.010	41.357	35.446	262.7	36:13.713
20	2	1:47.486	29.996	41.514	35.976	263.4	38:01.199
21	2	1:46.748	30.047	41.375	35.326	264.0	39:47.947
22	2	1:46.855	29.864	41.539	35.452	262.1	41:34.802
23	2	1:47.037	30.036	41.536	35.465	262.1	43:21.839
24	2	1:46.839	29.999	41.488	35.352	262.1	45:08.678
25	2	1:46.978	29.935	41.544	35.499	263.4	46:55.656
26	2	1:46.696	29.944	41.464	35.288	263.4	48:42.352
27	2	1:46.573	29.828	41.347	35.398	263.4	50:28.925
28	2	1:46.967	29.875	41.405	35.687	262.7	52:15.892
29	2	1:46.946	29.860	41.503	35.583	263.4	54:02.838
30	2	1:46.708	29.883	41.487	35.338	264.7	55:49.546
31	2	1:46.951	29.894	41.440	35.617	264.7	57:36.497
32	2	1:47.053	30.021	41.351	35.681	264.0	59:23.550
33	2	1:47.172	29.857	41.456	35.859	264.0	1:01:10.722

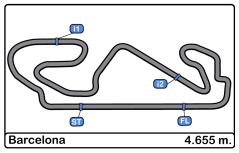

Circuito de Barcelona
International GT Open
Race - 2
Lap Analysis

51

1 Alessandro Pier Guidi — Ferrari 488 GT3
PRO — 2 Mikkel Mac — Luzich Racing

Lap	D	Time	Sector 1	Sector 2	Sector 3	T. Spd	Elapsed
1	1	1:51.646	35.124	41.461	35.061	240.0	1:51.646
2	1	1:46.659	30.126	41.328	35.205	260.2	3:38.305
3	1	1:56.922	30.037	49.228	37.657	261.5	5:35.227
4	1	2:44.870	42.988	1:09.227	52.655	194.2	8:20.097
5	1	1:47.230	30.212	41.607	35.411	259.6	10:07.327
6	1	1:46.582	30.046	41.383	35.153	260.8	11:53.909
7	1	1:46.272	29.982	41.266	35.024	260.8	13:40.181
8	1	1:46.177	29.926	41.207	35.044	261.5	15:26.358
9	1	1:46.211	29.902	41.231	35.078	260.8	17:12.569
10	1	1:46.226	29.925	41.304	34.997	261.5	18:58.795
11	1	1:46.051	29.925	41.142	34.984	261.5	20:44.846
12	1	1:46.413	29.963	41.265	35.185	261.5	22:31.259
13	1	1:46.249	29.950	41.309	34.990	261.5	24:17.508
14	1	1:50.327 P	29.924	41.341	39.062	260.8	26:07.835
15	2	2:49.889	1:33.850	41.252	34.787	191.1	28:57.724
16	2	1:46.096	30.149	41.091	34.856	259.6	30:43.820
17	2	1:46.176	30.070	41.065	35.041	258.9	32:29.996
18	2	1:45.906	29.833	40.976	35.097	258.9	34:15.902
19	2	1:45.836	29.817	41.079	34.940	259.6	36:01.738
20	2	1:46.293	29.993	41.171	35.129	259.6	37:48.031
21	2	1:46.371	29.912	41.427	35.032	258.9	39:34.402
22	2	1:46.329	29.948	41.293	35.088	258.9	41:20.731
23	2	1:46.928	30.192	41.451	35.285	259.6	43:07.659
24	2	1:46.501	29.983	41.356	35.162	259.6	44:54.160
25	2	1:46.570	30.036	41.472	35.062	259.6	46:40.730
26	2	1:47.489	30.230	42.132	35.127	260.2	48:28.219
27	2	1:46.274	30.012	41.240	35.022	261.5	50:14.493
28	2	1:46.260	30.010	41.250	35.000	260.8	52:00.753
29	2	1:45.941	29.888	40.944	35.109	260.8	53:46.694
30	2	1:46.678	30.120	41.337	35.221	260.8	55:33.372
31	2	1:46.833	29.957	41.608	35.268	261.5	57:20.205
32	2	1:46.644	29.990	41.310	35.344	260.8	59:06.849
33	2	1:46.731	29.954	41.205	35.572	261.5	1:00:53.580

52

1 Marco Cioci — Ferrari 488 GT3
PRO — 2 Matt Griffin — Luzich Racing

Lap	D	Time	Sector 1	Sector 2	Sector 3	T. Spd	Elapsed
1	2	1:57.799	37.054	44.685	36.060	241.0	1:57.799
2	2	1:47.392	30.265	41.752	35.375	259.6	3:45.191
3	2	1:58.370	30.153	50.438	37.779	261.5	5:43.561
4	2	2:41.041	42.618	1:08.056	50.367	210.9	8:24.602
5	2	1:47.439	30.317	41.809	35.313	261.5	10:12.041
6	2	1:46.965	30.112	41.619	35.234	261.5	11:59.006
7	2	1:47.284	30.344	41.736	35.204	261.5	13:46.290
8	2	1:47.024	30.216	41.642	35.166	261.5	15:33.314
9	2	1:47.180	29.939	41.677	35.564	262.1	17:20.494
10	2	1:47.107	30.132	41.608	35.367	260.2	19:07.601
11	2	1:47.040	30.050	41.639	35.351	260.8	20:54.641
12	2	1:47.114	29.968	41.737	35.409	260.8	22:41.755
13	2	1:52.150 P	30.097	41.659	40.394	261.5	24:33.905
14	1	2:50.858	1:34.002	41.700	35.156	190.1	27:24.763
15	1	1:46.481	30.109	41.394	34.978	258.9	29:11.244
16	1	1:46.134	29.974	41.180	34.980	259.6	30:57.378
17	1	1:46.796	29.931	41.322	35.543	259.6	32:44.174
18	1	1:47.821	30.427	41.857	35.537	261.5	34:31.995
19	1	1:47.315	30.216	41.786	35.313	260.8	36:19.310
20	1	1:48.463	30.626	41.666	36.171	261.5	38:07.773
21	1	1:46.895	29.904	41.559	35.432	259.6	39:54.668
22	1	1:49.514	31.625	42.082	35.807	259.6	41:44.182
23	1	1:48.070	30.484	42.154	35.432	261.5	43:32.252
24	1	1:47.100	30.049	41.746	35.305	259.6	45:19.352
25	1	1:47.234	29.897	41.462	35.875	259.6	47:06.586
26	1	1:46.802	30.018	41.456	35.328	258.9	48:53.388
27	1	1:46.754	29.979	41.478	35.297	258.3	50:40.142
28	1	1:46.746	29.951	41.584	35.211	258.3	52:26.888
29	1	1:46.847	29.969	41.566	35.312	258.9	54:13.735
30	1	1:47.044	30.076	41.578	35.390	260.2	56:00.779
31	1	1:50.200	31.108	42.867	36.225	258.3	57:50.979
32	1	1:47.253	30.014	41.649	35.590	262.1	59:38.232
33	1	1:48.211	30.276	41.974	35.961	261.5	1:01:26.443

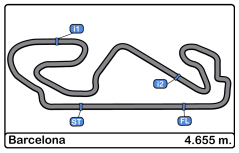

Circuito de Barcelona
International GT Open
Race - 2
Lap Analysis

63 — 1 Giovanni Venturini — Lamborghini Huracan GT3
PRO — 2 Jeroen Mul — Imperiale Racing

Lap	D	Time	Sector 1	Sector 2	Sector 3	T. Spd	Elapsed
1	1	1:50.763	34.317	41.330	35.116	241.0	1:50.763
2	1	1:46.969	30.157	41.352	35.460	258.9	3:37.732
3	1	1:57.088	29.995	49.405	37.688	259.6	5:34.820
4	1	2:44.694	42.913	1:09.227	52.554	196.0	8:19.514
5	1	1:46.431	30.193	41.386	34.852	257.7	10:05.945
6	1	1:46.007	29.791	41.125	35.091	258.9	11:51.952
7	1	1:45.800	29.894	41.006	34.900	258.3	13:37.752
8	1	1:45.469	29.718	40.947	34.804	258.3	15:23.221
9	1	1:45.896	29.849	41.080	34.967	258.9	17:09.117
10	1	1:45.736	29.777	41.065	34.894	258.9	18:54.853
11	1	1:45.643	29.882	40.813	34.948	258.3	20:40.496
12	1	1:45.732	29.775	41.022	34.935	257.7	22:26.228
13	1	1:45.845	29.840	41.017	34.988	258.3	24:12.073
14	1	1:45.940	29.863	41.081	34.996	258.9	25:58.013
15	1	1:47.098	30.038	41.525	35.535	259.6	27:45.111
16	1	1:45.940	29.763	41.122	35.055	262.1	29:31.051
17	1	1:46.319	29.937	41.175	35.207	260.8	31:17.370
18	1	1:46.186	29.948	41.188	35.050	261.5	33:03.556
19	1	1:50.338 P	29.789	41.081	39.468	260.8	34:53.894
20	2	3:14.688	1:57.293	41.353	36.042	190.4	38:08.582
21	2	1:49.522	30.411	41.613	37.498	263.4	39:58.104
22	2	1:47.235	30.131	41.488	35.616	258.3	41:45.339
23	2	1:49.603	30.179	42.455	36.969	263.4	43:34.942
24	2	1:47.749	30.182	41.435	36.132	263.4	45:22.691
25	2	1:46.785	30.401	41.402	34.982	264.0	47:09.476
26	2	1:46.170	30.057	41.288	34.825	263.4	48:55.646
27	2	1:46.576	29.919	41.442	35.215	264.7	50:42.222
28	2	1:47.104	30.039	41.531	35.534	262.1	52:29.326
29	2	1:46.526	30.050	41.274	35.202	262.7	54:15.852
30	2	1:50.693 P	29.953	41.464	39.276	264.0	56:06.545
31	2	2:05.738	48.793	41.639	35.306	193.2	58:12.283
32	2	1:47.107	29.890	42.050	35.167	264.7	59:59.390
33	2	1:47.400	29.997	41.756	35.647	264.7	1:01:46.790

66 — 1 Giulio Borlenghi — Lamborghini Huracan GT3
AM — 2 Andrzej Lewandowski — Vincenzo Sospiri Racing

Lap	D	Time	Sector 1	Sector 2	Sector 3	T. Spd	Elapsed
1	1	2:00.462	37.761	44.351	38.350	240.5	2:00.462
2	1	1:48.764	30.961	42.367	35.436	260.2	3:49.226
3	1	1:57.249	30.059	48.710	38.480	262.1	5:46.475
4	1	2:39.579	41.662	1:07.937	49.980	185.8	8:26.054
5	1	1:47.575	30.624	41.628	35.323	264.0	10:13.629
6	1	1:46.927	30.233	41.559	35.135	263.4	12:00.556
7	1	1:47.225	30.015	41.650	35.560	264.7	13:47.781
8	1	1:49.236	31.665	42.372	35.199	254.1	15:37.017
9	1	1:46.658	30.098	41.310	35.250	262.7	17:23.675
10	1	1:47.109	30.001	41.562	35.546	266.0	19:10.784
11	1	1:47.564	30.550	41.666	35.348	266.6	20:58.348
12	1	1:46.952	30.098	41.631	35.223	264.7	22:45.300
13	1	1:46.915	30.083	41.584	35.248	265.3	24:32.215
14	1	1:46.705	30.028	41.340	35.337	264.7	26:18.920
15	1	1:51.876 P	29.956	42.086	39.834	263.4	28:10.796
16	2	3:04.999	1:46.774	42.428	35.797	189.1	31:15.795
17	2	1:49.242	31.148	42.369	35.725	262.7	33:05.037
18	2	1:47.838	30.156	42.017	35.665	264.0	34:52.875
19	2	1:48.168	30.078	41.639	36.451	261.5	36:41.043
20	2	1:47.992	30.296	41.759	35.937	262.7	38:29.035
21	2	1:47.183	30.127	41.517	35.539	259.6	40:16.218
22	2	1:47.480	30.162	41.614	35.704	262.1	42:03.698
23	2	1:51.700	30.196	42.123	39.381	262.7	43:55.398
24	2	1:50.318	30.481	41.949	37.888	263.4	45:45.716
25	2	1:47.683	30.593	41.666	35.424	262.7	47:33.399
26	2	1:47.347	30.204	41.581	35.562	262.1	49:20.746
27	2	1:47.432	30.178	41.693	35.561	262.7	51:08.178
28	2	1:47.951	30.273	41.557	36.121	262.7	52:56.129
29	2	1:48.448	30.594	41.755	36.099	260.2	54:44.577
30	2	1:48.225	30.215	41.723	36.287	260.2	56:32.802
31	2	1:46.966	30.100	41.544	35.322	260.8	58:19.768
32	2	1:52.462	30.131	42.379	39.952	264.7	1:00:12.230
33	2	1:48.417	31.027	41.609	35.781	259.6	1:02:00.647

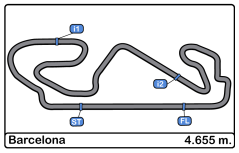

Circuito de Barcelona
International GT Open
Race - 2
Lap Analysis

71 — 1 Alexander West — Ferrari 488 GT3
PROAM — 2 Michele Rugolo — Luzich Racing

Lap	D	Time	Sector 1	Sector 2	Sector 3	T. Spd	Elapsed
1	2	1:59.726	37.003	44.927	37.796	246.5	1:59.726
2	2	1:47.350	30.640	41.593	35.117	260.2	3:47.076
3	2	1:57.490	30.321	48.984	38.185	260.2	5:44.566
4	2	2:40.608	42.548	1:08.068	49.992	201.1	8:25.174
5	2	1:47.339	30.292	41.654	35.393	263.4	10:12.513
6	2	1:46.921	30.098	41.602	35.221	262.1	11:59.434
7	2	1:47.377	30.311	41.680	35.386	262.7	13:46.811
8	2	1:46.938	30.059	41.618	35.261	263.4	15:33.749
9	2	1:47.304	30.131	41.609	35.564	263.4	17:21.053
10	2	1:47.402	30.401	41.669	35.332	262.1	19:08.455
11	2	1:46.788	30.016	41.401	35.371	262.1	20:55.243
12	2	1:47.061	30.104	41.561	35.396	262.7	22:42.304
13	2	1:47.243	30.080	41.540	35.623	264.0	24:29.547
14	2	1:46.472	29.990	41.275	35.207	260.8	26:16.019
15	2	1:47.444	29.987	41.621	35.836	261.5	28:03.463
16	2	1:49.883	30.307	43.014	36.562	262.1	29:53.346
17	2	1:47.059	30.117	41.672	35.270	262.1	31:40.405
18	2	1:46.817	30.015	41.506	35.296	260.8	33:27.222
19	2	1:51.749 P	30.083	41.535	40.131	260.8	35:18.971
20	1	2:53.049	1:34.522	41.649	36.878	189.8	38:12.020
21	1	1:50.428	30.493	42.820	37.115	259.6	40:02.448
22	1	1:48.126	30.511	41.726	35.889	258.9	41:50.574
23	1	1:48.444	30.329	41.920	36.195	259.6	43:39.018
24	1	1:48.975	30.927	41.817	36.231	261.5	45:27.993
25	1	1:48.057	30.492	41.760	35.805	260.2	47:16.050
26	1	1:48.113	30.435	41.706	35.972	260.2	49:04.163
27	1	1:48.637	30.885	41.835	35.917	260.8	50:52.800
28	1	1:48.636	31.016	41.759	35.861	259.6	52:41.436
29	1	1:47.802	30.174	41.701	35.927	260.2	54:29.238
30	1	1:48.127	30.410	41.865	35.852	258.9	56:17.365
31	1	1:50.148	30.369	41.698	38.081	258.9	58:07.513
32	1	2:37.699 P	31.874	57.628	1:08.197	257.1	1:00:45.212

72 — 1 Mario Plachutta — Mercedes AMG GT3
PROAM — 2 Thomas Jäger — Lechner Racing

Lap	D	Time	Sector 1	Sector 2	Sector 3	T. Spd	Elapsed
1	2	1:53.549	35.888	42.412	35.249	232.2	1:53.549
2	2	1:47.029	30.249	41.549	35.231	260.8	3:40.578
3	2	1:56.872	30.059	48.985	37.828	262.1	5:37.450
4	2	2:43.535	42.927	1:08.679	51.929	191.1	8:20.985
5	2	1:47.396	30.371	41.684	35.341	261.5	10:08.381
6	2	1:47.085	30.083	41.744	35.258	262.7	11:55.466
7	2	1:46.655	29.959	41.448	35.248	263.4	13:42.121
8	2	1:46.290	29.818	41.422	35.050	263.4	15:28.411
9	2	1:46.360	29.824	41.324	35.212	264.0	17:14.771
10	2	1:46.261	29.833	41.309	35.119	262.7	19:01.032
11	2	1:46.393	30.055	41.267	35.071	262.7	20:47.425
12	2	1:46.290	29.938	41.201	35.151	263.4	22:33.715
13	2	1:46.503	29.993	41.408	35.102	263.4	24:20.218
14	2	1:46.650	30.024	41.412	35.214	262.7	26:06.868
15	2	1:47.218	30.129	41.393	35.696	261.5	27:54.086
16	2	1:47.041	30.008	41.616	35.417	263.4	29:41.127
17	2	1:46.811	29.949	41.516	35.346	263.4	31:27.938
18	2	1:46.897	29.974	41.538	35.385	262.7	33:14.835
19	2	1:50.240 P	29.779	41.074	39.387	261.5	35:05.075
20	1	2:55.708	1:37.014	42.737	35.957	183.0	38:00.783
21	1	1:50.900	31.659	42.610	36.631	259.6	39:51.683
22	1	1:50.404	31.384	42.830	36.190	258.3	41:42.087
23	1	1:48.978	31.228	41.974	35.776	259.6	43:31.065
24	1	1:50.486	30.834	43.160	36.492	258.9	45:21.551

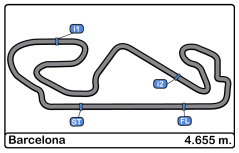

Circuito de Barcelona
International GT Open
Race - 2
Lap Analysis

77 — 1 Mateusz Lisowski — Audi R8 LMS
PRO — 2 — Olimp Racing

Lap	D	Time		Sector 1	Sector 2	Sector 3	T. Spd	Elapsed
1	1	2:01.221		37.977	44.219	39.025	229.7	2:01.221
2	1	1:49.219		31.004	42.329	35.886	254.7	3:50.440
3	1	1:58.142		30.313	48.761	39.068	262.1	5:48.582
4	1	2:38.400		40.977	1:08.135	49.288	199.6	8:26.982
5	1	1:47.599		30.536	41.826	35.237	261.5	10:14.581
6	1	1:47.004		30.331	41.440	35.233	262.1	12:01.585
7	1	1:46.995		30.143	41.648	35.204	262.7	13:48.580
8	1	1:47.754		31.146	41.459	35.149	263.4	15:36.334
9	1	1:45.823		29.799	41.012	35.012	261.5	17:22.157
10	1	1:47.325		30.296	41.695	35.334	265.3	19:09.482
11	1	1:46.512		30.055	41.232	35.225	264.0	20:55.994
12	1	1:47.216		30.046	41.778	35.392	264.7	22:43.210
13	1	1:47.285		30.063	41.631	35.591	263.4	24:30.495
14	1	1:46.255		29.893	41.426	34.936	262.7	26:16.750
15	1	1:47.092		29.898	41.354	35.840	262.7	28:03.842
16	1	1:49.035		30.253	43.006	35.776	264.7	29:52.877
17	1	1:46.676		30.134	41.596	34.946	262.7	31:39.553
18	1	1:45.919		29.943	41.036	34.940	258.9	33:25.472
19	1	1:45.981		29.870	41.065	35.046	259.6	35:11.453
20	1	1:49.729	P	29.783	41.199	38.747	260.8	37:01.182
21		3:00.774		1:43.591	41.125	36.058	185.5	40:01.956
22		1:45.762		29.975	40.858	34.929	258.9	41:47.718
23		1:46.951		29.817	41.242	35.892	260.8	43:34.669
24		1:47.440		30.124	41.243	36.073	262.7	45:22.109
25		2:09.499		53.009	41.461	35.029	263.4	47:31.608
26		1:46.464		30.135	41.386	34.943	264.0	49:18.072
27		1:46.358		29.900	41.411	35.047	263.4	51:04.430
28		1:46.438		29.860	41.280	35.298	262.7	52:50.868
29		1:46.781		29.940	41.369	35.472	264.0	54:37.649
30		1:46.923		29.859	41.734	35.330	265.3	56:24.572
31		1:50.962	P	30.133	41.884	38.945	264.0	58:15.534
32		2:05.884		48.431	40.984	36.469	193.2	1:00:21.418
33		1:46.130		30.140	41.153	34.837	260.2	1:02:07.548

84 — 1 Russell Ward — Mercedes AMG GT3
PRO — 2 Indy Dontje — Winward Racing / HTP Motorsport

Lap	D	Time		Sector 1	Sector 2	Sector 3	T. Spd	Elapsed
1	1	2:11.100		51.850	42.933	36.317	241.0	2:11.100
2	1	1:48.494		30.635	42.489	35.370	258.3	3:59.594
3	1	1:59.064		30.902	47.346	40.816	259.6	5:58.658
4	1	2:36.090		39.009	1:10.650	46.431	217.3	8:34.748
5	1	1:48.361		30.804	41.707	35.850	254.7	10:23.109
6	1	1:49.118		30.687	42.528	35.903	260.8	12:12.227
7	1	1:48.594		30.358	42.302	35.934	263.4	14:00.821
8	1	1:48.268		30.448	41.870	35.950	263.4	15:49.089
9	1	1:48.691		30.670	41.833	36.188	262.1	17:37.780
10	1	1:49.221		30.383	42.931	35.907	262.1	19:27.001
11	1	1:48.643		30.273	42.166	36.204	261.5	21:15.644
12	1	1:48.926		30.508	42.379	36.039	262.1	23:04.570
13	1	1:48.485		30.368	41.951	36.166	262.1	24:53.055
14	1	1:54.079	P	30.546	42.169	41.364	260.8	26:47.134
15	2	2:50.881		1:34.143	41.917	34.821	190.1	29:38.015
16	2	1:45.999		30.012	41.183	34.804	259.6	31:24.014
17	2	1:45.470		29.852	40.833	34.785	259.6	33:09.484
18	2	1:46.146		29.916	41.193	35.037	261.5	34:55.630
19	2	1:47.129		29.937	41.371	35.821	262.7	36:42.759
20	2	1:48.006		30.213	41.866	35.927	261.5	38:30.765
21	2	1:47.209		30.215	41.774	35.220	260.2	40:17.974
22	2	1:47.189		30.167	41.541	35.481	260.8	42:05.163
23	2	1:48.260		30.295	41.813	36.152	262.1	43:53.423
24	2	1:46.832		30.088	41.379	35.365	260.2	45:40.255
25	2	1:46.722		30.244	41.367	35.111	262.7	47:26.977
26	2	1:46.422		29.949	41.292	35.181	261.5	49:13.399
27	2	1:46.915		30.004	41.438	35.473	262.1	51:00.314
28	2	1:46.194		29.874	41.190	35.130	260.8	52:46.508
29	2	1:46.531		29.959	41.362	35.210	262.1	54:33.039
30	2	1:46.344		29.849	41.251	35.244	262.7	56:19.383
31	2	1:48.078		30.073	41.600	36.405	261.5	58:07.461
32	2	1:48.052		30.806	42.086	35.160	253.5	59:55.513
33	2	1:46.575		29.745	41.438	35.392	262.7	1:01:42.088

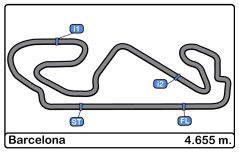

Circuito de Barcelona
International GT Open
Race - 2
Lap Analysis

90 — 1 Alberto Di Folco — Lamborghini Huracan GT3
PRO — 2 Adrian Zaugg — Target Racing

Lap	D	Time	Sector 1	Sector 2	Sector 3	T. Spd	Elapsed
1	1	1:59.983	37.348	44.062	38.573	250.5	1:59.983
2	1	1:47.723	30.796	41.795	35.132	258.9	3:47.706
3	1	1:57.162	30.105	49.108	37.949	261.5	5:44.868
4	1	2:40.834	42.704	1:07.995	50.135	193.2	8:25.702
5	1	1:47.444	30.440	41.653	35.351	261.5	10:13.146
6	1	1:46.835	30.159	41.495	35.181	261.5	11:59.981
7	1	1:47.144	30.153	41.720	35.271	262.1	13:47.125
8	1	1:46.984	30.141	41.622	35.221	262.1	15:34.109
9	1	1:47.467	30.050	41.764	35.653	262.1	17:21.576
10	1	1:47.314	30.149	41.898	35.267	260.2	19:08.890
11	1	1:46.730	30.068	41.405	35.257	260.8	20:55.620
12	1	1:47.230	30.232	41.543	35.455	261.5	22:42.850
13	1	1:52.183 P	30.040	41.581	40.562	262.7	24:35.033
14	2	3:02.778	1:44.747	42.801	35.230	190.8	27:37.811
15	2	1:46.829	30.207	41.430	35.192	257.1	29:24.640
16	2	1:46.201	30.231	41.092	34.878	257.1	31:10.841
17	2	1:46.571	30.117	41.237	35.217	257.1	32:57.412
18	2	1:46.907	30.358	41.377	35.172	257.1	34:44.319
19	2	1:46.969	30.072	41.331	35.566	258.3	36:31.288
20	2	1:47.120	30.162	41.535	35.423	257.1	38:18.408
21	2	1:49.520	30.933	42.687	35.900	257.7	40:07.928
22	2	1:48.095	30.907	41.692	35.496	256.5	41:56.023
23	2	1:46.997	30.221	41.576	35.200	260.2	43:43.020
24	2	1:46.705	30.101	41.395	35.209	258.9	45:29.725
25	2	1:47.518	30.377	41.965	35.176	260.8	47:17.243
26	2	1:47.599	30.408	41.708	35.483	261.5	49:04.842
27	2	1:48.146	30.603	41.880	35.663	260.2	50:52.988
28	2	1:46.641	30.230	41.178	35.233	262.7	52:39.629
29	2		30.110	41.949		259.6	

91 — 1 Stefano Costantini — Lamborghini Huracan GT3
AM — 2 — Target Racing

Lap	D	Time	Sector 1	Sector 2	Sector 3	T. Spd	Elapsed
1	1	2:02.310	38.795	45.207	38.308	245.4	2:02.310
2	1	1:50.664	31.415	42.999	36.250	264.0	3:52.974
3	1	1:58.419	30.358	49.123	38.938	263.4	5:51.393
4	1	2:37.535	40.968	1:09.452	47.115	225.4	8:28.928
5	1	1:50.864	31.213	42.453	37.198	263.4	10:19.792
6	1	1:48.090	30.358	42.253	35.479	263.4	12:07.882
7	1	1:47.538	30.156	41.911	35.471	263.4	13:55.420
8	1	1:47.744	30.325	41.890	35.529	262.7	15:43.164
9	1	1:47.820	30.294	42.219	35.307	264.0	17:30.984
10	1	1:47.823	30.271	42.100	35.452	262.7	19:18.807
11	1	1:47.523	30.221	41.780	35.522	262.7	21:06.330
12	1	1:47.597	30.270	41.753	35.574	262.1	22:53.927
13	1	1:48.058	30.299	42.067	35.692	262.1	24:41.985
14	1	1:53.235 P	30.186	42.465	40.584	260.2	26:35.220
15		3:10.039	1:53.039	41.863	35.137	192.5	29:45.259
16		1:47.068	30.340	41.486	35.242	262.1	31:32.327
17		1:47.015	30.057	41.457	35.501	262.1	33:19.342
18		1:46.780	30.039	41.604	35.137	261.5	35:06.122
19		1:46.888	30.053	41.539	35.296	262.1	36:53.010
20		1:47.294	30.196	41.783	35.315	261.5	38:40.304
21		1:46.750	30.107	41.379	35.264	260.8	40:27.054
22		1:47.229	30.111	41.875	35.243	260.2	42:14.283
23		1:46.670	29.971	41.426	35.273	262.1	44:00.953
24		1:47.401	30.406	41.636	35.359	260.2	45:48.354
25		1:48.471	30.677	42.442	35.352	263.4	47:36.825
26		1:46.835	30.195	41.386	35.254	261.5	49:23.660
27		1:46.649	30.152	41.473	35.024	261.5	51:10.309
28		1:46.628	30.146	41.232	35.250	261.5	52:56.937
29		1:48.033	30.132	41.868	36.033	262.1	54:44.970
30		1:48.326	30.247	41.676	36.403	262.1	56:33.296
31		1:47.157	30.091	41.643	35.423	262.7	58:20.453
32		1:51.434	30.047	41.679	39.708	262.7	1:00:11.887
33		1:48.155	30.466	42.001	35.688	255.9	1:02:00.042

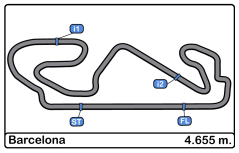

Circuito de Barcelona
International GT Open
Race - 2
Lap Analysis

96 — 1 Bradley Ellis — Audi R8 LMS
PROAM — 2 Oliver Wilkinson — Optimum Motorsport

Lap	D	Time	Sector 1	Sector 2	Sector 3	T. Spd	Elapsed
1	2	2:02.057	38.715	44.645	38.697	232.7	2:02.057
2	2	1:50.520	31.386	43.046	36.088	264.7	3:52.577
3	2	1:58.226	30.365	48.601	39.260	265.3	5:50.803
4	2	2:37.818	40.832	1:09.073	47.913	228.3	8:28.621
5	2	1:49.972	31.180	42.358	36.434	264.7	10:18.593
6	2	1:47.549	30.464	41.860	35.225	264.7	12:06.142
7	2	1:47.950	30.397	41.918	35.635	264.0	13:54.092
8	2	1:47.560	30.345	41.965	35.250	264.0	15:41.652
9	2	1:47.568	30.393	41.837	35.338	264.0	17:29.220
10	2	1:47.733	30.184	41.890	35.659	264.0	19:16.953
11	2	1:48.099	30.437	41.997	35.665	262.7	21:05.052
12	2	1:47.413	30.210	41.887	35.316	263.4	22:52.465
13	2	1:51.746 P	30.142	42.035	39.569	264.0	24:44.211
14	1	2:49.088	1:32.632	41.345	35.111	191.8	27:33.299
15	1	1:46.266	30.212	41.168	34.886	262.1	29:19.565
16	1	1:46.053	30.083	41.218	34.752	262.7	31:05.618
17	1	1:46.115	29.998	41.089	35.028	262.1	32:51.733
18	1	1:46.195	30.114	41.216	34.865	263.4	34:37.928
19	1	1:46.243	29.981	41.296	34.966	264.7	36:24.171
20	1	1:48.130	30.009	41.463	36.658	264.7	38:12.301
21	1	1:47.685	30.544	41.995	35.146	266.0	39:59.986
22	1	1:46.366	30.013	41.200	35.153	263.4	41:46.352
23	1	1:47.613	30.042	41.721	35.850	264.7	43:33.965
24	1	1:47.829	30.125	41.262	36.442	264.7	45:21.794
25	1	1:46.338	30.143	41.155	35.040	266.6	47:08.132
26	1	1:46.523	30.241	41.218	35.064	264.0	48:54.655
27	1	1:46.816	30.082	41.399	35.335	264.7	50:41.471
28	1	1:46.692	30.019	41.314	35.359	262.1	52:28.163
29	1	1:46.725	30.095	41.235	35.395	265.3	54:14.888
30	1	1:46.874	30.047	41.466	35.361	265.3	56:01.762
31	1	1:46.989	30.331	41.624	35.034	265.3	57:48.751
32	1	1:46.369	30.004	41.284	35.081	264.0	59:35.120
33	1	1:46.604	30.061	41.241	35.302	263.4	1:01:21.724

99 — 1 Manuel Da Costa — Mercedes AMG GT3
AM — 2 Miguel Sardinha — Sports and You

Lap	D	Time	Sector 1	Sector 2	Sector 3	T. Spd	Elapsed
1	2	2:05.616	41.710	45.603	38.303	235.8	2:05.616
2	2	1:51.962	31.494	43.299	37.169	258.9	3:57.578
3	2	2:00.347	31.261	48.097	40.989	258.3	5:57.925
4	2	2:36.740	39.122	1:10.283	47.335	219.0	8:34.665
5	2	1:52.649	32.094	43.389	37.166	253.5	10:27.314
6	2	1:50.647	31.493	42.675	36.479	256.5	12:17.961
7	2	1:49.396	30.877	42.275	36.244	258.3	14:07.357
8	2	1:49.005	30.728	42.292	35.985	257.7	15:56.362
9	2	1:48.710	30.639	42.296	35.775	258.3	17:45.072
10	2	1:49.752	30.617	42.641	36.494	258.9	19:34.824
11	2	1:49.613	31.042	42.450	36.121	257.7	21:24.437
12	2	1:48.601	30.426	42.127	36.048	258.9	23:13.038
13	2	1:54.413 P	30.565	42.266	41.582	258.3	25:07.451
14	1	2:53.529	1:35.286	42.341	35.902	191.1	28:00.980
15	1	1:50.971	30.814	42.809	37.348	258.9	29:51.951
16	1	1:52.476	30.863	43.706	37.907	257.7	31:44.427
17	1	1:49.163	30.750	42.269	36.144	257.7	33:33.590
18	1	1:48.119	30.553	41.948	35.618	257.7	35:21.709
19	1	1:47.522	30.371	41.653	35.498	258.9	37:09.231
20	1	1:48.124	30.283	41.850	35.991	258.3	38:57.355
21	1	1:48.459	30.487	41.940	36.032	257.1	40:45.814
22	1	1:48.333	30.473	41.972	35.888	257.1	42:34.147
23	1	1:48.617	30.607	41.967	36.043	257.7	44:22.764
24	1	1:48.551	30.727	42.052	35.772	257.1	46:11.315
25	1	1:47.497	30.464	41.531	35.502	258.3	47:58.812
26	1	1:47.792	30.329	41.473	35.990	258.3	49:46.604
27	1	1:47.394	30.340	41.461	35.593	257.1	51:33.998
28	1	1:48.171	30.418	41.723	36.030	257.7	53:22.169
29	1	1:49.361	31.166	41.950	36.245	257.1	55:11.530
30	1	1:48.768	30.763	41.999	36.006	257.7	57:00.298
31	1	1:48.224	30.480	41.796	35.948	257.1	58:48.522
32	1	1:49.560	30.562	42.290	36.708	257.7	1:00:38.082
33	1	1:51.090	30.979	42.866	37.245	257.1	1:02:29.172

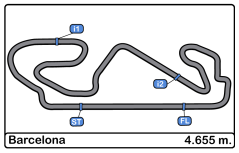

Circuito de Barcelona
International GT Open
Race - 2
Lap Analysis

111 — 1 Charles Finelli — Mercedes AMG GT3
AM — 2 Phillippe Denes — Porteiro Motorsport

Lap	D	Time	Sector 1	Sector 2	Sector 3	T. Spd	Elapsed
1	2	2:01.548	37.485	45.079	38.984	240.0	2:01.548
2	2	1:50.432	31.206	43.136	36.090	258.3	3:51.980
3	2	1:57.839	30.357	48.388	39.094	258.3	5:49.819
4	2	2:38.167	41.112	1:08.794	48.261	206.1	8:27.986
5	2	1:48.050	30.470	42.197	35.383	260.2	10:16.036
6	2	1:46.917	30.073	41.523	35.321	260.2	12:02.953
7	2	1:46.798	30.078	41.504	35.216	260.8	13:49.751
8	2	1:48.392	30.469	42.297	35.626	260.8	15:38.143
9	2	1:46.715	30.000	41.351	35.364	260.8	17:24.858
10	2	1:47.847	30.097	42.356	35.394	261.5	19:12.705
11	2	1:46.794	30.096	41.548	35.150	259.6	20:59.499
12	2	1:46.811	30.042	41.483	35.286	260.2	22:46.310
13	2	1:46.687	30.011	41.475	35.201	260.8	24:32.997
14	2	1:46.741	29.972	41.523	35.246	260.2	26:19.738
15	2	1:47.256	30.070	41.532	35.654	259.6	28:06.994
16	2	1:47.469	30.123	41.910	35.436	258.9	29:54.463
17	2	1:47.564	30.002	42.103	35.459	261.5	31:42.027
18	2	1:46.945	30.125	41.457	35.363	258.9	33:28.972
19	2	1:51.076 P	29.983	41.499	39.594	259.6	35:20.048
20	1	2:57.931	1:37.392	42.855	37.684	189.1	38:17.979
21	1	1:52.396	31.076	44.260	37.060	255.3	40:10.375
22	1	1:51.532	30.892	42.661	37.979	256.5	42:01.907
23	1	1:55.135	30.493	46.788	37.854	256.5	43:57.042
24	1	1:50.091	30.791	42.503	36.797	258.9	45:47.133
25	1	1:51.619	31.641	43.257	36.721	257.7	47:38.752
26	1	1:50.322	30.727	42.727	36.868	257.7	49:29.074
27	1	1:49.308	31.065	42.075	36.168	255.9	51:18.382
28	1	1:49.767	30.591	42.021	37.155	256.5	53:08.149
29	1	1:49.829	30.579	42.083	37.167	256.5	54:57.978
30	1	1:49.326	30.601	42.472	36.253	256.5	56:47.304
31	1	1:49.164	30.666	42.005	36.493	257.1	58:36.468
32	1	1:50.206	30.782	42.351	37.073	257.7	1:00:26.674
33	1	1:49.900	31.043	42.337	36.520	256.5	1:02:16.574

333 — 1 Rinat Salikhov — Ferrari 488 GT3
PROAM — 2 David Perel — Rinaldi Racing

Lap	D	Time	Sector 1	Sector 2	Sector 3	T. Spd	Elapsed
1	1	2:01.405	38.440	44.386	38.579	242.1	2:01.405
2	1	1:49.799	31.024	43.187	35.588	260.2	3:51.204
3	1	1:57.798	30.342	48.447	39.009	260.8	5:49.002
4	1	2:38.593	41.075	1:08.349	49.169	181.2	8:27.595
5	1	1:47.664	30.431	41.834	35.399	259.6	10:15.259
6	1	1:47.000	30.265	41.538	35.197	261.5	12:02.259
7	1	1:46.923	30.096	41.465	35.362	260.8	13:49.182
8	1	1:48.330	30.938	42.033	35.359	262.7	15:37.512
9	1	1:46.704	30.114	41.506	35.084	262.1	17:24.216
10	1	1:51.455 P	30.160	41.478	39.817	262.7	19:15.671
11	1	2:06.087	49.406	41.477	35.204	191.8	21:21.758
12	1	1:46.835	30.026	41.704	35.105	259.6	23:08.593
13	1	1:46.931	30.239	41.560	35.132	260.8	24:55.524
14	1	1:47.307	30.280	41.752	35.275	259.6	26:42.831
15	1	1:52.279 P	30.347	41.689	40.243	260.2	28:35.110
16	2	2:55.431	1:38.647	41.683	35.101	190.4	31:30.541
17	2	1:46.377	30.211	41.262	34.904	258.9	33:16.918
18	2	1:45.811	29.936	41.102	34.773	261.5	35:02.729
19	2	1:45.671	29.870	40.986	34.815	262.1	36:48.400
20	2	1:46.345	29.994	40.959	35.392	260.8	38:34.745
21	2	1:45.776	30.000	40.954	34.822	258.9	40:20.521
22	2	1:45.677	29.873	40.943	34.861	259.6	42:06.198
23	2	1:48.233	29.943	41.526	36.764	263.4	43:54.431
24	2	1:46.224	29.948	41.175	35.101	261.5	45:40.655
25	2	1:46.814	30.377	41.280	35.157	262.1	47:27.469
26	2	1:46.244	30.028	41.192	35.024	261.5	49:13.713
27	2	1:46.909	30.107	41.401	35.401	263.4	51:00.622
28	2	1:46.636	30.090	41.443	35.103	262.7	52:47.258
29	2	1:46.269	29.947	41.183	35.139	262.1	54:33.527
30	2	1:46.400	29.881	41.275	35.244	263.4	56:19.927
31	2	1:47.688	30.042	41.491	36.155	262.1	58:07.615
32	2	1:47.116	30.294	41.796	35.026	262.7	59:54.731
33	2	1:47.253	29.966	41.327	35.960	262.1	1:01:41.984

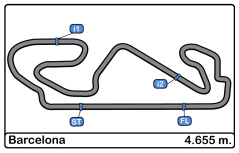

Circuito de Barcelona
International GT Open
Race - 2
Analysis by Lap

Lap 1

Num	Lap Time	Gap
47	1:50.259	
63	1:50.763	00.504
51	1:51.646	01.387
36	1:53.004	02.745
72	1:53.549	03.290
25	1:54.158	03.899
12	1:54.859	04.600
19	1:55.332	05.073
17	1:55.971	05.712
11	1:56.657	06.398
3	1:57.018	06.759
52	1:57.799	07.540
7	1:59.419	09.160
71	1:59.726	09.467
90	1:59.983	09.724
66	2:00.462	10.203
6	2:01.021	10.762
77	2:01.221	10.962
333	2:01.405	11.146
111	2:01.548	11.289
96	2:02.057	11.798
91	2:02.310	12.051
16	2:02.547	12.288
20	2:02.959	12.700
27	2:03.415	13.156
28	2:04.162	13.903
33	2:04.453	14.194
99	2:05.616	15.357
5	2:07.681	17.422
84	2:11.100	20.841

Lap 2

Num	Lap Time	Gap
47	1:46.962	
63	1:46.969	00.511
51	1:46.659	01.084
36	1:46.791	02.574
72	1:47.029	03.357
25	1:46.937	03.874
12	1:47.184	04.822
19	1:47.171	05.282
17	1:47.266	06.016
11	1:47.270	06.706
3	1:47.335	07.132
52	1:47.392	07.970
71	1:47.350	09.855
90	1:47.723	10.485
66	1:48.764	12.005
6	1:49.094	12.894
77	1:49.219	13.219
333	1:49.799	13.983
111	1:50.432	14.759
96	1:50.520	15.356
91	1:50.664	15.753
20	1:50.418	16.156
16	1:51.580	16.906
27	1:51.133	17.327
28	1:51.122	18.063
33	1:51.404	18.636
99	1:51.962	20.357
84	1:48.494	22.373
5	1:57.019	27.479

Lap 3

Num	Lap Time	Gap
47	1:56.853	
63	1:57.088	00.746
51	1:56.922	01.153
36	1:56.619	02.340
72	1:56.872	03.376
25	1:56.955	03.976
12	1:56.687	04.656
19	1:57.480	05.909
17	1:57.762	06.925
11	1:57.641	07.494
3	1:58.535	08.814
52	1:58.370	09.487
71	1:57.490	10.492
90	1:57.162	10.794
66	1:57.249	12.401
6	1:57.406	13.447
77	1:58.142	14.508
333	1:57.798	14.928
111	1:57.839	15.745
96	1:58.226	16.729
91	1:58.419	17.319
20	1:58.484	17.787
16	1:58.179	18.232
27	2:00.409	20.883
28	2:00.416	21.626
33	2:00.281	22.064
99	2:00.347	23.851
84	1:59.064	24.584
5	1:59.032	29.658

Lap 4

Num	Lap Time	Gap
47	2:45.073	
63	2:44.694	00.367
51	2:44.870	00.950
36	2:44.135	01.402
72	2:43.535	01.838
25	2:43.623	02.526
12	2:43.361	02.944
19	2:42.756	03.592
17	2:41.922	03.774
11	2:41.833	04.254
3	2:41.081	04.822
52	2:41.041	05.455
71	2:40.608	06.027
90	2:40.834	06.555
66	2:39.579	06.907
6	2:39.088	07.462
77	2:38.400	07.835
333	2:38.593	08.448
111	2:38.167	08.839
96	2:37.818	09.474
91	2:37.535	09.781
20	2:37.740	10.454
16	2:37.975	11.134
27	2:36.482	12.292
28	2:37.125	13.678
33	2:37.125	14.116
99	2:36.740	15.518
84	2:36.090	15.601
5	2:32.472	17.057

Lap 5

Num	Lap Time	Gap
63	1:46.431	
47	1:47.735	00.937
51	1:47.230	01.382
36	1:47.456	02.060
72	1:47.396	02.436
25	1:47.349	03.077
12	1:47.503	03.649
19	1:47.412	04.206
17	1:47.544	04.520
11	1:47.560	05.016
3	1:47.622	05.646
52	1:47.439	06.096
71	1:47.339	06.568
90	1:47.444	07.201
66	1:47.575	07.684
6	1:47.711	08.375
77	1:47.599	08.636
333	1:47.664	09.314
111	1:48.050	10.091
96	1:49.972	12.648
20	1:49.751	13.407
91	1:50.864	13.847
16	1:50.181	14.517
27	1:49.591	15.085
28	1:49.313	16.193
33	1:49.467	16.785
84	1:48.361	17.164
99	1:52.649	21.369
5	1:55.934	26.193

Lap 6

Num	Lap Time	Gap
63	1:46.007	
47	1:46.356	01.286
51	1:46.582	01.957
36	1:46.848	02.901
72	1:47.085	03.514
25	1:47.031	04.101
12	1:47.170	04.812
19	1:47.019	05.218
17	1:47.259	05.772
11	1:47.283	06.292
3	1:46.969	06.608
52	1:46.965	07.054
71	1:46.921	07.482
90	1:46.835	08.029
66	1:46.927	08.604
6	1:46.881	09.249
77	1:47.004	09.633
333	1:47.000	10.307
111	1:46.917	11.001
96	1:47.549	14.190
20	1:48.006	15.406
91	1:48.090	15.930
27	1:49.505	18.583
16	1:50.286	18.796
28	1:49.232	19.418
33	1:49.203	19.981
84	1:49.118	20.275
99	1:50.647	26.009
5	1:54.961	35.147

Lap 7

Num	Lap Time	Gap
63	1:45.800	
47	1:46.232	01.718
51	1:46.272	02.429
36	1:46.682	03.783
72	1:46.655	04.369
25	1:46.693	04.994
12	1:46.392	05.404
19	1:46.708	06.126
17	1:46.811	06.783
11	1:46.875	07.367
3	1:47.355	08.163
52	1:47.284	08.538
71	1:47.377	09.059
90	1:47.144	09.373
66	1:47.225	10.029
6	1:46.993	10.442

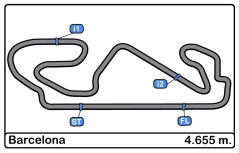

Circuito de Barcelona
International GT Open
Race - 2
Analysis by Lap

77	1:46.995	10.828
333	1:46.923	11.430
111	1:46.798	11.999
96	1:47.950	16.340
20	1:47.425	17.031
91	1:47.538	17.668
27	1:48.112	20.895
16	1:48.840	21.836
28	1:49.081	22.699
84	1:48.594	23.069
33	1:49.542	23.723
99	1:49.396	29.605
5	1:54.750	44.097
Num	**Lap Time**	**Gap**
Lap 8		
63	1:45.469	
47	1:46.389	02.638
51	1:46.177	03.137
36	1:46.364	04.678
72	1:46.290	05.190
25	1:46.300	05.825
12	1:46.648	06.583
19	1:46.630	07.287
17	1:46.916	08.230
11	1:47.070	08.968
3	1:46.839	09.533
52	1:47.024	10.093
71	1:46.938	10.528
90	1:46.984	10.888
6	1:46.634	11.607
77	1:47.754	13.113
66	1:49.236	13.796
333	1:48.330	14.291
111	1:48.392	14.922
96	1:47.560	18.431
20	1:47.863	19.425
91	1:47.744	19.943
27	1:47.821	23.247
16	1:48.441	24.808
28	1:48.343	25.573
84	1:48.268	25.868

33	1:48.399	26.653
99	1:49.005	33.141
5	1:55.018	53.646
Num	**Lap Time**	**Gap**
Lap 9		
63	1:45.896	
47	1:46.201	02.943
51	1:46.211	03.452
36	1:46.142	04.924
72	1:46.360	05.654
25	1:46.327	06.256
12	1:46.419	07.106
19	1:46.432	07.823
17	1:46.698	09.032
11	1:46.847	09.919
3	1:47.327	10.964
52	1:47.180	11.377
71	1:47.304	11.936
90	1:47.467	12.459
6	1:47.052	12.763
77	1:45.823	13.040
66	1:46.658	14.558
333	1:46.704	15.099
111	1:46.715	15.741
96	1:47.568	20.103
20	1:47.507	21.036
91	1:47.820	21.867
27	1:47.648	24.999
16	1:48.433	27.345
28	1:48.685	28.362
84	1:48.691	28.663
33	1:48.441	29.198
99	1:48.710	35.955
5	1:55.090	1:02.840
Num	**Lap Time**	**Gap**
Lap 10		
63	1:45.736	
47	1:46.210	03.417
51	1:46.226	03.942
36	1:46.493	05.681
72	1:46.261	06.179

25	1:46.250	06.770
12	1:46.414	07.784
19	1:46.321	08.408
17	1:46.620	09.916
11	1:46.918	11.101
3	1:47.041	12.269
52	1:47.107	12.748
71	1:47.402	13.602
90	1:47.314	14.037
77	1:47.325	14.629
6	1:48.487	15.514
66	1:47.109	15.931
111	1:47.847	17.852
333	1:51.455	20.818
96	1:47.733	22.100
20	1:47.537	22.837
91	1:47.823	23.954
27	1:47.345	26.608
16	1:49.037	30.646
28	1:48.920	31.546
84	1:49.221	32.148
33	1:49.503	32.965
99	1:49.752	39.971
5	1:55.043	1:12.147
Num	**Lap Time**	**Gap**
Lap 11		
63	1:45.643	
47	1:46.074	03.848
51	1:46.051	04.350
36	1:46.376	06.414
72	1:46.393	06.929
25	1:46.547	07.674
12	1:46.426	08.567
19	1:46.450	09.215
17	1:46.503	10.776
11	1:47.215	12.673
3	1:47.122	13.748
52	1:47.040	14.145
71	1:46.788	14.747
90	1:46.730	15.124
77	1:46.512	15.498

6	1:47.478	17.349
66	1:47.564	17.852
111	1:46.794	19.003
96	1:48.099	24.556
20	1:47.944	25.138
91	1:47.523	25.834
27	1:47.708	28.673
16	1:48.895	33.898
28	1:48.973	34.876
84	1:48.643	35.148
33	1:49.168	36.490
333	2:06.087	41.262
99	1:49.613	43.941
5	1:55.860	1:22.364
Num	**Lap Time**	**Gap**
Lap 12		
63	1:45.732	
47	1:46.401	04.517
51	1:46.413	05.031
36	1:46.346	07.028
72	1:46.290	07.487
25	1:46.449	08.391
12	1:46.418	09.253
19	1:46.683	10.166
17	1:46.588	11.632
11	1:46.838	13.779
3	1:47.055	15.071
52	1:47.114	15.527
71	1:47.061	16.076
90	1:47.230	16.622
77	1:47.216	16.982
6	1:46.939	18.556
66	1:46.952	19.072
111	1:46.811	20.082
96	1:47.413	26.237
20	1:47.320	26.726
91	1:47.597	27.699
27	1:47.637	30.578
16	1:48.590	36.756
28	1:48.757	37.901
84	1:48.926	38.342

33	1:48.322	39.080
333	1:46.835	42.365
99	1:48.601	46.810
5	1:55.131	1:31.763
Num	**Lap Time**	**Gap**
Lap 13		
63	1:45.845	
51	1:46.249	05.435
36	1:46.463	07.646
72	1:46.503	08.145
47	1:50.198	08.870
19	1:46.433	10.754
17	1:46.397	12.184
25	1:50.431	12.977
12	1:50.612	14.020
11	1:46.836	14.770
3	1:47.040	16.266
71	1:47.243	17.474
77	1:47.285	18.422
6	1:46.717	19.428
66	1:46.915	20.142
111	1:46.687	20.924
52	1:52.150	21.832
90	1:52.183	22.960
91	1:48.058	29.912
96	1:51.746	32.138
20	1:52.327	33.208
27	1:52.656	37.389
28	1:48.707	40.763
84	1:48.485	40.982
333	1:46.931	43.451
16	1:53.477	44.388
33	1:52.929	46.164
99	1:54.413	55.378
5	1:55.956	1:41.874
Num	**Lap Time**	**Gap**
Lap 14		
63	1:45.940	
36	1:46.650	08.356
72	1:46.650	08.855
51	1:50.327	09.822

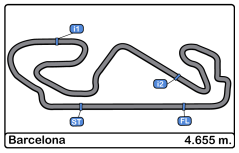

Circuito de Barcelona
International GT Open
Race - 2
Analysis by Lap

19	1:46.487	11.301
17	1:46.512	12.756
11	1:47.363	16.193
3	1:47.110	17.436
71	1:46.472	18.006
77	1:46.255	18.737
66	1:46.705	20.907
111	1:46.741	21.725
6	1:50.934	24.422
91	1:53.235	37.207
28	1:49.309	44.132
333	1:47.307	44.818
84	1:54.079	49.121
25	2:51.918	1:18.955
47	2:59.670	1:22.600
52	2:50.858	1:26.750
12	3:02.889	1:30.969
96	2:49.088	1:35.286
90	3:02.778	1:39.798
20	2:58.538	1:45.806
Num	**Lap Time**	**Gap**
Lap 15		
63	1:47.098	
27	2:55.967	1 Lap
33	2:50.975	1 Lap
16	2:53.213	1 Lap
36	1:47.248	08.506
72	1:47.218	08.975
19	1:47.506	11.709
5	2:02.976	1 Lap
17	1:46.765	12.423
99	2:53.529	1 Lap
11	1:47.411	16.506
3	1:47.687	18.025
71	1:47.444	18.352
77	1:47.092	18.731
111	1:47.256	21.883
66	1:51.876	25.685
333	1:52.279	49.999
28	1:55.446	52.480
51	2:49.889	1:12.613

25	1:45.476	1:17.333
47	1:46.712	1:22.214
52	1:46.481	1:26.133
6	2:52.118	1:29.442
12	1:46.105	1:29.976
96	1:46.266	1:34.454
90	1:46.829	1:39.529
20	1:45.819	1:44.527
Num	**Lap Time**	**Gap**
Lap 16		
63	1:45.940	
27	1:46.348	1 Lap
33	1:46.710	1 Lap
16	1:46.890	1 Lap
84	2:50.881	1 Lap
36	1:46.961	09.527
72	1:47.041	10.076
19	1:47.407	13.176
91	3:10.039	1 Lap
17	1:48.711	15.194
99	1:50.971	1 Lap
77	1:49.035	21.826
71	1:49.883	22.295
111	1:47.469	23.412
11	1:52.984	23.550
3	1:53.274	25.359
5	2:09.991	1 Lap
51	1:46.096	1:12.769
25	1:45.427	1:16.820
47	1:46.428	1:22.702
52	1:46.134	1:26.327
6	1:46.160	1:29.662
12	1:46.060	1:30.096
96	1:46.053	1:34.567
90	1:46.201	1:39.790
66	3:04.999	1:44.744
20	1:46.390	1:44.977
Num	**Lap Time**	**Gap**
Lap 17		
63	1:46.319	
27	1:46.165	1 Lap

33	1:46.097	1 Lap
16	1:46.126	1 Lap
84	1:45.999	1 Lap
36	1:46.822	10.030
72	1:46.811	10.568
28	2:50.876	1 Lap
333	2:55.431	1 Lap
91	1:47.068	1 Lap
19	1:51.780	18.637
17	1:50.889	19.764
77	1:46.676	22.183
71	1:47.059	23.035
111	1:47.564	24.657
99	1:52.476	1 Lap
51	1:46.176	1:12.626
25	1:45.316	1:15.817
47	1:46.655	1:23.038
11	2:49.263	1:26.494
52	1:46.796	1:26.804
3	2:49.445	1:28.485
6	1:45.878	1:29.221
12	1:46.108	1:29.885
96	1:46.115	1:34.363
90	1:46.571	1:40.042
20	1:45.793	1:44.451
Num	**Lap Time**	**Gap**
Lap 18		
63	1:46.186	
66	1:49.242	1 Lap
27	1:47.375	1 Lap
33	1:46.035	1 Lap
16	1:46.091	1 Lap
84	1:45.470	1 Lap
72	1:46.897	11.279
28	1:46.771	1 Lap
333	1:46.377	1 Lap
36	1:50.850	14.694
91	1:47.015	1 Lap
77	1:45.919	21.916
71	1:46.817	23.666
111	1:46.945	25.416

99	1:49.163	1 Lap
5	3:50.385	2 Laps
51	1:45.906	1:12.346
25	1:45.671	1:15.302
47	1:46.492	1:23.344
19	2:55.055	1:27.506
11	1:47.758	1:28.066
52	1:47.821	1:28.439
3	1:46.879	1:29.178
6	1:46.589	1:29.624
12	1:46.225	1:29.924
17	2:57.899	1:31.477
96	1:46.195	1:34.372
90	1:46.907	1:40.763
20	1:45.488	1:43.753
66	1:47.838	1:49.319
27	1:47.924	1:49.685
Num	**Lap Time**	**Gap**
Lap 19		
63	1:50.338	
33	1:46.263	1 Lap
16	1:46.421	1 Lap
84	1:46.146	1 Lap
28	1:46.449	1 Lap
333	1:45.811	1 Lap
72	1:50.240	11.181
91	1:46.780	1 Lap
77	1:45.981	17.559
71	1:51.749	25.077
111	1:51.076	26.154
99	1:48.119	1 Lap
5	1:49.020	2 Laps
51	1:45.836	1:07.844
25	1:45.506	1:10.470
36	2:53.374	1:17.730
47	1:46.813	1:19.819
19	1:47.634	1:24.802
11	1:47.341	1:25.069
52	1:47.315	1:25.416
6	1:46.984	1:26.270
17	1:46.614	1:27.753

96	1:46.243	1:30.277
90	1:46.969	1:37.394
20	1:45.733	1:39.148
66	1:48.168	1:47.149
27	1:48.303	1:47.650
33	1:47.655	1:48.078
16	1:47.184	1:48.492
84	1:47.129	1:48.865
28	1:45.999	1:53.792
333	1:45.671	1:54.506
91	1:46.888	1:59.116
Num	**Lap Time**	**Gap**
Lap 20		
77	1:49.729	
3	2:35.279	1 Lap
99	1:47.522	1 Lap
5	1:48.163	2 Laps
51	1:46.293	46.849
25	1:45.654	48.836
36	1:47.870	58.312
72	2:55.708	59.601
47	1:47.486	1:00.017
19	1:47.844	1:05.358
52	1:48.463	1:06.591
11	1:49.137	1:06.918
6	1:48.176	1:07.158
63	3:14.688	1:07.400
17	1:47.529	1:07.994
71	2:53.049	1:10.838
96	1:48.130	1:11.119
111	2:57.931	1:16.797
90	1:47.120	1:17.226
20	1:45.996	1:17.856
66	1:47.992	1:27.853
27	1:47.889	1:28.251
33	1:48.029	1:28.819
16	1:47.961	1:29.165
84	1:48.006	1:29.583
333	1:46.345	1:33.563
28	1:47.402	1:33.906
91	1:47.294	1:39.122

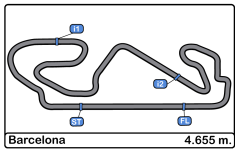

Circuito de Barcelona
International GT Open
Race - 2
Analysis by Lap

99	1:48.124	1:56.173
5	1:47.667	1 Lap

Num	Lap Time	Gap

Lap 21

51	1:46.371	
25	1:45.741	01.357
36	1:46.382	11.474
47	1:46.748	13.545
72	1:50.900	17.281
19	1:47.882	20.020
52	1:46.895	20.266
6	1:48.472	22.410
17	1:48.650	23.424
63	1:49.522	23.702
96	1:47.685	25.584
77	3:00.774	27.554
71	1:50.428	28.046
20	1:47.415	32.051
11	1:59.584	33.282
90	1:49.520	33.526
111	1:52.396	35.973
66	1:47.183	41.816
27	1:47.169	42.200
33	1:47.049	42.648
16	1:47.185	43.130
84	1:47.209	43.572
333	1:45.776	46.119
28	1:47.168	47.854
91	1:46.750	52.652
99	1:48.459	1:11.412
5	1:47.297	1 Lap

Num	Lap Time	Gap

Lap 22

51	1:46.329	
25	1:45.850	00.878
36	1:46.568	11.713
47	1:46.855	14.071
72	1:50.404	21.356
19	1:49.501	23.192
52	1:49.514	23.451
6	1:47.711	23.792
17	1:47.170	24.265
63	1:47.235	24.608
96	1:46.366	25.621
77	1:45.762	26.987
71	1:48.126	29.843
20	1:46.149	31.871
11	1:47.461	34.414
90	1:48.095	35.292
111	1:51.532	41.176
66	1:47.480	42.967
27	1:47.440	43.311
33	1:47.513	43.832
16	1:47.251	44.052
84	1:47.189	44.432
333	1:45.677	45.467
28	1:46.600	48.125
91	1:47.229	53.552
99	1:48.333	1:13.416
5	1:47.322	1 Lap

Num	Lap Time	Gap

Lap 23

51	1:46.928	
25	1:46.453	00.403
36	1:47.129	11.914
47	1:47.037	14.180
72	1:48.978	23.406
52	1:48.070	24.593
17	1:48.548	25.885
96	1:47.613	26.306
6	1:49.795	26.659
77	1:46.951	27.010
63	1:49.603	27.283
19	1:51.700	27.964
71	1:48.444	31.359
20	1:46.628	31.571
11	1:46.850	34.336
90	1:46.997	35.361
33	1:47.470	44.374
27	1:48.484	44.867
16	1:48.128	45.252
84	1:48.260	45.764
333	1:48.233	46.772
66	1:51.700	47.739
28	1:47.247	48.444
111	1:55.135	49.383
91	1:46.670	53.294
99	1:48.617	1:15.105
5	1:47.534	1 Lap

Num	Lap Time	Gap

Lap 24

51	1:46.501	
25	1:46.621	00.523
36	1:46.733	12.146
47	1:46.839	14.518
52	1:47.100	25.192
17	1:47.205	26.589
72	1:50.486	27.391
96	1:47.829	27.634
77	1:47.440	27.949
6	1:48.060	28.218
63	1:47.749	28.531
19	1:47.852	29.315
20	1:45.992	31.062
71	1:48.975	33.833
11	1:47.035	34.870
90	1:46.705	35.565
33	1:46.111	43.984
27	1:46.971	45.337
16	1:46.989	45.740
84	1:46.832	46.095
333	1:46.224	46.495
28	1:48.038	49.981
66	1:50.318	51.556
111	1:50.091	52.973
91	1:47.401	54.194
99	1:48.551	1:17.155
5	1:47.086	1 Lap

Num	Lap Time	Gap

Lap 25

51	1:46.570	
25	1:46.557	00.510
36	1:46.475	12.051
47	1:46.978	14.926
52	1:47.234	25.856
17	1:46.359	26.378
96	1:46.338	27.402
6	1:46.648	28.296
63	1:46.785	28.746
19	1:47.870	30.615
20	1:46.309	30.801
71	1:48.057	35.320
11	1:47.394	35.694
90	1:47.518	36.513
33	1:46.680	44.094
27	1:46.198	44.965
16	1:46.515	45.685
84	1:46.722	46.247
333	1:46.814	46.739
28	1:47.066	50.477
77	2:09.499	50.878
66	1:47.683	52.669
91	1:48.471	56.095
111	1:51.619	58.022
99	1:47.497	1:18.082
5	1:47.863	1 Lap

Num	Lap Time	Gap

Lap 26

25	1:46.327	
51	1:47.489	00.652
36	1:47.171	12.385
47	1:46.696	14.785
52	1:46.802	25.821
17	1:47.038	26.579
96	1:46.523	27.088
6	1:46.243	27.702
63	1:46.170	28.079
20	1:46.746	30.710
19	1:48.529	32.307
71	1:48.113	36.596
11	1:47.963	36.820
90	1:47.599	37.275
33	1:46.528	43.785
27	1:46.597	44.725
16	1:46.592	45.440
84	1:46.422	45.832
333	1:46.244	46.146
28	1:46.457	50.097
77	1:46.464	50.505
66	1:47.347	53.179
91	1:46.835	56.093
111	1:50.322	1:01.507
99	1:47.792	1:19.037
5	1:47.767	1 Lap

Num	Lap Time	Gap

Lap 27

25	1:46.061	
51	1:46.274	00.865
36	1:47.682	14.006
47	1:46.573	15.297
52	1:46.754	26.514
17	1:46.780	27.298
96	1:46.816	27.843
6	1:46.579	28.220
63	1:46.576	28.594
20	1:45.989	30.638
19	1:47.452	33.698
11	1:46.904	37.663
71	1:48.637	39.172
90	1:48.146	39.360
33	1:46.434	44.158
27	1:46.413	45.077
16	1:46.635	46.014
84	1:46.915	46.686
333	1:46.909	46.994
28	1:46.195	50.231
77	1:46.358	50.802
66	1:47.432	54.550
91	1:46.649	56.681
111	1:49.308	1:04.754
99	1:47.394	1:20.370
5	1:47.214	1 Lap

Num	Lap Time	Gap

Lap 28

25	1:45.567	

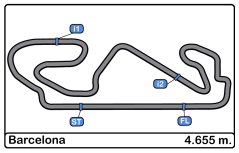

Circuito de Barcelona
International GT Open
Race - 2
Analysis by Lap

51	1:46.260	01.558
36	1:47.122	15.561
47	1:46.967	16.697
52	1:46.746	27.693
17	1:46.732	28.463
96	1:46.692	28.968
6	1:46.840	29.493
63	1:47.104	30.131
20	1:46.288	31.359
19	1:47.369	35.500
11	1:47.409	39.505
90	1:46.641	40.434
71	1:48.636	42.241
33	1:46.018	44.609
27	1:46.416	45.926
16	1:46.419	46.866
84	1:46.194	47.313
333	1:46.636	48.063
28	1:46.582	51.246
77	1:46.438	51.673
66	1:47.951	56.934
91	1:46.628	57.742
111	1:49.767	1:08.954
99	1:48.171	1:22.974
5	1:47.213	1 Lap

Num	Lap Time	Gap
Lap 29		
25	1:45.721	
51	1:45.941	01.778
36	1:46.959	16.799
47	1:46.946	17.922
52	1:46.847	28.819
17	1:46.660	29.402
96	1:46.725	29.972
6	1:46.579	30.351
63	1:46.526	30.936
20	1:46.102	31.740
19	1:46.827	36.606
71	1:47.802	44.322
33	1:46.261	45.149
27	1:46.676	46.881
16	1:46.403	47.548
84	1:46.531	48.123
333	1:46.269	48.611
11	1:57.243	51.027
28	1:46.876	52.401
77	1:46.781	52.733
66	1:48.448	59.661
91	1:48.033	1:00.054
111	1:49.829	1:13.062
99	1:49.361	1:26.614
5	1:47.002	1 Lap

Num	Lap Time	Gap
Lap 30		
25	1:45.617	
51	1:46.678	02.839
36	1:47.043	18.225
47	1:46.708	19.013
52	1:47.044	30.246
17	1:46.892	30.677
96	1:46.874	31.229
6	1:46.869	31.603
20	1:46.415	32.538
63	1:50.693	36.012
19	1:46.873	37.862
71	1:48.127	46.832
33	1:47.609	47.141
27	1:46.791	48.055
16	1:46.408	48.339
84	1:46.344	48.850
333	1:46.400	49.394
11	1:47.617	53.027
28	1:46.808	53.592
77	1:46.923	54.039
66	1:48.225	1:02.269
91	1:48.326	1:02.763
111	1:49.326	1:16.771
99	1:48.768	1:29.765
5	1:46.699	1 Lap

Num	Lap Time	Gap
Lap 31		
25	1:45.747	
51	1:46.833	03.925
36	1:47.050	19.528
47	1:46.951	20.217
17	1:46.674	31.604
96	1:46.989	32.471
6	1:47.203	33.059
20	1:47.112	33.903
52	1:50.200	34.699
19	1:52.727	44.842
33	1:48.440	49.834
27	1:47.965	50.273
16	1:48.048	50.640
84	1:48.078	51.181
71	1:50.148	51.233
333	1:47.688	51.335
11	1:47.177	54.457
28	1:47.391	55.236
63	2:05.738	56.003
77	1:50.962	59.254
66	1:46.966	1:03.488
91	1:47.157	1:04.173
111	1:49.164	1:20.188
99	1:48.224	1:32.242

Num	Lap Time	Gap
Lap 32		
25	1:46.203	
5	1:47.929	2 Laps
51	1:46.644	04.366
36	1:47.080	20.405
47	1:47.053	21.067
17	1:46.363	31.764
96	1:46.369	32.637
6	1:46.327	33.183
20	1:46.139	33.839
52	1:47.253	35.749
33	1:46.544	50.175
27	1:47.055	51.125
16	1:47.112	51.549
333	1:47.116	52.248
84	1:48.052	53.030
11	1:47.876	56.130
28	1:47.627	56.660
63	1:47.107	56.907
91	1:51.434	1:09.404
66	1:52.462	1:09.747
19	2:11.130	1:09.769
77	2:05.884	1:18.935
111	1:50.206	1:24.191
99	1:49.560	1:35.599
71	2:37.699	1:42.729

Num	Lap Time	Gap
Lap 33		
25	1:45.814	
5	1:47.013	2 Laps
51	1:46.731	05.283
36	1:47.181	21.772
47	1:47.172	22.425
17	1:46.175	32.125
96	1:46.604	33.427
6	1:46.430	33.799
20	1:46.523	34.548
52	1:48.211	38.146
33	1:46.418	50.779
27	1:46.416	51.727
16	1:47.576	53.311
333	1:47.253	53.687
84	1:46.575	53.791
11	1:46.973	57.289
28	1:47.103	57.949
63	1:47.400	58.493
91	1:48.155	1:11.745
66	1:48.417	1:12.350
77	1:46.130	1:19.251
111	1:49.900	1:28.277
99	1:51.090	1:40.875

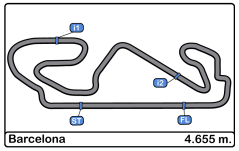

Circuito de Barcelona

International GT Open

Race - 2

Best Sectors Results

	Sector - 1			Sector - 2			Sector - 3			Ideal Lap vs Best Lap					
Clas	Nº	Driver	Time	Nº	Driver	Time	Nº	Driver	Time	Clas	Nº	Driver	Ideal Lap	Best Lap	Clas
1	63	Venturini - Mul	29.718	25	Agostini - Breukers	40.636	25	Agostini - Breukers	34.656	1	25	Agostini - Breukers	1:45.025	1:45.316	1
2	25	Agostini - Breukers	29.733	20	Pierburg - Onslow-Cole	40.790	12	Rizzoli - Fioravanti	34.704	2	63	Venturini - Mul	1:45.335	1:45.469	2
3	17	Gonda - Jensen	29.734	63	Venturini - Mul	40.813	96	Ellis - Wilkinson	34.752	3	84	Ward - Dontje	1:45.363	1:45.470	3
4	84	Ward - Dontje	29.745	84	Ward - Dontje	40.833	333	Salikhov - Perel	34.773	4	20	Pierburg - Onslow-Cole	1:45.393	1:45.488	4
5	20	Pierburg - Onslow-Cole	29.758	77	Mateusz Lisowski	40.858	84	Ward - Dontje	34.785	5	12	Rizzoli - Fioravanti	1:45.402	1:46.060	12
6	16	Hahn - Khodair	29.773	12	Rizzoli - Fioravanti	40.886	51	Pier Guidi - Mac	34.787	6	77	Mateusz Lisowski	1:45.478	1:45.762	6
7	28	Sowery - Cipriani	29.778	333	Salikhov - Perel	40.943	6	Ling - Keen	34.787	7	51	Pier Guidi - Mac	1:45.548	1:45.836	7
8	72	Plachutta - Jäger	29.779	51	Pier Guidi - Mac	40.944	63	Venturini - Mul	34.804	8	333	Salikhov - Perel	1:45.586	1:45.671	5
9	77	Mateusz Lisowski	29.783	6	Ling - Keen	40.980	16	Hahn - Khodair	34.822	9	6	Ling - Keen	1:45.618	1:45.878	8
10	47	Rueda - Saravia	29.805	33	Hook - Schwager	41.057	33	Hook - Schwager	34.829	10	16	Hahn - Khodair	1:45.689	1:46.091	14
11	36	Hahn - Auer	29.807	72	Plachutta - Jäger	41.074	77	Mateusz Lisowski	34.837	11	96	Ellis - Wilkinson	1:45.822	1:46.053	11
12	12	Rizzoli - Fioravanti	29.812	96	Ellis - Wilkinson	41.089	20	Pierburg - Onslow-Cole	34.845	12	33	Hook - Schwager	1:45.836	1:46.018	10
13	51	Pier Guidi - Mac	29.817	90	Di Folco - Zaugg	41.092	90	Di Folco - Zaugg	34.878	13	27	Crestani - Ramos	1:45.859	1:46.165	17
14	19	Liang - Giammaria	29.830	16	Hahn - Khodair	41.094	27	Crestani - Ramos	34.893	14	72	Plachutta - Jäger	1:45.903	1:46.261	20
15	3	Beirão da Veiga - Cruz Álvarez	29.831	27	Crestani - Ramos	41.118	52	Cioci - Griffin	34.978	15	36	Hahn - Auer	1:45.970	1:46.142	16
16	27	Crestani - Ramos	29.848	17	Gonda - Jensen	41.152	36	Hahn - Auer	34.994	16	28	Sowery - Cipriani	1:45.980	1:45.999	9
17	6	Ling - Keen	29.851	47	Rueda - Saravia	41.165	47	Rueda - Saravia	35.015	17	47	Rueda - Saravia	1:45.985	1:46.074	13
18	333	Salikhov - Perel	29.870	36	Hahn - Auer	41.169	28	Sowery - Cipriani	35.023	18	90	Di Folco - Zaugg	1:46.010	1:46.201	19
19	52	Cioci - Griffin	29.897	19	Liang - Giammaria	41.169	91	Stefano Costantini	35.024	19	17	Gonda - Jensen	1:46.011	1:46.175	18
20	33	Hook - Schwager	29.950	28	Sowery - Cipriani	41.179	72	Plachutta - Jäger	35.050	20	52	Cioci - Griffin	1:46.055	1:46.134	15
21	66	Borlenghi - Lewandowski	29.956	52	Cioci - Griffin	41.180	19	Liang - Giammaria	35.088	21	19	Liang - Giammaria	1:46.087	1:46.321	21
22	91	Stefano Costantini	29.971	91	Stefano Costantini	41.232	3	Beirão da Veiga - Cruz Álvarez	35.100	22	91	Stefano Costantini	1:46.227	1:46.628	23
23	111	Finelli - Denes	29.972	5	Jedlinski - Rdest	41.237	11	Di Amato - Montermini	35.104	23	3	Beirão da Veiga - Cruz Álvarez	1:46.347	1:46.839	28
24	96	Ellis - Wilkinson	29.981	71	West - Rugolo	41.275	71	West - Rugolo	35.117	24	71	West - Rugolo	1:46.379	1:46.472	22
25	71	West - Rugolo	29.987	11	Di Amato - Montermini	41.297	17	Gonda - Jensen	35.125	25	66	Borlenghi - Lewandowski	1:46.401	1:46.658	24
26	90	Di Folco - Zaugg	30.040	66	Borlenghi - Lewandowski	41.310	66	Borlenghi - Lewandowski	35.135	26	111	Finelli - Denes	1:46.473	1:46.687	25
27	11	Di Amato - Montermini	30.077	111	Finelli - Denes	41.351	111	Finelli - Denes	35.150	27	11	Di Amato - Montermini	1:46.478	1:46.836	27
28	5	Jedlinski - Rdest	30.167	3	Beirão da Veiga - Cruz Álvarez	41.416	5	Jedlinski - Rdest	35.212	28	5	Jedlinski - Rdest	1:46.616	1:46.699	26
29	99	Da Costa - Sardinha	30.283	99	Da Costa - Sardinha	41.461	99	Da Costa - Sardinha	35.498	29	99	Da Costa - Sardinha	1:47.242	1:47.394	29
30	7	Márcio Basso	30.831	7	Márcio Basso	45.309	7	Márcio Basso	38.485	30	7	Márcio Basso	1:54.625	1:59.419	30

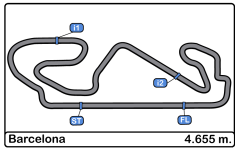

Circuito de Barcelona

International GT Open

Race - 2

Leader Sequence

Nº	Entrant/Team	Nat	Driver 1	Nat	Status	Driver 2	Nat	Status	Vehicle	Cat	Start Lap	End Lap	Laps	Total Laps
47	RACE / BMW Team Teo Martín	ESP	**Fran Rueda**	ESP	Silver	Andrés Saravia	GTM	Silver	BMW M6 GT3	PRO	1	**4**	4	4
63	Imperiale Racing	ITA	**Giovanni Venturini**	ITA	Gold	Jeroen Mul	NLD	Silver	Lamborghini Huracan GT3	PRO	5	**19**	15	15
77	Olimp Racing	POL	Mateusz Lisowski	POL	Bronze			Silver	Audi R8 LMS	PRO	20	**20**	1	1
51	Luzich Racing	USA	**Alessandro Pier Guidi**	ITA	Platinum	Mikkel Mac	DNK	Gold	Ferrari 488 GT3	PRO	21	**25**	5	5
25	Imperiale Racing	ITA	**Riccardo Agostini**	ITA	Gold	Rik Breukers	NLD	Silver	Lamborghini Huracan GT3	PRO	26	**33**	8	8

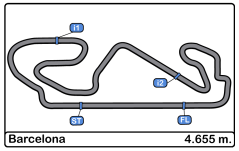

Circuito de Barcelona
International GT Open
Race - 2
Best 5 Lap Times

													Best 1		Best 2		Best 3		Best 4		Best 5	
Cl	Nº	Entrant/Team	Nat	Driver 1	Nat	Status	Driver 2	Nat	Status	Vehicle	Cat	Cl	Time	Lap	Time	Lap	Time	Lap	Time	Lap	Time	Lap
1	25	Imperiale Racing	ITA	Riccardo Agostini	ITA	Gold	Rik Breukers	NLD	Silver	Lamborghini Huracan GT3	PRO	1	1:45.316	17	1:45.427	16	1:45.476	15	1:45.506	19	1:45.567	28
2	63	Imperiale Racing	ITA	Giovanni Venturini	ITA	Gold	Jeroen Mul	NLD	Silver	Lamborghini Huracan GT3	PRO	2	1:45.469	8	1:45.643	11	1:45.732	12	1:45.736	10	1:45.800	7
3	84	Winward Racing / HTP	USA	Russell Ward	USA	Silver	Indy Dontje	NLD	Silver	Mercedes AMG GT3	PRO	3	1:45.470	17	1:45.999	16	1:46.146	18	1:46.194	28	1:46.344	30
4	20	SPS Automotive Performance	DEU	Valentin Pierburg	DEU	Bronze	Tom Onslow-Cole	GBR	Gold	Mercedes AMG GT3	PROAM	1	1:45.488	18	1:45.733	19	1:45.793	17	1:45.819	15	1:45.989	27
5	333	Rinaldi Racing	DEU	Rinat Salikhov	RUS	Bronze	David Perel	ZAF	Silver	Ferrari 488 GT3	PROAM	2	1:45.671	19	1:45.677	22	1:45.776	21	1:45.811	18	1:46.224	24
6	77	Olimp Racing	POL	Mateusz Lisowski	POL	Bronze			Silver	Audi R8 LMS	PRO	4	1:45.762	22	1:45.823	9	1:45.919	18	1:45.981	19	1:46.130	33
7	51	Luzich Racing	USA	Alessandro Pier Guidi	ITA	Platinum	Mikkel Mac	DNK	Gold	Ferrari 488 GT3	PRO	5	1:45.836	19	1:45.906	18	1:45.941	29	1:46.051	11	1:46.096	16
8	6	Vincenzo Sospiri Racing	ITA	Kang Ling	CHN	Silver	Philip Keen	GBR	Gold	Lamborghini Huracan GT3	PRO	6	1:45.878	17	1:46.160	16	1:46.243	26	1:46.327	32	1:46.430	33
9	28	Daiko Lazarus Racing	ITA	Toby Sowery	GBR	Silver	Giuseppe Cipriani	ITA	Bronze	Lamborghini Huracan GT3	PROAM	3	1:45.999	19	1:46.195	27	1:46.449	18	1:46.457	26	1:46.582	28
10	33	Rinaldi Racing	DEU	Christian Hook	DEU	Bronze	Dominik Schwager	DEU	Gold	Ferrari 488 GT3	PROAM	4	1:46.018	28	1:46.035	17	1:46.097	16	1:46.111	24	1:46.261	29
11	96	Optimum Motorsport	GBR	Bradley Ellis	GBR	Silver	Oliver Wilkinson	GBR	Bronze	Audi R8 LMS	PROAM	5	1:46.053	16	1:46.115	17	1:46.195	18	1:46.243	19	1:46.266	15
12	12	Ombra Racing	ITA	Andrea Rizzoli	ITA	Silver	Damiano Fioravanti	ITA	Silver	Lamborghini Huracan GT3	PRO	7	1:46.060	16	1:46.105	15	1:46.108	17	1:46.225	18	1:46.392	7
13	47	RACE / BMW Team Teo Martín	ESP	Fran Rueda	ESP	Silver	Andrés Saravia	GTM	Silver	BMW M6 GT3	PRO	8	1:46.074	11	1:46.201	9	1:46.210	10	1:46.232	7	1:46.356	6
14	16	Drivex School	ESP	Marcelo Hahn	BRA	Bronze	Allam Khodair	BRA	Gold	Mercedes AMG GT3	PROAM	6	1:46.091	17	1:46.126	16	1:46.403	29	1:46.408	30	1:46.419	28
15	52	Luzich Racing	USA	Marco Cioci	ITA	Gold	Matt Griffin	IRL	Gold	Ferrari 488 GT3	PRO	9	1:46.134	16	1:46.481	15	1:46.746	28	1:46.754	27	1:46.796	17
16	36	Drivex School	ESP	Christian Hahn	BRA	Bronze	Lucas Auer	AUT	Gold	Mercedes AMG GT3	PROAM	7	1:46.142	9	1:46.346	12	1:46.364	8	1:46.376	11	1:46.382	21
17	27	Daiko Lazarus Racing	ITA	Fabrizio Crestani	ITA	Silver	Miguel Ramos	PRT	Bronze	Lamborghini Huracan GT3	PROAM	8	1:46.165	16	1:46.198	25	1:46.348	15	1:46.413	27	1:46.416	28
18	17	Senkyr Motorsport	CZE	Richard Gonda	SVK	Silver	Mikkel Jensen	DNK	Silver	BMW M6 GT3	PRO	10	1:46.175	33	1:46.359	25	1:46.363	32	1:46.397	13	1:46.503	11
19	90	Target Racing	ITA	Alberto Di Folco	ITA	Silver	Adrian Zaugg	CHE	Silver	Lamborghini Huracan GT3	PRO	11	1:46.201	16	1:46.571	17	1:46.641	28	1:46.705	24	1:46.730	11
20	72	Lechner Racing	AUT	Mario Plachutta	AUT	Bronze	Thomas Jäger	DEU	Gold	Mercedes AMG GT3	PROAM	9	1:46.261	10	1:46.290	8	1:46.290	12	1:46.360	9	1:46.393	11
21	19	Imperiale Racing	ITA	Jiatong Liang	CHN	Bronze	Raffaele Giammaria	ITA	Gold	Lamborghini Huracan GT3	PROAM	10	1:46.321	10	1:46.432	9	1:46.433	13	1:46.450	11	1:46.487	14
22	71	Luzich Racing	USA	Alexander West	SWE	Bronze	Michele Rugolo	ITA	Gold	Ferrari 488 GT3	PROAM	11	1:46.472	14	1:46.788	11	1:46.817	18	1:46.921	6	1:46.938	8
23	91	Target Racing	ITA	Stefano Costantini	ITA	Bronze				Lamborghini Huracan GT3	AM	1	1:46.628	28	1:46.649	27	1:46.670	23	1:46.750	21	1:46.780	18
24	66	Vincenzo Sospiri Racing	ITA	Giulio Borlenghi	BRA	Bronze	Andrzej Lewandowski	POL	Bronze	Lamborghini Huracan GT3	AM	2	1:46.658	9	1:46.705	14	1:46.915	13	1:46.927	6	1:46.952	12
25	111	Porteiro Motorsport	ESP	Charles Finelli	USA	Bronze	Phillippe Denes	USA	Bronze	Mercedes AMG GT3	AM	3	1:46.687	13	1:46.715	9	1:46.741	14	1:46.794	11	1:46.798	7
26	5	Olimp Racing	POL	Stanislaw Jedlinski	POL	Bronze	Malgorzata Rdest	POL	Bronze	Audi R8 LMS	AM	4	1:46.699	29	1:47.002	28	1:47.013	31	1:47.086	23	1:47.213	27
27	11	RS Racing	ITA	Daniele Di Amato	ITA	Silver	Andrea Montermini	ITA	Gold	Ferrari 488 GT3	PRO	12	1:46.836	13	1:46.838	12	1:46.847	9	1:46.850	23	1:46.875	7
28	3	RACE / BMW Team Teo Martín	ESP	Lourenço Beirão da Veiga	PRT	Silver	Juan Cruz Álvarez	ARG	Silver	BMW M6 GT3	PRO	13	1:46.839	8	1:46.879	18	1:46.969	6	1:47.040	13	1:47.041	10
29	99	Sports and You	PRT	Manuel Da Costa	PRT	Bronze	Miguel Sardinha	PRT	Bronze	Mercedes AMG GT3	AM	5	1:47.394	27	1:47.497	25	1:47.522	19	1:47.792	26	1:48.119	18
30	7	RACE / BMW Team Teo Martín	ESP	Márcio Basso	BRA	Bronze				BMW M6 GT3	AM	6	1:59.419	1								

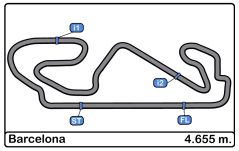

Circuito de Barcelona

International GT Open

Race - 2

Best 5 Top Speeds

													Top 1		Top 2		Top 3		Top 4		Top 5		
Cl	Nº	Entrant/Team	Nat	Driver 1	Nat	Status	Driver 2	Nat	Status	Vehicle	Cat	Cl	Km/h	Lap	Km/h	Lap	Km/h	Lap	Km/h	Lap	Km/h	Lap	Avg
1	**28**	Daiko Lazarus Racing	ITA	Toby Sowery	GBR	Silver	**Giuseppe Cipriani**	ITA	Bronze	Lamborghini Huracan GT3	PROAM	1	**269.3**	32	266.6	22	266.0	19	266.0	20	266.0	31	266.8
2	**17**	Senkyr Motorsport	CZE	Richard Gonda	SVK	Silver	**Mikkel Jensen**	DNK	Silver	BMW M6 GT3	PRO	1	**268.6**	31	265.3	17	265.3	23	265.3	27	264.7	9	265.8
3	**3**	RACE / BMW Team Teo Martín	ESP	Lourenço Beirão da Veiga	PRT	Silver	**Juan Cruz Álvarez**	ARG	Silver	BMW M6 GT3	PRO	2	**267.3**	19	266.6	9	266.0	7	266.0	8	266.0	10	266.4
4	**66**	Vincenzo Sospiri Racing	ITA	**Giulio Borlenghi**	BRA	Bronze	Andrzej Lewandowski	POL	Bronze	Lamborghini Huracan GT3	AM	1	**266.6**	11	266.0	10	265.3	13	264.7	7	264.7	12	265.4
5	**96**	Optimum Motorsport	GBR	Bradley Ellis	GBR	Silver	**Oliver Wilkinson**	GBR	Bronze	Audi R8 LMS	PROAM	2	**266.6**	25	266.0	21	265.3	3	265.3	29	265.3	30	265.7
6	**6**	Vincenzo Sospiri Racing	ITA	**Kang Ling**	CHN	Silver	Philip Keen	GBR	Gold	Lamborghini Huracan GT3	PRO	3	**266.0**	10	264.7	26	264.7	30	264.0	9	264.0	24	264.7
7	**12**	Ombra Racing	ITA	**Andrea Rizzoli**	ITA	Silver	Damiano Fioravanti	ITA	Silver	Lamborghini Huracan GT3	PRO	4	**265.3**	19	264.0	18	263.4	9	263.4	10	263.4	12	263.9
8	**77**	Olimp Racing	POL	Mateusz Lisowski	POL	Bronze			Silver	Audi R8 LMS	PRO	5	**265.3**	10	265.3	30	264.7	12	264.7	16	264.0	11	264.8
9	**11**	RS Racing	ITA	**Daniele Di Amato**	ITA	Silver	Andrea Montermini	ITA	Gold	Ferrari 488 GT3	PRO	6	**264.7**	27	264.0	26	263.4	25	263.4	32	262.7	16	263.6
10	**16**	Drivex School	ESP	**Marcelo Hahn**	BRA	Bronze	Allam Khodair	BRA	Gold	Mercedes AMG GT3	PROAM	3	**264.7**	23	262.1	19	262.1	31	261.5	30	260.8	18	262.2
11	**27**	Daiko Lazarus Racing	ITA	Fabrizio Crestani	ITA	Silver	**Miguel Ramos**	PRT	Bronze	Lamborghini Huracan GT3	PROAM	4	**264.7**	17	264.0	24	264.0	31	264.0	33	263.4	6	264.0
12	**47**	RACE / BMW Team Teo Martín	ESP	**Fran Rueda**	ESP	Silver	Andrés Saravia	GTM	Silver	BMW M6 GT3	PRO	7	**264.7**	30	264.7	31	264.0	21	264.0	32	264.0	33	264.3
13	**63**	Imperiale Racing	ITA	**Giovanni Venturini**	ITA	Gold	Jeroen Mul	NLD	Silver	Lamborghini Huracan GT3	PRO	8	**264.7**	27	264.7	32	264.7	33	264.0	25	264.0	30	264.4
14	**71**	Luzich Racing	USA	Alexander West	SWE	Bronze	**Michele Rugolo**	ITA	Gold	Ferrari 488 GT3	PROAM	5	**264.0**	13	263.4	5	263.4	8	263.4	9	262.7	7	263.4
15	**72**	Lechner Racing	AUT	Mario Plachutta	AUT	Bronze	**Thomas Jäger**	DEU	Gold	Mercedes AMG GT3	PROAM	6	**264.0**	9	263.4	7	263.4	8	263.4	12	263.4	13	263.5
16	**91**	Target Racing	ITA	Stefano Costantini	ITA	Bronze				Lamborghini Huracan GT3	AM	2	**264.0**	2	264.0	9	263.4	3	263.4	5	263.4	6	263.6
17	**84**	Winward Racing / HTP	USA	**Russell Ward**	USA	Silver	Indy Dontje	NLD	Silver	Mercedes AMG GT3	PRO	9	**263.4**	7	263.4	8	262.7	19	262.7	25	262.7	30	263.0
18	**333**	Rinaldi Racing	DEU	**Rinat Salikhov**	RUS	Bronze	David Perel	ZAF	Silver	Ferrari 488 GT3	PROAM	7	**263.4**	23	263.4	27	263.4	30	262.7	8	262.7	10	263.1
19	**19**	Imperiale Racing	ITA	Jiatong Liang	CHN	Bronze	**Raffaele Giammaria**	ITA	Gold	Lamborghini Huracan GT3	PROAM	8	**262.7**	7	262.7	11	262.7	25	262.1	8	262.1	9	262.5
20	**20**	SPS Automotive Performance	DEU	**Valentin Pierburg**	DEU	Bronze	Tom Onslow-Cole	GBR	Gold	Mercedes AMG GT3	PROAM	9	**262.7**	24	261.5	2	261.5	3	261.5	30	260.8	8	261.6
21	**25**	Imperiale Racing	ITA	**Riccardo Agostini**	ITA	Gold	Rik Breukers	NLD	Silver	Lamborghini Huracan GT3	PRO	10	**262.7**	8	262.7	10	262.7	11	262.7	26	262.1	9	262.6
22	**33**	Rinaldi Racing	DEU	**Christian Hook**	DEU	Bronze	Dominik Schwager	DEU	Gold	Ferrari 488 GT3	PROAM	10	**262.7**	5	262.1	23	261.5	2	260.8	8	260.8	9	261.6
23	**90**	Target Racing	ITA	**Alberto Di Folco**	ITA	Silver	Adrian Zaugg	CHE	Silver	Lamborghini Huracan GT3	PRO	11	**262.7**	13	262.7	28	262.1	7	262.1	8	262.1	9	262.3
24	**52**	Luzich Racing	USA	Marco Cioci	ITA	Gold	**Matt Griffin**	IRL	Gold	Ferrari 488 GT3	PRO	12	**262.1**	9	262.1	32	261.5	3	261.5	5	261.5	6	261.7
25	**36**	Drivex School	ESP	Christian Hahn	BRA	Bronze	**Lucas Auer**	AUT	Gold	Mercedes AMG GT3	PROAM	11	**261.5**	7	260.8	6	260.8	8	260.8	9	260.8	10	260.9
26	**51**	Luzich Racing	USA	**Alessandro Pier Guidi**	ITA	Platinum	Mikkel Mac	DNK	Gold	Ferrari 488 GT3	PRO	13	**261.5**	3	261.5	8	261.5	10	261.5	11	261.5	12	261.5
27	**111**	Porteiro Motorsport	ESP	Charles Finelli	USA	Bronze	**Phillippe Denes**	USA	Bronze	Mercedes AMG GT3	AM	3	**261.5**	10	261.5	17	260.8	7	260.8	8	260.8	9	261.1
28	**5**	Olimp Racing	POL	**Stanislaw Jedlinski**	POL	Bronze	Malgorzata Rdest	POL	Bronze	Audi R8 LMS	AM	4	**260.2**	31	258.9	29	258.3	24	258.3	25	258.3	28	258.8
29	**7**	RACE / BMW Team Teo Martín	ESP	Márcio Basso	BRA	Bronze				BMW M6 GT3	AM	5	**259.6**	2	242.6	1							251.1
30	**99**	Sports and You	PRT	Manuel Da Costa	PRT	Bronze	**Miguel Sardinha**	PRT	Bronze	Mercedes AMG GT3	AM	6	**258.9**	2	258.9	10	258.9	12	258.9	15	258.9	19	258.9

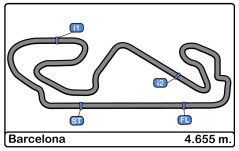

Circuito de Barcelona

International GT Open

Race - 2

Fastest Laps Sequence

Lap	Time of Day	Session Time	Nº	Entrant/Team	Nat	Driver 1	Nat	Status	Driver 2	Nat	Status	Vehicle	Cat	Time	Km/h
2	14:17:07.960	3:36.960	**47**	RACE / BMW Team Teo Martín	ESP	**Fran Rueda**	ESP	Silver	Andrés Saravia	GTM	Silver	BMW M6 GT3	PRO	**1:46.962**	156.6
2	14:17:09.044	3:38.044	**51**	Luzich Racing	USA	**Alessandro Pier Guidi**	ITA	Platinum	Mikkel Mac	DNK	Gold	Ferrari 488 GT3	PRO	**1:46.659**	157.1
5	14:23:36.684	10:05.684	**63**	Imperiale Racing	ITA	**Giovanni Venturini**	ITA	Gold	Jeroen Mul	NLD	Silver	Lamborghini Huracan GT3	PRO	**1:46.431**	157.4
6	14:25:22.691	11:51.691	**63**	Imperiale Racing	ITA	**Giovanni Venturini**	ITA	Gold	Jeroen Mul	NLD	Silver	Lamborghini Huracan GT3	PRO	**1:46.007**	158.0
7	14:27:08.491	13:37.491	**63**	Imperiale Racing	ITA	**Giovanni Venturini**	ITA	Gold	Jeroen Mul	NLD	Silver	Lamborghini Huracan GT3	PRO	**1:45.800**	158.3
8	14:28:53.960	15:22.960	**63**	Imperiale Racing	ITA	**Giovanni Venturini**	ITA	Gold	Jeroen Mul	NLD	Silver	Lamborghini Huracan GT3	PRO	**1:45.469**	158.8
16	14:44:18.610	30:47.610	**25**	Imperiale Racing	ITA	Riccardo Agostini	ITA	Gold	**Rik Breukers**	NLD	Silver	Lamborghini Huracan GT3	PRO	**1:45.427**	158.9
17	14:46:03.925	32:32.925	**25**	Imperiale Racing	ITA	Riccardo Agostini	ITA	Gold	**Rik Breukers**	NLD	Silver	Lamborghini Huracan GT3	PRO	**1:45.316**	159.1

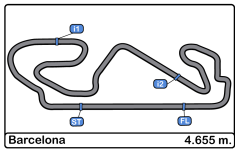

Circuito de Barcelona
International GT Open
Race - 2
Event Best Maximum Speed

Nº	Entrant/Team	Nat	Driver 1	Nat	Status	Driver 2	Nat	Status	Vehicle	Cat	Km/h	Session
3	RACE / BMW Team Teo Martín	ESP	Lourenço Beirão da Veiga	PRT	Silver	Juan Cruz Álvarez	ARG	Silver	BMW M6 GT3	PRO	272.0	Qualifying - 1 Driver - 1
7	RACE / BMW Team Teo Martín	ESP	Márcio Basso	BRA	Bronze				BMW M6 GT3	AM	272.0	Race - 1
17	Senkyr Motorsport	CZE	Richard Gonda	SVK	Silver	Mikkel Jensen	DNK	Silver	BMW M6 GT3	PRO	272.0	Race - 1
6	Vincenzo Sospiri Racing	ITA	Kang Ling	CHN	Silver	Philip Keen	GBR	Gold	Lamborghini Huracan GT3	PRO	271.3	Free Practice - 2
47	RACE / BMW Team Teo Martín	ESP	Fran Rueda	ESP	Silver	Andrés Saravia	GTM	Silver	BMW M6 GT3	PRO	271.3	Race - 1
72	Lechner Racing	AUT	Mario Plachutta	AUT	Bronze	Thomas Jäger	DEU	Gold	Mercedes AMG GT3	PROAM	271.3	Race - 1
27	Daiko Lazarus Racing	ITA	Fabrizio Crestani	ITA	Silver	Miguel Ramos	PRT	Bronze	Lamborghini Huracan GT3	PROAM	270.6	Free Practice - 1
28	Daiko Lazarus Racing	ITA	Toby Sowery	GBR	Silver	Giuseppe Cipriani	ITA	Bronze	Lamborghini Huracan GT3	PROAM	270.6	Free Practice - 1
51	Luzich Racing	USA	Alessandro Pier Guidi	ITA	Platinum	Mikkel Mac	DNK	Gold	Ferrari 488 GT3	PRO	270.0	Race - 1
36	Drivex School	ESP	Christian Hahn	BRA	Bronze	Lucas Auer	AUT	Gold	Mercedes AMG GT3	PROAM	270.0	Race - 1
66	Vincenzo Sospiri Racing	ITA	Giulio Borlenghi	BRA	Bronze	Andrzej Lewandowski	POL	Bronze	Lamborghini Huracan GT3	AM	269.3	Free Practice - 1
33	Rinaldi Racing	DEU	Christian Hook	DEU	Bronze	Dominik Schwager	DEU	Gold	Ferrari 488 GT3	PROAM	269.3	Free Practice - 2
96	Optimum Motorsport	GBR	Bradley Ellis	GBR	Silver	Oliver Wilkinson	GBR	Bronze	Audi R8 LMS	PROAM	269.3	Race - 1
12	Ombra Racing	ITA	Andrea Rizzoli	ITA	Silver	Damiano Fioravanti	ITA	Silver	Lamborghini Huracan GT3	PRO	269.3	Qualifying - 2 Driver - 2
91	Target Racing	ITA	Stefano Costantini	ITA	Bronze				Lamborghini Huracan GT3	AM	268.6	Race - 1
333	Rinaldi Racing	DEU	Rinat Salikhov	RUS	Bronze	David Perel	ZAF	Silver	Ferrari 488 GT3	PROAM	268.6	Race - 1
11	RS Racing	ITA	Daniele Di Amato	ITA	Silver	Andrea Montermini	ITA	Gold	Ferrari 488 GT3	PRO	267.9	Free Practice - 1
90	Target Racing	ITA	Alberto Di Folco	ITA	Silver	Adrian Zaugg	CHE	Silver	Lamborghini Huracan GT3	PRO	267.9	Race - 1
63	Imperiale Racing	ITA	Giovanni Venturini	ITA	Gold	Jeroen Mul	NLD	Silver	Lamborghini Huracan GT3	PRO	267.9	Race - 1
52	Luzich Racing	USA	Marco Cioci	ITA	Gold	Matt Griffin	IRL	Gold	Ferrari 488 GT3	PRO	267.3	Free Practice - 1
20	SPS Automotive Performance	DEU	Valentin Pierburg	DEU	Bronze	Tom Onslow-Cole	GBR	Gold	Mercedes AMG GT3	PROAM	267.3	Free Practice - 2
71	Luzich Racing	USA	Alexander West	SWE	Bronze	Michele Rugolo	ITA	Gold	Ferrari 488 GT3	PROAM	267.3	Free Practice - 2
77	Olimp Racing	POL	Mateusz Lisowski	POL	Bronze			Silver	Audi R8 LMS	PRO	267.3	Qualifying - 1 Driver - 1
25	Imperiale Racing	ITA	Riccardo Agostini	ITA	Gold	Rik Breukers	NLD	Silver	Lamborghini Huracan GT3	PRO	267.3	Race - 1
19	Imperiale Racing	ITA	Jiatong Liang	CHN	Bronze	Raffaele Giammaria	ITA	Gold	Lamborghini Huracan GT3	PROAM	267.3	Race - 1
16	Drivex School	ESP	Marcelo Hahn	BRA	Bronze	Allam Khodair	BRA	Gold	Mercedes AMG GT3	PROAM	266.0	Free Practice - 1
84	Winward Racing / HTP	USA	Russell Ward	USA	Silver	Indy Dontje	NLD	Silver	Mercedes AMG GT3	PRO	266.0	Free Practice - 1
5	Olimp Racing	POL	Stanislaw Jedlinski	POL	Bronze	Malgorzata Rdest	POL	Bronze	Audi R8 LMS	AM	266.0	Race - 1
111	Porteiro Motorsport	ESP	Charles Finelli	USA	Bronze	Phillippe Denes	USA	Bronze	Mercedes AMG GT3	AM	265.3	Race - 1
99	Sports and You	PRT	Manuel Da Costa	PRT	Bronze	Miguel Sardinha	PRT	Bronze	Mercedes AMG GT3	AM	264.7	Free Practice - 2

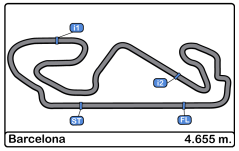

Circuito de Barcelona
International GT Open
Race - 2
Lap Chart

LAP

Nr	Po	Grid	1	2	3	4	5	6	7	8	9	10	11	12	13	14	15	16	17	18	19	20	21	22	23	24	25	26	27	28	29	30	31	32	33
47	**1**	47	47	47	47	47	63	63	63	63	63	63	63	63	63	63	63	63	63	63	63	77	51	51	51	51	51	25	25	25	25	25	25	25	25
63	**2**	63	63	63	63	63	47	47	47	47	47	47	47	47	51	36	36	36	36	72	72	51	25	25	25	25	25	51	51	51	51	51	51	51	51
7	**3**	7	51	51	51	51	51	51	51	51	51	51	51	51	36	72	72	72	72	36	77	25	36	36	36	36	36	36	36	36	36	36	36	36	36
51	**4**	51	36	36	36	36	36	36	36	36	36	36	36	36	72	51	19	19	19	77	71	36	47	47	47	47	47	47	47	47	47	47	47	47	47
36	**5**	36	72	72	72	72	72	72	72	72	72	72	72	72	47	19	17	17	17	71	111	72	72	72	72	52	52	52	52	52	52	52	17	17	17
72	**6**	72	25	25	25	25	25	25	25	25	25	25	25	25	19	17	11	77	77	111	51	47	19	19	52	17	17	17	17	17	17	17	96	96	96
19	**7**	19	12	12	12	12	12	12	12	12	12	12	12	12	17	11	3	71	71	51	25	19	52	52	17	72	96	96	96	96	96	96	6	6	6
25	**8**	25	19	19	19	19	19	19	19	19	19	19	19	19	25	3	71	111	111	25	36	52	6	6	96	96	6	6	6	6	6	6	20	20	20
12	**9**	12	17	17	17	17	17	17	17	17	17	17	17	17	12	71	77	11	51	47	47	11	17	17	6	77	63	63	63	63	63	20	52	52	52
11	**10**	11	11	11	11	11	11	11	11	11	11	11	11	11	11	77	111	3	25	19	19	6	63	63	77	6	19	20	20	20	20	63	19	33	33
17	**11**	17	3	3	3	3	3	3	3	3	3	3	3	3	3	66	66	51	47	11	11	63	96	96	63	63	20	19	19	19	19	19	33	27	27
71	**12**	71	52	52	52	52	52	52	52	52	52	52	52	52	71	111	333	25	11	52	52	17	77	77	19	19	71	71	11	11	71	71	27	16	16
111	**13**	111	7	71	71	71	71	71	71	71	71	71	71	71	77	6	28	47	52	3	6	71	71	71	71	20	11	11	71	90	33	33	16	333	333
3	**14**	3	71	90	90	90	90	90	90	90	90	90	90	90	6	91	51	52	3	6	17	96	20	20	20	71	90	90	90	71	27	27	84	84	84
52	**15**	52	90	66	66	66	66	66	66	6	6	77	77	77	66	28	25	6	6	12	96	111	11	11	11	11	33	33	33	33	16	16	71	11	11
90	**16**	90	66	6	6	6	6	6	6	77	77	6	6	6	111	333	47	12	12	17	90	90	90	90	90	90	27	27	27	27	84	84	333	28	28
77	**17**	77	6	77	77	77	77	77	77	66	66	66	66	66	52	84	52	96	96	96	20	20	111	111	33	33	16	16	16	16	333	333	11	63	63
6	**18**	6	77	333	333	333	333	333	333	333	333	111	111	111	90	25	6	90	90	90	66	66	66	66	27	27	84	84	84	84	11	11	28	91	91
66	**19**	66	333	111	111	111	111	111	111	111	111	333	96	96	91	47	12	66	20	20	27	27	27	27	16	16	333	333	333	333	28	28	63	66	66
84	**20**	84	111	96	96	96	96	96	96	96	96	96	20	20	96	52	96	20	66	66	33	33	33	33	84	84	28	28	28	28	77	77	77	19	77
333	**21**	333	96	91	91	91	20	20	20	20	20	20	91	91	20	12	90	27	27	27	16	16	16	16	333	333	77	77	77	77	66	66	66	77	111
91	**22**	91	91	20	20	20	91	91	91	91	91	91	27	27	27	96	20	33	33	33	84	84	84	84	66	28	66	66	66	66	91	91	91	111	99
20	**23**	20	16	16	16	16	16	27	27	27	27	27	16	16	28	90	27	16	16	16	28	333	333	333	28	66	91	91	91	91	111	111	111	99	
16	**24**	16	20	27	27	27	27	16	16	16	16	16	28	28	84	20	33	84	84	84	333	28	28	28	111	111	111	111	111	111	99	99	99	71	
27	**25**	27	27	28	28	28	28	28	28	28	28	28	84	84	333	27	16	28	28	28	91	91	91	91	91	91	99	99	99	99	5	5	5		
96	**26**	96	28	33	33	33	33	33	84	84	84	84	33	33	16	33	84	333	333	333	3	99	99	99	99	99	5	5	5	5					
28	**27**	28	33	99	99	99	84	84	33	33	33	33	333	333	33	16	91	91	91	91	99	5	5	5	5	5									
33	**28**	33	99	84	84	84	99	99	99	99	99	99	99	99	99	5	99	99	99	99	5														
99	**29**	99	5	5	5	5	5	5	5	5	5	5	5	5	5	99	5	5	5	5															

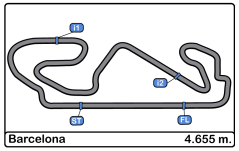

Circuito de Barcelona
International GT Open
Race - 2
Lap Chart

LAP

Nr	Po	Grid	1	2	3	4	5	6	7	8	9	10	11	12	13	14	15	16	17	18	19	20	21	22	23	24	25	26	27	28	29	30	31	32	33
5	**30**	5	84																																

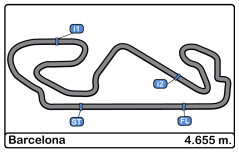

Circuito de Barcelona

International GT Open

Race - 2

Graphic Lap Chart

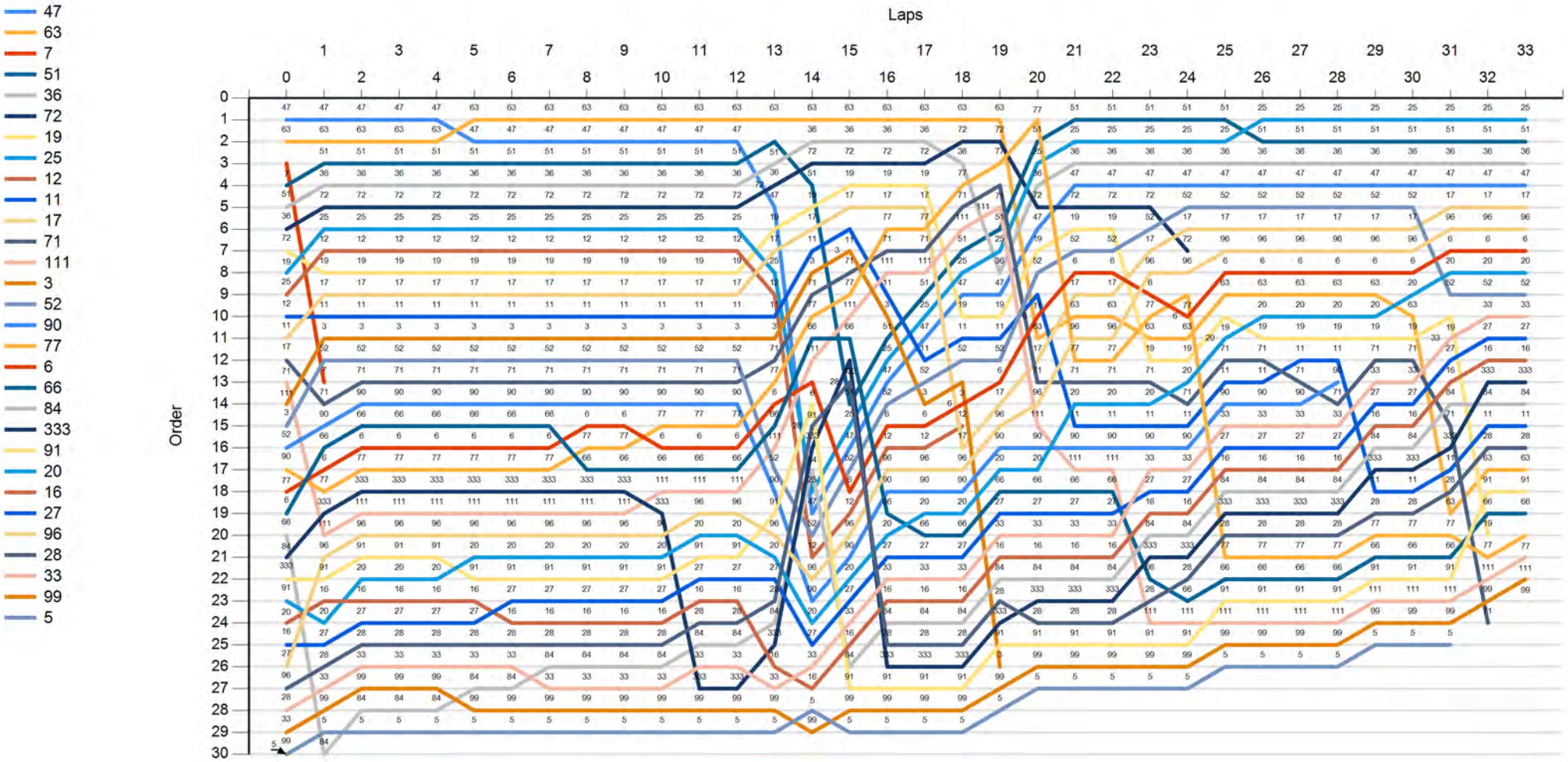

21/10/2018 Page 1 / 1

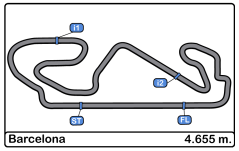

Circuito de Barcelona

International GT Open

Race - 2

Pit Stop Analysis

Nr.	In Day Time	Entrant/Team	Nat	Driver 1	Nat	Status	Driver 2	Nat	Status	Vehicle	Cat	In Time	Stop Nº	Pit Time	Handicap	Penalty
47	14:37:49.286	RACE / BMW Team Teo Martín	ESP	**Fran Rueda**	ESP	Silver	Andrés Saravia	GTM	Silver	BMW M6 GT3	PRO	24:18.548	1	1:15.683	1:15	
25	14:37:53.136	Imperiale Racing	ITA	**Riccardo Agostini**	ITA	Gold	Rik Breukers	NLD	Silver	Lamborghini Huracan GT3	PRO	24:22.398	1	1:10.063	1:10	
12	14:37:54.224	Ombra Racing	ITA	**Andrea Rizzoli**	ITA	Silver	Damiano Fioravanti	ITA	Silver	Lamborghini Huracan GT3	PRO	24:23.486	1	1:20.641	1:20	
52	14:38:02.206	Luzich Racing	USA	Marco Cioci	ITA	Gold	**Matt Griffin**	IRL	Gold	Ferrari 488 GT3	PRO	24:31.467	1	1:06.689	1:05	
90	14:38:03.379	Target Racing	ITA	**Alberto Di Folco**	ITA	Silver	Adrian Zaugg	CHE	Silver	Lamborghini Huracan GT3	PRO	24:32.640	1	1:17.060	1:05	
96	14:38:12.465	Optimum Motorsport	GBR	Bradley Ellis	GBR	Silver	**Oliver Wilkinson**	GBR	Bronze	Audi R8 LMS	PROAM	24:41.727	1	1:05.328	1:05	
20	14:38:13.406	SPS Automotive Performance	DEU	**Valentin Pierburg**	DEU	Bronze	Tom Onslow-Cole	GBR	Gold	Mercedes AMG GT3	PROAM	24:42.668	1	1:15.454	1:15	
27	14:38:17.762	Daiko Lazarus Racing	ITA	Fabrizio Crestani	ITA	Silver	**Miguel Ramos**	PRT	Bronze	Lamborghini Huracan GT3	PROAM	24:47.023	1	1:12.107	1:10	
16	14:38:24.095	Drivex School	ESP	**Marcelo Hahn**	BRA	Bronze	Allam Khodair	BRA	Gold	Mercedes AMG GT3	PROAM	24:53.356	1	1:08.511	1:05	
33	14:38:26.494	Rinaldi Racing	DEU	**Christian Hook**	DEU	Bronze	Dominik Schwager	DEU	Gold	Ferrari 488 GT3	PROAM	24:55.755	1	1:05.535	1:05	
99	14:38:35.763	Sports and You	PRT	Manuel Da Costa	PRT	Bronze	**Miguel Sardinha**	PRT	Bronze	Mercedes AMG GT3	AM	25:05.025	1	1:07.000	1:05	
51	14:39:36.076	Luzich Racing	USA	**Alessandro Pier Guidi**	ITA	Platinum	Mikkel Mac	DNK	Gold	Ferrari 488 GT3	PRO	26:05.337	1	1:06.791	1:05	
6	14:39:50.743	Vincenzo Sospiri Racing	ITA	**Kang Ling**	CHN	Silver	Philip Keen	GBR	Gold	Lamborghini Huracan GT3	PRO	26:20.004	1	1:08.509	1:05	
91	14:40:03.552	Target Racing	ITA	Stefano Costantini	ITA	Bronze				Lamborghini Huracan GT3	AM	26:32.813	1	1:25.153	1:25	
84	14:40:15.082	Winward Racing / HTP	USA	**Russell Ward**	USA	Silver	Indy Dontje	NLD	Silver	Mercedes AMG GT3	PRO	26:44.343	1	1:06.619	1:05	
66	14:41:39.107	Vincenzo Sospiri Racing	ITA	**Giulio Borlenghi**	BRA	Bronze	Andrzej Lewandowski	POL	Bronze	Lamborghini Huracan GT3	AM	28:08.369	1	1:17.962	1:15	
333	14:42:03.407	Rinaldi Racing	DEU	**Rinat Salikhov**	RUS	Bronze	David Perel	ZAF	Silver	Ferrari 488 GT3	PROAM	28:32.668	2	1:10.751	1:10	
28	14:42:05.929	Daiko Lazarus Racing	ITA	Toby Sowery	GBR	Silver	**Giuseppe Cipriani**	ITA	Bronze	Lamborghini Huracan GT3	PROAM	28:35.190	1	1:06.448	1:05	
11	14:43:22.844	RS Racing	ITA	**Daniele Di Amato**	ITA	Silver	Andrea Montermini	ITA	Gold	Ferrari 488 GT3	PRO	29:52.105	1	1:04.166	1:05	-0.834
3	14:43:24.601	RACE / BMW Team Teo Martín	ESP	Lourenço Beirão da Veiga	PRT	Silver	**Juan Cruz Álvarez**	ARG	Silver	BMW M6 GT3	PRO	29:53.863	1	1:05.410	1:05	
5	14:43:35.628	Olimp Racing	POL	**Stanislaw Jedlinski**	POL	Bronze	Malgorzata Rdest	POL	Bronze	Audi R8 LMS	AM	30:04.890	1	1:59.808	1:05	
19	14:45:04.282	Imperiale Racing	ITA	Jiatong Liang	CHN	Bronze	**Raffaele Giammaria**	ITA	Gold	Lamborghini Huracan GT3	PROAM	31:33.543	1	1:09.397	1:10	-0.603
17	14:45:05.383	Senkyr Motorsport	CZE	Richard Gonda	SVK	Silver	**Mikkel Jensen**	DNK	Silver	BMW M6 GT3	PRO	31:34.644	1	1:13.975	1:05	
36	14:46:46.456	Drivex School	ESP	Christian Hahn	BRA	Bronze	**Lucas Auer**	AUT	Gold	Mercedes AMG GT3	PROAM	33:15.718	1	1:08.675	1:05	
63	14:48:22.246	Imperiale Racing	ITA	**Giovanni Venturini**	ITA	Gold	Jeroen Mul	NLD	Silver	Lamborghini Huracan GT3	PRO	34:51.507	1	1:29.922	1:30	-0.078
72	14:48:33.379	Lechner Racing	AUT	Mario Plachutta	AUT	Bronze	**Thomas Jäger**	DEU	Gold	Mercedes AMG GT3	PROAM	35:02.641	1	1:08.450	1:05	
71	14:48:47.191	Luzich Racing	USA	Alexander West	SWE	Bronze	**Michele Rugolo**	ITA	Gold	Ferrari 488 GT3	PROAM	35:16.453	1	1:06.129	1:05	
111	14:48:48.355	Porteiro Motorsport	ESP	Charles Finelli	USA	Bronze	**Phillippe Denes**	USA	Bronze	Mercedes AMG GT3	AM	35:17.617	1	1:08.097	1:05	
77	14:50:29.536	Olimp Racing	POL	Mateusz Lisowski	POL	Bronze			Silver	Audi R8 LMS	PRO	36:58.797	1	1:15.393	1:15	
63	15:09:34.902	Imperiale Racing	ITA	**Giovanni Venturini**	ITA	Gold	Jeroen Mul	NLD	Silver	Lamborghini Huracan GT3	PRO	56:04.164	2	22.033	1:30	-7.967
77	15:11:43.904	Olimp Racing	POL	Mateusz Lisowski	POL	Bronze			Silver	Audi R8 LMS	PRO	58:13.165	2	21.898	1:15	-53.102

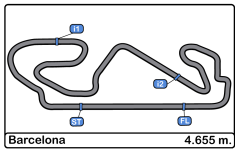

Circuito de Barcelona
International GT Open
Race - 2
Weather Report

Air Temperature

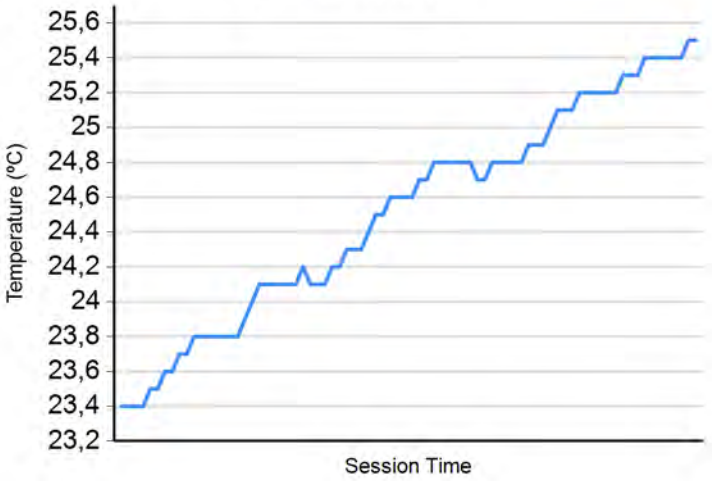

Track Temperature

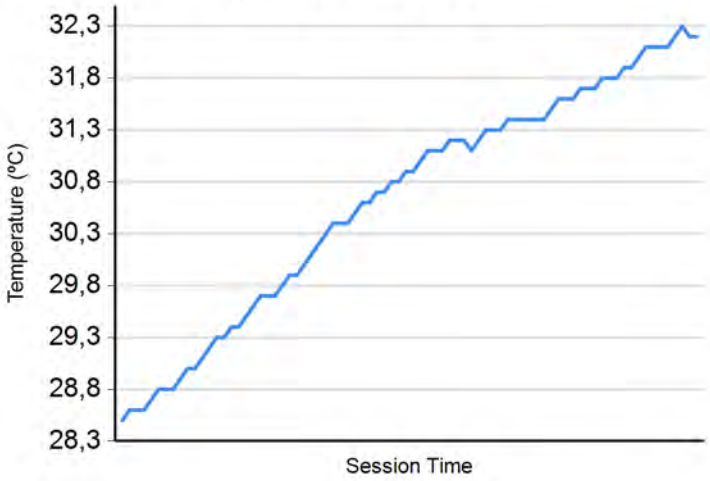

Humidity

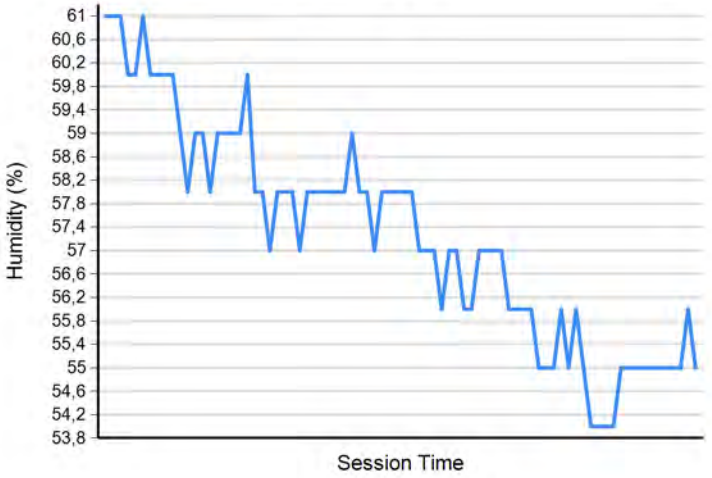

Pressure

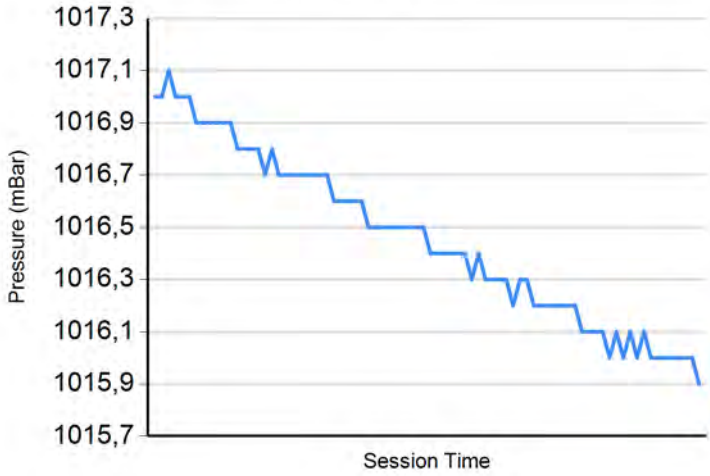

Wind Speed

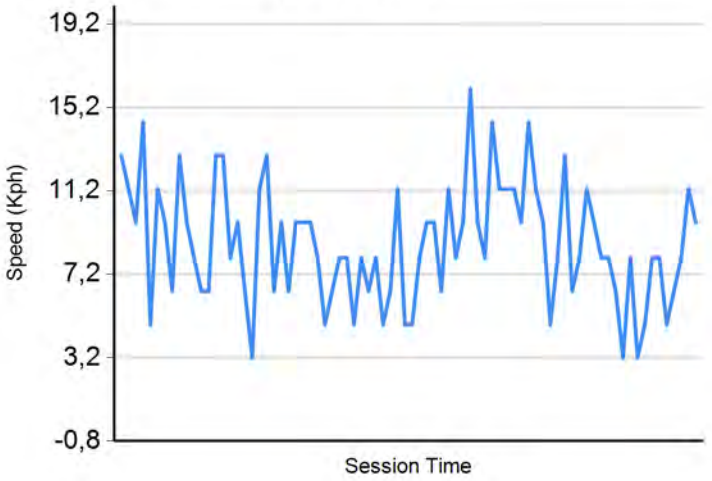

Wind direction

North = 0º/360º Est = 90º South = 180º West= 270º

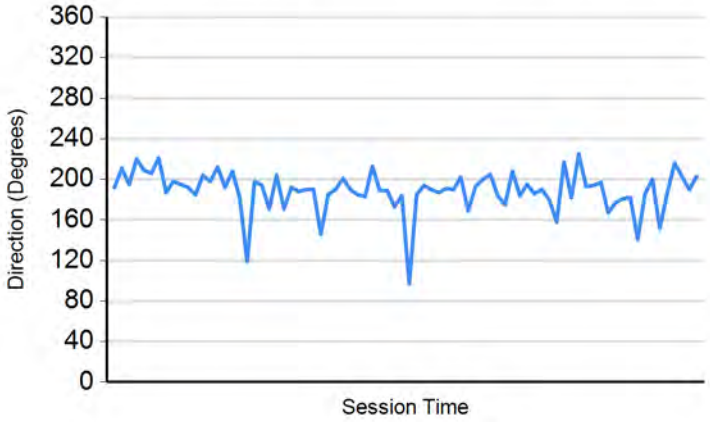

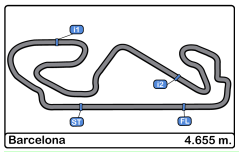

Circuito de Barcelona

International GT Open

Race - 2

Final Results

Cls	Nº	Entrant/Team	Nat	Driver 1	Nat	Status	Driver 2	Nat	Status	Vehicle	Cat	Cl	Laps	Total Time	Gap	Interval	Km/h	Best	Time	Km/h
1	**25**	Imperiale Racing	ITA	**Riccardo Agostini**	ITA	Gold	Rik Breukers	NLD	Silver	Lamborghini Huracan GT3	PRO	1	33	**1:00:48.297**			151.5	17	1:45.316	159.1
2	**51**	Luzich Racing	USA	**Alessandro Pier Guidi**	ITA	Platinum	Mikkel Mac	DNK	Gold	Ferrari 488 GT3	PRO	2	33	**1:00:53.580**	5.283	5.283	151.3	19	1:45.836	158.3
3	**36**	Drivex School	ESP	Christian Hahn	BRA	Bronze	**Lucas Auer**	AUT	Gold	Mercedes AMG GT3	PROAM	1	33	**1:01:10.069**	21.772	16.489	150.6	9	1:46.142	157.8
4	**47**	RACE / BMW Team Teo Martín	ESP	**Fran Rueda**	ESP	Silver	Andrés Saravia	GTM	Silver	BMW M6 GT3	PRO	3	33	**1:01:10.722**	22.425	0.653	150.6	11	1:46.074	157.9
5	**17**	Senkyr Motorsport	CZE	Richard Gonda	SVK	Silver	**Mikkel Jensen**	DNK	Silver	BMW M6 GT3	PRO	4	33	**1:01:20.422**	32.125	9.700	150.2	33	1:46.175	157.8
6	**96**	Optimum Motorsport	GBR	Bradley Ellis	GBR	Silver	**Oliver Wilkinson**	GBR	Bronze	Audi R8 LMS	PROAM	2	33	**1:01:21.724**	33.427	1.302	150.2	16	1:46.053	158.0
7	**6**	Vincenzo Sospiri Racing	ITA	**Kang Ling**	CHN	Silver	Philip Keen	GBR	Gold	Lamborghini Huracan GT3	PRO	5	33	**1:01:22.096**	33.799	0.372	150.1	17	1:45.878	158.2
8	**20**	SPS Automotive Performance	DEU	**Valentin Pierburg**	DEU	Bronze	Tom Onslow-Cole	GBR	Gold	Mercedes AMG GT3	PROAM	3	33	**1:01:22.845**	34.548	0.749	150.1	18	1:45.488	158.8
9	**52**	Luzich Racing	USA	Marco Cioci	ITA	Gold	**Matt Griffin**	IRL	Gold	Ferrari 488 GT3	PRO	6	33	**1:01:26.443**	38.146	3.598	150.0	16	1:46.134	157.8
10	**33**	Rinaldi Racing	DEU	**Christian Hook**	DEU	Bronze	Dominik Schwager	DEU	Gold	Ferrari 488 GT3	PROAM	4	33	**1:01:39.076**	50.779	12.633	149.5	28	1:46.018	158.0
11	**27**	Daiko Lazarus Racing	ITA	Fabrizio Crestani	ITA	Silver	**Miguel Ramos**	PRT	Bronze	Lamborghini Huracan GT3	PROAM	5	33	**1:01:40.024**	51.727	0.948	149.4	16	1:46.165	157.8
12	**16**	Drivex School	ESP	**Marcelo Hahn**	BRA	Bronze	Allam Khodair	BRA	Gold	Mercedes AMG GT3	PROAM	6	33	**1:01:41.608**	53.311	1.584	149.3	17	1:46.091	157.9
13	**333**	Rinaldi Racing	DEU	**Rinat Salikhov**	RUS	Bronze	David Perel	ZAF	Silver	Ferrari 488 GT3	PROAM	7	33	**1:01:41.984**	53.687	0.376	149.3	19	1:45.671	158.5
14	**84**	Winward Racing / HTP Motorsport	USA	**Russell Ward**	USA	Silver	Indy Dontje	NLD	Silver	Mercedes AMG GT3	PRO	7	33	**1:01:42.088**	53.791	0.104	149.3	17	1:45.470	158.8
15	**28**	Daiko Lazarus Racing	ITA	Toby Sowery	GBR	Silver	**Giuseppe Cipriani**	ITA	Bronze	Lamborghini Huracan GT3	PROAM	8	33	**1:01:46.246**	57.949	4.158	149.2	19	1:45.999	158.0
16	**11**	RS Racing	ITA	**Daniele Di Amato**	ITA	Silver	Andrea Montermini	ITA	Gold	Ferrari 488 GT3	PRO	8	33	**1:01:47.586**	59.289	1.340	149.1	13	1:46.836	156.8
17	**63**	Imperiale Racing	ITA	**Giovanni Venturini**	ITA	Gold	Jeroen Mul	NLD	Silver	Lamborghini Huracan GT3	PRO	9	33	**1:01:47.790**	59.493	0.204	149.1	8	1:45.469	158.8
18	**91**	Target Racing	ITA	Stefano Costantini	ITA	Bronze				Lamborghini Huracan GT3	AM	1	33	**1:02:00.042**	1:11.745	12.252	148.6	28	1:46.628	157.1
19	**66**	Vincenzo Sospiri Racing	ITA	**Giulio Borlenghi**	BRA	Bronze	Andrzej Lewandowski	POL	Bronze	Lamborghini Huracan GT3	AM	2	33	**1:02:00.647**	1:12.350	0.605	148.6	9	1:46.658	157.1
20	**77**	Olimp Racing	POL	Mateusz Lisowski	POL	Bronze			Silver	Audi R8 LMS	PRO	10	33	**1:02:07.548**	1:19.251	6.901	148.3	22	1:45.762	158.4
21	**111**	Porteiro Motorsport	ESP	Charles Finelli	USA	Bronze	**Phillippe Denes**	USA	Bronze	Mercedes AMG GT3	AM	3	33	**1:02:16.574**	1:28.277	9.026	148.0	13	1:46.687	157.0
22	**99**	Sports and You	PRT	Manuel Da Costa	PRT	Bronze	**Miguel Sardinha**	PRT	Bronze	Mercedes AMG GT3	AM	4	33	**1:02:29.172**	1:40.875	12.598	147.5	27	1:47.394	156.0
23	**19**	Imperiale Racing	ITA	Jiatong Liang	CHN	Bronze	**Raffaele Giammaria**	ITA	Gold	Lamborghini Huracan GT3	PROAM	9	32	**1:00:14.252**	1 Lap	1 Lap	148.3	10	1:46.321	157.6
24	**71**	Luzich Racing	USA	Alexander West	SWE	Bronze	**Michele Rugolo**	ITA	Gold	Ferrari 488 GT3	PROAM	10	32	**1:00:45.212**	1 Lap	30.960	147.1	14	1:46.472	157.3
25	**5**	Olimp Racing	POL	**Stanislaw Jedlinski**	POL	Bronze	Malgorzata Rdest	POL	Bronze	Audi R8 LMS	AM	5	31	**1:00:50.088**	2 Laps	1 Lap	142.3	29	1:46.699	157.0
26	**90**	Target Racing	ITA	**Alberto Di Folco**	ITA	Silver	Adrian Zaugg	CHE	Silver	Lamborghini Huracan GT3	PRO	11	28	**52:39.629**	5 Laps	3 Laps	148.5	16	1:46.201	157.7
	Not classified: (Requirements: 75% of number laps of leader = 25 Laps)																			
	72	Lechner Racing	AUT	Mario Plachutta	AUT	Bronze	**Thomas Jäger**	DEU	Gold	Mercedes AMG GT3	PROAM	11	24	**45:21.551**	9 Laps	4 Laps	147.7	10	1:46.261	157.7
	3	RACE / BMW Team Teo Martín	ESP	Lourenço Beirão da Veiga	PRT	Silver	**Juan Cruz Álvarez**	ARG	Silver	BMW M6 GT3	PRO	12	19	**37:08.013**	14 Laps	5 Laps	142.9	8	1:46.839	156.8
	12	Ombra Racing	ITA	**Andrea Rizzoli**	ITA	Silver	Damiano Fioravanti	ITA	Silver	Lamborghini Huracan GT3	PRO	13	18	**34:33.480**	15 Laps	1 Lap	145.4	16	1:46.060	158.0
	7	RACE / BMW Team Teo Martín	ESP	Márcio Basso	BRA	Bronze				BMW M6 GT3	AM	6	1	**1:59.419**	32 Laps	17 Laps	140.3	1	1:59.419	140.3

Fastest lap Agostini - Breukers in 1:45.316 at 159.1 Km/h in lap 17

2 SEC TIME PENALTY ADDED TO RACE TIME CAR 11 LESS TIME IN HANDICAP
2 SEC TIME PENALTY ADDED TO RACE TIME CAR 19 LESS TIME IN HANDICAP
1 SEC TIME PENALTY ADDED TO RACE TIME CAR 63 LESS TIME IN HANDICAP
DRIVE THROUGH FOR CARS 333 - 77 - 63 PERFORMED DURING RACE

Published at:.....

Track Temp: **32.1 °C** Air Temp: **25.4 °C** Humidity: **55 %** Track Status: **DRY**

Stewards:	**Race Director:**	**Timekeeper:**

Championship Classification

					Estoril		Paul Ricard		SPA-Francorchamps		Hungaroring		Silverstone		Monza		Barcelona	
Cls.	**Name**	**Nac.**	**Net Pts.**	**Pts.**	**R1**	**R2**	**R1**	**R2**	**R1**	**R2**	**R1**	**R2**	**R1**	**R2**	**R1**	**R2**	**R1**	**R2**
1	Mikkel Mac	DNK	124	124	15	15	10	6	15	5	6		6	8	6	15	5	12
2	Andrés Saravia	GTM	114	114	8		15	10	6	15	3	5	10	5	15	12		10
	Fran Rueda	ESP	114	114	8		15	10	6	15	3	5	10	5	15	12		10
3	Alessandro Pier Guidi	ITA	108	108	15	15			15	5	6		6	8	6	15	5	12
4	Giovanni Venturini	ITA	94	94	12	12			12	6		6	12	12		10	12	
	Jeroen Mul	NLD	94	94	12	12			12	6		6	12	12		10	12	
5	Riccardo Agostini	ITA	89	89		10			10	2	8	12	2	6	10	6	8	15
	Rik Breukers	NLD	89	89		10			10	2	8	12	2	6	10	6	8	15
6	Damiano Fioravanti	ITA	78	78	4	5	12	8				8	8	10	8		15	
7	Daniele Di Amato	ITA	71	71	10	6		15		10	5		5	4	12	4		
8	Andrea Montermini	ITA	66	66	10	6		15		10			5	4	12	4		
9	Marco Cioci	ITA	59	59			10	6	5		15		15	1			4	3
10	Tom Onslow-Cole	GBR	55	55	6		6		2		12			15			10	4
	Valentin Pierburg	DEU	55	55	6		6		2		12			15			10	4
11	Kang Ling	CHN	48	48	5	8	4	4	3	8		10			1			5
12	Fernando Rees	BRA	37	37	4	5	12	8				8						
13	Richard Gonda	SVK	34	34					8	12							6	8
14	Juan Cruz Álvarez	ARG	33	33	2	3	8	12		4			1			3		
	Lourenço Beirão da Veiga	PRT	33	33	2	3	8	12		4			1			3		
15	Daniel Serra	BRA	31	31							15		15	1				
16	Fabrizio Crestani	ITA	28	28	3	2	3	3	1		10			3			2	1
	Miguel Ramos	PRT	28	28	3	2	3	3	1		10			3			2	1
17	Marcelo Hahn	BRA	26	26		4		5		1	1	15						
18	Nicolas Costa	BRA	22	22	5	8	4	4							1			
19	Allam Khodair	BRA	21	21		4				1	1	15						
20	Edoardo Liberati	ITA	21	21					3	8		10						
21	Joel Eriksson	SWE	20	20					8	12								
22	Alex Frassineti	ITA	18	18									8	10				
23	Bradley Ellis	GBR	14	14						3		1	4					6
	Oliver Wilkinson	GBR	14	14						3		1	4					6
24	Alberto Di Folco	ITA	12	12			2							2		8		
25	Alexander West	SWE	10	10		1	5					4						
	Michele Rugolo	ITA	10	10		1	5					4						
26	Esteban Guerrieri	ARG	9	9											4	5		
	Bertrand Baguette	BEL	9	9											4	5		
27	Loris Spinelli	ITA	8	8												8		
28	Stefano Gattuso	ITA	8	8											8			
29	Rinat Salikhov	RUS	8	8							2		3				3	
	David Perel	ZAF	8	8							2		3				3	
30	Raffaele Giammaria	ITA	8	8								3			3	2		
	Jiatong Liang	CHN	8	8								3			3	2		
31	Nicklas Nielsen	DNK	6	6											5	1		
	Eddie Cheever III	ITA	6	6											5	1		

Santisima Trinidad 30, 28010 Madrid
Tel y Fax 91.448.32.06
www.cronococa.com
info@cronococa.com

Juan Bravo 17, 28006 Madrid
Tel 91.432.27.50
www.gtsport.es
info@gtsport.es

Championship Classification

					Estoril		Paul Ricard		SPA-Francorchamps		Hungaroring		Silverstone		Monza		Barcelona	
Cls.	Name	Nac.	Net Pts.	Pts.	R1	R2	R1	R2	R1	R2	R1	R2	R1	R2	R1	R2	R1	R2
32	Christian Hook	DEU	6	6							4							2
33	Andrea Bertolini	ITA	5	5							5							
34	Matt Griffin	IRL	5	5					5									
35	Alan Hellmeister	BRA	5	5				5										
36	Daniel Keilwitz	DEU	4	4							4							
37	Tim Verbergt	BEL	4	4					4									
	Wolfgang Reip	BEL	4	4					4									
38	Stefano Costantini	ITA	4	4			2							2				
39	Thomas Jäger	DEU	4	4			1								2		1	
	Mario Plachutta	AUT	4	4			1								2		1	
40	Dominik Schwager	DEU	2	2														2
41	Marcin Jedlinski	POL	2	2								2						
	Mateusz Lisowski	POL	2	2								2						
42	Giuseppe Cipriani	ITA	2	2				2										
	Toby Sowery	GBR	2	2				2										
43	Miro Konôpka	SVK	1	1				1										
	Konstantīns Calko	LVA	1	1				1										
44	Jamie Campbell-Walter	GBR	1	1	1													
	Ferdinand Habsburg	AUT	1	1	1													
45	Guilherme Salas	BRA	0	0														
	Márcio Basso	BRA	0	0														
	Thiago Marques	BRA	0	0														
46	Zdeno Mikulasko	SVK	0	0														
47	Marco Zanuttini	ITA	0	0														
	Mario Cordoni	ITA	0	0														
	Ian Loggie	GBR	0	0														
	Clallum Macleod	GBR	0	0														
48	"Caca Bueno"	BRA	0	0														
49	Andrzej Lewandowski	POL	0	0														
	Giulio Borlenghi	BRA	0	0														
50	Alexander Hrachowina	AUT	0	0														
	Martin Konrad	AUT	0	0														
51	Bernard Delhez	BEL	0	0														
52	Manuel Da Costa	PRT	0	0														
	Miguel Sardinha	PRT	0	0														
53	Vadim Kogay	RUS	0	0														
54	Alexey Chuklin	UKR	0	0														
55	Darren Burke	GBR	0	0														
56	Duarte Félix Da Costa	PRT	0	0														
	Ricardo Baptista	BRA	0	0														
57	Stanislaw Jedlinski	POL	0	0														
58	Steve Parrow	DEU	0	0														

Santisima Trinidad 30, 28010 Madrid
Tel y Fax 91.448.32.06
www.cronococa.com
info@cronococa.com

Juan Bravo 17, 28006 Madrid
Tel 91.432.27.50
www.gtsport.es
info@gtsport.es

Championship PROAM Classification

					Estoril		Paul Ricard		SPA-Francorchamps		Hungaroring		Silverstone		Monza		Barcelona	
Cls.	**Name**	**Nac.**	**Net Pts.**	**Pts.**	**R1**	**R2**	**R1**	**R2**	**R1**	**R2**	**R1**	**R2**	**R1**	**R2**	**R1**	**R2**	**R1**	**R2**
1	Tom Onslow-Cole	GBR	78	78	10	2	10		10	6	10			10	2		10	8
	Valentin Pierburg	DEU	78	78	10	2	10		10	6	10			10	2		10	8
2	Miguel Ramos	PRT	78	80	8	8	6	8	8	3	8	2	4	8	3	4	6	4
	Fabrizio Crestani	ITA	78	80	8	8	6	8	8	3	8	2	4	8	3	4	6	4
3	Marcelo Hahn	BRA	58	58		10	2	10	2	8	3	10			4	6		3
4	Bradley Ellis	GBR	48	48	4				6	10	2	3	10	3				10
	Oliver Wilkinson	GBR	48	48	4				6	10	2	3	10	3				10
5	Raffaele Giammaria	ITA	47	47	3	4		4	4			6	6		8	10	2	
	Jiatong Liang	CHN	47	47	3	4		4	4			6	6		8	10	2	
6	Alexander West	SWE	37	37	6	6	8	3		2		8		4				
	Michele Rugolo	ITA	37	37	6	6	8	3		2		8		4				
7	Allam Khodair	BRA	36	36		10			2	8	3	10						3
8	Alan Hellmeister	BRA	22	22			2	10							4	6		
9	David Perel	ZAF	22	22							4		8				8	2
	Rinat Salikhov	RUS	22	22							4		8				8	2
10	Stefano Costantini	ITA	21	21			4	2	3	4			2	6				
	Alberto Di Folco	ITA	21	21			4	2	3	4			2	6				
11	Eddie Cheever III	ITA	18	18											10	8		
	Nicklas Nielsen	DNK	18	18											10	8		
12	Christian Hook	DEU	17	17							6					2	3	6
13	Giuseppe Cipriani	ITA	14	14	2	3		6								3		
	Toby Sowery	GBR	14	14	2	3		6								3		
14	Thomas Jäger	DEU	13	13			3								6		4	
	Mario Plachutta	AUT	13	13			3								6		4	
15	Dominik Schwager	DEU	11	11												2	3	6
16	Daniel Keilwitz	DEU	6	6							6							
17	Marcin Jedlinski	POL	4	4								4						
	Mateusz Lisowski	POL	4	4								4						
18	"Caca Bueno"	BRA	3	3									3					
19	Ricardo Baptista	BRA	3	3									3					
20	Clallum Macleod	GBR	2	2										2				
	Ian Loggie	GBR	2	2										2				
21	Vadim Kogay	RUS	0	0														
22	Steve Parrow	DEU	0	0														

Santisima Trinidad 30, 28010 Madrid
Tel y Fax 91.448.32.06
www.cronococa.com
info@cronococa.com

Juan Bravo 17, 28006 Madrid
Tel 91.432.27.50
www.gtsport.es
info@gtsport.es

Championship AM Classification

					Estoril		Paul Ricard		SPA-Francorchamps		Hungaroring		Silverstone		Monza		Barcelona	
Cls.	**Name**	**Nac.**	**Net Pts.**	**Pts.**	**R1**	**R2**	**R1**	**R2**	**R1**	**R2**	**R1**	**R2**	**R1**	**R2**	**R1**	**R2**	**R1**	**R2**
1	Andrzej Lewandowski	POL	76	79	4	10	6	3	10	8	4	5	5	5	8	4	3	4
	Giulio Borlenghi	BRA	76	79	4	10	6	3	10	8	4	5	5	5	8	4	3	4
2	Miro Konôpka	SVK	61	61	6	6	3	10	4	6	8		4	3	3	8		
3	Márcio Basso	BRA	58	58		8	8	6	8	2			2		10	10	4	
4	Martin Konrad	AUT	53	53	8	3	10	8			10	3	3		6	2		
	Alexander Hrachowina	AUT	53	53	8	3	10	8			10	3	3		6	2		
5	Miguel Sardinha	PRT	47	47	10	4	4	4	6	4	6	4					2	3
	Manuel Da Costa	PRT	47	47	10	4	4	4	6	4	6	4					2	3
6	Konstantīns Calko	LVA	35	35	6	6	3	10	4	6								
7	Thiago Marques	BRA	32	32		8	8	6	8	2								
8	Guilherme Salas	BRA	24	24											10	10	4	
9	Zdeno Mikulasko	SVK	19	19							8				3	8		
10	Stefano Costantini	ITA	18	18											2	6	5	5
11	Rinat Salikhov	RUS	10	10						10								
12	Bernard Delhez	BEL	8	8											2	6		
13	Duarte Félix Da Costa	PRT	7	7											4	3		
	Ricardo Baptista	BRA	7	7											4	3		
14	Darren Burke	GBR	7	7									4	3				
15	Christian Hook	DEU	7	7			2	2		3								
	Steve Parrow	DEU	7	7			2	2		3								
16	Alexey Chuklin	UKR	6	6									2	4				
17	Stanislaw Jedlinski	POL	6	6							3						1	2
18	Marco Zanuttini	ITA	5	5	3	2												
	Mario Cordoni	ITA	5	5	3	2												

Santisima Trinidad 30, 28010 Madrid
Tel y Fax 91.448.32.06
www.cronococa.com
info@cronococa.com

Juan Bravo 17, 28006 Madrid
Tel 91.432.27.50
www.gtsport.es
info@gtsport.es

Championship Teams' Classification

					Estoril		Paul Ricard		SPA-Francorchamps		Hungaroring		Silverstone		Monza		Barcelona	
Cls.	**Team**	**Nac.**	**Net Pts.**	**Pts.**	**R1**	**R2**	**R1**	**R2**	**R1**	**R2**	**R1**	**R2**	**R1**	**R2**	**R1**	**R2**	**R1**	**R2**
1	Imperiale Racing	ITA	110	110	8	14			14	3	4	11	8	11	6	9	12	10
2	Luzich Racing	USA	100	100	10	10	8	3	12	2	13		13	4	5	10	2	8
3	RACE / BMW Team Teo Martín	ESP	79	79	4		14	14	3	10		2	6	2	10	8		6
4	Ombra Racing	ITA	42	42		2	8	4				4	4	6	4		10	
5	RS Racing	ITA	37	37	6	3		10		6	2		2		8			
6	SPS Automotive Performance	DEU	30	30	3		3				8			10			6	
7	Senkyr Motorsport	CZE	19	19					4	8							3	4
8	Vincenzo Sospiri Racing	ITA	18	18	2	4				4		6						2
9	Drivex School	ESP	12	12				2				10						
10	Daiko Lazarus Racing	ITA	6	6							6							
11	Target Racing	ITA	4	4												4		
12	Optimum Motorsport	GBR	3	3														3
13	Honda Racing Team JAS	ITA	2	2												2		
14	Lechner Racing	AUT	0	0														
	Sports and You	PRT	0	0														
15	Rinaldi Racing	DEU	0	0														
	Olimp Racing	POL	0	0														
	Krypton Motorsport	ITA	0	0														
	HTP Motorsport / MS Racing	AUT	0	0														
	ARC Bratislava	SVK	0	0														
	Autoclub Excelsior / Brussels Racing	BEL	0	0														
	Team Parker Racing	GBR	0	0														

Santisima Trinidad 30, 28010 Madrid
Tel y Fax 91.448.32.06
www.cronococa.com
info@cronococa.com

Juan Bravo 17, 28006 Madrid
Tel 91.432.27.50
www.gtsport.es
info@gtsport.es

Drivers Statistics

Cls.	Nº	Name	Net Points	Points	First Positions	Seconds Positions	Thirds Positions	Race Fastest Laps	Pole Positions	Laps in first place	Km. covered in Race	Km. covered in Practice
1	51	Mikkel Mac	124	124	4	1	1	4	1	94	2428.771	2002.357
2	47	Andrés Saravia	114	114	3	1	3	3	3	79	2421.999	2160.932
	47	Fran Rueda	114	114	3	1	3	3	3	79	2421.999	2160.932
3	51	Alessandro Pier Guidi	108	108	4	1		4	1	94	2072.409	1739.467
4	63	Giovanni Venturini	94	94		6	1			23	2127.687	2032.750
	63	Jeroen Mul	94	94		6	1			23	2127.687	2032.750
5	25	Riccardo Agostini	89	89	1	1	3	1		25	2292.357	2216.494
	25	Rik Breukers	89	89	1	1	3	1		25	2292.357	2216.494
6	12	Damiano Fioravanti	78	78	1	1	1				1985.121	2209.681
7	11	Daniele Di Amato	71	71	1	1	2		1	18	2463.819	2068.336
8	11	Andrea Montermini	66	66	1	1	2		1	18	2152.768	1739.761
9	52	Marco Cioci	59	59	2		1		2	40	1757.856	1424.738
10	20	Tom Onslow-Cole	55	55	1	1	1	3	2	80	2387.824	2535.518
	20	Valentin Pierburg	55	55	1	1	1	3	2	80	2387.824	2535.518
11	6	Kang Ling	48	48			1				2323.627	1878.933
12	12	Fernando Rees	37	37		1					1061.284	1350.680
13	17	Richard Gonda	34	34		1					713.419	445.649
14	3	Juan Cruz Álvarez	33	33		1				6	1894.990	2000.416
	3	Lourenço Beirão da Veiga	33	33		1				6	1894.990	2000.416
15	52	Daniel Serra	31	31	2				2	40	688.075	671.912
16	27	Fabrizio Crestani	28	28			1	1		1	2463.819	2440.030
	27	Miguel Ramos	28	28			1	1		1	2463.819	2440.030
17	16	Marcelo Hahn	26	26	1				1	37	2315.740	2225.318
18	6	Nicolas Costa	22	22							1062.325	910.907
19	16	Allam Khodair	21	21	1				1	37	1571.247	1521.523
20	6	Edoardo Liberati	21	21			1				940.107	856.306
21	17	Joel Eriksson	20	20		1					392.224	357.204
22	12	Alex Frassineti	18	18			1				377.024	353.460
23	96	Bradley Ellis	14	14						1	1865.762	2270.273
	96	Oliver Wilkinson	14	14						1	1865.762	2270.273
24	90	Alberto Di Folco	12	12							1804.537	2082.580
25	71	Alexander West	10	10					1	4	2299.283	2657.966
	71	Michele Rugolo	10	10					1	4	2299.283	2657.966
26	8	Esteban Guerrieri	9	9						2	388.131	388.131
	8	Bertrand Baguette	9	9						2	388.131	388.131
27	90	Loris Spinelli	8	8							388.131	405.510
28	12	Stefano Gattuso	8	8							295.443	417.096
29	333	Rinat Salikhov	8	8						1	1492.185	1908.610
	333	David Perel	8	8					1	22	1750.331	2191.382

Drivers Statistics

Cls.	Nº	Name	Net Points	Points	First Positions	Seconds Positions	Thirds Positions	Race Fastest Laps	Pole Positions	Laps in first place	Km. covered in Race	Km. covered in Practice
30	19	Raffaele Giammaria	8	8				1		2	2389.267	2537.350
	19	Jiatong Liang	8	8				1		2	2389.267	2537.350
31	52	Nicklas Nielsen	6	6							388.131	480.819
	52	Eddie Cheever III	6	6							388.131	480.819
32	33	Christian Hook	6	6						4	1596.187	1693.825
33	11	Andrea Bertolini	5	5							311.051	328.575
34	52	Matt Griffin	5	5							713.419	489.936
35	16	Alan Hellmeister	5	5							744.493	703.795
36	33	Daniel Keilwitz	4	4						6	688.075	903.489
37	100	Tim Verbergt	4	4							392.224	315.180
	100	Wolfgang Reip	4	4							392.224	315.180
38	90	Stefano Costantini	4	4							1948.842	2189.233
39	72	Thomas Jäger	4	4				1	1	20	965.471	919.446
	72	Mario Plachutta	4	4				1	1	20	965.471	919.446
40	33	Dominik Schwager	2	2							709.326	623.883
41	77	Marcin Jedlinski	2	2						1	446.046	476.162
	77	Mateusz Lisowski	2	2						2	599.661	536.677
42	28	Giuseppe Cipriani	2	2					1		2232.062	2296.660
	28	Toby Sowery	2	2					1		2232.062	2296.660
43	9	Miro Konôpka	1	1							1989.785	2588.018
	9	Konstantīns Calko	1	1							1049.390	1204.098
44	62	Jamie Campbell-Walter	1	1							309.468	234.192
	62	Ferdinand Habsburg	1	1							309.468	234.192
45	7	Guilherme Salas	0	0							555.711	605.366
	7	Márcio Basso	0	0							1669.770	2697.858
	7	Thiago Marques	0	0							915.001	1638.885
46	9	Zdeno Mikulasko	0	0							563.371	924.422
47	24	Marco Zanuttini	0	0							305.286	255.102
	24	Mario Cordoni	0	0							305.286	255.102
	24	Ian Loggie	0	0							229.749	406.479
	24	Clallum Macleod	0	0							229.749	406.479
48	41	"Caca Bueno"	0	0							688.075	684.141
49	66	Andrzej Lewandowski	0	0						2	2459.637	2300.526
	66	Giulio Borlenghi	0	0						2	2459.637	2300.526
50	74	Alexander Hrachowina	0	0							1618.717	2327.684
	74	Martin Konrad	0	0							1618.717	2327.684
51	91	Bernard Delhez	0	0							388.131	498.198
52	99	Manuel Da Costa	0	0							1688.640	1536.436
	99	Miguel Sardinha	0	0							1688.640	1536.436

Drivers Statistics

Cls.	Nº	Name	Net Points	Points	First Positions	Seconds Positions	Thirds Positions	Race Fastest Laps	Pole Positions	Laps in first place	Km. covered in Race	Km. covered in Practice
53	333	Vadim Kogay	0	0					1	21	538.306	759.044
54	7	Alexey Chuklin	0	0							371.133	453.607
55	9	Darren Burke	0	0							377.024	459.498
56	41	Duarte Félix Da Costa	0	0							376.545	544.542
	41	Ricardo Baptista	0	0							1064.620	1228.683
57	5	Stanislaw Jedlinski	0	0							460.565	453.986
58	33	Steve Parrow	0	0						2	952.834	1097.231

Drivers Performance

					Estoril		Paul Ricard		SPA-Francorchamps		Hungaroring		Silverstone		Monza		Barcelona	
Cls.	**Name**	**Nac.**	**Net Pts.**	**Pts.**	**R1**	**R2**	**R1**	**R2**	**R1**	**R2**	**R1**	**R2**	**R1**	**R2**	**R1**	**R2**	**R1**	**R2**
1	Mikkel Mac	DNK	124	124	1 - 1	3 - 1	3 - 3	2 - 5	2 - 1	5 - 6	5 - 5	5 - 21	9 - 5	19 - 4	11 - 5	2 - 1	5 - 6	4 - 2
2	Andrés Saravia	GTM	114	114	6 - 4	9 - NC	5 - 1	3 - 3	14 - 5	1 - 1	16 - 8	4 - 6	3 - 3	7 - 6	12 - 1	1 - 2	15 - 12	1 - 3
	Fran Rueda	ESP	114	114	6 - 4	9 - NC	5 - 1	3 - 3	14 - 5	1 - 1	16 - 8	4 - 6	3 - 3	7 - 6	12 - 1	1 - 2	15 - 12	1 - 3
3	Alessandro Pier Guidi	ITA	108	108	1 - 1	3 - 1	NP - NP	NP - NP	2 - 1	5 - 6	5 - 5	5 - 21	9 - 5	19 - 4	11 - 5	2 - 1	5 - 6	4 - 2
4	Giovanni Venturini	ITA	94	94	2 - 2	2 - 2	9 - 23	6 - 19	6 - 2	12 - 5	13 - NC	12 - 5	4 - 2	3 - 2	2 - NC	3 - 3	10 - 2	2 - 15
	Jeroen Mul	NLD	94	94	2 - 2	2 - 2	9 - 23	6 - 19	6 - 2	12 - 5	13 - NC	12 - 5	4 - 2	3 - 2	2 - NC	3 - 3	10 - 2	2 - 15
5	Riccardo Agostini	ITA	89	89	4 - NP	4 - 3	4 - 12	11 - 16	4 - 3	8 - 9	9 - 4	2 - 2	2 - 9	6 - 5	3 - 3	4 - 5	4 - 4	7 - 1
	Rik Breukers	NLD	89	89	4 - NP	4 - 3	4 - 12	11 - 16	4 - 3	8 - 9	9 - 4	2 - 2	2 - 9	6 - 5	3 - 3	4 - 5	4 - 4	7 - 1
6	Damiano Fioravanti	ITA	78	78	8 - 7	18 - 6	2 - 2	8 - 4	11 - NC	13 - NC	10 - NC	6 - 4	5 - 4	9 - 3	4 - 4	12 - NC	3 - 1	8 - NC
7	Daniele Di Amato	ITA	71	71	11 - 3	16 - 5	6 - 11	4 - 1	9 - 11	7 - 3	7 - 6	10 - 12	12 - 6	16 - 7	1 - 2	5 - 7	17 - 11	9 - 14
8	Andrea Montermini	ITA	66	66	11 - 3	16 - 5	6 - 11	4 - 1	9 - 11	7 - 3	NP - NP	NP - NP	12 - 6	16 - 7	1 - 2	5 - 7	17 - 11	9 - 14
9	Marco Cioci	ITA	59	59	NP - NP	NP - NP	3 - 3	2 - 5	13 - 6	10 - 11	1 - 1	3 - 11	1 - 1	11 - 10	NP - NP	NP - NP	16 - 7	13 - 8
10	Tom Onslow-Cole	GBR	55	55	3 - 5	15 - 13	14 - 5	10 - NC	21 - 9	3 - 12	2 - 2	19 - 19	17 - 23	1 - 1	6 - 17	21 - 17	1 - 3	20 - 7
	Valentin Pierburg	DEU	55	55	3 - 5	15 - 13	14 - 5	10 - NC	21 - 9	3 - 12	2 - 2	19 - 19	17 - 23	1 - 1	6 - 17	21 - 17	1 - 3	20 - 7
11	Kang Ling	CHN	48	48	12 - 6	7 - 4	11 - 7	23 - 7	18 - 8	15 - 4	6 - NC	8 - 3	15 - 12	17 - 11	13 - 10	14 - 18	11 - 13	16 - 6
12	Fernando Rees	BRA	37	37	8 - 7	18 - 6	2 - 2	8 - 4	11 - NC	13 - NC	10 - NC	6 - 4	NP - NP	NP - NP	NP - NP	NP - NP	NP - NP	NP - NP
13	Richard Gonda	SVK	34	34	NP -	NP -	NP -	NP -	3 - 4	2 - 2	NP - NP	NP - NP	NP - NP	NP - NP	NP - NP	NP - NP	8 - 5	10 - 4
14	Juan Cruz Álvarez	ARG	33	33	14 - 9	12 - 8	10 - 4	5 - 2	5 - NP	6 - 7	21 - NC	16 - NC	11 - 10	15 - NC	5 - 23	15 - 8	20 - 14	12 - NC
	Lourenço Beirão da Veiga	PRT	33	33	14 - 9	12 - 8	10 - 4	5 - 2	5 - NP	6 - 7	21 - NC	16 - NC	11 - 10	15 - NC	5 - 23	15 - 8	20 - 14	12 - NC
15	Daniel Serra	BRA	31	31	NP -	NP -	NP -	NP -	NP -	NP -	1 - 1	3 - 11	1 - 1	11 - 10	NP - NP	NP - NP	NP - NP	NP - NP
16	Fabrizio Crestani	ITA	28	28	7 - 8	11 - 9	8 - 8	15 - 8	19 - 10	11 - 15	3 - 3	21 - 13	14 - 13	4 - 8	10 - 15	26 - 12	2 - 9	22 - 10
	Miguel Ramos	PRT	28	28	7 - 8	11 - 9	8 - 8	15 - 8	19 - 10	11 - 15	3 - 3	21 - 13	14 - 13	4 - 8	10 - 15	26 - 12	2 - 9	22 - 10
17	Marcelo Hahn	BRA	26	26	15 - NC	10 - 7	12 - 13	7 - 6	22 - 17	4 - 10	18 - 10	1 - 1	20 - 16	2 - 23	20 - 13	22 - 11	7 - 17	21 - 11
18	Nicolas Costa	BRA	22	22	12 - 6	7 - 4	11 - 7	23 - 7	NP - NP	NP - NP	NP - NP	NP - NP	NP - NP	NP - NP	13 - 10	14 - 18	NP - NP	NP - NP
19	Allam Khodair	BRA	21	21	15 - NC	10 - 7	NP - NP	NP - NP	22 - 17	4 - 10	18 - 10	1 - 1	20 - 16	2 - 23	NP - NP	NP - NP	7 - 17	21 - 11
20	Edoardo Liberati	ITA	21	21	NP -	NP -	NP -	NP -	18 - 8	15 - 4	6 - NC	8 - 3	15 - 12	17 - 11	NP - NP	NP - NP	NP - NP	NP - NP
21	Joel Eriksson	SWE	20	20	NP -	NP -	NP -	NP -	3 - 4	2 - 2	NP - NP	NP - NP	NP - NP	NP - NP	NP - NP	NP - NP	NP - NP	NP - NP
22	Alex Frassineti	ITA	18	18	NP -	NP -	NP -	NP -	NP -	NP -	NP -	NP -	5 - 4	9 - 3	NP - NP	NP - NP	NP - NP	NP - NP
23	Bradley Ellis	GBR	14	14	13 - 14	5 - 15	NP - NP	NP - NP	12 - 12	21 - 8	14 - 11	7 - 10	8 - 7	21 - 13	16 - NC	9 - NC	9 - 22	23 - 5
	Oliver Wilkinson	GBR	14	14	13 - 14	5 - 15	NP - NP	NP - NP	12 - 12	21 - 8	14 - 11	7 - 10	8 - 7	21 - 13	16 - NC	9 - NC	9 - 22	23 - 5
24	Alberto Di Folco	ITA	12	12	NP - NP	NP - NP	NP - 9	NP - 18	NP - 14	NP - 13	NP - NC	NP - NC	NP - 15	NP - 9	NP - NP	NP - NP	NP - NP	NP - NP
25	Alexander West	SWE	10	10	10 - 11	19 - 10	1 - 6	18 - 17	23 - NC	9 - 16	15 - 14	13 - 7	21 - 22	14 - 12	23 - 22	16 - 22	21 - 20	11 - 21
	Michele Rugolo	ITA	10	10	10 - 11	19 - 10	1 - 6	18 - 17	23 - NC	9 - 16	15 - 14	13 - 7	21 - 22	14 - 12	23 - 22	16 - 22	21 - 20	11 - 21
26	Esteban Guerrieri	ARG	9	9	NP -	NP -	NP -	NP -	NP -	NP -	NP -	NP -	NP -	NP -	8 - 7	11 - 6	NP - NP	NP - NP
	Bertrand Baguette	BEL	9	9	NP -	NP -	NP -	NP -	NP -	NP -	NP -	NP -	NP -	NP -	8 - 7	11 - 6	NP - NP	NP - NP
27	Loris Spinelli	ITA	8	8	NP -	NP -	NP -	NP -	NP -	NP -	NP -	NP -	NP -	NP -	7 - 11	8 - 4	NP - NP	NP - NP
28	Stefano Gattuso	ITA	8	8	NP -	NP -	NP -	NP -	NP -	NP -	NP -	NP -	NP -	NP -	4 - 4	12 - NC	NP - NP	NP - NP
29	Rinat Salikhov	RUS	8	8	NP -	NP -	NP -	NP -	NP - NC	NP - 14	NP - NP	NP - NP	NP - NP	NP - NP	NP - NP	NP - NP	NP - NP	NP - NP
	David Perel	ZAF	8	8	NP - NP	NP - NP	7 - 20	21 - NP	1 - 21	25 - 21	19 - 9	11 - 14	18 - 8	10 - 16	21 - NC	7 - 19	12 - 8	18 - 12
30	Raffaele Giammaria	ITA	8	8	9 - 15	13 - 11	15 - 16	19 - 14	15 - 13	22 - 18	20 - NC	9 - 8	6 - 11	22 - 18	19 - 8	13 - 9	23 - 16	6 - 20
	Jiatong Liang	CHN	8	8	9 - 15	13 - 11	15 - 16	19 - 14	15 - 13	22 - 18	20 - NC	9 - 8	6 - 11	22 - 18	19 - 8	13 - 9	23 - 16	6 - 20
31	Nicklas Nielsen	DNK	6	6	NP -	NP -	NP -	NP -	NP -	NP -	NP -	NP -	NP -	NP -	9 - 6	6 - 10	NP - NP	NP - NP
	Eddie Cheever III	ITA	6	6	NP -	NP -	NP -	NP -	NP -	NP -	NP -	NP -	NP -	NP -	9 - 6	6 - 10	NP - NP	NP - NP

Santisima Trinidad 30, 28010 Madrid
Tel y Fax 91.448.32.06
www.cronococa.com
info@cronococa.com

Juan Bravo 17, 28006 Madrid
Tel 91.432.27.50
www.gtsport.es
info@gtsport.es

Drivers Performance

					Estoril		Paul Ricard		SPA-Francorchamps		Hungaroring		Silverstone		Monza		Barcelona	
Cls.	Name	Nac.	Net Pts.	Pts.	R1	R2	R1	R2	R1	R2	R1	R2	R1	R2	R1	R2	R1	R2
32	Christian Hook	DEU	6	6	NP - NP	NP - NP	NP - 22	NP - 20	NP - NC	NP - 24	NP - NP	NP - NP	NP - NP	NP - NP	NP - NP	NP - NP	NP - NP	NP - NP
33	Andrea Bertolini	ITA	5	5	NP -	NP -	NP -	NP -	NP -	NP -	7 - 6	10 - 12	NP - NP	NP - NP	NP - NP	NP - NP	NP - NP	NP - NP
34	Matt Griffin	IRL	5	5	NP -	NP -	NP -	NP -	13 - 6	10 - 11	NP - NP	NP - NP	NP - NP	NP - NP	NP - NP	NP - NP	NP - NP	NP - NP
35	Alan Hellmeister	BRA	5	5	NP - NP	NP - NP	12 - 13	7 - 6	NP - NP	NP - NP	NP - NP	NP - NP	NP - NP	NP - NP	20 - 13	22 - 11	NP - NP	NP - NP
36	Daniel Keilwitz	DEU	4	4	NP -	NP -	NP -	NP -	NP -	NP -	8 - 7	25 - 16	7 - 17	25 - 17	NP - NP	NP - NP	NP - NP	NP - NP
37	Tim Verbergt	BEL	4	4	NP -	NP -	NP -	NP -	17 - 7	14 - 17	NP - NP	NP - NP	NP - NP	NP - NP	NP - NP	NP - NP	NP - NP	NP - NP
	Wolfgang Reip	BEL	4	4	NP -	NP -	NP -	NP -	17 - 7	14 - 17	NP - NP	NP - NP	NP - NP	NP - NP	NP - NP	NP - NP	NP - NP	NP - NP
38	Stefano Costantini	ITA	4	4	NP - NP	NP - NP	NP - 9	NP - 18	NP - 14	NP - 13	NP - NC	NP - NC	NP - 15	NP - 9	NP - NP	NP - NP	NP - NP	NP - NP
39	Thomas Jäger	DEU	4	4	NP - NP	NP - NP	20 - 10	1 - NC	NP - NP	NP - NP	NP - NP	NP - NP	NP - NP	NP - NP	25 - 9	10 - 23	26 - 10	5 - NC
	Mario Plachutta	AUT	4	4	NP - NP	NP - NP	20 - 10	1 - NC	NP - NP	NP - NP	NP - NP	NP - NP	NP - NP	NP - NP	25 - 9	10 - 23	26 - 10	5 - NC
40	Dominik Schwager	DEU	2	2	NP -	NP -	NP -	NP -	NP -	NP -	NP -	NP -	NP -	NP -	14 - 18	25 - 14	13 - 15	25 - 9
41	Marcin Jedlinski	POL	2	2	NP -	NP -	NP -	NP -	NP -	NP -	11 - 13	15 - 9	NP - NP	NP - NP	NP - NP	NP - NP	6 - 26	NP - NP
	Mateusz Lisowski	POL	2	2	NP - NP	NP - NP	NP - NP	NP - NP	NP - NP	NP - NP	NP - NP	NP - NP	NP - NP	NP - NP	NP - NP	NP - NP	NP - NP	NP - NP
42	Giuseppe Cipriani	ITA	2	2	18 - 19	1 - 12	23 - 14	12 - 9	10 - 20	23 - 19	27 - 12	23 - NC	10 - 18	24 - 15	15 - NC	20 - 13	14 - 24	24 - 13
	Toby Sowery	GBR	2	2	18 - 19	1 - 12	23 - 14	12 - 9	10 - 20	23 - 19	27 - 12	23 - NC	10 - 18	24 - 15	15 - NC	20 - 13	14 - 24	24 - 13
43	Miro Konôpka	SVK	1	1	22 - 16	6 - 17	19 - 21	14 - 10	25 - 19	18 - 22	23 - 16	20 - NC	24 - 20	8 - 22	17 - 20	24 - 16	NP - NP	NP - NP
	Konstantīns Calko	LVA	1	1	22 - 16	6 - 17	19 - 21	14 - 10	25 - 19	18 - 22	NP - NP	NP - NP	NP - NP	NP - NP	NP - NP	NP - NP	NP - NP	NP - NP
44	Jamie Campbell-Walter	GBR	1	1	5 - 10	14 - 21	NP - NP	NP - NP	NP - NP	NP - NP	NP - NP	NP - NP	NP - NP	NP - NP	NP - NP	NP - NP	NP - NP	NP - NP
	Ferdinand Habsburg	AUT	1	1	5 - 10	14 - 21	NP - NP	NP - NP	NP - NP	NP - NP	NP - NP	NP - NP	NP - NP	NP - NP	NP - NP	NP - NP	NP - NP	NP - NP
45	Guilherme Salas	BRA	0	0	NP -	NP -	NP -	NP -	NP -	NP -	NP -	NP -	NP -	NP -	26 - 12	17 - 15	27 - 19	3 - NP
	Márcio Basso	BRA	0	0	20 - NC	20 - 16	18 - 17	16 - 12	26 - 16	17 - 25	25 - NC	17 - NC	25 - 24	23 - NP	26 - 12	17 - 15	27 - 19	3 - NC
	Thiago Marques	BRA	0	0	20 - NC	20 - 16	18 - 17	16 - 12	26 - 16	17 - 25	25 - NC	17 - NC	NP - NP	NP - NP	NP - NP	NP - NP	NP - NP	NP - NP
46	Zdeno Mikulasko	SVK	0	0	NP -	NP -	NP -	NP -	NP -	NP -	23 - 16	20 - NC	NP - NP	NP - NP	17 - 20	24 - 16	NP - NP	NP - NP
47	Marco Zanuttini	ITA	0	0	21 - 18	22 - 20	NP - NP	NP - NP	NP - NP	NP - NP	NP - NP	NP - NP	NP - NP	NP - NP	NP - NP	NP - NP	NP - NP	NP - NP
	Mario Cordoni	ITA	0	0	21 - 18	22 - 20	NP - NP	NP - NP	NP - NP	NP - NP	NP - NP	NP - NP	NP - NP	NP - NP	NP - NP	NP - NP	NP - NP	NP - NP
	Ian Loggie	GBR	0	0	NP -	NP -	NP -	NP -	NP -	NP -	NP -	NP -	16 - NC	5 - 14	NP - NP	NP - NP	NP - NP	NP - NP
	Clallum Macleod	GBR	0	0	NP -	NP -	NP -	NP -	NP -	NP -	NP -	NP -	16 - NC	5 - 14	NP - NP	NP - NP	NP - NP	NP - NP
48	"Caca Bueno"	BRA	0	0	NP -	NP -	NP -	NP -	NP -	NP -	24 - 17	18 - 15	19 - 14	12 - 21	NP - NP	NP - NP	NP - NP	NP - NP
49	Andrzej Lewandowski	POL	0	0	17 - 17	17 - 14	22 - 18	17 - 15	24 - 15	20 - 20	17 - 19	22 - 17	22 - 19	20 - 19	22 - 14	19 - 21	24 - 21	17 - 17
	Giulio Borlenghi	BRA	0	0	17 - 17	17 - 14	22 - 18	17 - 15	24 - 15	20 - 20	17 - 19	22 - 17	22 - 19	20 - 19	22 - 14	19 - 21	24 - 21	17 - 17
50	Alexander Hrachowina	AUT	0	0	19 - 13	8 - 19	16 - 15	13 - 11	20 - NP	NP - NP	12 - 15	26 - 20	23 - 21	13 - NC	27 - 16	18 - 25	NP - NP	NP - NP
	Martin Konrad	AUT	0	0	19 - 13	8 - 19	16 - 15	13 - 11	20 - NP	NP - NP	12 - 15	26 - 20	23 - 21	13 - NC	27 - 16	18 - 25	NP - NP	NP - NP
51	Bernard Delhez	BEL	0	0	NP -	NP -	NP -	NP -	NP -	NP -	NP -	NP -	NP -	NP -	18 - 21	27 - 20	NP - NP	NP - NP
52	Manuel Da Costa	PRT	0	0	16 - 12	21 - 18	17 - 19	22 - 13	16 - 18	24 - 23	22 - 18	24 - 18	NP - NP	NP - NP	NP - NP	NP - NP	22 - 23	26 - 19
	Miguel Sardinha	PRT	0	0	16 - 12	21 - 18	17 - 19	22 - 13	16 - 18	24 - 23	22 - 18	24 - 18	NP - NP	NP - NP	NP - NP	NP - NP	22 - 23	26 - 19
53	Vadim Kogay	RUS	0	0	NP - NP	NP - NP	7 - 20	21 - NP	1 - 21	25 - 21	NP - NP	NP - NP	NP - NP	NP - NP	NP - NP	NP - NP	NP - NP	NP - NP
54	Alexey Chuklin	UKR	0	0	NP -	NP -	NP -	NP -	NP -	NP -	NP -	NP -	25 - 24	23 - 20	NP - NP	NP - NP	NP - NP	NP - NP
55	Darren Burke	GBR	0	0	NP -	NP -	NP -	NP -	NP -	NP -	NP -	NP -	24 - 20	8 - 22	NP - NP	NP - NP	NP - NP	NP - NP
56	Duarte Félix Da Costa	PRT	0	0	NP -	NP -	NP -	NP -	NP -	NP -	NP -	NP -	NP -	NP -	24 - 19	23 - 24	NP - NP	NP - NP
	Ricardo Baptista	BRA	0	0	NP -	NP -	NP -	NP -	NP -	NP -	NP - 17	NP - 15	NP - 14	NP - 21	NP - NP	NP - NP	NP - NP	NP - NP
57	Stanislaw Jedlinski	POL	0	0	NP -	NP -	NP -	NP -	NP -	NP -	26 - 20	NP - NP	NP - NP	NP - NP	NP - NP	NP - NP	25 - 25	27 - 22
58	Steve Parrow	DEU	0	0	NP - NP	NP - NP	NP - 22	NP - 20	NP - NC	NP - 24	NP - NP	NP - NP	NP - NP	NP - NP	NP - NP	NP - NP	NP - NP	NP - NP

Santisima Trinidad 30, 28010 Madrid
Tel y Fax 91.448.32.06
www.cronococa.com
info@cronococa.com

Juan Bravo 17, 28006 Madrid
Tel 91.432.27.50
www.gtsport.es
info@gtsport.es