



Circuito de Barcelona
Alpine ELF Europa Cup
Qualifying - 2
Provisional Results



Cls	Nº	Driver	Nat	Team	Level	Category	Laps	Best	Time	Gap	Interval	Km/h
1	76	Pierre Sancinéna	FRA	CMR	Inter C		14	9	1:56.169			144.2
2	69	Laurent Hurgon	FRA	AUTOSPORT GP-PATRICK ROGER	Inter C	Gentleman	11	7	1:56.183	0.014	0.014	144.2
3	21	Marc Guillot	FRA	MILAN COMPETITION	Inter C		13	10	1:56.210	0.041	0.027	144.2
4	15	Gael Castelli	FRA	MILAN COMPETITION	Inter C		14	11	1:56.324	0.155	0.114	144.0
5	8	Nicolas Milan	FRA	MILAN COMPETITION	Inter C		14	12	1:56.400	0.231	0.076	143.9
6	17	Jean-Baptiste Mela	FRA	AUTOSPORT GP	Inter C	Junior	11	7	1:56.510	0.341	0.110	143.8
7	2	Vincent Beltoise	FRA	CMR - CCF	Inter C		13	10	1:56.549	0.380	0.039	143.7
8	18	Pierre Combot	FRA	AUTOSPORT GP	Inter C		15	11	1:57.083	0.914	0.534	143.1
9	77	Thomas Padovani	EST	MILAN COMPETITION	Inter C		14	13	1:57.345	1.176	0.262	142.8
10	9	Marc de Fulgencio	ESP	TEAM VRT	Inter B	Junior	12	10	1:57.433	1.264	0.088	142.7
11	11	Sylvain Noel	FRA	RACING TECHNOLOGY	Inter C	Gentleman	9	3	1:57.434	1.265	0.001	142.7
12	4	Mathieu Blaise	FRA	RACING TECHNOLOGY	Inter D		9	8	1:58.209	2.040	0.775	141.7
13	110	Jaime Hernandez	ESP	RACING TECHNOLOGY	Inter C	Gentleman	8	7	1:59.304	3.135	1.095	140.4
14	3	Denis Gibaud	FRA	MILAN COMPETITION	Inter C	Gentleman	14	9	2:00.241	4.072	0.937	139.3
15	33	Grégory Romano	MCO	CMR	Inter D	Gentleman	11	9	2:01.893	5.724	1.652	137.4
16	7	Franc Rouxel	FRA	AUTOMECA	Inter D	Gentleman	12	12	2:04.134	7.965	2.241	134.9
17	5	Stéphane Proux	FRA	AUTOMECA	Inter D		13	12	2:06.536	10.367	2.402	132.4

Published at:.....

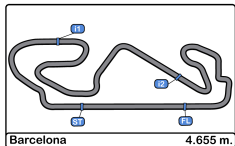
Track Temp: **14.4 °C** Air Temp: **14.8 °C** Humidity: **90 %** Track Status: **DRY**

Stewards:

Race Director:

Timekeeper:





Circuito de Barcelona
Alpine ELF Europa Cup
Qualifying - 2
Provisional Results by Class



Cls	Nº	Driver	Nat	Team	Level	Category	Laps	Best	Time	Gap	Interval	Km/h
Inter B												
1	9	Marc de Fulgencio	ESP	TEAM VRT	Inter B	Junior	12	10	1:57.433			142.7
Inter C												
1	76	Pierre Sancinena	FRA	CMR	Inter C		14	9	1:56.169			144.2
2	69	Laurent Hurgon	FRA	AUTOSPORT GP-PATRICK ROGER	Inter C	Gentleman	11	7	1:56.183	0.014	0.014	144.2
3	21	Marc Guillot	FRA	MILAN COMPETITION	Inter C		13	10	1:56.210	0.041	0.027	144.2
4	15	Gael Castelli	FRA	MILAN COMPETITION	Inter C		14	11	1:56.324	0.155	0.114	144.0
5	8	Nicolas Milan	FRA	MILAN COMPETITION	Inter C		14	12	1:56.400	0.231	0.076	143.9
6	17	Jean-Baptiste Mela	FRA	AUTOSPORT GP	Inter C	Junior	11	7	1:56.510	0.341	0.110	143.8
7	2	Vincent Beltoise	FRA	CMR - CCF	Inter C		13	10	1:56.549	0.380	0.039	143.7
8	18	Pierre Combot	FRA	AUTOSPORT GP	Inter C		15	11	1:57.083	0.914	0.534	143.1
9	77	Thomas Padovani	EST	MILAN COMPETITION	Inter C		14	13	1:57.345	1.176	0.262	142.8
10	11	Sylvain Noel	FRA	RACING TECHNOLOGY	Inter C	Gentleman	9	3	1:57.434	1.265	0.089	142.7
11	110	Jaime Hernandez	ESP	RACING TECHNOLOGY	Inter C	Gentleman	8	7	1:59.304	3.135	1.870	140.4
12	3	Denis Gibaud	FRA	MILAN COMPETITION	Inter C	Gentleman	14	9	2:00.241	4.072	0.937	139.3
Inter D												
1	4	Mathieu Blaise	FRA	RACING TECHNOLOGY	Inter D		9	8	1:58.209			141.7
2	33	Grégory Romano	MCO	CMR	Inter D	Gentleman	11	9	2:01.893	3.684	3.684	137.4
3	7	Franc Rouxel	FRA	AUTOMECA	Inter D	Gentleman	12	12	2:04.134	5.925	2.241	134.9
4	5	Stéphane Proux	FRA	AUTOMECA	Inter D		13	12	2:06.536	8.327	2.402	132.4

Published at:.....

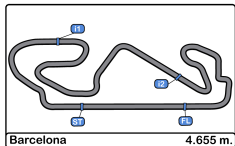
Track Temp: 14.4 °C Air Temp: 14.8 °C Humidity: 90 % Track Status: DRY

Stewards:

Race Director:

Timekeeper:





Circuito de Barcelona
Alpine ELF Europa Cup
Qualifying - 2
Lap Analysis



2

Vincent Beltoise

5

Stéphane Proux

CMR - CCF

AUTOMECA

Lap D	Time	Sector 1	Sector 2	Sector 3	T. Spd	Elapsed	Lap D	Time	Sector 1	Sector 2	Sector 3	T. Spd	Elapsed
1	9:02:26.326	9:00:53.471	52.750	40.105		9:02:26.326	1	9:03:23.774	9:01:32.720	1:02.511	48.543		9:03:23.774
2	2:01.049	34.106	47.006	39.937		9:04:27.375	2	2:20.150	43.034	52.735	44.381		9:05:43.924
3	1:59.892	34.568	46.701	38.623		9:06:27.267	3	2:16.994	38.950	55.380	42.664		9:08:00.918
4	1:59.169	33.883	46.669	38.617		9:08:26.436	4	2:09.531	37.490	50.264	41.777		9:10:10.449
5	2:01.401 P	33.432	45.614	42.355		9:10:27.837	5	2:11.544	37.138	51.870	42.536		9:12:21.993
6	4:40.259	3:08.417	52.316	39.526		9:15:08.096	6	2:09.480	37.596	50.562	41.322		9:14:31.473
7	1:58.243	34.103	46.297	37.843		9:17:06.339	7	2:09.211	37.429	50.400	41.382		9:16:40.684
8	1:57.247	33.689	45.689	37.869		9:19:03.586	8	2:08.775	37.964	49.532	41.279		9:18:49.459
9	1:56.836	33.465	45.487	37.884		9:21:00.422	9	2:08.149	37.105	49.448	41.596		9:20:57.608
10	1:56.549	33.408	45.597	37.544		9:22:56.971	10	2:08.760	37.594	49.746	41.420		9:23:06.368
11	2:05.236	33.271	49.350	42.615		9:25:02.207	11	2:08.977	36.796	49.542	42.639		9:25:15.345
12	1:58.355	33.391	46.031	38.933		9:27:00.562	12	2:06.536	36.245	49.123	41.168		9:27:21.881
13	2:13.266 P	36.007	51.931	45.328		9:29:13.828	13	2:23.574 P	40.278	51.638	51.658		9:29:45.455

3

Denis Gibaud

7

Franc Rouxel

MILAN COMPETITION

AUTOMECA

Lap D	Time	Sector 1	Sector 2	Sector 3	T. Spd	Elapsed	Lap D	Time	Sector 1	Sector 2	Sector 3	T. Spd	Elapsed
1	9:02:52.037	9:01:13.044	54.054	44.939		9:02:52.037	1	9:03:19.888	9:01:31.461	1:00.889	47.538		9:03:19.888
2	2:06.303	36.057	49.284	40.962		9:04:58.340	2	2:17.337	39.176	53.692	44.469		9:05:37.225
3	2:03.713	35.211	48.049	40.453		9:07:02.053	3	2:11.152	37.544	51.354	42.254		9:07:48.377
4	2:02.865	35.078	47.688	40.099		9:09:04.918	4	2:09.381	36.442	51.190	41.749		9:09:57.758
5	2:02.755	34.633	47.817	40.305		9:11:07.673	5	2:08.098	36.275	50.138	41.685		9:12:05.856
6	2:27.588 P	38.540	53.941	55.107		9:13:35.261	6	2:06.192	35.892	49.711	40.589		9:14:12.048
7	5:01.448	3:26.549	52.425	42.474		9:18:36.709	7	2:06.940	36.030	50.170	40.740		9:16:18.988
8	2:04.147	35.061	48.858	40.228		9:20:40.856	8	2:17.517 P	36.827	49.387	51.303		9:18:36.505
9	2:00.241	34.081	46.968	39.192		9:22:41.097	9	4:03.410	2:32.917	49.864	40.629		9:22:39.915
10	2:02.795	34.402	48.388	40.005		9:24:43.892	10	2:05.290	35.677	49.752	39.861		9:24:45.205
11	2:00.922	34.297	47.154	39.471		9:26:44.814	11	2:04.401	34.894	49.212	40.295		9:26:49.606
12	2:00.684	34.200	47.039	39.445		9:28:45.498	12	2:04.134	35.544	48.613	39.977		9:28:53.740
13	2:00.811	34.322	47.016	39.473		9:30:46.309	13		36.079				
14	3:16.932 P	45.776	1:09.884	1:21.272		9:34:03.241							

4

Mathieu Blaise

8

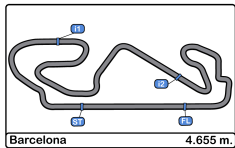
Nicolas Milan

RACING TECHNOLOGY

MILAN COMPETITION

Lap D	Time	Sector 1	Sector 2	Sector 3	T. Spd	Elapsed	Lap D	Time	Sector 1	Sector 2	Sector 3	T. Spd	Elapsed
1	9:03:11.672	9:01:30.502	58.768	42.402		9:03:11.672	1	9:02:25.872	9:00:54.943	50.935	39.994		9:02:25.872
2	2:01.315	35.638	46.846	38.831		9:05:12.987	2	2:00.101	33.959	46.931	39.211		9:04:25.973
3	2:00.032	34.055	46.627	39.350		9:07:13.019	3	1:57.884	33.723	46.059	38.102		9:06:23.857
4	1:59.268	34.238	46.285	38.745		9:09:12.287	4	1:57.035	33.354	45.713	37.968		9:08:20.892
5	1:58.787	33.694	46.189	38.904		9:11:11.074	5	1:56.889	33.250	45.624	38.015		9:10:17.781
6	2:05.771	34.593	52.419	38.759		9:13:16.845	6	2:14.399 P	36.816	47.953	49.630		9:12:32.180
7	1:58.316	33.873	45.974	38.469		9:15:15.161	7	5:47.368	4:11.173	54.417	41.778		9:18:19.548
8	1:58.209	33.555	46.039	38.615		9:17:13.370	8	2:07.804	37.603	49.875	40.326		9:20:27.352
9	2:20.754 P	35.890	48.819	56.045		9:19:34.124	9	1:56.503	33.289	45.342	37.872		9:22:23.855
							10	1:56.438	33.265	45.290	37.883		9:24:20.293
							11	1:57.456	33.233	45.784	38.439		9:26:17.749
							12	1:56.400	33.171	45.445	37.784		9:28:14.149
							13	1:56.524	33.267	45.409	37.848		9:30:10.673
							14	2:54.330 P	41.345	1:02.205	1:10.780		9:33:05.003





Circuito de Barcelona
Alpine ELF Europa Cup
Qualifying - 2
Lap Analysis



9

Marc de Fulgencio

17

Jean-Baptiste Mela

TEAM VRT

AUTOSPORT GP

Lap D	Time	Sector 1	Sector 2	Sector 3	T. Spd	Elapsed
1	9:02:22.895	9:00:45.990	54.213	42.692		9:02:22.895
2	2:03.835	35.413	48.320	40.102		9:04:26.730
3	1:59.928	34.454	46.713	38.761		9:06:26.658
4	2:07.094 P	34.332	46.720	46.042		9:08:33.752
5	4:43.950	3:07.732	53.196	43.022		9:13:17.702
6	2:05.754	35.695	49.937	40.122		9:15:23.456
7	1:59.399	34.129	46.868	38.402		9:17:22.855
8	1:58.155	33.552	46.335	38.268		9:19:21.010
9	1:57.564	33.696	45.833	38.035		9:21:18.574
10	1:57.433	33.549	45.829	38.055		9:23:16.007
11	3:00.789 P	33.533	45.971	1:41.285		9:26:16.796
12	4:31.422 P			6:12.707		9:30:48.218

Lap D	Time	Sector 1	Sector 2	Sector 3	T. Spd	Elapsed
1	9:02:34.233	9:01:03.754	49.929	40.550		9:02:34.233
2	2:00.223	34.413	46.577	39.233		9:04:34.456
3	2:07.281 P	34.020	46.084	47.177		9:06:41.737
4	7:01.367	5:33.730	48.725	38.912		9:13:43.104
5	1:58.112	33.877	46.311	37.924		9:15:41.216
6	1:56.794	33.606	45.295	37.893		9:17:38.010
7	1:56.510	33.294	45.324	37.892		9:19:34.520
8	1:56.755	33.375	45.466	37.914		9:21:31.275
9	2:02.783	36.158	47.967	38.658		9:23:34.058
10	1:56.789	33.418	45.395	37.976		9:25:30.847
11	2:13.761 P	35.020	47.523	51.218		9:27:44.608

11

Sylvain Noel

18

Pierre Combot

RACING TECHNOLOGY

AUTOSPORT GP

Lap D	Time	Sector 1	Sector 2	Sector 3	T. Spd	Elapsed
1	9:15:52.739	9:14:15.850	54.643	42.246		9:15:52.739
2	1:59.870	34.220	47.322	38.328		9:17:52.609
3	1:57.434	33.472	45.483	38.479		9:19:50.043
4	2:13.467	33.237	54.253	45.977		9:22:03.510
5	1:58.162	33.484	45.595	39.083		9:24:01.672
6	1:57.651	33.881	45.595	38.175		9:25:59.323
7	2:27.365	43.387	58.241	45.737		9:28:26.688
8	1:57.477	33.464	45.843	38.170		9:30:24.165
9	2:44.988 P	46.209	57.426	1:01.353		9:33:09.153

Lap D	Time	Sector 1	Sector 2	Sector 3	T. Spd	Elapsed
1	9:02:44.962	9:01:12.421	51.197	41.344		9:02:44.962
2	2:00.124	34.593	46.841	38.690		9:04:45.086
3	1:58.098	33.756	46.298	38.044		9:06:43.184
4	1:57.466	33.561	45.899	38.006		9:08:40.650
5	1:57.230	33.617	45.821	37.792		9:10:37.880
6	2:04.588 P	34.143	46.415	44.030		9:12:42.468
7	5:07.583	3:34.617	52.246	40.720		9:17:50.051
8	1:59.296	34.217	46.361	38.718		9:19:49.347
9	1:58.034	33.567	46.265	38.202		9:21:47.381
10	1:57.709	33.531	45.802	38.376		9:23:45.090
11	1:57.083	33.583	45.548	37.952		9:25:42.173
12	2:03.589	33.994	48.437	41.158		9:27:45.762
13	1:57.262	33.593	45.710	37.959		9:29:43.024
14	1:57.292	33.545	45.782	37.965		9:31:40.316
15	2:24.272 P	36.914	53.097	54.261		9:34:04.588

14

Julien Neveu

AUTOSPORT GP

Lap D	Time	Sector 1	Sector 2	Sector 3	T. Spd	Elapsed
1		9:01:05.220	57.086			

15

Gael Castelli

MILAN COMPETITION

Lap D	Time	Sector 1	Sector 2	Sector 3	T. Spd	Elapsed
1	9:02:26.707	9:00:55.761	51.144	39.802		9:02:26.707
2	2:00.519	34.115	46.938	39.466		9:04:27.226
3	1:59.547	34.167	46.767	38.613		9:06:26.773
4	2:04.956 P	33.924	46.234	44.798		9:08:31.729
5	3:45.863	2:17.548	49.232	39.083		9:12:17.592
6	1:57.579	33.843	45.970	37.766		9:14:15.171
7	1:56.819	33.466	45.603	37.750		9:16:11.990
8	1:56.598	33.296	45.415	37.887		9:18:08.588
9	2:04.143 P	33.388	45.526	45.229		9:20:12.731
10	4:19.029	2:51.213	49.040	38.776		9:24:31.760
11	1:56.324	33.369	45.314	37.641		9:26:28.084
12	1:56.408	33.317	45.417	37.674		9:28:24.492
13	1:56.457	33.398	45.356	37.703		9:30:20.949
14	2:46.245 P	41.916	55.198	1:09.131		9:33:07.194

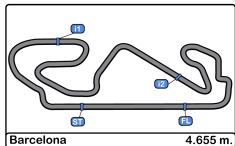
21

Marc Guillot

MILAN COMPETITION

Lap D	Time	Sector 1	Sector 2	Sector 3	T. Spd	Elapsed
1	9:02:25.706	9:00:52.565	52.561	40.580		9:02:25.706
2	2:01.179	34.495	46.829	39.855		9:04:26.885
3	1:57.896	33.919	45.926	38.051		9:06:24.781
4	1:57.708	33.943	45.676	38.089		9:08:22.489
5	1:57.056	33.355	45.704	37.997		9:10:19.545
6	2:13.938 P	35.651	48.829	49.458		9:12:33.483
7	5:46.867	4:13.432	51.448	41.987		9:18:20.350
8	2:07.193	37.508	49.647	40.038		9:20:27.543
9	1:56.864	33.240	45.565	38.059		9:22:24.407
10	1:56.210	33.170	45.172	37.868		9:24:20.617
11	1:56.580	33.212	45.379	37.989		9:26:17.197
12	1:56.263	33.312	45.275	37.676		9:28:13.460
13	2:30.935 P	38.374	58.064	54.497		9:30:44.395





Circuito de Barcelona
Alpine ELF Europa Cup
Qualifying - 2
Lap Analysis



33

Grégory Romano

77

Thomas Padovani

CMR

MILAN COMPETITION

Lap D	Time	Sector 1	Sector 2	Sector 3	T. Spd	Elapsed	Lap D	Time	Sector 1	Sector 2	Sector 3	T. Spd	Elapsed
1	9:03:04.940	9:01:18.232	1:00.868	45.840		9:03:04.940	1	9:02:35.966	9:00:59.930	52.922	43.114		9:02:35.966
2	2:07.635	36.886	49.764	40.985		9:05:12.575	2	2:00.987	34.858	47.080	39.049		9:04:36.953
3	2:02.620	35.290	47.987	39.343		9:07:15.195	3	1:58.959	33.705	46.462	38.792		9:06:35.912
4	2:01.903	34.710	47.818	39.375		9:09:17.098	4	2:06.626 P	34.095	46.473	46.058		9:08:42.538
5	2:19.059 P	34.730	48.008	56.321		9:11:36.157	5	4:50.894	3:19.917	49.616	41.361		9:13:33.432
6	3:55.028	2:24.867	48.138	42.023		9:15:31.185	6	1:59.797	34.585	46.528	38.684		9:15:33.229
7	2:04.505	34.666	49.078	40.761		9:17:35.690	7	1:58.087	33.499	46.145	38.443		9:17:31.316
8	2:04.469	35.317	49.138	40.014		9:19:40.159	8	1:57.999	33.703	45.824	38.472		9:19:29.315
9	2:01.893	34.865	47.822	39.206		9:21:42.052	9	1:58.378	33.767	45.682	38.929		9:21:27.693
10	2:02.018	34.764	47.660	39.594		9:23:44.070	10	1:58.060	33.811	45.694	38.555		9:23:25.753
11	2:37.104 P	36.425	57.273	1:03.406		9:26:21.174	11	2:00.382	33.610	45.897	40.875		9:25:26.135

69

Laurent Hurgon

AUTOSPORT GP-PATRICK ROGER

110

Jaime Hernandez

RACING TECHNOLOGY

Lap D	Time	Sector 1	Sector 2	Sector 3	T. Spd	Elapsed	Lap D	Time	Sector 1	Sector 2	Sector 3	T. Spd	Elapsed
1	9:02:31.614	9:00:56.056	56.075	39.483		9:02:31.614	1	9:03:15.738	9:01:21.920	1:07.737	46.081		9:03:15.738
2	1:57.728	33.734	46.039	37.955		9:04:29.342	2	2:06.251	36.303	48.780	41.168		9:05:21.989
3	2:11.368 P	35.439	48.469	47.460		9:06:40.710	3	2:01.144	35.003	47.091	39.050		9:07:23.133
4	6:06.139	4:28.704	54.155	43.280		9:12:46.849	4	2:00.514	34.404	47.062	39.048		9:09:23.647
5	1:59.962	35.494	46.349	38.119		9:14:46.811	5	2:26.143 P	37.816	52.598	55.729		9:11:49.790
6	1:56.591	33.544	45.486	37.561		9:16:43.402	6	6:04.982	4:37.593	47.735	39.654		9:17:54.772
7	1:56.183	33.156	45.491	37.536		9:18:39.585	7	1:59.304	33.970	46.365	38.969		9:19:54.076
8	2:12.270 P	35.999	48.531	47.740		9:20:51.855	8	2:39.956 P	40.735	59.289	59.932		9:22:34.032
9	3:25.532	2:00.560	47.113	37.859		9:24:17.387							
10	1:56.253	33.498	45.153	37.602		9:26:13.640							
11	2:12.033 P	34.690	49.520	47.823		9:28:25.673							

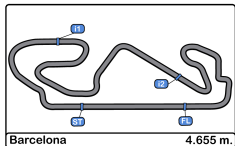
76

Pierre Sancinena

CMR

Lap D	Time	Sector 1	Sector 2	Sector 3	T. Spd	Elapsed
1	9:02:27.462	9:00:53.966	53.763	39.733		9:02:27.462
2	2:00.201	33.796	47.185	39.220		9:04:27.663
3	2:00.464	35.254	46.991	38.219		9:06:28.127
4	2:10.083 P	33.317	49.743	47.023		9:08:38.210
5	4:44.361	3:15.430	49.269	39.662		9:13:22.571
6	1:58.361	34.354	46.165	37.842		9:15:20.932
7	1:57.016	33.562	45.643	37.811		9:17:17.948
8	1:56.423	33.350	45.440	37.633		9:19:14.371
9	1:56.169	33.280	45.213	37.676		9:21:10.540
10	2:04.154	33.254	45.492	45.408		9:23:14.694
11	1:56.909	33.288	45.639	37.982		9:25:11.603
12	2:04.260	33.660	49.142	41.458		9:27:15.863
13	1:56.559	33.315	45.193	38.051		9:29:12.422
14	2:28.001 P	37.273	51.887	58.841		9:31:40.423





Circuito de Barcelona
Alpine ELF Europa Cup
Qualifying - 2
Best Sectors Results



Sector - 1				Sector - 2				Sector - 3				Ideal Lap vs Best Lap			
Clas	Nº	Driver	Time	Nº	Driver	Time	Nº	Driver	Time	Clas	Nº	Driver	Ideal Lap	Best Lap	Clas
1	69	Laurent Hurgon	33.156	69	Laurent Hurgon	45.153	69	Laurent Hurgon	37.536	1	69	Laurent Hurgon	1:55.845	1:56.183	2
2	21	Marc Guillot	33.170	21	Marc Guillot	45.172	2	Vincent Beltoise	37.544	2	21	Marc Guillot	1:56.018	1:56.210	3
3	8	Nicolas Milan	33.171	76	Pierre Sancinéna	45.193	76	Pierre Sancinéna	37.633	3	76	Pierre Sancinéna	1:56.080	1:56.169	1
4	11	Sylvain Noel	33.237	8	Nicolas Milan	45.290	15	Gael Castelli	37.641	4	8	Nicolas Milan	1:56.245	1:56.400	5
5	76	Pierre Sancinéna	33.254	17	Jean-Baptiste Mela	45.295	21	Marc Guillot	37.676	5	15	Gael Castelli	1:56.251	1:56.324	4
6	2	Vincent Beltoise	33.271	15	Gael Castelli	45.314	8	Nicolas Milan	37.784	6	2	Vincent Beltoise	1:56.302	1:56.549	7
7	17	Jean-Baptiste Mela	33.294	11	Sylvain Noel	45.483	18	Pierre Combot	37.792	7	17	Jean-Baptiste Mela	1:56.481	1:56.510	6
8	15	Gael Castelli	33.296	2	Vincent Beltoise	45.487	17	Jean-Baptiste Mela	37.892	8	18	Pierre Combot	1:56.871	1:57.083	8
9	77	Thomas Padovani	33.499	18	Pierre Combot	45.548	9	Marc de Fulgencio	38.035	9	11	Sylvain Noel	1:56.890	1:57.434	11
10	18	Pierre Combot	33.531	77	Thomas Padovani	45.591	11	Sylvain Noel	38.170	10	77	Thomas Padovani	1:57.325	1:57.345	9
11	9	Marc de Fulgencio	33.533	9	Marc de Fulgencio	45.829	77	Thomas Padovani	38.235	11	9	Marc de Fulgencio	1:57.397	1:57.433	10
12	4	Mathieu Blaise	33.555	4	Mathieu Blaise	45.974	4	Mathieu Blaise	38.469	12	4	Mathieu Blaise	1:57.998	1:58.209	12
13	11	Jaime Hernandez	33.970	110	Jaime Hernandez	46.365	110	Jaime Hernandez	38.969	13	110	Jaime Hernandez	1:59.304	1:59.304	13
14	3	Denis Gibaud	34.081	3	Denis Gibaud	46.968	3	Denis Gibaud	39.192	14	3	Denis Gibaud	2:00.241	2:00.241	14
15	33	Grégory Romano	34.666	33	Grégory Romano	47.660	33	Grégory Romano	39.206	15	33	Grégory Romano	2:01.532	2:01.893	15
16	7	Franc Rouxel	34.894	7	Franc Rouxel	48.613	7	Franc Rouxel	39.861	16	7	Franc Rouxel	2:03.368	2:04.134	16
17	5	Stéphane Proux	36.245	5	Stéphane Proux	49.123	5	Stéphane Proux	41.168	17	5	Stéphane Proux	2:06.536	2:06.536	17
18	14	Julien Neveu	Transpo	14	Julien Neveu	57.086	14	Julien Neveu	Transpo	18	14	Julien Neveu	Transpo	Transpo	18



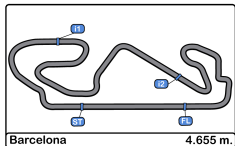


Circuito de Barcelona
Alpine ELF Europa Cup
Qualifying - 2
Best 5 Lap Times



Cls	N°	Driver	Nat	Team	Level	Category	Best 1		Best 2		Best 3		Best 4		Best 5	
							Time	Lap	Time	Lap	Time	Lap	Time	Lap	Time	Lap
1	76	Pierre Sancinéna	FRA	CMR	Inter C		1:56.169	9	1:56.423	8	1:56.559	13	1:56.909	11	1:57.016	7
2	69	Laurent Hurgon	FRA	AUTOSPORT GP-PATRICK	Inter C	Gentleman	1:56.183	7	1:56.253	10	1:56.591	6	1:57.728	2	1:59.962	5
3	21	Marc Guillot	FRA	MILAN COMPETITION	Inter C		1:56.210	10	1:56.263	12	1:56.580	11	1:56.864	9	1:57.056	5
4	15	Gael Castelli	FRA	MILAN COMPETITION	Inter C		1:56.324	11	1:56.408	12	1:56.457	13	1:56.598	8	1:56.819	7
5	8	Nicolas Milan	FRA	MILAN COMPETITION	Inter C		1:56.400	12	1:56.438	10	1:56.503	9	1:56.524	13	1:56.889	5
6	17	Jean-Baptiste Mela	FRA	AUTOSPORT GP	Inter C	Junior	1:56.510	7	1:56.755	8	1:56.789	10	1:56.794	6	1:58.112	5
7	2	Vincent Beltoise	FRA	CMR - CCF	Inter C		1:56.549	10	1:56.836	9	1:57.247	8	1:58.243	7	1:58.355	12
8	18	Pierre Combot	FRA	AUTOSPORT GP	Inter C		1:57.083	11	1:57.230	5	1:57.262	13	1:57.292	14	1:57.466	4
9	77	Thomas Padovani	EST	MILAN COMPETITION	Inter C		1:57.345	13	1:57.999	8	1:58.060	10	1:58.087	7	1:58.378	9
10	9	Marc de Fulgencio	ESP	TEAM VRT	Inter B	Junior	1:57.433	10	1:57.564	9	1:58.155	8	1:59.399	7	1:59.928	3
11	11	Sylvain Noel	FRA	RACING TECHNOLOGY	Inter C	Gentleman	1:57.434	3	1:57.477	8	1:57.651	6	1:58.162	5	1:59.870	2
12	4	Mathieu Blaise	FRA	RACING TECHNOLOGY	Inter D		1:58.209	8	1:58.316	7	1:58.787	5	1:59.268	4	2:00.032	3
13	110	Jaime Hernandez	ESP	RACING TECHNOLOGY	Inter C	Gentleman	1:59.304	7	2:00.514	4	2:01.144	3	2:06.251	2	2:26.143	5
14	3	Denis Gibaud	FRA	MILAN COMPETITION	Inter C	Gentleman	2:00.241	9	2:00.684	12	2:00.811	13	2:00.922	11	2:02.755	5
15	33	Grégory Romano	MC	CMR	Inter D	Gentleman	2:01.893	9	2:01.903	4	2:02.018	10	2:02.620	3	2:04.469	8
16	7	Franc Rouxel	FRA	AUTOMECA	Inter D	Gentleman	2:04.134	12	2:04.401	11	2:05.290	10	2:06.192	6	2:06.940	7
17	5	Stéphane Proux	FRA	AUTOMECA	Inter D		2:06.536	12	2:08.149	9	2:08.760	10	2:08.775	8	2:08.977	11
18	14	Julien Neveu	FRA	AUTOSPORT GP	Inter C											



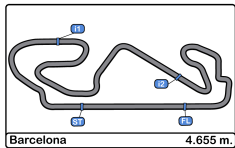


Circuito de Barcelona
Alpine ELF Europa Cup
Qualifying - 2
Fastest Laps Sequence



Lap	Time of Day	Session Time	Nº	Driver	Nat	Team	Level	Category	Time	Km/h
2	9:04:25.973	4:25.973	8	Nicolas Milan	FRA	MILAN COMPETITION	Inter C		2:00.101	139.5
2	9:04:29.342	4:29.342	69	Laurent Hurgon	FRA	AUTOSPORT GP-PATRICK ROGER	Inter C	Gentleman	1:57.728	142.3
4	9:08:20.892	8:20.892	8	Nicolas Milan	FRA	MILAN COMPETITION	Inter C		1:57.035	143.1
5	9:10:17.781	10:17.781	8	Nicolas Milan	FRA	MILAN COMPETITION	Inter C		1:56.889	143.3
7	9:16:11.990	16:11.990	15	Gael Castelli	FRA	MILAN COMPETITION	Inter C		1:56.819	143.4
6	9:16:43.402	16:43.402	69	Laurent Hurgon	FRA	AUTOSPORT GP-PATRICK ROGER	Inter C	Gentleman	1:56.591	143.7
7	9:18:39.585	18:39.585	69	Laurent Hurgon	FRA	AUTOSPORT GP-PATRICK ROGER	Inter C	Gentleman	1:56.183	144.2
9	9:21:10.540	21:10.540	76	Pierre Sancinéna	FRA	CMR	Inter C		1:56.169	144.2





Circuito de Barcelona
Alpine ELF Europa Cup
Qualifying - 2
Pit Stop Analysis



2 Vincent Beltoise CMR - CCF

Nr.	In Day Time	In Time	Out Time	Pit Time	T. Pit Time	Handicap	Penalty
1	9:10:25.433	9:10:25.433	9:12:52.880	2:27.447	2:27.447		

3 Denis Gibaud Gentleman MILAN COMPETITION

Nr.	In Day Time	In Time	Out Time	Pit Time	T. Pit Time	Handicap	Penalty
1	9:13:32.666	9:13:32.666	9:16:20.591	2:47.925	2:47.925		

7 Franc Rouxel Gentleman AUTOMECA

Nr.	In Day Time	In Time	Out Time	Pit Time	T. Pit Time	Handicap	Penalty
1	9:18:33.990	9:18:33.990	9:20:32.926	1:58.936	1:58.936		

8 Nicolas Milan MILAN COMPETITION

Nr.	In Day Time	In Time	Out Time	Pit Time	T. Pit Time	Handicap	Penalty
1	9:12:28.860	9:12:28.860	9:16:00.546	3:31.686	3:31.686		

9 Marc de Fulgencio Junior TEAM VRT

Nr.	In Day Time	In Time	Out Time	Pit Time	T. Pit Time	Handicap	Penalty
1	9:08:31.322	9:08:31.322	9:11:02.574	2:31.252	2:31.252		

15 Gael Castelli MILAN COMPETITION

Nr.	In Day Time	In Time	Out Time	Pit Time	T. Pit Time	Handicap	Penalty
1	9:08:28.601	9:08:28.601	9:10:08.163	1:39.562	1:39.562		
2	9:20:10.199	9:20:10.199	9:22:27.571	2:17.372	3:56.934		

17 Jean-Baptiste Mela Junior AUTOSPORT GP

Nr.	In Day Time	In Time	Out Time	Pit Time	T. Pit Time	Handicap	Penalty
1	9:06:38.323	9:06:38.323	9:11:39.417	5:01.094	5:01.094		

18 Pierre Combot AUTOSPORT GP

Nr.	In Day Time	In Time	Out Time	Pit Time	T. Pit Time	Handicap	Penalty
1	9:12:39.755	9:12:39.755	9:15:35.664	2:55.909	2:55.909		

21 Marc Guillot MILAN COMPETITION

Nr.	In Day Time	In Time	Out Time	Pit Time	T. Pit Time	Handicap	Penalty
1	9:12:30.188	9:12:30.188	9:16:01.691	3:31.503	3:31.503		

33 Grégory Romano Gentleman CMR

Nr.	In Day Time	In Time	Out Time	Pit Time	T. Pit Time	Handicap	Penalty
1	9:11:33.085	9:11:33.085	9:13:25.374	1:52.289	1:52.289		

69 Laurent Hurgon Gentleman AUTOSPORT GP-PATRICK ROGER

Nr.	In Day Time	In Time	Out Time	Pit Time	T. Pit Time	Handicap	Penalty
1	9:06:37.362	9:06:37.362	9:10:28.031	3:50.669	3:50.669		
2	9:20:48.866	9:20:48.866	9:22:17.734	1:28.868	5:19.537		

76 Pierre Sancinéna CMR

Nr.	In Day Time	In Time	Out Time	Pit Time	T. Pit Time	Handicap	Penalty
1	9:08:35.769	9:08:35.769	9:11:16.491	2:40.722	2:40.722		

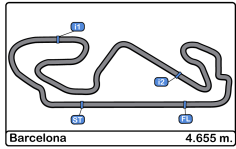
77 Thomas Padovani MILAN COMPETITION

Nr.	In Day Time	In Time	Out Time	Pit Time	T. Pit Time	Handicap	Penalty
1	9:08:40.049	9:08:40.049	9:11:24.978	2:44.929	2:44.929		

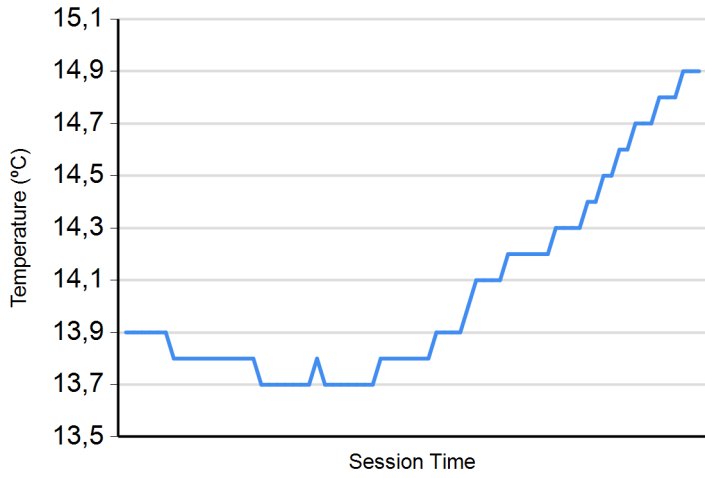
110 Jaime Hernandez Gentleman RACING TECHNOLOGY

Nr.	In Day Time	In Time	Out Time	Pit Time	T. Pit Time	Handicap	Penalty
1	9:11:46.580	9:11:46.580	9:15:47.908	4:01.328	4:01.328		

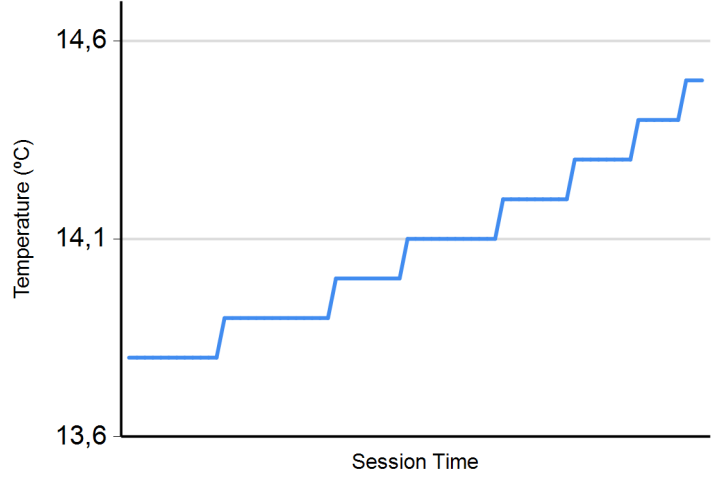




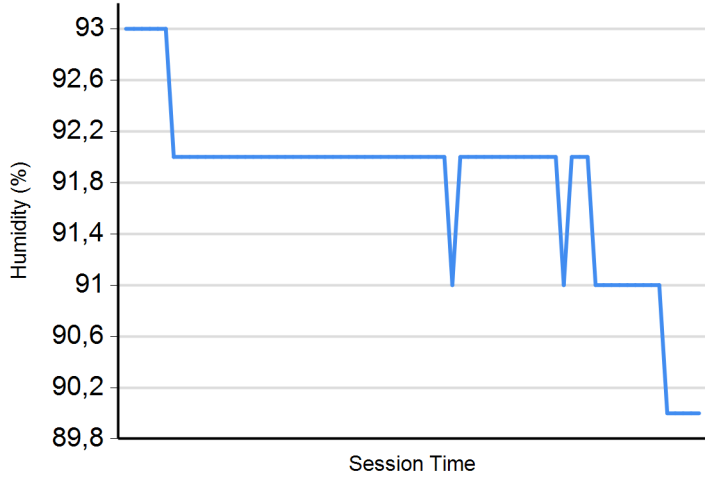
Air Temperature



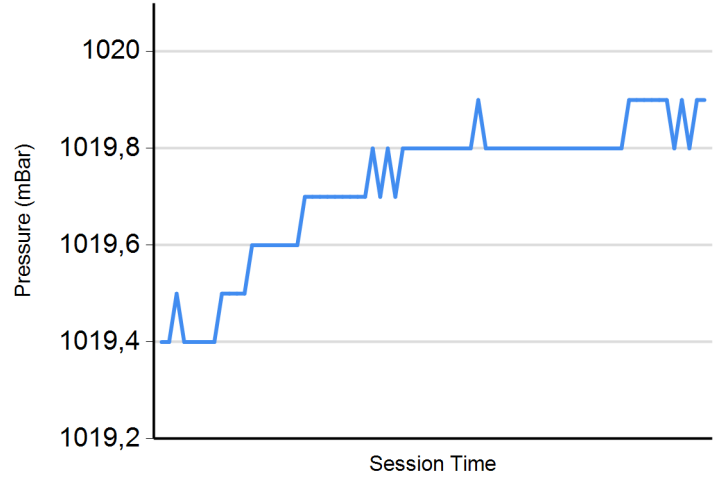
Track Temperature



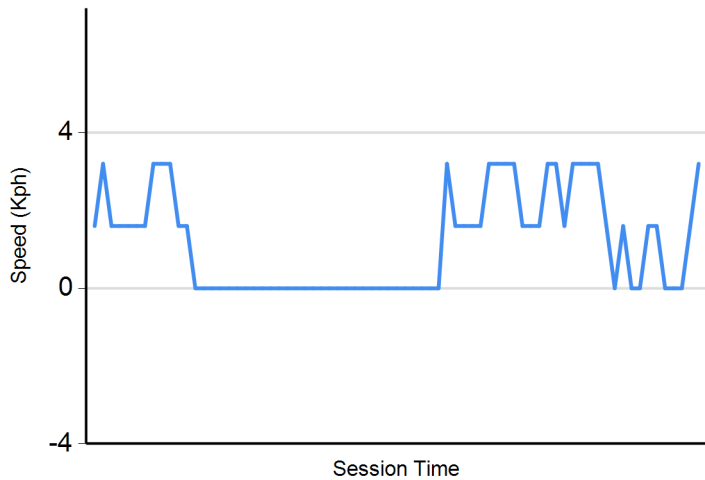
Humidity



Pressure



Wind Speed



Wind direction

North = 0°/360° Est = 90° South = 180° West = 270°

