

**Circuito de Barcelona**  
**Alpine ELF Europa Cup**  
**Free Practice - 2**  
**Provisional Results**



Cls	Nº	Driver	Nat	Team	Level	Category	Laps	Best	Time	Gap	Interval	Km/h
1	8	Nicolas Milan	FRA	MILAN COMPETITION	Inter C		12	6	1:57.188			143.0
2	21	Marc Guillot	FRA	MILAN COMPETITION	Inter C		12	8	1:57.345	0.157	0.157	142.8
3	76	Pierre Sancinéna	FRA	CMR	Inter C		8	3	1:57.378	0.190	0.033	142.7
4	15	Gael Castelli	FRA	MILAN COMPETITION	Inter C		12	7	1:57.563	0.375	0.185	142.5
5	69	Laurent Hurgon	FRA	AUTOSPORT GP-PATRICK ROGER	Inter C	Gentleman	8	7	1:57.651	0.463	0.088	142.4
6	18	Pierre Macchi	FRA	AUTOSPORT GP	Inter C		9	6	1:57.837	0.649	0.186	142.2
7	11	Sylvain Noel	FRA	RACING TECHNOLOGY	Inter C	Gentleman	10	8	1:57.943	0.755	0.106	142.0
8	17	Jean-Baptiste Mela	FRA	AUTOSPORT GP	Inter C	Junior	12	10	1:58.065	0.877	0.122	141.9
9	2	Vincent Beltoise	FRA	CMR - CCF	Inter C		12	8	1:58.345	1.157	0.280	141.6
10	14	Julien Neveu	FRA	AUTOSPORT GP	Inter C		10	7	1:58.547	1.359	0.202	141.3
11	4	Mathieu Blaise	FRA	RACING TECHNOLOGY	Inter D		12	6	1:59.113	1.925	0.566	140.6
12	77	Thomas Padovani	EST	MILAN COMPETITION	Inter C		12	9	1:59.160	1.972	0.047	140.6
13	9	Marc de Fulgencio	ESP	TEAM VRT	Inter B	Junior	13	11	1:59.732	2.544	0.572	139.9
14	110	Jaime Hernandez	ESP	RACING TECHNOLOGY	Inter C	Gentleman	12	11	2:00.702	3.514	0.970	138.8
15	33	Grégory Romano	MCO	CMR	Inter D	Gentleman	11	10	2:03.137	5.949	2.435	136.0
16	7	Franc Rouxel	FRA	AUTOMECA	Inter D	Gentleman	12	7	2:03.434	6.246	0.297	135.7
17	5	Stéphane Proux	FRA	AUTOMECA	Inter D		10	8	2:03.487	6.299	0.053	135.7
18	3	Denis Gibaud	FRA	MILAN COMPETITION	Inter C	Gentleman	13	8	2:03.774	6.586	0.287	135.3

Published at:.....

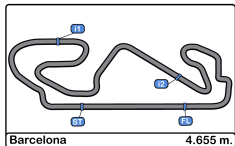
Track Temp: 24.0 °C Air Temp: 22.1 °C Humidity: 65 % Track Status: DRY

Stewards:

Race Director:

Timekeeper:





**Circuito de Barcelona**  
**Alpine ELF Europa Cup**  
**Free Practice - 2**  
**Provisional Results by Class**



Cls	Nº	Driver	Nat	Team	Level	Category	Laps	Best	Time	Gap	Interval	Km/h
<b>Inter B</b>												
1	9	Marc de Fulgencio	ESP	TEAM VRT	Inter B	Junior	13	11	1:59.732			139.9
<b>Inter C</b>												
1	8	Nicolas Milan	FRA	MILAN COMPETITION	Inter C		12	6	1:57.188			143.0
2	21	Marc Guillot	FRA	MILAN COMPETITION	Inter C		12	8	1:57.345	0.157	0.157	142.8
3	76	Pierre Sancin�ena	FRA	CMR	Inter C		8	3	1:57.378	0.190	0.033	142.7
4	15	Gael Castelli	FRA	MILAN COMPETITION	Inter C		12	7	1:57.563	0.375	0.185	142.5
5	69	Laurent Hurgon	FRA	AUTOSPORT GP-PATRICK ROGER	Inter C	Gentleman	8	7	1:57.651	0.463	0.088	142.4
6	18	Pierre Macchi	FRA	AUTOSPORT GP	Inter C		9	6	1:57.837	0.649	0.186	142.2
7	11	Sylvain Noel	FRA	RACING TECHNOLOGY	Inter C	Gentleman	10	8	1:57.943	0.755	0.106	142.0
8	17	Jean-Baptiste Mela	FRA	AUTOSPORT GP	Inter C	Junior	12	10	1:58.065	0.877	0.122	141.9
9	2	Vincent Beltoise	FRA	CMR - CCF	Inter C		12	8	1:58.345	1.157	0.280	141.6
10	14	Julien Neveu	FRA	AUTOSPORT GP	Inter C		10	7	1:58.547	1.359	0.202	141.3
11	77	Thomas Padovani	EST	MILAN COMPETITION	Inter C		12	9	1:59.160	1.972	0.613	140.6
12	110	Jaime Hernandez	ESP	RACING TECHNOLOGY	Inter C	Gentleman	12	11	2:00.702	3.514	1.542	138.8
13	3	Denis Gibaud	FRA	MILAN COMPETITION	Inter C	Gentleman	13	8	2:03.774	6.586	3.072	135.3
<b>Inter D</b>												
1	4	Mathieu Blaise	FRA	RACING TECHNOLOGY	Inter D		12	6	1:59.113			140.6
2	33	Gr�egory Romano	MCO	CMR	Inter D	Gentleman	11	10	2:03.137	4.024	4.024	136.0
3	7	Franc Rouxel	FRA	AUTOMECA	Inter D	Gentleman	12	7	2:03.434	4.321	0.297	135.7
4	5	St�ephane Proux	FRA	AUTOMECA	Inter D		10	8	2:03.487	4.374	0.053	135.7

Published at:.....

Track Temp: 24.0 °C Air Temp: 22.1 °C Humidity: 65 % Track DRY

<b>Stewards:</b>	<b>Race Director:</b>	<b>Timekeeper:</b> 
------------------	-----------------------	------------------------





**Circuito de Barcelona**  
**Alpine ELF Europa Cup**  
**Free Practice - 2**  
**Lap Analysis**



**2**

Vincent Beltoise

**5**

Stéphane Proux

CMR - CCF

AUTOMECA

Lap D	Time	Sector 1	Sector 2	Sector 3	T. Spd	Elapsed	Lap D	Time	Sector 1	Sector 2	Sector 3	T. Spd	Elapsed
1	16:46:18.085	16:44:48.574	49.835	39.676		16:46:18.085	1	16:46:03.846	16:44:33.428	49.735	40.683		16:46:03.846
2	1:59.215	34.184	46.578	38.453		16:48:17.300	2	2:07.518	35.824	49.783	41.911		16:48:11.364
3	1:58.963	34.171	46.320	38.472		16:50:16.263	3	2:08.010	36.342	49.713	41.955		16:50:19.374
4	1:59.471	33.905	46.097	39.469		16:52:15.734	4	2:09.427	37.049	51.288	41.090		16:52:28.801
5	1:58.562	33.904	46.356	<b>38.302</b>		16:54:14.296	5	2:05.371	35.879	49.173	40.319		16:54:34.172
6	1:58.515	33.796	46.374	38.345		16:56:12.811	6	2:13.816 P	35.827	48.967	49.022		16:56:47.988
7	1:58.722	33.673	46.596	38.453		16:58:11.533	7	3:45.705	2:15.208	49.747	40.750		17:00:33.693
8	<b>1:58.345</b>	<b>33.547</b>	46.290	38.508		17:00:09.878	8	<b>2:03.487</b>	35.130	<b>48.269</b>	<b>40.088</b>		17:02:37.180
9	2:04.502 P	33.751	<b>45.961</b>	44.790		17:02:14.380	9	2:03.951	<b>34.894</b>	48.518	40.539		17:04:41.131
10	4:42.413	3:15.477	46.842	40.094		17:06:56.793	10	2:15.395	42.098	51.845	41.452		17:06:56.526
11	1:59.425	33.843	46.038	39.544		17:08:56.218	11		37.063				
12	2:19.297 P	34.543	46.422	58.332		17:11:15.515							

**3**

Denis Gibaud

**7**

Franc Rouxel

MILAN COMPETITION

AUTOMECA

Lap D	Time	Sector 1	Sector 2	Sector 3	T. Spd	Elapsed	Lap D	Time	Sector 1	Sector 2	Sector 3	T. Spd	Elapsed
1	16:45:54.815	16:44:16.436	52.880	45.499		16:45:54.815	1	16:46:37.058	16:45:02.186	52.484	42.388		16:46:37.058
2	2:07.930	35.379	51.069	41.482		16:48:02.745	2	2:10.374	37.160	52.095	41.119		16:48:47.432
3	2:07.651	35.768	50.543	41.340		16:50:10.396	3	2:04.988	35.548	48.987	40.453		16:50:52.420
4	2:05.271	35.297	49.083	40.891		16:52:15.667	4	2:04.925	35.671	48.833	40.421		16:52:57.345
5	2:05.096	35.219	49.016	40.861		16:54:20.763	5	2:05.107	35.529	49.289	40.289		16:55:02.452
6	2:03.929	34.784	48.521	40.624		16:56:24.692	6	2:04.710	35.544	48.686	40.480		16:57:07.162
7	2:12.272	39.114	51.982	41.176		16:58:36.964	7	<b>2:03.434</b>	35.228	48.346	<b>39.860</b>		16:59:10.596
8	<b>2:03.774</b>	34.673	48.740	<b>40.361</b>		17:00:40.738	8	2:13.370 P	<b>34.862</b>	48.742	49.766		17:01:23.966
9	2:04.139	34.821	48.783	40.535		17:02:44.877	9	3:29.041	1:59.286	48.798	40.957		17:04:53.007
10	2:03.880	<b>34.633</b>	<b>48.206</b>	41.041		17:04:48.757	10	2:04.386	34.958	48.601	40.827		17:06:57.393
11	2:03.853	34.688	48.651	40.514		17:06:52.610	11	2:03.452	35.071	<b>48.290</b>	40.091		17:09:00.845
12	2:04.225	34.661	48.327	41.237		17:08:56.835	12	3:10.503 P	49.302	1:08.872	1:12.329		17:12:11.348
13	2:51.037 P	42.028	59.719	1:09.290		17:11:47.872							

**4**

Mathieu Blaise

**8**

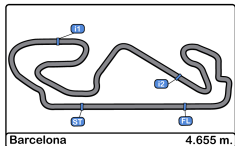
Nicolas Milan

RACING TECHNOLOGY

MILAN COMPETITION

Lap D	Time	Sector 1	Sector 2	Sector 3	T. Spd	Elapsed	Lap D	Time	Sector 1	Sector 2	Sector 3	T. Spd	Elapsed
1	16:46:19.552	16:44:49.733	49.906	39.913		16:46:19.552	1	16:47:15.992	16:45:44.469	50.825	40.698		16:47:15.992
2	1:59.762	34.002	46.987	38.773		16:48:19.314	2	2:02.399	35.501	47.780	39.118		16:49:18.391
3	2:00.075	33.808	47.014	39.253		16:50:19.389	3	1:58.581	33.596	46.824	38.161		16:51:16.972
4	1:59.232	33.956	46.744	38.532		16:52:18.621	4	1:58.266	33.391	46.659	38.216		16:53:15.238
5	2:00.029	33.817	47.438	38.774		16:54:18.650	5	1:57.243	33.349	45.918	<b>37.976</b>		16:55:12.481
6	<b>1:59.113</b>	33.764	46.935	<b>38.414</b>		16:56:17.763	6	<b>1:57.188</b>	<b>33.338</b>	45.843	38.007		16:57:09.669
7	2:11.454 P	<b>33.724</b>	47.515	50.215		16:58:29.217	7	2:13.769	33.352	57.596	42.821		16:59:23.438
8	4:17.376	2:47.771	50.435	39.170		17:02:46.593	8	1:57.987	33.922	<b>45.821</b>	38.244		17:01:21.425
9	2:00.081	33.846	47.616	38.619		17:04:46.674	9	1:57.639	33.405	46.031	38.203		17:03:19.064
10	1:59.687	34.124	46.792	38.771		17:06:46.361	10	1:57.595	33.419	46.044	38.132		17:05:16.659
11	1:59.793	34.054	<b>46.589</b>	39.150		17:08:46.154	11	2:10.471	33.545	56.432	40.494		17:07:27.130
12	2:19.533 P	34.847	49.890	54.796		17:11:05.687	12	2:27.527 P	35.246	50.610	1:01.671		17:09:54.657





Circuito de Barcelona  
Alpine ELF Europa Cup  
Free Practice - 2  
Lap Analysis



9

Marc de Fulgencio

15

Gael Castelli

TEAM VRT

MILAN COMPETITION

Lap D	Time	Sector 1	Sector 2	Sector 3	T. Spd	Elapsed	Lap D	Time	Sector 1	Sector 2	Sector 3	T. Spd	Elapsed
1	16:46:01.055	16:44:30.695	49.824	40.536		16:46:01.055	1	16:45:44.437	16:44:09.888	51.383	43.166		16:45:44.437
2	2:03.681	34.680	48.634	40.367		16:48:04.736	2	2:05.964	37.121	49.928	38.915		16:47:50.401
3	2:02.213	34.478	48.407	39.328		16:50:06.949	3	1:59.067	33.664	46.307	39.096		16:49:49.468
4	2:01.278	34.244	47.615	39.419		16:52:08.227	4	1:58.660	34.042	46.265	38.353		16:51:48.128
5	2:00.743	34.266	47.464	39.013		16:54:08.970	5	1:57.734	33.461	46.089	38.184		16:53:45.862
6	2:07.436	36.852	50.941	39.643		16:56:16.406	6	1:57.838	33.478	46.176	38.184		16:55:43.700
7	2:00.613	34.184	47.191	39.238		16:58:17.019	7	1:57.563	33.505	46.011	38.047		16:57:41.263
8	1:59.799	33.992	47.005	38.802		17:00:16.818	8	2:07.116 P	33.507	46.371	47.238		16:59:48.379
9	1:59.750	33.924	46.797	39.029		17:02:16.568	9	4:10.151	2:45.054	46.273	38.824		17:03:58.530
10	2:00.632	34.093	47.026	39.513		17:04:17.200	10	1:59.812	33.877	46.347	39.588		17:05:58.342
11	1:59.732	34.026	46.643	39.063		17:06:16.932	11	1:57.874	33.497	46.226	38.151		17:07:56.216
12	2:00.098	34.000	46.913	39.185		17:08:17.030	12	2:07.568 P	33.645	46.968	46.955		17:10:03.784
13	2:21.097 P	33.867	53.597	53.633		17:10:38.127							

11

Sylvain Noel

17

Jean-Baptiste Mela

AUTOSPORT GP

RACING TECHNOLOGY

Lap D	Time	Sector 1	Sector 2	Sector 3	T. Spd	Elapsed	Lap D	Time	Sector 1	Sector 2	Sector 3	T. Spd	Elapsed
1	16:45:53.146	16:44:25.644	48.040	39.462		16:45:53.146	1	16:45:58.652	16:44:31.852	47.370	39.430		16:45:58.652
2	1:59.893	34.125	47.320	38.448		16:47:53.039	2	2:00.562	33.999	47.760	38.803		16:47:59.214
3	1:58.454	33.696	46.377	38.381		16:49:51.493	3	1:59.101	33.785	46.578	38.738		16:49:58.315
4	1:58.234	33.629	46.363	38.242		16:51:49.727	4	1:59.192	33.886	46.684	38.622		16:51:57.507
5	2:03.960 P	33.418	47.372	43.170		16:53:53.687	5	1:58.114	33.508	46.064	38.542		16:53:55.621
6	6:00.229	4:25.031	54.813	40.385		16:59:53.916	6	1:58.078	33.542	46.054	38.482		16:55:53.699
7	1:58.362	33.939	46.405	38.018		17:01:52.278	7	2:05.489 P	34.062	46.796	44.631		16:57:59.188
8	1:57.943	33.677	46.265	38.001		17:03:50.221	8	3:37.081	2:11.901	46.635	38.545		17:01:36.269
9	1:57.978	33.579	46.469	37.930		17:05:48.199	9	1:58.656	33.727	46.433	38.496		17:03:34.925
10	2:43.133 P	33.981	58.515	1:10.637		17:08:31.332	10	1:58.065	33.625	46.163	38.277		17:05:32.990
							11	1:58.108	33.630	46.205	38.273		17:07:31.098
							12	2:16.478 P	33.567	47.219	55.692		17:09:47.576

14

Julien Neveu

18

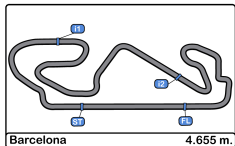
Pierre Macchi

AUTOSPORT GP

AUTOSPORT GP

Lap D	Time	Sector 1	Sector 2	Sector 3	T. Spd	Elapsed	Lap D	Time	Sector 1	Sector 2	Sector 3	T. Spd	Elapsed
1	16:46:40.518	16:45:11.334	49.736	39.448		16:46:40.518	1 2	16:46:42.516	16:45:11.942	50.125	40.449		16:46:42.516
2	2:00.745	34.102	47.700	38.943		16:48:41.263	2 2	2:01.276	34.308	47.898	39.070		16:48:43.792
3	1:59.193	34.028	46.743	38.422		16:50:40.456	3 2	1:59.785	34.252	46.904	38.629		16:50:43.577
4	2:06.616 P	33.873	46.479	46.264		16:52:47.072	4 2	1:58.578	33.914	46.259	38.405		16:52:42.155
5	5:07.786	3:42.503	46.585	38.698		16:57:54.858	5 2	1:57.984	33.713	46.003	38.268		16:54:40.139
6	2:05.752	34.280	49.262	42.210		17:00:00.610	6 2	1:57.837	33.607	46.008	38.222		16:56:37.976
7	1:58.547	33.724	46.357	38.466		17:01:59.157	7 2	2:11.988	33.623	48.345	50.020		16:58:49.964
8	1:59.793	33.732	47.206	38.855		17:03:58.950	8 2	2:05.025 P	33.802	46.311	44.912		17:00:54.989
9	1:58.786	33.740	46.506	38.540		17:05:57.736	9 2	8:27.039 P	6:51.791	46.933	48.315		17:09:22.028
10	2:09.045 P	35.207	47.250	46.588		17:08:06.781							





Circuito de Barcelona  
Alpine ELF Europa Cup  
Free Practice - 2  
Lap Analysis



21 Marc Guillot

77 Thomas Padovani

MILAN COMPETITION

MILAN COMPETITION

Lap D	Time	Sector 1	Sector 2	Sector 3	T. Spd	Elapsed	Lap D	Time	Sector 1	Sector 2	Sector 3	T. Spd	Elapsed
1	16:47:15.759	16:45:43.486	51.241	41.032		16:47:15.759	1	16:45:44.734	16:44:15.163	49.541	40.030		16:45:44.734
2	2:02.227	35.180	47.882	39.165		16:49:17.986	2	2:02.102	34.987	47.724	39.391		16:47:46.836
3	1:58.480	33.837	46.141	38.502		16:51:16.466	3	2:02.565	34.563	48.049	39.953		16:49:49.401
4	1:57.953	33.703	46.028	38.222		16:53:14.419	4	2:02.647	35.567	47.702	39.378		16:51:52.048
5	1:57.785	33.536	46.031	38.218		16:55:12.204	5	2:01.018	34.635	47.230	39.153		16:53:53.066
6	1:58.265	34.107	45.915	38.243		16:57:10.469	6	2:00.141	34.284	46.839	39.018		16:55:53.207
7	2:13.245	33.554	57.365	42.326		16:59:23.714	7	2:01.604	34.981	47.153	39.470		16:57:54.811
8	1:57.345	33.213	45.795	38.337		17:01:21.059	8	2:02.826	34.823	48.589	39.414		16:59:57.637
9	1:58.478	34.076	46.046	38.356		17:03:19.537	9	1:59.160	33.994	46.511	38.655		17:01:56.797
10	1:57.874	33.501	46.097	38.276		17:05:17.411	10	2:08.986 P	34.959	47.089	46.938		17:04:05.783
11	2:10.030	34.196	55.623	40.211		17:07:27.441	11	4:02.290	2:36.361	47.040	38.889		17:08:08.073
12	2:16.762 P	34.226	49.783	52.753		17:09:44.203	12	2:22.495 P	34.480	52.365	55.650		17:10:30.568

33 Grégory Romano

110 Jaime Hernandez

CMR

RACING TECHNOLOGY

Lap D	Time	Sector 1	Sector 2	Sector 3	T. Spd	Elapsed	Lap D	Time	Sector 1	Sector 2	Sector 3	T. Spd	Elapsed
1	16:45:57.837	16:44:26.501	50.189	41.147		16:45:57.837	1	16:46:37.418	16:45:02.780	52.204	42.434		16:46:37.418
2	2:07.965	36.494	49.539	41.932		16:48:05.802	2	2:05.576	35.988	48.941	40.647		16:48:42.994
3	2:05.375	35.920	49.089	40.366		16:50:11.177	3	2:04.301	34.981	48.889	40.431		16:50:47.295
4	2:05.815	35.364	49.015	41.436		16:52:16.992	4	2:02.987	34.909	48.007	40.071		16:52:50.282
5	2:04.227	35.376	48.624	40.227		16:54:21.219	5	2:06.477	37.327	48.902	40.248		16:54:56.759
6	2:03.685	34.891	48.492	40.302		16:56:24.904	6	2:02.714	34.729	47.875	40.110		16:56:59.473
7	2:17.241 P	35.363	49.603	52.275		16:58:42.145	7	2:10.041 P	35.092	47.756	47.193		16:59:09.514
8	4:14.291	2:44.487	48.301	41.503		17:02:56.436	8	3:15.594	1:48.476	47.880	39.238		17:02:25.108
9	2:03.917	35.428	48.391	40.098		17:05:00.353	9	2:01.090	34.902	47.051	39.137		17:04:26.198
10	2:03.137	34.996	48.322	39.819		17:07:03.490	10	2:00.894	34.309	47.175	39.410		17:06:27.092
11	2:17.389 P	34.899	48.799	53.691		17:09:20.879	11	2:00.702	34.536	47.141	39.025		17:08:27.794
12							12	2:35.174 P	35.444	1:00.819	58.911		17:11:02.968

69 Laurent Hurgon

AUTOSPORT GP-PATRICK  
ROGER

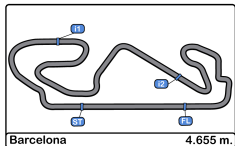
Lap D	Time	Sector 1	Sector 2	Sector 3	T. Spd	Elapsed
1	16:45:49.529	16:44:21.457	49.101	38.971		16:45:49.529
2	1:58.926	33.939	46.539	38.448		16:47:48.455
3	1:58.481	33.561	46.443	38.477		16:49:46.936
4	1:58.106	33.596	46.156	38.354		16:51:45.042
5	1:57.957	33.477	46.155	38.325		16:53:42.999
6	1:57.770	33.452	46.138	38.180		16:55:40.769
7	1:57.651	33.547	45.983	38.121		16:57:38.420
8	2:10.984 P	34.959	48.176	47.849		16:59:49.404

76 Pierre Sancin na

CMR

Lap D	Time	Sector 1	Sector 2	Sector 3	T. Spd	Elapsed
1	16:46:27.776	16:44:59.368	49.320	39.088		16:46:27.776
2	1:58.062	33.810	46.085	38.167		16:48:25.838
3	1:57.378	33.635	45.781	37.962		16:50:23.216
4	2:03.714	33.505	49.413	40.796		16:52:26.930
5	1:57.443	33.448	45.889	38.106		16:54:24.373
6	2:06.653 P	33.749	47.329	45.575		16:56:31.026
7	8:53.638 P	7:16.896	51.343	45.399		17:05:24.664
8	2:57.262 P	1:20.430	49.279	47.553		17:08:21.926



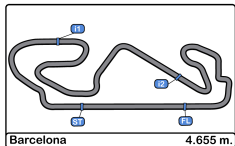


**Circuito de Barcelona**  
**Alpine ELF Europa Cup**  
**Free Practice - 2**  
**Best Sectors Results**



Sector - 1			Sector - 2			Sector - 3			Ideal Lap vs Best Lap						
Clas	Nº	Driver	Time	Nº	Driver	Time	Nº	Driver	Time	Clas	Nº	Driver	Ideal Lap	Best Lap	Clas
1	21	Marc Guillot	33.213	76	Pierre Sancinéna	45.781	11	Sylvain Noel	37.930	1	8	Nicolas Milan	1:57.135	1:57.188	1
2	8	Nicolas Milan	33.338	21	Marc Guillot	45.795	76	Pierre Sancinéna	37.962	2	76	Pierre Sancinéna	1:57.191	1:57.378	3
3	11	Sylvain Noel	33.418	8	Nicolas Milan	45.821	8	Nicolas Milan	37.976	3	21	Marc Guillot	1:57.226	1:57.345	2
4	76	Pierre Sancinéna	33.448	2	Vincent Beltoise	45.961	15	Gael Castelli	38.047	4	15	Gael Castelli	1:57.519	1:57.563	4
5	69	Laurent Hurgon	33.452	69	Laurent Hurgon	45.983	69	Laurent Hurgon	38.121	5	69	Laurent Hurgon	1:57.556	1:57.651	5
6	15	Gael Castelli	33.461	18	Pierre Combet	46.003	21	Marc Guillot	38.218	6	11	Sylvain Noel	1:57.613	1:57.943	7
7	17	Jean-Baptiste Mela	33.508	15	Gael Castelli	46.011	18	Pierre Combet	38.222	7	2	Vincent Beltoise	1:57.810	1:58.345	9
8	2	Vincent Beltoise	33.547	17	Jean-Baptiste Mela	46.054	17	Jean-Baptiste Mela	38.273	8	18	Pierre Macchi	1:57.832	1:57.837	6
9	18	Pierre Combet	33.607	11	Sylvain Noel	46.265	2	Vincent Beltoise	38.302	9	17	Jean-Baptiste Mela	1:57.835	1:58.065	8
10	14	Julien Neveu	33.724	14	Julien Neveu	46.357	4	Mathieu Blaise	38.414	10	14	Julien Neveu	1:58.503	1:58.547	10
11	4	Mathieu Blaise	33.724	77	Thomas Padovani	46.511	14	Julien Neveu	38.422	11	4	Mathieu Blaise	1:58.727	1:59.113	11
12	9	Marc de Fulgencio	33.867	4	Mathieu Blaise	46.589	77	Thomas Padovani	38.655	12	77	Thomas Padovani	1:59.160	1:59.160	12
13	77	Thomas Padovani	33.994	9	Marc de Fulgencio	46.643	9	Marc de Fulgencio	38.802	13	9	Marc de Fulgencio	1:59.312	1:59.732	13
14	11	Jaime Hernandez	34.309	110	Jaime Hernandez	47.051	110	Jaime Hernandez	39.025	14	110	Jaime Hernandez	2:00.385	2:00.702	14
15	3	Denis Gibaud	34.633	3	Denis Gibaud	48.206	33	Grégory Romano	39.819	15	33	Grégory Romano	2:03.011	2:03.137	15
16	7	Franc Rouxel	34.862	5	Stéphane Proux	48.269	7	Franc Rouxel	39.860	16	7	Franc Rouxel	2:03.012	2:03.434	16
17	33	Grégory Romano	34.891	7	Franc Rouxel	48.290	5	Stéphane Proux	40.088	17	3	Denis Gibaud	2:03.200	2:03.774	18
18	5	Stéphane Proux	34.894	33	Grégory Romano	48.301	3	Denis Gibaud	40.361	18	5	Stéphane Proux	2:03.251	2:03.487	17



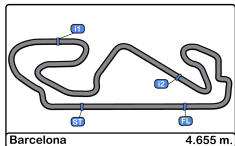


**Circuit de Barcelona**  
**Alpine ELF Europa Cup**  
**Free Practice - 2**  
**Best 5 Lap Times**



Cls	Nº	Driver	Nat	Team	Level	Category	Best 1		Best 2		Best 3		Best 4		Best 5	
							Time	Lap	Time	Lap	Time	Lap	Time	Lap	Time	Lap
1	8	Nicolas Milan	FRA	MILAN COMPETITION	Inter C		<b>1:57.188</b>	6	1:57.243	5	1:57.595	10	1:57.639	9	1:57.987	8
2	21	Marc Guillot	FRA	MILAN COMPETITION	Inter C		<b>1:57.345</b>	8	1:57.785	5	1:57.874	10	1:57.953	4	1:58.265	6
3	76	Pierre Sancinena	FRA	CMR	Inter C		<b>1:57.378</b>	3	1:57.443	5	1:58.062	2	2:03.714	4	2:06.653	6
4	15	Gael Castelli	FRA	MILAN COMPETITION	Inter C		<b>1:57.563</b>	7	1:57.734	5	1:57.838	6	1:57.874	11	1:58.660	4
5	69	Laurent Hurgon	FRA	AUTOSPORT GP-PATRICK SCOFFE	Inter C	Gentleman	<b>1:57.651</b>	7	1:57.770	6	1:57.957	5	1:58.106	4	1:58.481	3
6	18	Pierre Macchi	FRA	AUTOSPORT GP	Inter C		<b>1:57.837</b>	6	1:57.984	5	1:58.578	4	1:59.785	3	2:01.276	2
7	11	Sylvain Noel	FRA	RACING TECHNOLOGY	Inter C	Gentleman	<b>1:57.943</b>	8	1:57.978	9	1:58.234	4	1:58.362	7	1:58.454	3
8	17	Jean-Baptiste Mela	FRA	AUTOSPORT GP	Inter C	Junior	<b>1:58.065</b>	10	1:58.078	6	1:58.108	11	1:58.114	5	1:58.656	9
9	2	Vincent Beltoise	FRA	CMR - CCF	Inter C		<b>1:58.345</b>	8	1:58.515	6	1:58.562	5	1:58.722	7	1:58.963	3
10	14	Julien Neveu	FRA	AUTOSPORT GP	Inter C		<b>1:58.547</b>	7	1:58.786	9	1:59.193	3	1:59.793	8	2:00.745	2
11	4	Mathieu Blaise	FRA	RACING TECHNOLOGY	Inter D		<b>1:59.113</b>	6	1:59.232	4	1:59.687	10	1:59.762	2	1:59.793	11
12	77	Thomas Padovani	EST	MILAN COMPETITION	Inter C		<b>1:59.160</b>	9	2:00.141	6	2:01.018	5	2:01.604	7	2:02.102	2
13	9	Marc de Fulgencio	ESP	TEAM VRT	Inter B	Junior	<b>1:59.732</b>	11	1:59.750	9	1:59.799	8	2:00.098	12	2:00.613	7
14	110	Jaime Hernandez	ESP	RACING TECHNOLOGY	Inter C	Gentleman	<b>2:00.702</b>	11	2:00.894	10	2:01.090	9	2:02.714	6	2:02.987	4
15	33	Grégory Romano	MC	CMR	Inter D	Gentleman	<b>2:03.137</b>	10	2:03.685	6	2:03.917	9	2:04.227	5	2:05.375	3
16	7	Franc Rouxel	FRA	AUTOMECA	Inter D	Gentleman	<b>2:03.434</b>	7	2:04.386	10	2:04.710	6	2:04.925	4	2:04.988	3
17	5	Stéphane Proux	FRA	AUTOMECA	Inter D		<b>2:03.487</b>	8	2:03.951	9	2:05.371	5	2:07.518	2	2:08.010	3
18	3	Denis Gibaud	FRA	MILAN COMPETITION	Inter C	Gentleman	<b>2:03.774</b>	8	2:03.853	11	2:03.880	10	2:03.929	6	2:04.139	9





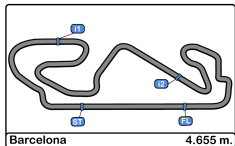
Circuito de Barcelona  
Alpine ELF Europa Cup  
Free Practice - 2  
Fastest Laps Sequence



Lap	Time of Day	Session Time	Nº	Driver	Nat	Team	Level	Category	Time	Km/h
2	16:47:46.836	2:46.836	77	Thomas Padovani	EST	MILAN COMPETITION	Inter C		2:02.102	137.2
2	16:47:48.455	2:48.455	69	Laurent Hurgon	FRA	AUTOSPORT GP-PATRICK ROGER	Inter C	Gentleman	1:58.926	140.9
2	16:48:25.838	3:25.838	76	Pierre Sancinéna	FRA	CMR	Inter C		1:58.062	141.9
3	16:50:23.216	5:23.216	76	Pierre Sancinéna	FRA	CMR	Inter C		1:57.378	142.7
5	16:55:12.481	10:12.481	8	Nicolas Milan	FRA	MILAN COMPETITION	Inter C		1:57.243	142.9
6	16:57:09.669	12:09.669	8	Nicolas Milan	FRA	MILAN COMPETITION	Inter C		1:57.188	143.0







**Circuito de Barcelona**  
**Alpine ELF Europa Cup**  
**Free Practice - 2**  
**Pit Stop Analysis**



**2** Vincent Beltoise CMR - CCF

Nr.	In Day Time	In Time	Out Time	Pit Time	T. Pit Time	Handicap	Penalty
1	17:02:11.872	17:02:11.872	17:04:56.395	2:44.523	2:44.523		

**4** Mathieu Blaise RACING TECHNOLOGY

Nr.	In Day Time	In Time	Out Time	Pit Time	T. Pit Time	Handicap	Penalty
1	16:58:26.822	16:58:26.822	17:00:42.869	2:16.047	2:16.047		

**5** Stéphane Proux AUTOMECA

Nr.	In Day Time	In Time	Out Time	Pit Time	T. Pit Time	Handicap	Penalty
1	16:56:45.251	16:56:45.251	16:58:28.078	1:42.827	1:42.827		

**7** Franc Rouxel Gentleman AUTOMECA

Nr.	In Day Time	In Time	Out Time	Pit Time	T. Pit Time	Handicap	Penalty
1	17:01:21.538	17:01:21.538	17:02:47.764	1:26.226	1:26.226		

**11** Sylvain Noel Gentleman RACING TECHNOLOGY

Nr.	In Day Time	In Time	Out Time	Pit Time	T. Pit Time	Handicap	Penalty
1	16:53:51.223	16:53:51.223	16:57:41.283	3:50.060	3:50.060		

**14** Julien Neveu AUTOSPORT GP

Nr.	In Day Time	In Time	Out Time	Pit Time	T. Pit Time	Handicap	Penalty
1	16:52:44.558	16:52:44.558	16:55:53.388	3:08.830	3:08.830		

**15** Gael Castelli MILAN COMPETITION

Nr.	In Day Time	In Time	Out Time	Pit Time	T. Pit Time	Handicap	Penalty
1	16:59:45.596	16:59:45.596	17:01:59.671	2:14.075	2:14.075		

**17** Jean-Baptiste Mela Junior AUTOSPORT GP

Nr.	In Day Time	In Time	Out Time	Pit Time	T. Pit Time	Handicap	Penalty
1	16:57:56.780	16:57:56.780	16:59:37.414	1:40.634	1:40.634		

**18** Pierre Macchi AUTOSPORT GP

Pierre Combot

Nr.	In Day Time	In Time	Out Time	Pit Time	T. Pit Time	Handicap	Penalty
1	17:00:52.100	17:00:52.100	17:07:11.387	6:19.287	6:19.287		

**33** Grégory Romano Gentleman CMR

Nr.	In Day Time	In Time	Out Time	Pit Time	T. Pit Time	Handicap	Penalty
1	16:58:39.687	16:58:39.687	17:00:51.262	2:11.575	2:11.575		

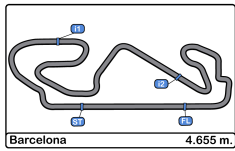
**76** Pierre Sancinena CMR

Nr.	In Day Time	In Time	Out Time	Pit Time	T. Pit Time	Handicap	Penalty
1	16:56:28.596	16:56:28.596	17:03:14.362	6:45.766	6:45.766		
2	17:05:22.256	17:05:22.256	17:06:11.909	49.653	7:35.419		

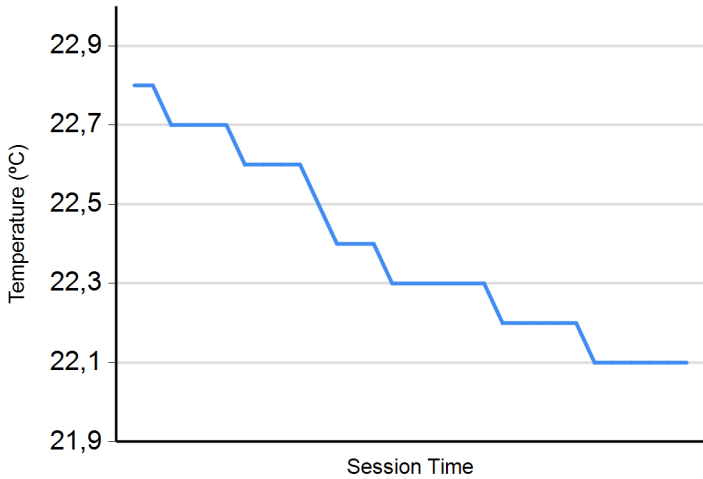
**77** Thomas Padovani MILAN COMPETITION

Nr.	In Day Time	In Time	Out Time	Pit Time	T. Pit Time	Handicap	Penalty
1	17:04:03.390	17:04:03.390	17:06:07.739	2:04.349	2:04.349		

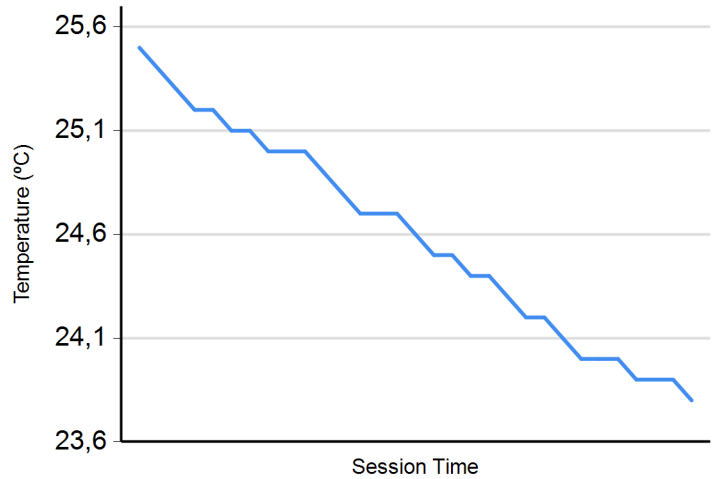




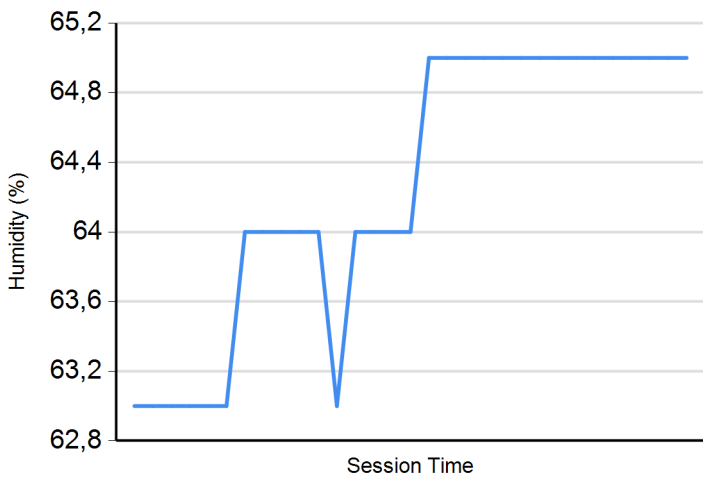
**Air Temperature**



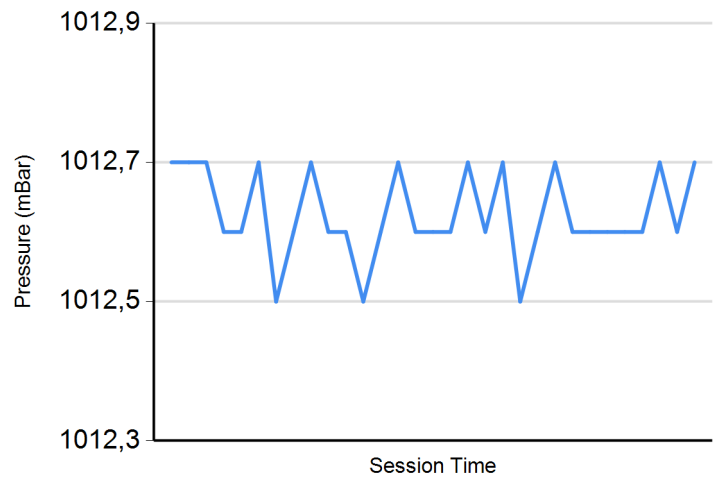
**Track Temperature**



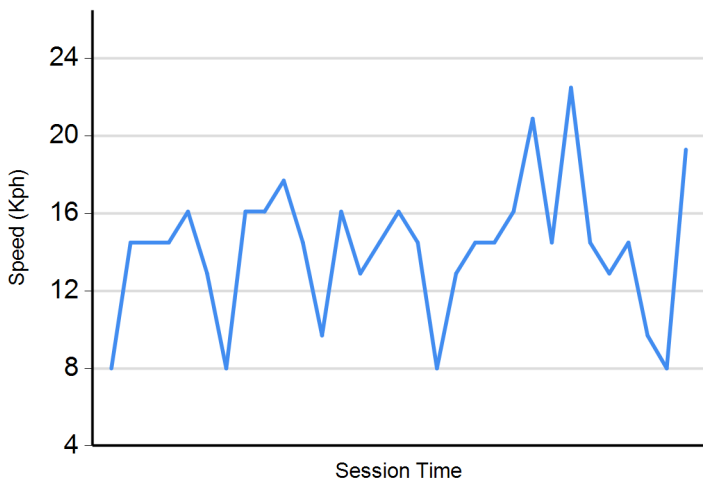
**Humidity**



**Pressure**

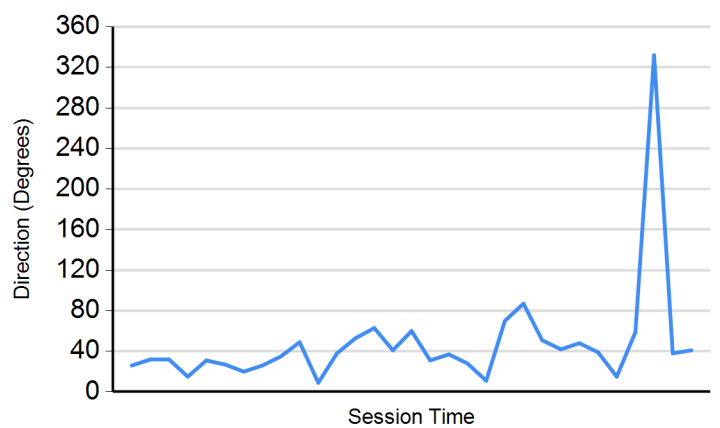


**Wind Speed**



**Wind direction**

North = 0°/360° Est = 90° South = 180° West = 270°





**Circuito de Barcelona**  
**Alpine ELF Europa Cup**  
**Free Practice 1 - 2**  
**Results**



Cls	Nº	Driver	Nat	Team	Level	Cls	Category	Laps	Free Practice - 1	Free Practice - 2	Best	Gap	Interval	Km/h		
1	8	Nicolas Milan	FRA	MILAN COMPETITION	Inter C	1		26	1:58.611	8	<b>1:57.188</b>	6	<b>1:57.188</b>		143.0	
2	21	Marc Guillot	FRA	MILAN COMPETITION	Inter C	2		25	1:58.526	8	<b>1:57.345</b>	8	<b>1:57.345</b>	0.157	0.157	142.8
3	76	Pierre Sancinéna	FRA	CMR	Inter C	3		20	1:58.860	4	<b>1:57.378</b>	3	<b>1:57.378</b>	0.190	0.033	142.7
4	15	Gael Castelli	FRA	MILAN COMPETITION	Inter C	4		19	1:58.233	5	<b>1:57.563</b>	7	<b>1:57.563</b>	0.375	0.185	142.5
5	69	Laurent Hurgon	FRA	AUTOSPORT GP-PATRICK ROGER	Inter C	5	Gentleman	20	1:58.278	9	<b>1:57.651</b>	7	<b>1:57.651</b>	0.463	0.088	142.4
6	18	Pierre Macchi	FRA	AUTOSPORT GP	Inter C	6		22	2:04.721	10	<b>1:57.837</b>	6	<b>1:57.837</b>	0.649	0.186	142.2
7	11	Sylvain Noel	FRA	RACING TECHNOLOGY	Inter C	7	Gentleman	22	1:59.298	8	<b>1:57.943</b>	8	<b>1:57.943</b>	0.755	0.106	142.0
8	17	Jean-Baptiste Mela	FRA	AUTOSPORT GP	Inter C	8	Junior	15	2:01.278	2	<b>1:58.065</b>	10	<b>1:58.065</b>	0.877	0.122	141.9
9	14	Julien Neveu	FRA	AUTOSPORT GP	Inter C	9		24	<b>1:58.118</b>	12	1:58.547	7	<b>1:58.118</b>	0.930	0.053	141.8
10	2	Vincent Beltoise	FRA	CMR - CCF	Inter C	10		25	1:58.729	10	<b>1:58.345</b>	8	<b>1:58.345</b>	1.157	0.227	141.6
11	4	Mathieu Blaise	FRA	RACING TECHNOLOGY	Inter D	1		25	1:59.967	11	<b>1:59.113</b>	6	<b>1:59.113</b>	1.925	0.768	140.6
12	77	Thomas Padovani	EST	MILAN COMPETITION	Inter C	11		20	2:02.316	4	<b>1:59.160</b>	9	<b>1:59.160</b>	1.972	0.047	140.6
13	9	Marc de Fulgencio	ESP	TEAM VRT	Inter B	1	Junior	17	2:01.421	3	<b>1:59.732</b>	11	<b>1:59.732</b>	2.544	0.572	139.9
14	110	Jaime Hernandez	ESP	RACING TECHNOLOGY	Inter C	12	Gentleman	24	2:02.141	11	<b>2:00.702</b>	11	<b>2:00.702</b>	3.514	0.970	138.8
15	33	Grégory Romano	MC	CMR	Inter D	2	Gentleman	22	2:03.372	11	<b>2:03.137</b>	10	<b>2:03.137</b>	5.949	2.435	136.0
16	7	Franc Rouxel	FRA	AUTOMECA	Inter D	3	Gentleman	25	2:04.247	11	<b>2:03.434</b>	7	<b>2:03.434</b>	6.246	0.297	135.7
17	5	Stéphane Proux	FRA	AUTOMECA	Inter D	4		23	2:06.460	12	<b>2:03.487</b>	8	<b>2:03.487</b>	6.299	0.053	135.7
18	3	Denis Gibaud	FRA	MILAN COMPETITION	Inter C	13	Gentleman	26	2:04.740	8	<b>2:03.774</b>	8	<b>2:03.774</b>	6.586	0.287	135.3

Published at:.....

<b>Stewards:</b>	<b>Race Director:</b>	<b>Timekeeper:</b> 
------------------	-----------------------	------------------------

