



Circuito de Barcelona
Alpine ELF Europa Cup
Free Practice - 1
Provisional Results



Cls	Nº	Driver	Nat	Team	Level	Category	Laps	Best	Time	Gap	Interval	Km/h
1	14	Julien Neveu	FRA	AUTOSPORT GP	Inter C		14	12	1:58.118			141.8
2	15	Gael Castelli	FRA	MILAN COMPETITION	Inter C		7	5	1:58.233	0.115	0.115	141.7
3	69	Laurent Hurgon	FRA	AUTOSPORT GP-PATRICK ROGER	Inter C	Gentleman	12	9	1:58.278	0.160	0.045	141.6
4	21	Marc Guillot	FRA	MILAN COMPETITION	Inter C		13	8	1:58.526	0.408	0.248	141.3
5	8	Nicolas Milan	FRA	MILAN COMPETITION	Inter C		14	8	1:58.611	0.493	0.085	141.2
6	2	Vincent Beltoise	FRA	CMR - CCF	Inter C		13	10	1:58.729	0.611	0.118	141.1
7	76	Pierre Sancin�na	FRA	CMR	Inter C		12	4	1:58.860	0.742	0.131	140.9
8	11	Sylvain Noel	FRA	RACING TECHNOLOGY	Inter C	Gentleman	12	8	1:59.298	1.180	0.438	140.4
9	4	Mathieu Blaise	FRA	RACING TECHNOLOGY	Inter D		13	11	1:59.967	1.849	0.669	139.6
10	17	Jean-Baptiste Mela	FRA	AUTOSPORT GP	Inter C	Junior	3	2	2:01.278	3.160	1.311	138.1
11	9	Marc de Fulgencio	ESP	TEAM VRT	Inter B	Junior	4	3	2:01.421	3.303	0.143	138.0
12	110	Jaime Hernandez	ESP	RACING TECHNOLOGY	Inter C		12	11	2:02.141	4.023	0.720	137.2
13	77	Thomas Padovani	EST	MILAN COMPETITION	Inter C		8	4	2:02.316	4.198	0.175	137.0
14	33	Gr�gory Romano	MCO	CMR	Inter D	Gentleman	11	11	2:03.372	5.254	1.056	135.8
15	7	Franc Rouxel	FRA	AUTOMECA	Inter D	Gentleman	13	11	2:04.247	6.129	0.875	134.8
16	18	Pierre Macchi	FRA	AUTOSPORT GP	Inter D	Gentleman	13	10	2:04.721	6.603	0.474	134.3
17	3	Denis Gibaud	FRA	MILAN COMPETITION	Inter C	Gentleman	13	8	2:04.740	6.622	0.019	134.3
18	5	St�phane Proux	FRA	AUTOMECA	Inter D		13	12	2:06.460	8.342	1.720	132.5

Published at:.....

Track Temp: 22.6  C Air Temp: 23.1  C Humidity: 62 % Track Status: DRY

Stewards:

Race Director:

Timekeeper:





Circuito de Barcelona
 Alpine ELF Europa Cup
 Free Practice - 1
 Provisional Results by Class



Cls	Nº	Driver	Nat	Team	Level	Category	Laps	Best	Time	Gap	Interval	Km/h
Inter B												
1	9	Marc de Fulgencio	ESP	TEAM VRT	Inter B	Junior	4	3	2:01.421			138.0
Inter C												
1	14	Julien Neveu	FRA	AUTOSPORT GP	Inter C		14	12	1:58.118			141.8
2	15	Gael Castelli	FRA	MILAN COMPETITION	Inter C		7	5	1:58.233	0.115	0.115	141.7
3	69	Laurent Hurgon	FRA	AUTOSPORT GP-PATRICK ROGER	Inter C	Gentleman	12	9	1:58.278	0.160	0.045	141.6
4	21	Marc Guillot	FRA	MILAN COMPETITION	Inter C		13	8	1:58.526	0.408	0.248	141.3
5	8	Nicolas Milan	FRA	MILAN COMPETITION	Inter C		14	8	1:58.611	0.493	0.085	141.2
6	2	Vincent Beltoise	FRA	CMR - CCF	Inter C		13	10	1:58.729	0.611	0.118	141.1
7	76	Pierre Sancinéna	FRA	CMR	Inter C		12	4	1:58.860	0.742	0.131	140.9
8	11	Sylvain Noel	FRA	RACING TECHNOLOGY	Inter C	Gentleman	12	8	1:59.298	1.180	0.438	140.4
9	17	Jean-Baptiste Mela	FRA	AUTOSPORT GP	Inter C	Junior	3	2	2:01.278	3.160	1.980	138.1
10	110	Jaime Hernandez	ESP	RACING TECHNOLOGY	Inter C		12	11	2:02.141	4.023	0.863	137.2
11	77	Thomas Padovani	EST	MILAN COMPETITION	Inter C		8	4	2:02.316	4.198	0.175	137.0
12	3	Denis Gibaud	FRA	MILAN COMPETITION	Inter C	Gentleman	13	8	2:04.740	6.622	2.424	134.3
Inter D												
1	4	Mathieu Blaise	FRA	RACING TECHNOLOGY	Inter D		13	11	1:59.967			139.6
2	33	Grégory Romano	MCO	CMR	Inter D	Gentleman	11	11	2:03.372	3.405	3.405	135.8
3	7	Franc Rouxel	FRA	AUTOMECA	Inter D	Gentleman	13	11	2:04.247	4.280	0.875	134.8
4	18	Pierre Macchi	FRA	AUTOSPORT GP	Inter D	Gentleman	13	10	2:04.721	4.754	0.474	134.3
5	5	Stéphane Proux	FRA	AUTOMECA	Inter D		13	12	2:06.460	6.493	1.739	132.5

Published at:.....

Track Temp: 22.6 °C Air Temp: 23.1 °C Humidity: 62 % Track Status: DRY

Stewards:

Race Director:

Timekeeper:





Circuito de Barcelona
Alpine ELF Europa Cup
Free Practice - 1
Lap Analysis



2

Vincent Beltoise

5

Stéphane Proux

CMR - CCF

AUTOMECA

Lap D	Time	Sector 1	Sector 2	Sector 3	T. Spd	Elapsed	Lap D	Time	Sector 1	Sector 2	Sector 3	T. Spd	Elapsed
1	12:34:11.188	12:32:41.574	48.781	40.833		12:34:11.188	1	12:35:08.090	12:33:26.717	55.681	45.692		12:35:08.090
2	2:01.731	34.719	47.889	39.123		12:36:12.919	2	2:18.259	39.981	52.890	45.388		12:37:26.349
3	1:59.818	34.179	46.962	38.677		12:38:12.737	3	2:14.838	38.440	52.593	43.805		12:39:41.187
4	1:59.194	33.989	46.515	38.690		12:40:11.931	4	2:18.130	38.521	53.050	46.559		12:41:59.317
5	2:00.003	33.962	47.057	38.984		12:42:11.934	5	2:27.090	39.025	59.452	48.613		12:44:26.407
6	2:11.450 P	33.763	51.112	46.575		12:44:23.384	6	2:16.251	38.727	52.959	44.565		12:46:42.658
7	4:32.814	3:07.020	46.831	38.963		12:48:56.198	7	2:13.767	37.575	51.076	45.116		12:48:56.425
8	1:59.913	33.871	47.591	38.451		12:50:56.111	8	2:13.393	39.098	50.700	43.595		12:51:09.818
9	1:58.880	33.715	46.603	38.562		12:52:54.991	9	2:10.470	37.069	51.262	42.139		12:53:20.288
10	1:58.729	33.733	46.504	38.492		12:54:53.720	10	2:09.656	36.183	50.812	42.661		12:55:29.944
11	1:58.980	33.817	46.674	38.489		12:56:52.700	11	2:07.226	36.030	49.787	41.409		12:57:37.170
12	2:04.700	34.179	49.598	40.923		12:58:57.400	12	2:06.460	35.898	49.292	41.270		12:59:43.630
13	2:16.563 P	33.844	46.474	56.245		13:01:13.963	13	2:41.109 P	36.080	1:03.015	1:02.014		13:02:24.739

3

Denis Gibaud

7

Franc Rouxel

MILAN COMPETITION

AUTOMECA

Lap D	Time	Sector 1	Sector 2	Sector 3	T. Spd	Elapsed	Lap D	Time	Sector 1	Sector 2	Sector 3	T. Spd	Elapsed
1	12:34:57.746	12:33:15.386	55.838	46.522		12:34:57.746	1	12:34:36.125	12:32:59.623	53.630	42.872		12:34:36.125
2	2:14.409	37.320	53.108	43.981		12:37:12.155	2	2:10.665	36.755	51.706	42.204		12:36:46.790
3	2:13.579	36.975	52.368	44.236		12:39:25.734	3	2:12.207	37.265	52.386	42.556		12:38:58.997
4	2:09.833	36.524	50.962	42.347		12:41:35.567	4	2:10.181	36.951	51.338	41.892		12:41:09.178
5	2:08.278	35.668	51.092	41.518		12:43:43.845	5	2:10.501	36.199	52.497	41.805		12:43:19.679
6	2:08.688	35.393	50.118	43.177		12:45:52.533	6	2:08.656	36.199	51.340	41.117		12:45:28.335
7	2:06.657	35.654	49.590	41.413		12:47:59.190	7	2:16.582 P	35.475	49.215	51.892		12:47:44.917
8	2:04.740	35.042	48.925	40.773		12:50:03.930	8	3:29.157	1:57.897	49.653	41.607		12:51:14.074
9	2:06.085	35.341	49.405	41.339		12:52:10.015	9	2:06.753	35.465	49.900	41.388		12:53:20.827
10	2:05.115	35.427	49.085	40.603		12:54:15.130	10	2:07.219	35.843	49.225	42.151		12:55:28.046
11	2:06.908	35.665	49.523	41.720		12:56:22.038	11	2:04.247	35.352	48.678	40.217		12:57:32.293
12	2:05.467	35.111	49.414	40.942		12:58:27.505	12	2:06.206	36.178	49.080	40.948		12:59:38.499
13	2:20.868 P	34.986	48.903	56.979		13:00:48.373	13	2:40.857 P	35.127	59.282	1:06.448		13:02:19.356

4

Mathieu Blaise

8

Nicolas Milan

RACING TECHNOLOGY

MILAN COMPETITION

Lap D	Time	Sector 1	Sector 2	Sector 3	T. Spd	Elapsed	Lap D	Time	Sector 1	Sector 2	Sector 3	T. Spd	Elapsed
1	12:34:27.628	12:32:56.436	50.429	40.763		12:34:27.628	1	12:35:00.171	12:33:31.375	49.272	39.524		12:35:00.171
2	2:05.447	36.052	49.243	40.152		12:36:33.075	2	2:01.738	35.220	47.476	39.042		12:37:01.909
3	2:02.203	34.851	48.142	39.210		12:38:35.278	3	1:59.621	33.892	46.944	38.785		12:39:01.530
4	2:03.687	34.656	48.818	40.213		12:40:38.965	4	2:00.085	34.312	47.115	38.658		12:41:01.615
5	2:03.740	34.756	48.915	40.069		12:42:42.705	5	2:00.190	33.828	47.184	39.178		12:43:01.805
6	2:02.329	34.660	48.176	39.493		12:44:45.034	6	1:59.941	34.503	46.888	38.550		12:45:01.746
7	2:18.440 P	34.367	48.287	55.786		12:47:03.474	7	1:58.750	33.499	46.726	38.525		12:47:00.496
8	3:57.732	2:30.759	47.965	39.008		12:51:01.206	8	1:58.611	33.440	46.442	38.729		12:48:59.107
9	2:00.747	34.284	47.122	39.341		12:53:01.953	9	1:58.965	34.036	46.331	38.598		12:50:58.072
10	2:00.590	34.520	46.968	39.102		12:55:02.543	10	1:58.713	33.621	46.467	38.625		12:52:56.785
11	1:59.967	33.978	47.235	38.754		12:57:02.510	11	2:05.255	36.863	48.847	39.545		12:55:02.400
12	2:01.360	34.177	47.987	39.196		12:59:03.870	12	1:58.883	33.949	46.562	38.372		12:57:00.923
13	2:23.641 P	34.714	48.529	1:00.398		13:01:27.511	13	1:58.689	33.949	46.372	38.368		12:58:59.612
							14	2:24.875 P	34.039	51.918	58.918		13:01:24.487

9

Marc de Fulgencio

TEAM VRT

Lap D	Time	Sector 1	Sector 2	Sector 3	T. Spd	Elapsed
1	12:54:16.404	12:52:46.448	49.634	40.322		12:54:16.404
2	2:02.052	34.593	48.013	39.446		12:56:18.456
3	2:01.421	34.131	47.792	39.498		12:58:19.877
4	2:10.503 P	34.065	47.190	49.248		13:00:30.380





Circuito de Barcelona
Alpine ELF Europa Cup
Free Practice - 1
Lap Analysis



11 Sylvain Noel

18 Pierre Macchi

RACING TECHNOLOGY

AUTOSPORT GP

Lap	D	Time	Sector 1	Sector 2	Sector 3	T. Spd	Elapsed	Lap	D	Time	Sector 1	Sector 2	Sector 3	T. Spd	Elapsed
1		12:34:26.761	12:32:55.423	50.093	41.245		12:34:26.761	1		12:34:58.868	12:33:22.222	53.893	42.753		12:34:58.868
2		2:05.650	35.951	48.052	41.647		12:36:32.411	2		2:09.278	37.673	49.952	41.653		12:37:08.146
3		2:00.745	34.756	46.999	38.990		12:38:33.156	3	1	2:38.003	36.301	50.299	1:11.403		12:39:46.149
4		2:12.127 P	36.078	48.748	47.301		12:40:45.283	4	1	2:19.526 P	35.907	51.284	52.335		12:42:05.675
5		3:54.681	2:27.293	48.573	38.815		12:44:39.964	5	1	4:48.291	3:13.423	50.587	44.281		12:46:53.966
6		2:01.123	34.920	47.008	39.195		12:46:41.087	6	1	2:09.685	35.685	50.830	43.170		12:49:03.651
7		2:01.374	35.142	47.087	39.145		12:48:42.461	7	1	2:07.123	35.563	49.951	41.609		12:51:10.774
8		1:59.298	33.928	46.800	38.570		12:50:41.759	8	1	2:07.306	36.389	49.991	40.926		12:53:18.080
9		2:12.759 P	35.418	51.757	45.584		12:52:54.518	9	1	2:07.924	36.080	50.378	41.466		12:55:26.004
10		4:17.174	2:51.932	46.635	38.607		12:57:11.692	10	1	2:04.721	34.909	48.782	41.030		12:57:30.725
11		1:59.600	34.001	46.715	38.884		12:59:11.292	11	1	2:08.450	37.040	48.964	42.446		12:59:39.175
12		2:17.545 P	34.036	46.576	56.933		13:01:28.837	12	1	2:11.888	35.862	49.577	46.449		13:01:51.063
13	1	3:12.585 P		48.242	1:14.627		1:09.716	13	1	3:05.648					13:05:03.648

14 Julien Neveu

21 Marc Guillot

AUTOSPORT GP

MILAN COMPETITION

Lap	D	Time	Sector 1	Sector 2	Sector 3	T. Spd	Elapsed	Lap	D	Time	Sector 1	Sector 2	Sector 3	T. Spd	Elapsed
1		12:34:19.598	12:32:49.196	50.597	39.805		12:34:19.598	1		12:34:48.852	12:33:15.496	52.201	41.155		12:34:48.852
2		2:00.724	34.416	47.380	38.928		12:36:20.322	2		2:02.581	36.311	47.316	38.954		12:36:51.433
3		1:59.401	33.955	47.004	38.442		12:38:19.723	3		2:10.817	33.935	49.388	47.494		12:39:02.250
4		1:59.068	33.694	46.730	38.644		12:40:18.791	4		1:59.858	33.814	47.192	38.852		12:41:02.108
5		1:59.211	33.835	46.821	38.555		12:42:18.002	5		1:59.972	33.647	47.210	39.115		12:43:02.080
6		2:08.819 P	33.701	46.830	48.288		12:44:26.821	6		1:59.212	33.609	46.954	38.649		12:45:01.292
7		3:51.919	2:26.180	47.060	38.679		12:48:18.740	7		1:58.588	33.696	46.508	38.384		12:46:59.880
8		1:58.488	33.704	46.391	38.393		12:50:17.228	8		1:58.526	33.651	46.425	38.450		12:48:58.406
9		1:58.317	33.500	46.513	38.304		12:52:15.545	9		1:59.234	34.097	46.263	38.874		12:50:57.640
10		1:59.703	33.429	46.245	40.029		12:54:15.248	10		1:59.636	34.499	46.302	38.835		12:52:57.276
11		1:59.422	34.744	46.453	38.225		12:56:14.670	11		2:15.697 P	35.566	49.321	50.810		12:55:12.973
12		1:58.118	33.535	46.177	38.406		12:58:12.788	12		3:41.740	2:16.111	46.685	38.944		12:58:54.713
13		1:58.283	33.584	46.191	38.508		13:00:11.071	13		2:16.343 P	33.853	48.020	54.470		13:01:11.056
14		2:23.997 P	35.060	49.548	59.389		13:02:35.068								

15 Gael Castelli

33 Grégory Romano

MILAN COMPETITION

CMR

Lap	D	Time	Sector 1	Sector 2	Sector 3	T. Spd	Elapsed	Lap	D	Time	Sector 1	Sector 2	Sector 3	T. Spd	Elapsed
1		12:49:08.737	12:47:43.095	47.071	38.571		12:49:08.737	1		12:34:58.123	12:33:21.004	53.799	43.320		12:34:58.123
2		1:59.117	33.822	46.345	38.950		12:51:07.854	2		2:12.851	37.207	50.155	45.489		12:37:10.974
3		1:58.957	33.865	46.509	38.583		12:53:06.811	3		2:10.241	37.359	50.831	42.051		12:39:21.215
4		1:58.518	33.724	46.359	38.435		12:55:05.329	4		2:08.006	36.538	50.301	41.167		12:41:29.221
5		1:58.233	33.778	46.130	38.325		12:57:03.562	5		2:08.804	36.185	50.359	42.260		12:43:38.025
6		1:59.136	33.611	46.774	38.751		12:59:02.698	6		2:26.785 P	36.144	53.519	57.122		12:46:04.810
7		2:22.787 P	33.589	49.848	59.350		13:01:25.485	7		4:31.447	2:59.160	49.903	42.384		12:50:36.257
8								8		2:07.716	37.213	49.522	40.981		12:52:43.973
9								9		2:05.096	35.868	48.816	40.412		12:54:49.069
10								10		2:06.609	35.259	48.952	42.398		12:56:55.678
11								11		2:03.372	35.012	48.297	40.063		12:58:59.050
12								12			35.073	5:20.149			

17 Jean-Baptiste Mela

AUTOSPORT GP

Lap	D	Time	Sector 1	Sector 2	Sector 3	T. Spd	Elapsed	Lap	D	Time	Sector 1	Sector 2	Sector 3	T. Spd	Elapsed
1		12:34:51.306	12:33:22.399	48.898	40.009		12:34:51.306								
2		2:01.278	34.393	47.586	39.299		12:36:52.584								
3		2:01.380	33.848	48.247	39.285		12:38:53.964								
4			34.050												





Circuito de Barcelona
Alpine ELF Europa Cup
Free Practice - 1
Lap Analysis



69

Laurent Hurgon

AUTOSPORT GP-PATRICK
ROGER

Lap D	Time	Sector 1	Sector 2	Sector 3	T. Spd	Elapsed
1	12:34:18.477	12:32:48.656	49.862	39.959		12:34:18.477
2	2:01.211	34.550	47.906	38.755		12:36:19.688
3	1:59.618	34.067	46.816	38.735		12:38:19.306
4	1:59.093	33.885	46.597	38.611		12:40:18.399
5	2:00.317	34.401	47.248	38.668		12:42:18.716
6	2:00.890	33.976	47.521	39.393		12:44:19.606
7	2:10.526 P	33.883	49.132	47.511		12:46:30.132
8	4:23.457	2:58.474	46.728	38.255		12:50:53.589
9	1:58.278	33.614	46.285	38.379		12:52:51.867
10	2:07.906 P	34.016	46.703	47.187		12:54:59.773
11	3:33.565	2:05.907	47.475	40.183		12:58:33.338
12	2:20.554 P	33.875	46.307	1:00.372		13:00:53.892

110

Jaime Hernandez

RACING TECHNOLOGY

Lap D	Time	Sector 1	Sector 2	Sector 3	T. Spd	Elapsed
1	12:35:09.488	12:33:35.430	52.144	41.914		12:35:09.488
2	2:07.625	36.924	49.731	40.970		12:37:17.113
3	2:06.338	35.133	49.398	41.807		12:39:23.451
4	2:06.660	35.603	49.830	41.227		12:41:30.111
5	2:06.936	35.588	50.347	41.001		12:43:37.047
6	2:18.931 P	35.604	49.079	54.248		12:45:55.978
7	4:27.971	2:59.061	48.234	40.676		12:50:23.949
8	2:03.767	35.328	48.196	40.243		12:52:27.716
9	2:03.271	34.898	48.356	40.017		12:54:30.987
10	2:03.232	35.297	48.060	39.875		12:56:34.219
11	2:02.141	34.684	47.562	39.895		12:58:36.360
12	2:21.829 P	34.804	47.651	59.374		13:00:58.189

76

Pierre Sancinena

CMR

Lap D	Time	Sector 1	Sector 2	Sector 3	T. Spd	Elapsed
1	12:34:20.296	12:32:52.418	48.410	39.468		12:34:20.296
2	2:02.630	34.411	47.116	41.103		12:36:22.926
3	1:59.216	33.764	46.858	38.594		12:38:22.142
4	1:58.860	33.688	46.585	38.587		12:40:21.002
5	2:06.185 P	33.725	47.279	45.181		12:42:27.187
6	4:25.657	2:58.525	46.807	40.325		12:46:52.844
7	1:59.233	33.953	46.496	38.784		12:48:52.077
8	2:00.073	34.831	46.572	38.670		12:50:52.150
9	1:59.135	33.747	46.770	38.618		12:52:51.285
10	2:10.353 P	35.779	48.634	45.940		12:55:01.638
11	4:29.947	3:04.572	46.771	38.604		12:59:31.585
12	2:20.712 P	33.712	52.173	54.827		13:01:52.297

77

Thomas Padovani

MILAN COMPETITION

Lap D	Time	Sector 1	Sector 2	Sector 3	T. Spd	Elapsed
1	12:34:36.346	12:33:05.049	49.908	41.389		12:34:36.346
2	2:06.121	36.785	48.995	40.341		12:36:42.467
3	2:03.488	35.597	48.243	39.648		12:38:45.955
4	2:02.316	34.924	47.867	39.525		12:40:48.271
5	2:36.449 P	34.811	49.091	1:12.547		12:43:24.720
6	6:36.241	5:06.330	49.323	40.588		12:50:00.961
7	2:04.690	34.896	47.780	42.014		12:52:05.651
8	2:16.459 P	35.928	49.958	50.573		12:54:22.110





Circuito de Barcelona
Alpine ELF Europa Cup
Free Practice - 1
Best Sectors Results



Sector - 1			Sector - 2			Sector - 3			Ideal Lap vs Best Lap						
Clas	Nº	Driver	Time	Nº	Driver	Time	Nº	Driver	Time	Clas	Nº	Driver	Ideal Lap	Best Lap	Clas
1	14	Julien Neveu	33.429	15	Gael Castelli	46.130	14	Julien Neveu	38.225	1	14	Julien Neveu	1:57.831	1:58.118	1
2	8	Nicolas Milan	33.440	14	Julien Neveu	46.177	69	Laurent Hurgon	38.255	2	15	Gael Castelli	1:58.044	1:58.233	2
3	15	Gael Castelli	33.589	21	Marc Guillot	46.263	15	Gael Castelli	38.325	3	8	Nicolas Milan	1:58.139	1:58.611	5
4	21	Marc Guillot	33.609	69	Laurent Hurgon	46.285	8	Nicolas Milan	38.368	4	69	Laurent Hurgon	1:58.154	1:58.278	3
5	69	Laurent Hurgon	33.614	8	Nicolas Milan	46.331	21	Marc Guillot	38.384	5	21	Marc Guillot	1:58.256	1:58.526	4
6	76	Pierre Sancinéna	33.688	2	Vincent Beltoise	46.474	2	Vincent Beltoise	38.451	6	2	Vincent Beltoise	1:58.640	1:58.729	6
7	2	Vincent Beltoise	33.715	76	Pierre Sancinéna	46.496	11	Sylvain Noel	38.570	7	76	Pierre Sancinéna	1:58.771	1:58.860	7
8	17	Jean-Baptiste Mela	33.848	11	Sylvain Noel	46.576	76	Pierre Sancinéna	38.587	8	11	Sylvain Noel	1:59.074	1:59.298	8
9	11	Sylvain Noel	33.928	4	Mathieu Blaise	46.968	4	Mathieu Blaise	38.754	9	4	Mathieu Blaise	1:59.700	1:59.967	9
10	4	Mathieu Blaise	33.978	9	Marc de Fulgencio	47.190	17	Jean-Baptiste Mela	39.285	10	9	Marc de Fulgencio	2:00.701	2:01.421	11
11	9	Marc de Fulgencio	34.065	110	Jaime Hernandez	47.562	9	Marc de Fulgencio	39.446	11	17	Jean-Baptiste Mela	2:00.719	2:01.278	10
12	11	Jaime Hernandez	34.684	17	Jean-Baptiste Mela	47.586	77	Thomas Padovani	39.525	12	77	Thomas Padovani	2:02.116	2:02.316	13
13	77	Thomas Padovani	34.811	77	Thomas Padovani	47.780	110	Jaime Hernandez	39.875	13	110	Jaime Hernandez	2:02.121	2:02.141	12
14	18	Pierre Macchi	34.909	33	Grégory Romano	48.297	33	Grégory Romano	40.063	14	33	Grégory Romano	2:03.372	2:03.372	14
15	3	Denis Gibaud	34.986	7	Franc Rouxel	48.678	7	Franc Rouxel	40.217	15	7	Franc Rouxel	2:04.022	2:04.247	15
16	33	Grégory Romano	35.012	18	Pierre Macchi	48.782	3	Denis Gibaud	40.603	16	3	Denis Gibaud	2:04.492	2:04.740	17
17	7	Franc Rouxel	35.127	3	Denis Gibaud	48.903	18	Pierre Macchi	40.926	17	18	Pierre Macchi	2:04.617	2:04.721	16
18	5	Stéphane Proux	35.898	5	Stéphane Proux	49.292	5	Stéphane Proux	41.270	18	5	Stéphane Proux	2:06.460	2:06.460	18





Circuito de Barcelona
Alpine ELF Europa Cup
Free Practice - 1
Best 5 Lap Times



Cls	N°	Driver	Nat	Team	Level	Category	Best 1		Best 2		Best 3		Best 4		Best 5	
							Time	Lap	Time	Lap	Time	Lap	Time	Lap	Time	Lap
1	14	Julien Neveu	FRA	AUTOSPORT GP	Inter C		1:58.118	12	1:58.283	13	1:58.317	9	1:58.488	8	1:59.068	4
2	15	Gael Castelli	FRA	MILAN COMPETITION	Inter C		1:58.233	5	1:58.518	4	1:58.957	3	1:59.117	2	1:59.136	6
3	69	Laurent Hurgon	FRA	AUTOSPORT GP-PATRICK	Inter C	Gentleman	1:58.278	9	1:59.093	4	1:59.618	3	2:00.317	5	2:00.890	6
4	21	Marc Guillot	FRA	MILAN COMPETITION	Inter C		1:58.526	8	1:58.588	7	1:59.212	6	1:59.234	9	1:59.636	10
5	8	Nicolas Milan	FRA	MILAN COMPETITION	Inter C		1:58.611	8	1:58.689	13	1:58.713	10	1:58.750	7	1:58.883	12
6	2	Vincent Beltoise	FRA	CMR - CCF	Inter C		1:58.729	10	1:58.880	9	1:58.980	11	1:59.194	4	1:59.818	3
7	76	Pierre Sancinéna	FRA	CMR	Inter C		1:58.860	4	1:59.135	9	1:59.216	3	1:59.233	7	2:00.073	8
8	11	Sylvain Noel	FRA	RACING TECHNOLOGY	Inter C	Gentleman	1:59.298	8	1:59.600	11	2:00.745	3	2:01.123	6	2:01.374	7
9	4	Mathieu Blaise	FRA	RACING TECHNOLOGY	Inter D		1:59.967	11	2:00.590	10	2:00.747	9	2:01.360	12	2:02.203	3
10	17	Jean-Baptiste Mela	FRA	AUTOSPORT GP	Inter C	Junior	2:01.278	2	2:01.380	3						
11	9	Marc de Fulgencio	ESP	TEAM VRT	Inter B	Junior	2:01.421	3	2:02.052	2						
12	110	Jaime Hernandez	ESP	RACING TECHNOLOGY	Inter C		2:02.141	11	2:03.232	10	2:03.271	9	2:03.767	8	2:06.338	3
13	77	Thomas Padovani	EST	MILAN COMPETITION	Inter C		2:02.316	4	2:03.488	3	2:04.690	7	2:06.121	2	2:16.459	8
14	33	Grégory Romano	MC	CMR	Inter D	Gentleman	2:03.372	11	2:05.096	9	2:06.609	10	2:07.716	8	2:08.006	4
15	7	Franc Rouxel	FRA	AUTOMECA	Inter D	Gentleman	2:04.247	11	2:06.206	12	2:06.753	9	2:07.219	10	2:08.656	6
16	18	Pierre Macchi	FRA	AUTOSPORT GP	Inter D	Gentleman	2:04.721	10	2:07.123	7	2:07.306	8	2:07.924	9	2:08.450	11
17	3	Denis Gibaud	FRA	MILAN COMPETITION	Inter C	Gentleman	2:04.740	8	2:05.115	10	2:05.467	12	2:06.085	9	2:06.657	7
18	5	Stéphane Proux	FRA	AUTOMECA	Inter D		2:06.460	12	2:07.226	11	2:09.656	10	2:10.470	9	2:13.393	8





Circuito de Barcelona
Alpine ELF Europa Cup
Free Practice - 1
Fastest Laps Sequence



Lap	Time of Day	Session Time	Nº	Driver	Nat	Team	Level	Category	Time	Km/h
2	12:36:12.919	6:12.919	2	Vincent Beltoise	FRA	CMR - CCF	Inter C		2:01.731	137.6
2	12:36:19.688	6:19.688	69	Laurent Hurgon	FRA	AUTOSPORT GP-PATRICK ROGER	Inter C	Gentleman	2:01.211	138.2
2	12:36:20.322	6:20.322	14	Julien Neveu	FRA	AUTOSPORT GP	Inter C		2:00.724	138.8
3	12:38:12.737	8:12.737	2	Vincent Beltoise	FRA	CMR - CCF	Inter C		1:59.818	139.8
3	12:38:19.306	8:19.306	69	Laurent Hurgon	FRA	AUTOSPORT GP-PATRICK ROGER	Inter C	Gentleman	1:59.618	140.0
3	12:38:19.723	8:19.723	14	Julien Neveu	FRA	AUTOSPORT GP	Inter C		1:59.401	140.3
3	12:38:22.142	8:22.142	76	Pierre Sancinéna	FRA	CMR	Inter C		1:59.216	140.5
4	12:40:11.931	10:11.931	2	Vincent Beltoise	FRA	CMR - CCF	Inter C		1:59.194	140.5
4	12:40:18.399	10:18.399	69	Laurent Hurgon	FRA	AUTOSPORT GP-PATRICK ROGER	Inter C	Gentleman	1:59.093	140.7
4	12:40:18.791	10:18.791	14	Julien Neveu	FRA	AUTOSPORT GP	Inter C		1:59.068	140.7
4	12:40:21.002	10:21.002	76	Pierre Sancinéna	FRA	CMR	Inter C		1:58.860	140.9
7	12:46:59.880	16:59.880	21	Marc Guillot	FRA	MILAN COMPETITION	Inter C		1:58.588	141.3
8	12:48:58.406	18:58.406	21	Marc Guillot	FRA	MILAN COMPETITION	Inter C		1:58.526	141.3
8	12:50:17.228	20:17.228	14	Julien Neveu	FRA	AUTOSPORT GP	Inter C		1:58.488	141.4
9	12:52:15.545	22:15.545	14	Julien Neveu	FRA	AUTOSPORT GP	Inter C		1:58.317	141.6
9	12:52:51.867	22:51.867	69	Laurent Hurgon	FRA	AUTOSPORT GP-PATRICK ROGER	Inter C	Gentleman	1:58.278	141.6
5	12:57:03.562	27:03.562	15	Gael Castelli	FRA	MILAN COMPETITION	Inter C		1:58.233	141.7
12	12:58:12.788	28:12.788	14	Julien Neveu	FRA	AUTOSPORT GP	Inter C		1:58.118	141.8





Circuito de Barcelona
Alpine ELF Europa Cup
Free Practice - 1
Pit Stop Analysis



2 Vincent Beltoise CMR - CCF

Nr.	In Day Time	In Time	Out Time	Pit Time	T. Pit Time	Handicap	Penalty
1	12:44:20.991	12:44:20.991	12:46:56.707	2:35.716	2:35.716		

4 Mathieu Blaise RACING TECHNOLOGY

Nr.	In Day Time	In Time	Out Time	Pit Time	T. Pit Time	Handicap	Penalty
1	12:46:59.583	12:46:59.583	12:48:56.183	1:56.600	1:56.600		

7 Franc Rouxel Gentleman AUTOMECA

Nr.	In Day Time	In Time	Out Time	Pit Time	T. Pit Time	Handicap	Penalty
1	12:47:42.041	12:47:42.041	12:49:06.575	1:24.534	1:24.534		

11 Sylvain Noel Gentleman RACING TECHNOLOGY

Nr.	In Day Time	In Time	Out Time	Pit Time	T. Pit Time	Handicap	Penalty
1	12:40:42.595	12:40:42.595	12:42:38.756	1:56.161	1:56.161		
2	12:52:52.058	12:52:52.058	12:55:13.081	2:21.023	4:17.184		

14 Julien Neveu AUTOSPORT GP

Nr.	In Day Time	In Time	Out Time	Pit Time	T. Pit Time	Handicap	Penalty
1	12:44:24.263	12:44:24.263	12:46:19.183	1:54.920	1:54.920		

18 Pierre Macchi Gentleman AUTOSPORT GP
 Pierre Combot

Nr.	In Day Time	In Time	Out Time	Pit Time	T. Pit Time	Handicap	Penalty
1	12:42:02.423	12:42:02.423	12:44:42.801	2:40.378	2:40.378		

21 Marc Guillot MILAN COMPETITION

Nr.	In Day Time	In Time	Out Time	Pit Time	T. Pit Time	Handicap	Penalty
1	12:55:09.626	12:55:09.626	12:56:55.242	1:45.616	1:45.616		

33 Grégory Romano Gentleman CMR

Nr.	In Day Time	In Time	Out Time	Pit Time	T. Pit Time	Handicap	Penalty
1	12:46:01.979	12:46:01.979	12:48:25.873	2:23.894	2:23.894		

69 Laurent Hurgon Gentleman AUTOSPORT GP-PATRICK ROGER

Nr.	In Day Time	In Time	Out Time	Pit Time	T. Pit Time	Handicap	Penalty
1	12:46:27.482	12:46:27.482	12:48:52.160	2:24.678	2:24.678		
2	12:54:56.564	12:54:56.564	12:56:30.007	1:33.443	3:58.121		

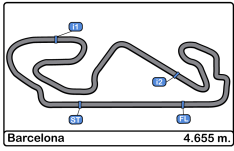
76 Pierre Sancin na CMR

Nr.	In Day Time	In Time	Out Time	Pit Time	T. Pit Time	Handicap	Penalty
1	12:42:24.780	12:42:24.780	12:44:52.371	2:27.591	2:27.591		
2	12:54:58.997	12:54:58.997	12:57:31.709	2:32.712	5:00.303		

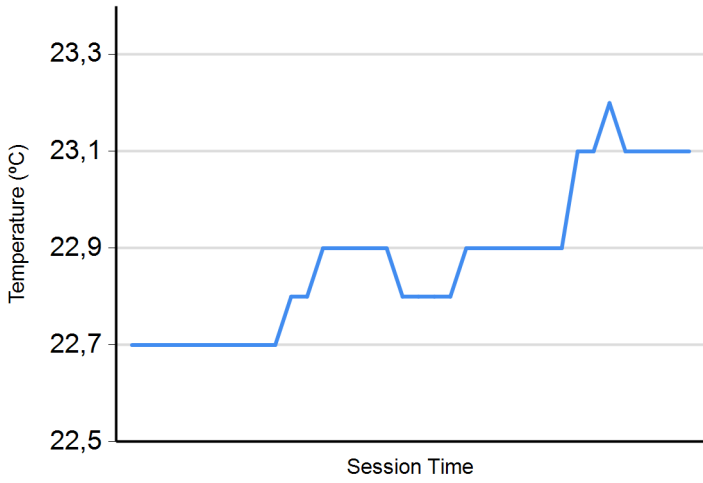
77 Thomas Padovani MILAN COMPETITION

Nr.	In Day Time	In Time	Out Time	Pit Time	T. Pit Time	Handicap	Penalty
1	12:43:22.313	12:43:22.313	12:47:53.390	4:31.077	4:31.077		

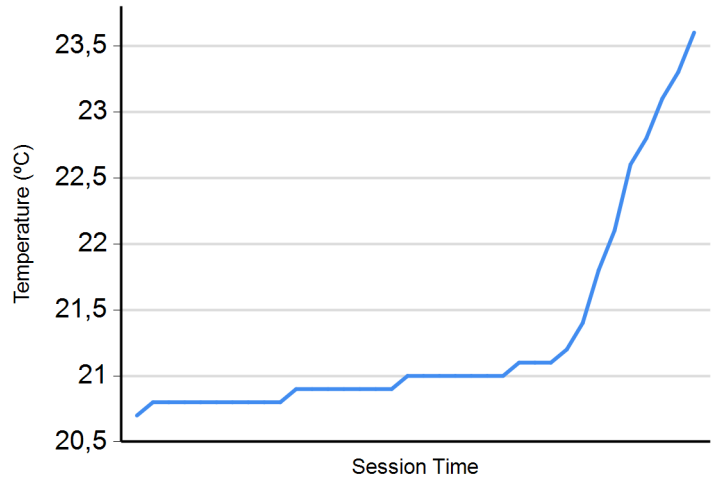




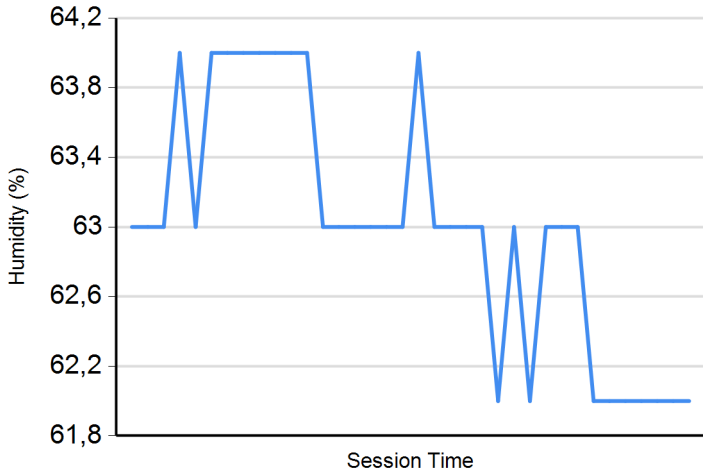
Air Temperature



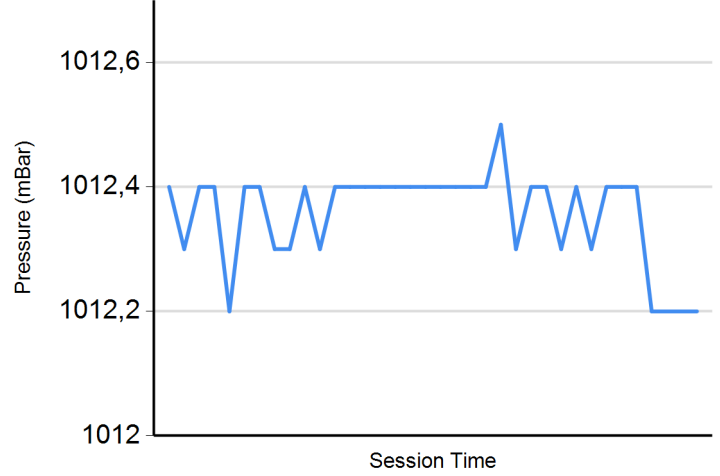
Track Temperature



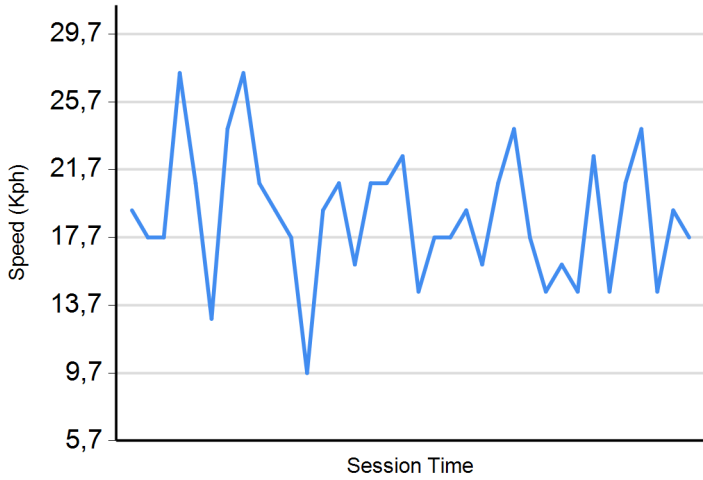
Humidity



Pressure



Wind Speed



Wind direction

North = 0°/360° Est = 90° South = 180° West = 270°

