



**Circuit de Barcelona**  
**TCR Europe**  
**Race - 2**  
**Provisional Results**



Cls	Nº	Driver	Nat	Team	Nat	Vehicle	Laps	Total Time	Gap	Interval	Km/h	Best	Time	Km/h
1	909	Mike Halder	GER	Hell Energy Racing with KCMG	GER	Honda Civic Type R FK7 TCR	12	<b>25:17.363</b>			132.5	5	1:55.455	145.1
2	999	Dániel Nagy	HUN	M1RA	HUN	Hyundai i30 N TCR	12	<b>25:17.771</b>	0.408	0.408	132.4	5	1:55.353	145.2
3	116	Ashley Sutton	GBR	WestCoast Racing	GBR	Volkswagen Golf GTI TCR	12	<b>25:18.881</b>	1.518	1.110	132.3	5	1:54.971	145.7
4	555	Norbert Michelisz	HUN	M1RA	HUN	Hyundai i30 N TCR	12	<b>25:19.232</b>	1.869	0.351	132.3	7	1:55.605	144.9
5	15	Peter Terting	GER	Target Competition	GER	Hyundai i30 N TCR	12	<b>25:23.847</b>	6.484	4.615	131.9	7	1:56.055	144.3
6	99	Josh Files	GBR	Hell Energy Racing with KCMG	GBR	Honda Civic Type R FK7 TCR	12	<b>25:24.105</b>	6.742	0.258	131.9	6	1:56.027	144.4
7	69	Jean-Karl Vernay	FRA	Leopard Lukoil Team	FRA	Audi RS3 LMS TCR	12	<b>25:24.233</b>	6.870	0.128	131.9	8	1:55.805	144.7
8	25	Mikel Azcona	ESP	PCR Sport	ESP	Cupra TCR	12	<b>25:24.655</b>	7.292	0.422	131.8	6	1:56.125	144.3
9	34	Stian Paulsen	NOR	Stian Paulsen Racing	NOR	Cupra TCR	12	<b>25:31.279</b>	13.916	6.624	131.3	5	1:56.166	144.2
10	8	Reece Barr	IRE	Target Competition	IRE	Hyundai i30 N TCR	12	<b>25:31.599</b>	14.236	0.320	131.2	8	1:56.137	144.2
11	42	Stefano Comini	SUI	Autodis Racing by THX	SUI	Honda Civic Type R FK7 TCR	12	<b>25:32.094</b>	14.731	0.495	131.2	6	1:56.710	143.5
12	23	Francisco Abreu	POR	Sports & You	POR	Peugeot 308 TCR	12	<b>25:34.691</b>	17.328	2.597	131.0	6	1:56.532	143.8
13	19	Andreas Bäckman	SW	WestCoast Racing	SW	Volkswagen Golf GTI TCR	12	<b>25:34.977</b>	17.614	0.286	131.0	5	1:56.870	143.3
14	126	Jessica Bäckman	SW	WestCoast Racing	SW	Volkswagen Golf GTI TCR	12	<b>25:35.693</b>	18.330	0.716	130.9	6	1:56.875	143.3
15	10	Viktor Davidovski	MKD	PSS Racing Team	MKD	Honda Civic Type R FK7 TCR	12	<b>25:35.973</b>	18.610	0.280	130.9	8	1:57.211	142.9
16	88	Maxime Potty	BEL	Comtoy Racing	BEL	Volkswagen Golf GTI TCR	12	<b>25:36.901</b>	19.538	0.928	130.8	9	1:57.137	143.0
17	32	Oliver Taylor	GBR	Pyro Motorsport	GBR	Honda Civic Type R FK7 TCR	12	<b>25:40.168</b>	22.805	3.267	130.5	6	1:57.036	143.1
18	27	Enrique Hernandez	ESP	Sports & You	ESP	Peugeot 308 TCR	12	<b>25:47.060</b>	29.697	6.892	129.9	5	1:57.695	142.3
19	17	Martin Ryba	SVK	Brutal Fish Racing Team	SVK	Volkswagen Golf GTI TCR	12	<b>25:47.697</b>	30.334	0.637	129.9	6	1:57.863	142.1
20	21	Marie Baus-Coppens	FRA	JSB Compétition	FRA	Cupra TCR DSG	12	<b>25:50.553</b>	33.190	2.856	129.6	8	1:57.896	142.1
21	111	Nikola Miljković	SRB	LEIN Racing	SRB	Cupra TCR	12	<b>26:13.169</b>	55.806	22.616	127.8	8	2:00.731	138.8
22	4	Julien Briché	FRA	JSB Compétition	FRA	Peugeot 308 TCR	11	<b>23:37.569</b>	1 Lap	1 Lap	130.0	8	1:56.137	144.2
23	22	Petr Fulín	CZE	Fulin Race Academy	CZE	Cupra TCR	9	<b>19:58.684</b>	3 Laps	2 Laps	125.8	7	1:57.699	142.3
<b>Not classified: (Requirements: 75% of number laps of leader = 9 Laps)</b>														
28	Jean-Laurent Navarro	FRA	MN Développement	FRA	Volkswagen Golf GTI TCR	7	<b>16:02.257</b>	5 Laps	2 Laps	121.9	5	1:59.853	139.8	
38	Danny Kroes	NED	PCR Sport	NED	Cupra TCR	2	<b>4:35.201</b>	10 Laps	5 Laps	121.7	1	2:07.719	131.2	
62	Dušan Borkovic	SRB	Target Competition	SRB	Hyundai i30 N TCR	2	<b>4:44.587</b>	10 Laps	9.386	117.7	1	2:06.817	132.1	
11	Jens Reno Møller	DEN	Reno Racing	DEN	Honda Civic Type R FK7 TCR	2	<b>4:49.417</b>	10 Laps	4.830	115.8	1	2:10.810	128.1	
9	Attila Tassi	HUN	Hell Energy Racing with KCMG	HUN	Honda Civic Type R FK7 TCR									
223	Nathanaël Berthon	FRA	Comtoy Racing	FRA	Audi RS3 LMS TCR									
5	Klím Gavrilov	RUS	LTA Rally	RUS	Volkswagen Golf GTI TCR									
35	M. Sathienthirakul	THA	Monlau Competición	THA	Cupra TCR									

**Fastest lap SUTTON in 1:54.971 at 145.8 Km/h in lap 5**

Published at:.....

Track Temp: **31.8 °C** Air Temp: **25.9 °C** Humidity: **51 %** Track Status: **WET**

<b>Stewards:</b>	<b>Race Director:</b>	<b>Timekeeper:</b> 
------------------	-----------------------	------------------------





Circuit de Barcelona

TCR Europe

Race - 2

Provisional Classification by Driver Fastest Lap



Cls	Nº	Driver	Nat	Team	Nat	Vehicle	Laps	Best	Time	Gap	Interval	Km/h
1	11	Ashley Sutton	GBR	WestCoast Racing	GBR	Volkswagen Golf GTI TCR	12	5	1:54.971			145.7
2	99	Dániel Nagy	HUN	M1RA	HUN	Hyundai i30 N TCR	12	5	1:55.353	0.382	0.382	145.2
3	90	Mike Halder	GER	Hell Energy Racing with KCMG	GER	Honda Civic Type R FK7 TCR	12	5	1:55.455	0.484	0.102	145.1
4	55	Norbert Michelisz	HUN	M1RA	HUN	Hyundai i30 N TCR	12	7	1:55.605	0.634	0.150	144.9
5	69	Jean-Karl Vernay	FRA	Leopard Lukoil Team	FRA	Audi RS3 LMS TCR	12	8	1:55.805	0.834	0.200	144.7
6	99	Josh Files	GBR	Hell Energy Racing with KCMG	GBR	Honda Civic Type R FK7 TCR	12	6	1:56.027	1.056	0.222	144.4
7	15	Peter Terting	GER	Target Competition	GER	Hyundai i30 N TCR	12	7	1:56.055	1.084	0.028	144.3
8	25	Mikel Azcona	ESP	PCR Sport	ESP	Cupra TCR	12	6	1:56.125	1.154	0.070	144.3
9	4	Julien Briché	FRA	JSB Compétition	FRA	Peugeot 308 TCR	11	8	1:56.137	1.166	0.012	144.2
10	8	Reece Barr	IRE	Target Competition	IRE	Hyundai i30 N TCR	12	8	1:56.137	1.166	0.000	144.2
11	34	Stian Paulsen	NOR	Stian Paulsen Racing	NOR	Cupra TCR	12	5	1:56.166	1.195	0.029	144.2
12	23	Francisco Abreu	POR	Sports & You	POR	Peugeot 308 TCR	12	6	1:56.532	1.561	0.366	143.8
13	42	Stefano Comini	SUI	Autodis Racing by THX	SUI	Honda Civic Type R FK7 TCR	12	6	1:56.710	1.739	0.178	143.5
14	19	Andreas Bäckma	SWE	WestCoast Racing	SWE	Volkswagen Golf GTI TCR	12	5	1:56.870	1.899	0.160	143.3
15	12	Jessica Bäckman	SWE	WestCoast Racing	SWE	Volkswagen Golf GTI TCR	12	6	1:56.875	1.904	0.005	143.3
16	32	Oliver Taylor	GBR	Pyro Motorsport	GBR	Honda Civic Type R FK7 TCR	12	6	1:57.036	2.065	0.161	143.1
17	88	Maxime Potty	BEL	Comtoy Racing	BEL	Volkswagen Golf GTI TCR	12	9	1:57.137	2.166	0.101	143.0
18	10	Viktor Davidovski	MKD	PSS Racing Team	MKD	Honda Civic Type R FK7 TCR	12	8	1:57.211	2.240	0.074	142.9
19	27	Enrique Hernand	ESP	Sports & You	ESP	Peugeot 308 TCR	12	5	1:57.695	2.724	0.484	142.3
20	22	Petr Fulín	CZE	Fulin Race Academy	CZE	Cupra TCR	9	7	1:57.699	2.728	0.004	142.3
21	17	Martin Ryba	SVK	Brutal Fish Racing Team	SVK	Volkswagen Golf GTI TCR	12	6	1:57.863	2.892	0.164	142.1
22	21	Marie Baus-Cop	FRA	JSB Compétition	FRA	Cupra TCR DSG	12	8	1:57.896	2.925	0.033	142.1
23	28	Jean-Laurent Nav	FRA	MN Développement	FRA	Volkswagen Golf GTI TCR	7	5	1:59.853	4.882	1.957	139.8
24	11	Nikola Miljković	SRB	LEIN Racing	SRB	Cupra TCR	12	8	2:00.731	5.760	0.878	138.8
25	62	Dušan Borkovic	SRB	Target Competition	SRB	Hyundai i30 N TCR	2	1	2:06.817	11.846	6.086	132.1
26	38	Danny Kroes	NED	PCR Sport	NED	Cupra TCR	2	1	2:07.719	12.748	0.902	131.2
27	11	Jens Reno Møller	DEN	Reno Racing	DEN	Honda Civic Type R FK7 TCR	2	1	2:10.810	15.839	3.091	128.1





Circuit de Barcelona

TCR Europe

Race - 2

Distance and Speed Average



Cls	Nº	Driver	Nat	Team	Nat	Vehicle	Cls	Laps	Distance	Total Time	Km/h
1	909	Mike Halder	GER	Hell Energy Racing with KCMG	GER	Honda Civic Type R FK7 TCR	1	12	55.86	25:17.363	132.5
2	999	Dániel Nagy	HUN	M1RA	HUN	Hyundai i30 N TCR	1	12	55.86	25:17.771	132.4
3	116	Ashley Sutton	GBR	WestCoast Racing	GBR	Volkswagen Golf GTI TCR	1	12	55.86	25:18.881	132.3
4	555	Norbert Michelisz	HUN	M1RA	HUN	Hyundai i30 N TCR	2	12	55.86	25:19.232	132.3
5	15	Peter Terting	GER	Target Competition	GER	Hyundai i30 N TCR	3	12	55.86	25:23.847	131.9
6	99	Josh Files	GBR	Hell Energy Racing with KCMG	GBR	Honda Civic Type R FK7 TCR	2	12	55.86	25:24.105	131.9
7	69	Jean-Karl Vernay	FRA	Leopard Lukoil Team	FRA	Audi RS3 LMS TCR	1	12	55.86	25:24.233	131.9
8	25	Mikel Azcona	ESP	PCR Sport	ESP	Cupra TCR	1	12	55.86	25:24.655	131.8
9	34	Stian Paulsen	NOR	Stian Paulsen Racing	NOR	Cupra TCR	2	12	55.86	25:31.279	131.3
10	8	Reece Barr	IRE	Target Competition	IRE	Hyundai i30 N TCR	4	12	55.86	25:31.599	131.2
11	42	Stefano Comini	SUI	Autodis Racing by THX	SUI	Honda Civic Type R FK7 TCR	3	12	55.86	25:32.094	131.2
12	23	Francisco Abreu	POR	Sports & You	POR	Peugeot 308 TCR	1	12	55.86	25:34.691	131.0
13	19	Andreas Bäckman	SWE	WestCoast Racing	SWE	Volkswagen Golf GTI TCR	2	12	55.86	25:34.977	131.0
14	126	Jessica Bäckman	SWE	WestCoast Racing	SWE	Volkswagen Golf GTI TCR	3	12	55.86	25:35.693	130.9
15	10	Viktor Davidovski	MKD	PSS Racing Team	MKD	Honda Civic Type R FK7 TCR	4	12	55.86	25:35.973	130.9
16	88	Maxime Potty	BEL	Comtoy Racing	BEL	Volkswagen Golf GTI TCR	4	12	55.86	25:36.901	130.8
17	32	Oliver Taylor	GBR	Pyro Motorsport	GBR	Honda Civic Type R FK7 TCR	5	12	55.86	25:40.168	130.5
18	27	Enrique Hernando	ESP	Sports & You	ESP	Peugeot 308 TCR	2	12	55.86	25:47.060	129.9
19	17	Martin Ryba	SVK	Brutal Fish Racing Team	SVK	Volkswagen Golf GTI TCR	5	12	55.86	25:47.697	129.9
20	21	Marie Baus-Coppens	FRA	JSB Compétition	FRA	Cupra TCR DSG	3	12	55.86	25:50.553	129.6
21	111	Nikola Miljković	SRB	LEIN Racing	SRB	Cupra TCR	4	12	55.86	26:13.169	127.8
22	4	Julien Briché	FRA	JSB Compétition	FRA	Peugeot 308 TCR	3	11	51.20	23:37.569	130.0
23	22	Petr Fulín	CZE	Fulin Race Academy	CZE	Cupra TCR	5	9	41.89	19:58.684	125.8
<b>Not classified: (Requirements: 75% of number laps of leader = 9 Laps)</b>											
28		Jean-Laurent Navarro	FRA	MN Développement	FRA	Volkswagen Golf GTI TCR	6	7	32.58	16:02.257	121.9
38		Danny Kroes	NED	PCR Sport	NED	Cupra TCR	6	2	09.31	4:35.201	121.7
62		Dušan Borkovic	SRB	Target Competition	SRB	Hyundai i30 N TCR	5	2	09.31	4:44.587	117.7
11		Jens Reno Møller	DEN	Reno Racing	DEN	Honda Civic Type R FK7 TCR	6	2	09.31	4:49.417	115.8
9		Attila Tassi	HUN	Hell Energy Racing with KCMG	HUN	Honda Civic Type R FK7 TCR	7				
223		Nathanaël Berthon	FRA	Comtoy Racing	FRA	Audi RS3 LMS TCR	2				
5		Klim Gavrilov	RUS	LTA Rally	RUS	Volkswagen Golf GTI TCR	7				
35		M. Sathienthirakul	THA	Monlau Competición	THA	Cupra TCR	7				





# Circuit de Barcelona

## TCR Europe

### Race - 2

#### Lap Analysis



4

Julien Briché

Peugeot 308 TCR

11

Jens Reno Møller

Honda Civic Type R FK7 TCR

JSB Compétition

Reno Racing

Lap D	Time	Sector 1	Sector 2	Sector 3	T. Spd	Elapsed
1	2:06.102	39.527	46.027	40.548	205.7	2:06.102
2	2:17.840	38.069	55.244	44.527	238.4	4:23.942
3	2:58.069	49.516	1:15.956	52.597	132.1	7:22.011
4	2:30.447	47.549	55.854	47.044	140.8	9:52.458
5	1:56.189	32.847	45.232	38.110	241.0	11:48.647
6	1:56.270	32.773	45.330	38.167	242.6	13:44.917
7	1:56.187	32.835	45.244	38.108	242.6	15:41.104
8	1:56.137	33.013	45.237	37.887	241.6	17:37.241
9	1:56.242	32.912	45.210	38.120	241.0	19:33.483
10	1:58.324	32.965	45.843	39.516	240.0	21:31.807
11	2:05.762 P	33.168	45.836	46.758	235.8	23:37.569

5

Klim Gavrilov

Volkswagen Golf GTI TCR

LTA Rally

Lap D	Time	Sector 1	Sector 2	Sector 3	T. Spd	Elapsed
1		42.156			210.1	

8

Reece Barr

Hyundai i30 N TCR

Target Competition

Lap D	Time	Sector 1	Sector 2	Sector 3	T. Spd	Elapsed
1	2:06.787	39.798	46.587	40.402	206.8	2:06.787
2	2:20.464	40.442	55.294	44.728	198.5	4:27.251
3	2:56.973	48.683	1:15.964	52.326	122.0	7:24.224
4	2:29.448	47.731	55.640	46.077	153.1	9:53.672
5	1:57.558	33.045	46.340	38.173	238.9	11:51.230
6	1:56.262	32.804	45.374	38.084	242.1	13:47.492
7	1:56.771	32.802	45.998	37.971	242.1	15:44.263
8	1:56.137	32.939	45.078	38.120	236.3	17:40.400
9	1:57.290	33.037	45.693	38.560	240.5	19:37.690
10	1:57.573	33.234	45.869	38.470	239.4	21:35.263
11	1:58.354	33.073	46.124	39.157	240.5	23:33.617
12	1:57.982	33.177	46.210	38.595	238.9	25:31.599

9

Attila Tassi

Honda Civic Type R FK7 TCR

Hell Energy Racing with KCMG

Lap D	Time	Sector 1	Sector 2	Sector 3	T. Spd	Elapsed
1		39.412	45.858		207.6	

10

Viktor Davidovski

Honda Civic Type R FK7 TCR

PSS Racing Team

Lap D	Time	Sector 1	Sector 2	Sector 3	T. Spd	Elapsed
1	2:10.959	42.407	47.067	41.485	209.7	2:10.959
2	2:24.465	42.266	56.086	46.113	152.5	4:35.424
3	2:53.383	44.760	1:16.422	52.201	145.7	7:28.807
4	2:26.558	47.040	55.133	44.385	117.2	9:55.365
5	1:57.860	33.368	45.886	38.606	237.8	11:53.225
6	1:57.256	33.021	45.668	38.567	239.4	13:50.481
7	1:57.254	32.949	45.616	38.689	240.0	15:47.735
8	1:57.211	33.128	45.550	38.533	239.4	17:44.946
9	1:57.630	33.206	45.744	38.680	241.0	19:42.576
10	1:57.738	33.039	45.827	38.872	241.0	21:40.314
11	1:57.280	33.402	45.574	38.304	237.3	23:37.594
12	1:58.379	33.151	46.220	39.008	239.4	25:35.973

15

Peter Terting

Hyundai i30 N TCR

Target Competition

Lap D	Time	Sector 1	Sector 2	Sector 3	T. Spd	Elapsed
1	2:10.810	41.204	45.933	43.673	213.0	2:10.810
2	2:38.607 P	43.885	55.519	59.203	137.4	4:49.417
1	2:01.968	38.331	45.751	37.886	195.2	2:01.968
2	2:15.858	38.590	53.474	43.794	232.7	4:17.826
3	2:59.799	50.673	1:14.940	54.186	145.9	7:17.625
4	2:32.676	46.202	57.356	49.118	130.9	9:50.301
5	1:56.105	33.326	45.049	37.730	234.2	11:46.406
6	1:56.572	32.923	45.265	38.384	236.3	13:42.978
7	1:56.055	32.996	45.194	37.865	238.4	15:39.033
8	1:56.227	33.040	45.222	37.965	237.3	17:35.260
9	1:56.314	32.911	45.288	38.115	236.8	19:31.574
10	1:56.852	33.062	45.419	38.371	236.8	21:28.426
11	1:56.946	33.173	45.405	38.368	232.2	23:25.372
12	1:58.475	33.676	45.663	39.136	231.2	25:23.847

17

Martin Ryba

Volkswagen Golf GTI TCR

Brutal Fish Racing Team

Lap D	Time	Sector 1	Sector 2	Sector 3	T. Spd	Elapsed
1	2:11.399	42.912	48.091	40.396	219.5	2:11.399
2	2:27.570	43.905	56.150	47.515	138.4	4:38.969
3	2:50.611	41.959	1:16.589	52.063	201.8	7:29.580
4	2:26.329	46.984	55.462	43.883	125.4	9:55.909
5	1:58.208	33.596	45.841	38.771	240.0	11:54.117
6	1:57.863	33.304	45.842	38.717	238.4	13:51.980
7	1:58.628	33.151	45.928	39.549	237.8	15:50.608
8	1:57.958	33.504	45.926	38.528	240.0	17:48.566
9	1:58.604	33.444	46.091	39.069	238.9	19:47.170
10	1:59.483	33.850	46.655	38.978	237.8	21:46.653
11	2:00.191	34.492	46.585	39.114	237.3	23:46.844
12	2:00.853	33.945	46.925	39.983	230.2	25:47.697

19

Andreas Bäckman

Volkswagen Golf GTI TCR

WestCoast Racing

Lap D	Time	Sector 1	Sector 2	Sector 3	T. Spd	Elapsed
1	2:07.132	41.688	45.978	39.466	212.1	2:07.132
2	2:20.894	40.766	55.979	44.149	187.8	4:28.026
3	2:57.330	48.632	1:16.504	52.194	131.2	7:25.356
4	2:28.671	47.471	55.403	45.797	151.0	9:54.027
5	1:56.870	33.151	45.643	38.076	242.6	11:50.897
6	1:57.016	32.845	45.493	38.678	243.2	13:47.913
7	1:58.891	32.990	46.290	39.611	241.0	15:46.804
8	1:57.403	33.043	45.619	38.741	241.6	17:44.207
9	1:57.085	32.981	45.692	38.412	241.0	19:41.292
10	1:57.256	33.100	45.804	38.352	241.6	21:38.548
11	1:57.506	33.193	45.828	38.485	241.6	23:36.054
12	1:58.923	33.605	46.591	38.727	245.4	25:34.977





# Circuit de Barcelona

## TCR Europe

### Race - 2

#### Lap Analysis



21

Marie Baus-Coppens

Cupra TCR DSG

25

Mikel Azcona

Cupra TCR

JSB Compétition

PCR Sport

Lap D	Time	Sector 1	Sector 2	Sector 3	T. Spd	Elapsed	Lap D	Time	Sector 1	Sector 2	Sector 3	T. Spd	Elapsed
1	2:16.633	43.309	53.856	39.468	218.6	2:16.633	1	2:04.990	39.639	46.089	39.262	198.8	2:04.990
2	2:26.920	42.186	57.643	47.091	159.5	4:43.553	2	2:16.827	37.812	55.029	43.986	219.9	4:21.817
3	2:49.905	42.637	1:16.363	50.905	197.4	7:33.458	3	2:58.672	49.840	1:16.373	52.459	139.5	7:20.489
4	2:26.000	48.921	54.525	42.554	122.3	9:59.458	4	2:31.246	47.128	56.863	47.255	127.9	9:51.735
5	1:58.857	33.431	45.888	39.538	237.3	11:58.315	5	1:56.308	32.880	45.314	38.114	241.0	11:48.043
6	2:00.222	34.233	47.435	38.554	231.7	13:58.537	6	1:56.125	32.960	45.052	38.113	242.1	13:44.168
7	1:57.925	33.432	46.184	38.309	235.2	15:56.462	7	1:56.355	32.831	45.207	38.317	243.7	15:40.523
8	1:57.896	33.379	46.083	38.434	236.3	17:54.358	8	1:57.433	33.522	45.812	38.099	242.6	17:37.956
9	1:59.098	33.555	46.702	38.841	236.3	19:53.456	9	1:56.368	32.937	45.342	38.089	243.7	19:34.324
10	1:58.790	33.817	46.391	38.582	234.7	21:52.246	10	1:56.403	32.842	45.389	38.172	243.2	21:30.727
11	1:58.952	33.498	46.259	39.195	235.8	23:51.198	11	1:56.712	33.013	45.387	38.312	241.0	23:27.439
12	1:59.355	33.615	46.370	39.370	235.2	25:50.553	12	1:57.216	33.146	45.609	38.461	241.0	25:24.655

22

Petr Fulín

Cupra TCR

27

Enrique Hernando

Peugeot 308 TCR

Fulin Race Academy

Sports & You

Lap D	Time	Sector 1	Sector 2	Sector 3	T. Spd	Elapsed	Lap D	Time	Sector 1	Sector 2	Sector 3	T. Spd	Elapsed
1	2:11.635	42.716	48.710	40.209	210.5	2:11.635	1	2:13.666	45.813	46.981	40.872	216.8	2:13.666
2	2:28.445	44.128	57.454	46.863	143.4	4:40.080	2	2:28.114	44.442	57.035	46.637	129.3	4:41.780
3	2:50.285	41.741	1:17.324	51.220	221.3	7:30.365	3	2:50.530	42.527	1:17.072	50.931	191.4	7:32.310
4	2:25.863	47.249	55.069	43.545	128.5	9:56.228	4	2:25.846	47.335	55.563	42.948	127.2	9:58.156
5	1:59.434	33.447	45.884	40.103	240.5	11:55.662	5	1:57.695	33.081	45.540	39.074	241.0	11:55.851
6	1:57.862	33.051	45.389	39.422	241.6	13:53.524	6	1:57.919	33.307	45.859	38.753	237.3	13:53.770
7	1:57.699	33.116	45.718	38.865	242.6	15:51.223	7	1:57.827	33.285	45.834	38.708	243.2	15:51.597
8	1:58.244	33.226	46.059	38.959	243.2	17:49.467	8	1:58.112	33.138	46.348	38.626	245.4	17:49.709
9	2:09.217 P	33.269	47.224	48.724	243.2	19:58.684	9	1:58.564	33.332	46.574	38.658	243.7	19:48.273
							10	1:58.611	33.224	46.556	38.831	237.3	21:46.884
							11	1:59.825	34.045	46.490	39.290	238.9	23:46.709
							12	2:00.351	33.946	47.380	39.025	234.2	25:47.060

23

Francisco Abreu

Peugeot 308 TCR

28

Jean-Laurent Navarro

Volkswagen Golf GTI TCR

Sports & You

MN Développement

Lap D	Time	Sector 1	Sector 2	Sector 3	T. Spd	Elapsed	Lap D	Time	Sector 1	Sector 2	Sector 3	T. Spd	Elapsed
1	2:06.749	40.880	46.300	39.569	210.5	2:06.749	1	2:13.820	43.816	48.883	41.121	218.6	2:13.820
2	2:18.805	38.421	55.455	44.929	208.0	4:25.554	2	2:28.637	44.449	57.454	46.734	123.8	4:42.457
3	2:57.090	48.738	1:16.072	52.280	119.7	7:22.644	3	2:50.342	42.142	1:17.354	50.846	200.7	7:32.799
4	2:30.401	47.783	55.613	47.005	144.9	9:53.045	4	2:25.822	47.337	55.973	42.512	139.3	9:58.621
5	1:57.459	33.484	45.820	38.155	240.0	11:50.504	5	1:59.853	33.251	46.672	39.930	238.9	11:58.474
6	1:56.532	32.883	45.338	38.311	241.0	13:47.036	6	2:01.400	33.828	48.149	39.423	236.8	13:59.874
7	1:58.774	33.102	46.873	38.799	240.5	15:45.810	7	2:02.383	33.931	48.265	40.187	235.2	16:02.257
8	1:56.917	33.225	45.386	38.306	238.4	17:42.727	8		35.387				220.4
9	1:57.211	33.184	45.504	38.523	239.4	19:39.938							
10	1:57.258	33.149	45.526	38.583	239.4	21:37.196							
11	1:58.557	33.196	45.867	39.494	238.9	23:35.753							
12	1:58.938	33.705	46.489	38.744	240.0	25:34.691							

32

Oliver Taylor

Honda Civic Type R FK7 TCR

Pyro Motorsport

Lap D	Time	Sector 1	Sector 2	Sector 3	T. Spd	Elapsed
1	2:08.742	42.089	46.999	39.654	208.4	2:08.742
2	2:24.063	42.541	56.043	45.479	184.9	4:32.805
3	2:55.272	46.489	1:16.613	52.170	131.0	7:28.077
4	2:27.002	47.152	55.339	44.511	126.9	9:55.079
5	1:57.571	33.511	45.754	38.306	239.4	11:52.650
6	1:57.036	33.114	45.453	38.469	238.4	13:49.686
7	1:57.699	33.038	45.509	39.152	238.9	15:47.385
8	1:58.225	33.827	45.874	38.524	237.8	17:45.610
9	1:58.202	33.316	45.795	39.091	238.4	19:43.812
10	1:59.049	33.253	47.097	38.699	236.3	21:42.861
11	1:57.932	33.340	45.862	38.730	236.8	23:40.793
12	1:59.375	33.245	46.300	39.830	238.4	25:40.168







Circuit de Barcelona  
TCR Europe  
Race - 2  
Lap Analysis



34

Stian Paulsen

Cupra TCR 69

Jean-Karl Vernay

Audi RS3 LMS TCR

Stian Paulsen Racing

Leopard Lukoil Team

Lap D	Time	Sector 1	Sector 2	Sector 3	T. Spd	Elapsed	Lap D	Time	Sector 1	Sector 2	Sector 3	T. Spd	Elapsed
1	2:06.890	40.165	46.504	40.221	213.0	2:06.890	1	2:05.758	39.906	46.223	39.629	210.9	2:05.758
2	2:19.426	39.603	55.476	44.347	201.4	4:26.316	2	2:16.928	37.932	55.186	43.810	226.4	4:22.686
3	2:57.001	49.072	1:15.990	51.939	122.4	7:23.317	3	2:58.650	49.738	1:16.247	52.665	136.1	7:21.336
4	2:29.922	47.925	55.621	46.376	164.8	9:53.239	4	2:30.758	47.646	55.859	47.253	135.3	9:52.094
5	1:56.166	33.252	45.023	37.891	243.2	11:49.405	5	1:56.273	32.895	45.310	38.068	247.7	11:48.367
6	1:56.448	32.865	45.448	38.135	243.7	13:45.853	6	1:56.115	32.871	45.185	38.059	247.7	13:44.482
7	1:56.806	33.286	45.353	38.167	242.6	15:42.659	7	1:56.252	32.815	45.251	38.186	246.5	15:40.734
8	1:57.265	33.235	45.687	38.343	242.1	17:39.924	8	1:55.805	33.005	44.958	37.842	247.1	17:36.539
9	1:57.484	33.283	45.631	38.570	242.1	19:37.408	9	1:56.138	32.758	45.308	38.072	245.4	19:32.677
10	1:57.403	33.226	45.791	38.386	241.6	21:34.811	10	1:56.518	32.958	45.434	38.126	245.4	21:29.195
11	1:58.398	33.285	46.111	39.002	240.5	23:33.209	11	1:56.937	33.119	45.519	38.299	243.2	23:26.132
12	1:58.070	33.369	45.964	38.737	241.0	25:31.279	12	1:58.101	33.510	45.757	38.834	244.3	25:24.233

35

M. Sathienthirakul

Cupra TCR 88

Maxime Potty

Volkswagen Golf GTI TCR

Monlau Competición

Comtoy Racing

Lap D	Time	Sector 1	Sector 2	Sector 3	T. Spd	Elapsed	Lap D	Time	Sector 1	Sector 2	Sector 3	T. Spd	Elapsed
1	2:07.719	41.516	45.801	40.402	213.8	2:07.719	1	2:12.937	39.874	53.415	39.648	207.6	2:12.937
2	2:27.482 P	40.626	56.786	50.070	198.5	4:35.201	2	2:28.343	44.581	57.000	46.762	134.6	4:41.280
3							3	2:50.478	42.513	1:16.857	51.108	201.8	7:31.758
4							4	2:25.222	46.963	55.769	42.490	117.6	9:56.980
5							5	1:58.053	33.467	45.376	39.210	230.7	11:55.033
6							6	1:57.522	33.002	45.386	39.134	241.6	13:52.555
7							7	1:57.514	32.943	45.799	38.772	243.2	15:50.069
8							8	1:57.332	33.056	45.966	38.310	240.5	17:47.401
9							9	1:57.137	32.998	45.630	38.509	241.6	19:44.538
10							10	1:57.715	33.079	46.068	38.568	242.6	21:42.253
11							11	1:57.197	33.140	45.497	38.560	241.6	23:39.450
12							12	1:57.451	33.077	45.737	38.637	242.1	25:36.901

42

Stefano Comini

Honda Civic Type R FK7 TCR

Autodis Racing by THX

Lap D	Time	Sector 1	Sector 2	Sector 3	T. Spd	Elapsed	Lap D	Time	Sector 1	Sector 2	Sector 3	T. Spd	Elapsed
1	2:08.058	42.500	46.202	39.356	216.0	2:08.058	1	2:03.243	39.167	45.763	38.313	201.8	2:03.243
2	2:22.543	41.446	56.180	44.917	204.1	4:30.601	2	2:17.491	39.014	54.591	43.886	223.1	4:20.734
3	2:55.771	46.821	1:16.380	52.570	121.4	7:26.372	3	2:58.931	49.778	1:15.865	53.288	181.8	7:19.665
4	2:27.914	47.144	55.144	45.626	141.9	9:54.286	4	2:31.655	46.741	57.133	47.781	134.4	9:51.320
5	1:57.776	34.060	45.643	38.073	239.4	11:52.062	5	1:56.240	33.073	45.308	37.859	242.1	11:47.560
6	1:56.710	33.204	45.378	38.128	240.0	13:48.772	6	1:56.027	32.811	45.123	38.093	241.0	13:43.587
7	1:57.514	33.163	45.540	38.811	237.8	15:46.286	7	1:56.225	32.904	45.221	38.100	242.6	15:39.812
8	1:56.784	33.294	45.453	38.037	235.2	17:43.070	8	1:56.089	32.877	45.251	37.961	240.5	17:35.901
9	1:57.274	33.269	45.826	38.179	235.8	19:40.344	9	1:56.224	32.930	45.214	38.080	242.1	19:32.125
10	1:57.467	33.304	45.900	38.263	236.3	21:37.811	10	1:56.629	32.903	45.542	38.184	242.6	21:28.754
11	1:57.521	33.240	45.738	38.543	237.3	23:35.332	11	1:56.911	33.154	45.457	38.300	241.6	23:25.665
12	1:56.762	32.752	45.903	38.107	236.3	25:32.094	12	1:58.440	33.663	45.604	39.173	242.6	25:24.105

62

Dušan Borkovic

Hyundai i30 N TCR

Target Competition

Lap D	Time	Sector 1	Sector 2	Sector 3	T. Spd	Elapsed	Lap D	Time	Sector 1	Sector 2	Sector 3	T. Spd	Elapsed
1	2:06.817	38.970	45.765	42.082	203.0	2:06.817	1	2:03.243	39.167	45.763	38.313	201.8	2:03.243
2	2:37.770 P	44.934	56.649	56.187	143.6	4:44.587	2	2:17.491	39.014	54.591	43.886	223.1	4:20.734





# Circuit de Barcelona

## TCR Europe

### Race - 2

#### Lap Analysis



# 111

Nikola Miljković

Cupra TCR **555**

Norbert Michelisz

Hyundai i30 N TCR

LEIN Racing

M1RA

Lap	D	Time	Sector 1	Sector 2	Sector 3	T. Spd	Elapsed	Lap	D	Time	Sector 1	Sector 2	Sector 3	T. Spd	Elapsed
1		2:12.310	43.545	49.065	39.700	220.4	2:12.310	1		2:02.946	38.747	45.649	38.550	197.0	2:02.946
2		2:28.583	44.334	57.415	46.834	136.1	4:40.893	2		2:16.417	38.864	54.648	42.905	229.2	4:19.363
3		2:50.333	42.164	1:16.932	51.237	198.1	7:31.226	3		2:59.821	50.563	1:16.048	53.210	153.4	7:19.184
4		2:25.682	47.088	55.427	43.167	124.2	9:56.908	4		2:31.863	46.714	57.202	47.947	137.5	9:51.047
5		2:01.322	34.113	47.487	39.722	238.9	11:58.230	5		1:55.610	32.998	45.003	37.609	233.7	11:46.657
6		2:01.683	<b>34.018</b>	47.672	39.993	237.3	13:59.913	6		1:55.787	32.886	45.322	<b>37.579</b>	238.9	13:42.444
7		2:02.276	34.618	47.425	40.233	235.8	16:02.189	7		<b>1:55.605</b>	32.805	<b>44.931</b>	37.869	233.7	15:38.049
8		<b>2:00.731</b>	34.150	<b>46.757</b>	39.824	235.2	18:02.920	8		1:55.917	32.943	44.960	38.014	236.8	17:33.966
9		2:01.150	34.427	47.106	<b>39.617</b>	233.7	20:04.070	9		1:56.280	<b>32.782</b>	45.151	38.347	236.8	19:30.246
10		2:03.150	35.164	47.764	40.222	232.7	22:07.220	10		1:55.911	32.802	45.116	37.993	237.3	21:26.157
11		2:02.523	34.580	47.741	40.202	231.7	24:09.743	11		1:56.048	32.941	45.098	38.009	236.8	23:22.205
12		2:03.426	34.872	48.152	40.402	231.2	26:13.169	12		1:57.027	32.941	45.322	38.764	238.9	25:19.232

# 116

Ashley Sutton

Volkswagen Golf GTI TCR **909**

Mike Halder

Honda Civic Type R FK7 TCR

WestCoast Racing

Hell Energy Racing with KCMG

Lap	D	Time	Sector 1	Sector 2	Sector 3	T. Spd	Elapsed	Lap	D	Time	Sector 1	Sector 2	Sector 3	T. Spd	Elapsed
1		2:02.470	38.502	45.765	38.203	200.0	2:02.470	1		2:00.298	37.419	45.213	37.666	196.7	2:00.298
2		2:16.213	38.729	53.913	43.571	240.0	4:18.683	2		2:16.186	38.920	53.621	43.645	231.2	4:16.484
3		2:59.866	50.827	1:15.232	53.807	163.1	7:18.549	3		2:59.311	51.049	1:14.908	53.354	156.5	7:15.795
4		2:32.118	46.757	57.147	48.214	157.8	9:50.667	4		2:33.418	46.598	56.808	50.012	139.3	9:49.213
5		<b>1:54.971</b>	32.936	<b>44.617</b>	<b>37.418</b>	241.0	11:45.638	5		<b>1:55.455</b>	<b>32.799</b>	<b>44.994</b>	37.662	234.7	11:44.668
6		1:55.628	<b>32.835</b>	45.083	37.710	241.6	13:41.266	6		1:55.657	32.946	45.045	37.666	234.7	13:40.325
7		1:56.257	33.025	45.471	37.761	240.5	15:37.523	7		1:55.845	33.045	45.146	<b>37.654</b>	235.2	15:36.170
8		1:55.913	33.028	45.099	37.786	240.5	17:33.436	8		1:56.122	33.118	45.085	37.919	234.2	17:32.292
9		1:56.380	32.915	45.373	38.092	241.6	19:29.816	9		1:55.984	33.024	45.211	37.749	235.2	19:28.276
10		1:55.876	32.856	45.116	37.904	240.5	21:25.692	10		1:56.297	32.954	45.336	38.007	235.2	21:24.573
11		1:56.118	32.910	45.210	37.998	240.5	23:21.810	11		1:56.267	33.049	45.273	37.945	234.7	23:20.840
12		1:57.071	33.041	45.317	38.713	242.1	25:18.881	12		1:56.523	33.008	45.428	38.087	235.2	25:17.363

# 126

Jessica Bäckman

Volkswagen Golf GTI TCR **999**

Dániel Nagy

Hyundai i30 N TCR

WestCoast Racing

M1RA

Lap	D	Time	Sector 1	Sector 2	Sector 3	T. Spd	Elapsed	Lap	D	Time	Sector 1	Sector 2	Sector 3	T. Spd	Elapsed
1		2:08.537	41.838	46.410	40.289	209.7	2:08.537	1		2:01.430	38.191	45.589	37.650	194.2	2:01.430
2		2:22.909	41.605	56.126	45.178	200.0	4:31.446	2		2:15.716	38.561	53.526	43.629	232.7	4:17.146
3		2:55.521	47.134	1:16.494	51.893	117.9	7:26.967	3		2:59.383	50.979	1:14.876	53.528	146.1	7:16.529
4		2:27.655	47.187	55.180	45.288	144.0	9:54.622	4		2:33.178	46.718	57.195	49.265	132.6	9:49.707
5		1:56.991	33.239	45.503	<b>38.249</b>	243.2	11:51.613	5		<b>1:55.353</b>	32.984	<b>44.842</b>	37.527	233.2	11:45.060
6		<b>1:56.875</b>	<b>32.943</b>	<b>45.221</b>	38.711	241.0	13:48.488	6		1:55.794	33.104	45.075	37.615	235.2	13:40.854
7		1:58.579	32.967	45.746	39.866	241.6	15:47.067	7		1:56.192	33.255	45.433	<b>37.504</b>	234.2	15:37.046
8		1:57.520	33.133	45.665	38.722	242.1	17:44.587	8		1:55.952	33.281	44.957	37.714	234.2	17:32.998
9		1:57.613	33.156	45.773	38.684	241.0	19:42.200	9		1:55.855	32.966	45.164	37.725	235.2	19:28.853
10		1:57.201	33.051	45.539	38.611	239.4	21:39.401	10		1:56.098	<b>32.923</b>	45.224	37.951	234.7	21:24.951
11		1:57.495	33.024	45.786	38.685	240.5	23:36.896	11		1:56.371	33.115	45.228	38.028	234.7	23:21.322
12		1:58.797	33.181	46.507	39.109	241.0	25:35.693	12		1:56.449	33.101	45.312	38.036	235.2	25:17.771

# 223

Nathanaël Berthon

Audi RS3 LMS TCR

Comtoy Racing

Lap	D	Time	Sector 1	Sector 2	Sector 3	T. Spd	Elapsed
1			<b>40.491</b>	<b>46.404</b>		212.5	





Circuit de Barcelona

TCR Europe

Race - 2

Analysis by Lap



Num	Lap Time	Gap	Num	Lap Time	Gap	Num	Lap Time	Gap	Num	Lap Time	Gap	Num	Lap Time	Gap
<b>Lap 1</b>			34	2:19.426	09.832	27	2:50.530	16.515	34	1:56.166	04.737	111	2:01.683	19.588
909	2:00.298		8	2:20.464	10.767	28	2:50.342	17.004	23	1:57.459	05.836	<b>Num Lap Time Gap</b>		
999	2:01.430	01.132	19	2:20.894	11.542	21	2:49.905	17.663	19	1:56.870	06.229	<b>Lap 7</b>		
15	2:01.968	01.670	42	2:22.543	14.117	<b>Num Lap Time Gap</b>			8	1:57.558	06.562	909	1:55.845	
116	2:02.470	02.172	126	2:22.909	14.962	<b>Lap 4</b>			126	1:56.991	06.945	999	1:56.192	00.876
555	2:02.946	02.648	32	2:24.063	16.321	909	2:33.418		42	1:57.776	07.394	116	1:56.257	01.353
99	2:03.243	02.945	38	2:27.482	18.717	999	2:33.178	00.494	32	1:57.571	07.982	555	1:55.605	01.879
25	2:04.990	04.692	10	2:24.465	18.940	15	2:32.676	01.088	10	1:57.860	08.557	15	1:56.055	02.863
69	2:05.758	05.460	17	2:27.570	22.485	116	2:32.118	01.454	17	1:58.208	09.449	99	1:56.225	03.642
4	2:06.102	05.804	22	2:28.445	23.596	555	2:31.863	01.834	88	1:58.053	10.365	25	1:56.355	04.353
23	2:06.749	06.451	111	2:28.583	24.409	99	2:31.655	02.107	22	1:59.434	10.994	69	1:56.252	04.564
8	2:06.787	06.489	88	2:28.343	24.796	25	2:31.246	02.522	27	1:57.695	11.183	4	1:56.187	04.934
62	2:06.817	06.519	27	2:28.114	25.296	69	2:30.758	02.881	111	2:01.322	13.562	34	1:56.806	06.489
34	2:06.890	06.592	28	2:28.637	25.973	4	2:30.447	03.245	21	1:58.857	13.647	8	1:56.771	08.093
19	2:07.132	06.834	21	2:26.920	27.069	23	2:30.401	03.832	28	1:59.853	13.806	23	1:58.774	09.640
38	2:07.719	07.421	62	2:37.770	28.103	34	2:29.922	04.026	<b>Num Lap Time Gap</b>			42	1:57.514	10.116
42	2:08.058	07.760	11	2:38.607	32.933	8	2:29.448	04.459	<b>Lap 6</b>			19	1:58.891	10.634
126	2:08.537	08.239	<b>Num Lap Time Gap</b>			19	2:28.671	04.814	909	1:55.657		126	1:58.579	10.897
32	2:08.742	08.444	<b>Lap 3</b>			42	2:27.914	05.073	999	1:55.794	00.529	32	1:57.699	11.215
11	2:10.810	10.512	909	2:59.311		126	2:27.655	05.409	116	1:55.628	00.941	10	1:57.254	11.565
10	2:10.959	10.661	999	2:59.383	00.734	32	2:27.002	05.866	555	1:55.787	02.119	88	1:57.514	13.899
17	2:11.399	11.101	15	2:59.799	01.830	10	2:26.558	06.152	15	1:56.572	02.653	17	1:58.628	14.438
22	2:11.635	11.337	116	2:59.866	02.754	17	2:26.329	06.696	99	1:56.027	03.262	22	1:57.699	15.053
111	2:12.310	12.012	555	2:59.821	03.389	22	2:25.863	07.015	25	1:56.125	03.843	27	1:57.827	15.427
88	2:12.937	12.639	99	2:58.931	03.870	111	2:25.682	07.695	69	1:56.115	04.157	21	1:57.925	20.292
27	2:13.666	13.368	25	2:58.672	04.694	88	2:25.222	07.767	4	1:56.270	04.592	111	2:02.276	26.019
28	2:13.820	13.522	69	2:58.650	05.541	27	2:25.846	08.943	34	1:56.448	05.528	28	2:02.383	26.087
21	2:16.633	16.335	4	2:58.069	06.216	28	2:25.822	09.408	23	1:56.532	06.711	<b>Num Lap Time Gap</b>		
<b>Num Lap Time Gap</b>			23	2:57.090	06.849	21	2:26.000	10.245	8	1:56.262	07.167	<b>Lap 8</b>		
<b>Lap 2</b>			34	2:57.001	07.522	<b>Num Lap Time Gap</b>			19	1:57.016	07.588	909	1:56.122	
909	2:16.186		8	2:56.973	08.429	<b>Lap 5</b>			126	1:56.875	08.163	999	1:55.952	00.706
999	2:15.716	00.662	19	2:57.330	09.561	909	1:55.455		42	1:56.710	08.447	116	1:55.913	01.144
15	2:15.858	01.342	42	2:55.771	10.577	999	1:55.353	00.392	32	1:57.036	09.361	555	1:55.917	01.674
116	2:16.213	02.199	126	2:55.521	11.172	116	1:54.971	00.970	10	1:57.256	10.156	15	1:56.227	02.968
555	2:16.417	02.879	32	2:55.272	12.282	15	1:56.105	01.738	17	1:57.863	11.655	99	1:56.089	03.609
99	2:17.491	04.250	10	2:53.383	13.012	555	1:55.610	01.989	88	1:57.522	12.230	69	1:55.805	04.247
25	2:16.827	05.333	17	2:50.611	13.785	99	1:56.240	02.892	22	1:57.862	13.199	4	1:56.137	04.949
69	2:16.928	06.202	22	2:50.285	14.570	25	1:56.308	03.375	27	1:57.919	13.445	25	1:57.433	05.664
4	2:17.840	07.458	111	2:50.333	15.431	69	1:56.273	03.699	21	2:00.222	18.212	34	1:57.265	07.632
23	2:18.805	09.070	88	2:50.478	15.963	4	1:56.189	03.979	28	2:01.400	19.549	8	1:56.137	08.108







Circuit de Barcelona

TCR Europe

Race - 2

Analysis by Lap



Num	Lap Time	Gap	Num	Lap Time	Gap	Num	Lap Time	Gap
23	1:56.917	10.435	<b>Lap 10</b>			10	1:57.280	16.754
42	1:56.784	10.778	909	1:56.297		88	1:57.197	18.610
19	1:57.403	11.915	999	1:56.098	00.378	32	1:57.932	19.953
126	1:57.520	12.295	116	1:55.876	01.119	27	1:59.825	25.869
10	1:57.211	12.654	555	1:55.911	01.584	17	2:00.191	26.004
32	1:58.225	13.318	15	1:56.852	03.853	21	1:58.952	30.358
88	1:57.332	15.109	99	1:56.629	04.181	111	2:02.523	48.903
17	1:57.958	16.274	69	1:56.518	04.622	<b>Num Lap Time Gap</b>		
22	1:58.244	17.175	25	1:56.403	06.154	<b>Lap 12</b>		
27	1:58.112	17.417	4	1:58.324	07.234	909	1:56.523	
21	1:57.896	22.066	34	1:57.403	10.238	999	1:56.449	00.408
111	2:00.731	30.628	8	1:57.573	10.690	116	1:57.071	01.518
<b>Num Lap Time Gap</b>			23	1:57.258	12.623	555	1:57.027	01.869
<b>Lap 9</b>			42	1:57.467	13.238	15	1:58.475	06.484
909	1:55.984		19	1:57.256	13.975	99	1:58.440	06.742
999	1:55.855	00.577	126	1:57.201	14.828	69	1:58.101	06.870
116	1:56.380	01.540	10	1:57.738	15.741	25	1:57.216	07.292
555	1:56.280	01.970	88	1:57.715	17.680	34	1:58.070	13.916
15	1:56.314	03.298	32	1:59.049	18.288	8	1:57.982	14.236
99	1:56.224	03.849	17	1:59.483	22.080	42	1:56.762	14.731
69	1:56.138	04.401	27	1:58.611	22.311	23	1:58.938	17.328
4	1:56.242	05.207	21	1:58.790	27.673	19	1:58.923	17.614
25	1:56.368	06.048	111	2:03.150	42.647	126	1:58.797	18.330
34	1:57.484	09.132	<b>Num Lap Time Gap</b>			10	1:58.379	18.610
8	1:57.290	09.414	<b>Lap 11</b>			88	1:57.451	19.538
23	1:57.211	11.662	909	1:56.267		32	1:59.375	22.805
42	1:57.274	12.068	999	1:56.371	00.482	27	2:00.351	29.697
19	1:57.085	13.016	116	1:56.118	00.970	17	2:00.853	30.334
126	1:57.613	13.924	555	1:56.048	01.365	21	1:59.355	33.190
10	1:57.630	14.300	15	1:56.946	04.532	111	2:03.426	55.806
32	1:58.202	15.536	99	1:56.911	04.825			
88	1:57.137	16.262	69	1:56.937	05.292			
17	1:58.604	18.894	25	1:56.712	06.599			
27	1:58.564	19.997	34	1:58.398	12.369			
21	1:59.098	25.180	8	1:58.354	12.777			
22	2:09.217	30.408	42	1:57.521	14.492			
111	2:01.150	35.794	23	1:58.557	14.913			
			19	1:57.506	15.214			
			126	1:57.495	16.056			
			4	2:05.762	16.729			





# Circuit de Barcelona

## TCR Europe

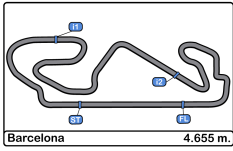
### Race - 2

#### Best Sectors Results



Sector - 1				Sector - 2				Sector - 3				Ideal Lap vs Best Lap			
Clas	Nº	Driver	Time	Nº	Driver	Time	Nº	Driver	Time	Clas	Nº	Driver	Ideal Lap	Best Lap	Clas
1	42	Stefano Comini	32.752	116	Ashley Sutton	44.617	116	Ashley Sutton	37.418	1	116	Ashley Sutton	1:54.870	1:54.971	1
2	69	Jean-Karl Vernay	32.758	999	Dániel Nagy	44.842	999	Dániel Nagy	37.504	2	999	Dániel Nagy	1:55.269	1:55.353	2
3	4	Julien Briché	32.773	555	Norbert Michelisz	44.931	555	Norbert Michelisz	37.579	3	555	Norbert Michelisz	1:55.292	1:55.605	4
4	55	Norbert Michelisz	32.782	69	Jean-Karl Vernay	44.958	909	Mike Halder	37.654	4	909	Mike Halder	1:55.447	1:55.455	3
5	90	Mike Halder	32.799	909	Mike Halder	44.994	15	Peter Terting	37.730	5	69	Jean-Karl Vernay	1:55.558	1:55.805	5
6	8	Reece Barr	32.802	34	Stian Paulsen	45.023	69	Jean-Karl Vernay	37.842	6	15	Peter Terting	1:55.690	1:56.055	7
7	99	Josh Files	32.811	15	Peter Terting	45.049	99	Josh Files	37.859	7	34	Stian Paulsen	1:55.779	1:56.166	11
8	25	Mikel Azcona	32.831	25	Mikel Azcona	45.052	4	Julien Briché	37.887	8	99	Josh Files	1:55.793	1:56.027	6
9	11	Ashley Sutton	32.835	8	Reece Barr	45.078	34	Stian Paulsen	37.891	9	8	Reece Barr	1:55.851	1:56.137	9
10	19	Andreas Bäckman	32.845	99	Josh Files	45.123	8	Reece Barr	37.971	10	4	Julien Briché	1:55.870	1:56.137	10
11	34	Stian Paulsen	32.865	4	Julien Briché	45.210	42	Stefano Comini	38.037	11	25	Mikel Azcona	1:55.972	1:56.125	8
12	23	Francisco Abreu	32.883	126	Jessica Bäckman	45.221	19	Andreas Bäckman	38.076	12	42	Stefano Comini	1:56.167	1:56.710	13
13	15	Peter Terting	32.911	23	Francisco Abreu	45.338	25	Mikel Azcona	38.089	13	23	Francisco Abreu	1:56.376	1:56.532	12
14	99	Dániel Nagy	32.923	88	Maxime Potty	45.376	23	Francisco Abreu	38.155	14	126	Jessica Bäckman	1:56.413	1:56.875	15
15	12	Jessica Bäckman	32.943	42	Stefano Comini	45.378	126	Jessica Bäckman	38.249	15	19	Andreas Bäckman	1:56.414	1:56.870	14
16	88	Maxime Potty	32.943	22	Petr Fulín	45.389	10	Viktor Davidovski	38.304	16	88	Maxime Potty	1:56.629	1:57.137	17
17	10	Viktor Davidovski	32.949	32	Oliver Taylor	45.453	32	Oliver Taylor	38.306	17	32	Oliver Taylor	1:56.797	1:57.036	16
18	32	Oliver Taylor	33.038	19	Andreas Bäckman	45.493	21	Marie Baus-Coppen	38.309	18	10	Viktor Davidovski	1:56.803	1:57.211	18
19	22	Petr Fulín	33.051	27	Enrique Hernando	45.540	88	Maxime Potty	38.310	19	27	Enrique Hernando	1:57.247	1:57.695	19
20	27	Enrique Hernando	33.081	10	Viktor Davidovski	45.550	17	Martin Ryba	38.528	20	22	Petr Fulín	1:57.305	1:57.699	20
21	17	Martin Ryba	33.151	62	Dušan Borkovic	45.765	27	Enrique Hernando	38.626	21	17	Martin Ryba	1:57.520	1:57.863	21
22	28	Jean-Laurent Navarr	33.251	38	Danny Kroes	45.801	22	Petr Fulín	38.865	22	21	Marie Baus-Coppen	1:57.576	1:57.896	22
23	21	Marie Baus-Coppen	33.379	17	Martin Ryba	45.841	28	Jean-Laurent Navarr	39.423	23	28	Jean-Laurent Navarr	1:59.346	1:59.853	23
24	11	Nikola Miljković	34.018	9	Attila Tassi	45.858	111	Nikola Miljković	39.617	24	111	Nikola Miljković	2:00.392	2:00.731	24
25	62	Dušan Borkovic	38.970	21	Marie Baus-Coppen	45.888	38	Danny Kroes	40.402	25	62	Dušan Borkovic	2:06.817	2:06.817	25
26	9	Attila Tassi	39.412	11	Jens Reno Møller	45.933	62	Dušan Borkovic	42.082	26	38	Danny Kroes	2:06.829	2:07.719	26
27	22	Nathanaël Berthon	40.491	223	Nathanaël Berthon	46.404	11	Jens Reno Møller	43.673	27	11	Jens Reno Møller	2:10.810	2:10.810	27
28	38	Danny Kroes	40.626	28	Jean-Laurent Navarr	46.672	9	Attila Tassi	Transpo	28	9	Attila Tassi	Transpo	Transpo	28
29	11	Jens Reno Møller	41.204	111	Nikola Miljković	46.757	223	Nathanaël Berthon	Transpo	29	223	Nathanaël Berthon	Transpo	Transpo	29
30	5	Klim Gavrilov	42.156	5	Klim Gavrilov	Transpo	5	Klim Gavrilov	Transpo	30	5	Klim Gavrilov	Transpo	Transpo	30
31	35	M. Sathienthirakul	Transpo	35	M. Sathienthirakul	Transpo	35	M. Sathienthirakul	Transpo	31	35	M. Sathienthirakul	Transpo	Transpo	31





Circuit de Barcelona  
 TCR Europe  
 Race - 2  
 Leader Sequence



Nº	Driver	Nat	Team	Nat	Vehicle	Start Lap	End Lap	Laps	Total Laps
909	Mike Halder	GER	Hell Energy Racing with KCMG	GER	Honda Civic Type R FK7 TCR	1	12	12	12





# Circuit de Barcelona

## TCR Europe

### Race - 2

#### Best 5 Lap Times



Cls	Nº	Driver	Nat	Team	Nat	Vehicle	Best 1		Best 2		Best 3		Best 4		Best 5	
							Time	Lap	Time	Lap	Time	Lap	Time	Lap	Time	Lap
1	116	Ashley Sutton	GBR	WestCoast Racing	GBR	Volkswagen Golf GTI TCR	1:54.971	5	1:55.628	6	1:55.876	10	1:55.913	8	1:56.118	11
2	999	Dániel Nagy	HUN	M1RA	HUN	Hyundai i30 N TCR	1:55.353	5	1:55.794	6	1:55.855	9	1:55.952	8	1:56.098	10
3	909	Mike Halder	GER	Hell Energy Racing with KCMG	GER	Honda Civic Type R FK7 TCR	1:55.455	5	1:55.657	6	1:55.845	7	1:55.984	9	1:56.122	8
4	555	Norbert Michelisz	HUN	M1RA	HUN	Hyundai i30 N TCR	1:55.605	7	1:55.610	5	1:55.787	6	1:55.911	10	1:55.917	8
5	69	Jean-Karl Vernay	FRA	Leopard Lukoil Team	FRA	Audi RS3 LMS TCR	1:55.805	8	1:56.115	6	1:56.138	9	1:56.252	7	1:56.273	5
6	99	Josh Files	GBR	Hell Energy Racing with KCMG	GBR	Honda Civic Type R FK7 TCR	1:56.027	6	1:56.089	8	1:56.224	9	1:56.225	7	1:56.240	5
7	15	Peter Terting	GER	Target Competition	GER	Hyundai i30 N TCR	1:56.055	7	1:56.105	5	1:56.227	8	1:56.314	9	1:56.572	6
8	25	Mikel Azcona	ESP	PCR Sport	ESP	Cupra TCR	1:56.125	6	1:56.308	5	1:56.355	7	1:56.368	9	1:56.403	10
9	4	Julien Briché	FRA	JSB Compétition	FRA	Peugeot 308 TCR	1:56.137	8	1:56.187	7	1:56.189	5	1:56.242	9	1:56.270	6
10	8	Reece Barr	IRE	Target Competition	IRE	Hyundai i30 N TCR	1:56.137	8	1:56.262	6	1:56.771	7	1:57.290	9	1:57.558	5
11	34	Stian Paulsen	NOR	Stian Paulsen Racing	NOR	Cupra TCR	1:56.166	5	1:56.448	6	1:56.806	7	1:57.265	8	1:57.403	10
12	23	Francisco Abreu	POR	Sports & You	POR	Peugeot 308 TCR	1:56.532	6	1:56.917	8	1:57.211	9	1:57.258	10	1:57.459	5
13	42	Stefano Comini	SUI	Autodis Racing by THX	SUI	Honda Civic Type R FK7 TCR	1:56.710	6	1:56.762	12	1:56.784	8	1:57.274	9	1:57.467	10
14	19	Andreas Bäckman	SW	WestCoast Racing	SW	Volkswagen Golf GTI TCR	1:56.870	5	1:57.016	6	1:57.085	9	1:57.256	10	1:57.403	8
15	126	Jessica Bäckman	SW	WestCoast Racing	SW	Volkswagen Golf GTI TCR	1:56.875	6	1:56.991	5	1:57.201	10	1:57.495	11	1:57.520	8
16	32	Oliver Taylor	GBR	Pyro Motorsport	GBR	Honda Civic Type R FK7 TCR	1:57.036	6	1:57.571	5	1:57.699	7	1:57.932	11	1:58.202	9
17	88	Maxime Potty	BEL	Comtoy Racing	BEL	Volkswagen Golf GTI TCR	1:57.137	9	1:57.197	11	1:57.332	8	1:57.451	12	1:57.514	7
18	10	Viktor Davidovski	MKD	PSS Racing Team	MKD	Honda Civic Type R FK7 TCR	1:57.211	8	1:57.254	7	1:57.256	6	1:57.280	11	1:57.630	9
19	27	Enrique Hernando	ESP	Sports & You	ESP	Peugeot 308 TCR	1:57.695	5	1:57.827	7	1:57.919	6	1:58.112	8	1:58.564	9
20	22	Petr Fulín	CZE	Fulin Race Academy	CZE	Cupra TCR	1:57.699	7	1:57.862	6	1:58.244	8	1:59.434	5	2:09.217	9
21	17	Martin Ryba	SVK	Brutal Fish Racing Team	SVK	Volkswagen Golf GTI TCR	1:57.863	6	1:57.958	8	1:58.208	5	1:58.604	9	1:58.628	7
22	21	Marie	FRA	JSB Compétition	FRA	Cupra TCR DSG	1:57.896	8	1:57.925	7	1:58.790	10	1:58.857	5	1:58.952	11
23	28	Jean-Laurent	FRA	MN Développement	FRA	Volkswagen Golf GTI TCR	1:59.853	5	2:01.400	6	2:02.383	7	2:13.820	1	2:25.822	4
24	111	Nikola Miljković	SRB	LEIN Racing	SRB	Cupra TCR	2:00.731	8	2:01.150	9	2:01.322	5	2:01.683	6	2:02.276	7
25	62	Dušan Borkovic	SRB	Target Competition	SRB	Hyundai i30 N TCR	2:06.817	1								
26	38	Danny Kroes	NED	PCR Sport	NED	Cupra TCR	2:07.719	1								
27	11	Jens Reno Møller	DEN	Reno Racing	DEN	Honda Civic Type R FK7 TCR	2:10.810	1								
28	5	Klim Gavrilov	RUS	LTA Rally	RUS	Volkswagen Golf GTI TCR										
29	9	Attila Tassi	HUN	Hell Energy Racing with KCMG	HUN	Honda Civic Type R FK7 TCR										
30	35	M. Sathienthirakul	THA	Monlau Competición	THA	Cupra TCR										
31	223	Nathanaël Berthon	FRA	Comtoy Racing	FRA	Audi RS3 LMS TCR										





# Circuit de Barcelona

## TCR Europe

### Race - 2

#### Best 5 Top Speeds



Cls	Nº	Driver	Nat	Team	Nat	Vehicle	Top 1		Top 2		Top 3		Top 4		Top 5		Avg
							Km/h	Lap	Km/h	Lap	Km/h	Lap	Km/h	Lap	Km/h	Lap	
1	69	Jean-Karl Vernay	FRA	Leopard Lukoil Team	FRA	Audi RS3 LMS TCR	247.7	5	247.7	6	247.1	8	246.5	7	245.4	9	246.9
2	19	Andreas Bäckman	SW	WestCoast Racing	SW	Volkswagen Golf GTI TCR	245.4	12	243.2	6	242.6	5	241.6	8	241.6	10	242.9
3	27	Enrique Hernando	ESP	Sports & You	ESP	Peugeot 308 TCR	245.4	8	243.7	9	243.2	7	241.0	5	238.9	11	242.4
4	25	Mikel Azcona	ESP	PCR Sport	ESP	Cupra TCR	243.7	7	243.7	9	243.2	10	242.6	8	242.1	6	243.1
5	34	Stian Paulsen	NOR	Stian Paulsen Racing	NOR	Cupra TCR	243.7	6	243.2	5	242.6	7	242.1	8	242.1	9	242.8
6	22	Petr Fulín	CZE	Fulin Race Academy	CZE	Cupra TCR	243.2	8	243.2	9	242.6	7	241.6	6	240.5	5	242.2
7	88	Maxime Potty	BEL	Comtoy Racing	BEL	Volkswagen Golf GTI TCR	243.2	7	242.6	10	242.1	12	241.6	6	241.6	9	242.2
8	126	Jessica Bäckman	SW	WestCoast Racing	SW	Volkswagen Golf GTI TCR	243.2	5	242.1	8	241.6	7	241.0	6	241.0	9	241.8
9	4	Julien Briché	FRA	JSB Compétition	FRA	Peugeot 308 TCR	242.6	6	242.6	7	241.6	8	241.0	5	241.0	9	241.8
10	99	Josh Files	GBR	Hell Energy Racing with KCMG	GBR	Honda Civic Type R FK7 TCR	242.6	7	242.6	10	242.6	12	242.1	5	242.1	9	242.4
11	8	Reece Barr	IRE	Target Competition	IRE	Hyundai i30 N TCR	242.1	6	242.1	7	240.5	9	240.5	11	239.4	10	240.9
12	116	Ashley Sutton	GBR	WestCoast Racing	GBR	Volkswagen Golf GTI TCR	242.1	12	241.6	6	241.6	9	241.0	5	240.5	7	241.3
13	10	Viktor Davidovski	MKD	PSS Racing Team	MKD	Honda Civic Type R FK7 TCR	241.0	9	241.0	10	240.0	7	239.4	6	239.4	8	240.2
14	23	Francisco Abreu	POR	Sports & You	POR	Peugeot 308 TCR	241.0	6	240.5	7	240.0	5	240.0	12	239.4	9	240.2
15	17	Martin Ryba	SVK	Brutal Fish Racing Team	SVK	Volkswagen Golf GTI TCR	240.0	5	240.0	8	238.9	9	238.4	6	237.8	7	239.0
16	42	Stefano Comini	SUI	Autodis Racing by THX	SUI	Honda Civic Type R FK7 TCR	240.0	6	239.4	5	237.8	7	237.3	11	236.3	10	238.2
17	32	Oliver Taylor	GBR	Pyro Motorsport	GBR	Honda Civic Type R FK7 TCR	239.4	5	238.9	7	238.4	6	238.4	9	238.4	12	238.7
18	28	Jean-Laurent	FRA	MN Développement	FRA	Volkswagen Golf GTI TCR	238.9	5	236.8	6	235.2	7	220.4	8	218.6	1	230.0
19	111	Nikola Miljković	SRB	LEIN Racing	SRB	Cupra TCR	238.9	5	237.3	6	235.8	7	235.2	8	233.7	9	236.2
20	555	Norbert Michelisz	HUN	M1RA	HUN	Hyundai i30 N TCR	238.9	6	238.9	12	237.3	10	236.8	8	236.8	9	237.7
21	15	Peter Terting	GER	Target Competition	GER	Hyundai i30 N TCR	238.4	7	237.3	8	236.8	9	236.8	10	236.3	6	237.1
22	21	Marie	FRA	JSB Compétition	FRA	Cupra TCR DSG	237.3	5	236.3	8	236.3	9	235.8	11	235.2	7	236.2
23	909	Mike Halder	GER	Hell Energy Racing with KCMG	GER	Honda Civic Type R FK7 TCR	235.2	7	235.2	9	235.2	10	235.2	12	234.7	5	235.1
24	999	Dániel Nagy	HUN	M1RA	HUN	Hyundai i30 N TCR	235.2	6	235.2	9	235.2	12	234.7	10	234.7	11	235.0
25	35	M. Sathienthirakul	THA	Monlau Competición	THA	Cupra TCR	220.8	1									220.8
26	38	Danny Kroes	NED	PCR Sport	NED	Cupra TCR	213.8	1	198.5	2							206.1
27	11	Jens Reno Møller	DEN	Reno Racing	DEN	Honda Civic Type R FK7 TCR	213.0	1	137.4	2							175.2
28	223	Nathanaël Berthon	FRA	Comtoy Racing	FRA	Audi RS3 LMS TCR	212.5	1									212.5
29	5	Klim Gavrilov	RUS	LTA Rally	RUS	Volkswagen Golf GTI TCR	210.1	1									210.1
30	9	Attila Tassi	HUN	Hell Energy Racing with KCMG	HUN	Honda Civic Type R FK7 TCR	207.6	1									207.6
31	62	Dušan Borkovic	SRB	Target Competition	SRB	Hyundai i30 N TCR	203.0	1	143.6	2							173.3







Circuit de Barcelona  
 TCR Europe  
 Race - 2  
 Fastest Laps Sequence



Lap	Time of Day	Session Time	Nº	Driver	Nat	Team	Nat	Vehicle	Time	Km/h
5	16:05:58.038	11:45.038	90	Mike Halder	GER	Hell Energy Racing with KCMG	GER	Honda Civic Type R FK7 TCR	1:55.455	145.1
5	16:05:58.431	11:45.431	99	Dániel Nagy	HUN	M1RA	HUN	Hyundai i30 N TCR	1:55.353	145.2
5	16:05:59.008	11:46.008	11	Ashley Sutton	GBR	WestCoast Racing	GBR	Volkswagen Golf GTI TCR	1:54.971	145.7





Circuit de Barcelona

TCR Europe

Race - 2

Event Best Maximum Speed



Nº	Driver	Nat	Team	Nat	Vehicle	Km/h	Session
69	Jean-Karl Vernay	FRA	Leopard Lukoil Team	FRA	Audi RS3 LMS TCR	249.4	Race - 1
34	Stian Paulsen	NOR	Stian Paulsen Racing	NOR	Cupra TCR	247.7	Race - 1
25	Mikel Azcona	ESP	PCR Sport	ESP	Cupra TCR	247.1	Free Practice - 1
23	Francisco Abreu	POR	Sports & You	POR	Peugeot 308 TCR	246.5	Free Practice - 1
38	Danny Kroes	NED	PCR Sport	NED	Cupra TCR	246.5	Race - 1
223	Nathanaël Bertho	FRA	Comtoyou Racing	FRA	Audi RS3 LMS TCR	246.5	Race - 1
27	Enrique Hernand	ESP	Sports & You	ESP	Peugeot 308 TCR	246.0	Free Practice - 1
62	Dušan Borkovic	SRB	Target Competition	SRB	Hyundai i30 N TCR	246.0	Free Practice - 1
4	Julien Briché	FRA	JSB Compétition	FRA	Peugeot 308 TCR	245.4	Race - 1
5	Klim Gavrilov	RUS	LTA Rally	RUS	Volkswagen Golf GTI TCR	245.4	Race - 1
19	Andreas Bäckma	SWE	WestCoast Racing	SWE	Volkswagen Golf GTI TCR	245.4	Race - 2
116	Ashley Sutton	GBR	WestCoast Racing	GBR	Volkswagen Golf GTI TCR	244.8	Free Practice - 2
35	M. Sathienthirakul	THA	Monlau Competición	THA	Cupra TCR	244.8	Race - 1
22	Petr Fulín	CZE	Fulin Race Academy	CZE	Cupra TCR	244.8	Race - 1
88	Maxime Potty	BEL	Comtoyou Racing	BEL	Volkswagen Golf GTI TCR	244.3	Free Practice - 2
17	Martin Ryba	SVK	Brutal Fish Racing Team	SVK	Volkswagen Golf GTI TCR	243.7	Free Practice - 1
32	Oliver Taylor	GBR	Pyro Motorsport	GBR	Honda Civic Type R FK7 TCR	243.7	Race - 1
10	Viktor Davidovski	MKD	PSS Racing Team	MKD	Honda Civic Type R FK7 TCR	243.2	Free Practice - 1
21	Marie Baus-Cop	FRA	JSB Compétition	FRA	Cupra TCR DSG	243.2	Free Practice - 1
11	Jens Reno Møller	DEN	Reno Racing	DEN	Honda Civic Type R FK7 TCR	243.2	Free Practice - 2
126	Jessica Bäckman	SWE	WestCoast Racing	SWE	Volkswagen Golf GTI TCR	243.2	Free Practice - 2
15	Peter Terting	GER	Target Competition	GER	Hyundai i30 N TCR	243.2	Race - 1
99	Josh Files	GBR	Hell Energy Racing with KCMG	GBR	Honda Civic Type R FK7 TCR	242.6	Free Practice - 1
909	Mike Halder	GER	Hell Energy Racing with KCMG	GER	Honda Civic Type R FK7 TCR	242.6	Free Practice - 1
28	Jean-Laurent Nav	FRA	MN Développement	FRA	Volkswagen Golf GTI TCR	242.6	Free Practice - 2
999	Dániel Nagy	HUN	M1RA	HUN	Hyundai i30 N TCR	242.6	Race - 1
8	Reece Barr	IRE	Target Competition	IRE	Hyundai i30 N TCR	242.6	Race - 1
111	Nikola Miljković	SRB	LEIN Racing	SRB	Cupra TCR	242.1	Free Practice - 2
555	Norbert Michelisz	HUN	M1RA	HUN	Hyundai i30 N TCR	242.1	Free Practice - 2
42	Stefano Comini	SUI	Autodis Racing by THX	SUI	Honda Civic Type R FK7 TCR	242.1	Qualifying - 1
9	Attila Tassi	HUN	Hell Energy Racing with KCMG	HUN	Honda Civic Type R FK7 TCR	242.1	Qualifying - 2
94	Kris Richard	SUI	Target Competition	SUI	Hyundai i30 N TCR	241.6	Race - 1





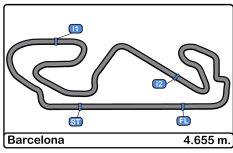
**Circuit de Barcelona**  
**TCR Europe**  
**Race - 2**  
**Lap Chart**



**LAP**

Nr	Pos	Grid	1	2	3	4	5	6	7	8	9	10	11	12
15	1	15	909	909	909	909	909	909	909	909	909	909	909	909
909	2	909	999	999	999	999	999	999	999	999	999	999	999	999
999	3	999	15	15	15	15	116	116	116	116	116	116	116	116
116	4	116	116	116	116	116	15	555	555	555	555	555	555	555
555	5	555	555	555	555	555	15	15	15	15	15	15	15	15
62	6	62	99	99	99	99	99	99	99	99	99	99	99	99
25	7	25	25	25	25	25	25	25	69	69	69	69	69	69
99	8	99	69	69	69	69	69	69	4	4	25	25	25	25
9	9	9	4	4	4	4	4	4	25	25	4	34	34	34
4	10	4	23	23	23	23	34	34	34	34	34	34	8	8
8	11	8	8	34	34	34	23	23	8	8	8	8	42	42
69	12	69	62	8	8	8	19	8	23	23	23	23	23	23
88	13	88	34	19	19	19	8	19	42	42	42	42	19	19
34	14	34	19	42	42	42	126	126	19	19	19	19	126	126
19	15	19	38	126	126	126	42	42	126	126	126	126	4	10
32	16	32	42	32	32	32	32	32	32	10	10	10	10	88
223	17	223	126	38	10	10	10	10	10	32	32	88	88	32
23	18	23	32	10	17	17	17	17	88	88	88	32	32	27
5	19	5	11	17	22	22	88	88	17	17	17	17	27	17
126	20	126	10	22	111	111	22	22	22	22	27	27	17	21
11	21	11	17	111	88	88	27	27	27	27	21	21	21	111
38	22	38	22	88	27	27	111	21	21	21	22	111	111	
22	23	22	111	27	28	28	21	28	111	111	111			
10	24	10	88	28	21	21	28	111	28					
42	25	42	27	21										
17	26	17	28	62										
35	27	35	21	11										
111	28	111												
28	29	28												
21	30	21												
27	31	27												

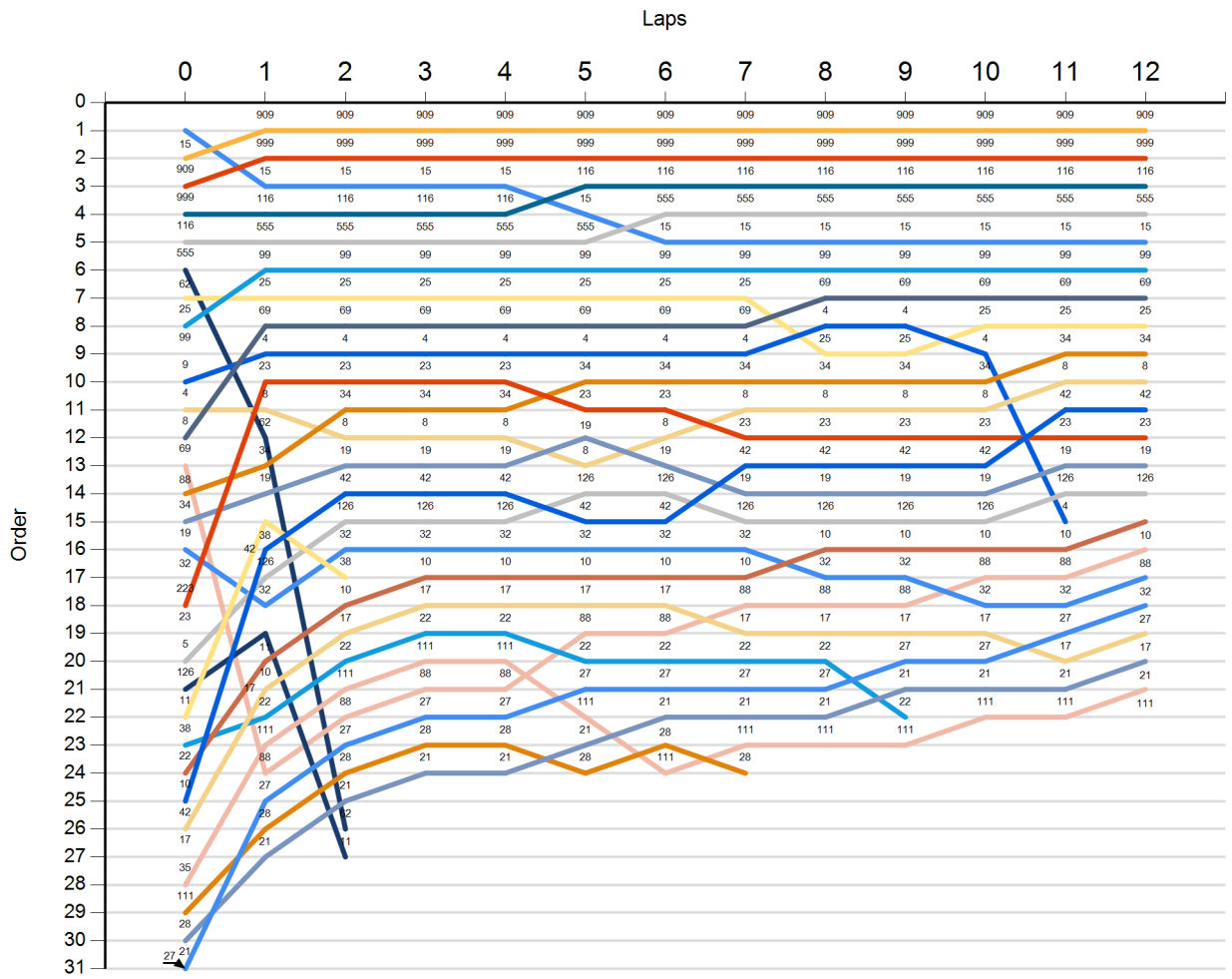


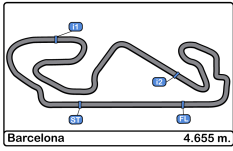


Circuit de Barcelona  
 TCR Europe  
 Race - 2  
 Graphic Lap Chart



- 15
- 909
- 999
- 116
- 555
- 62
- 25
- 99
- 9
- 4
- 8
- 69
- 88
- 34
- 19
- 32
- 223
- 23
- 5
- 126
- 11
- 38
- 22
- 10
- 42
- 17
- 35
- 111
- 28
- 21
- 27





Circuit de Barcelona  
 TCR Europe  
 Race - 2  
 Pit Stop Analysis



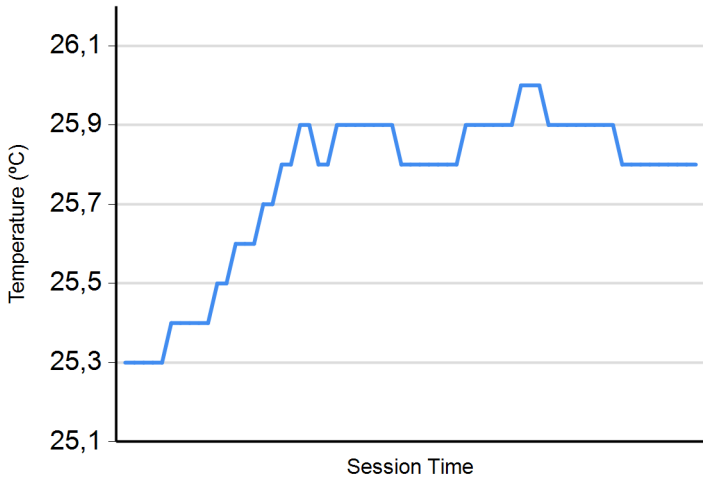
Nº	In Day Time	Driver	Nat	Team	Nat	Vehicle	In Time	Stop Nº	Pit Time	Handicap	Penalty
----	-------------	--------	-----	------	-----	---------	---------	---------	----------	----------	---------



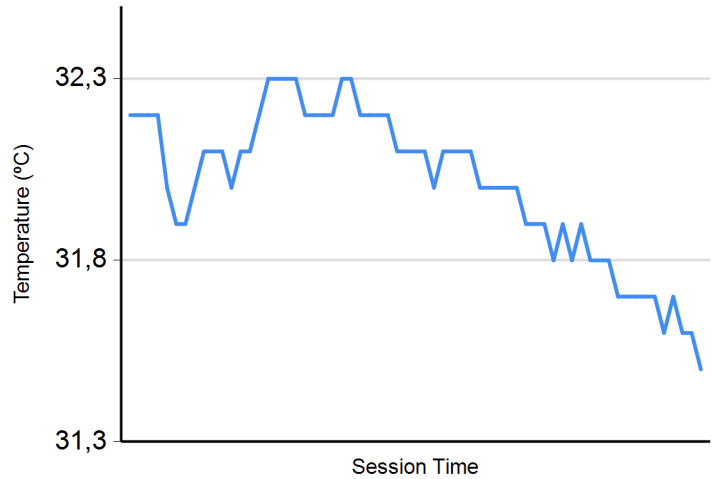




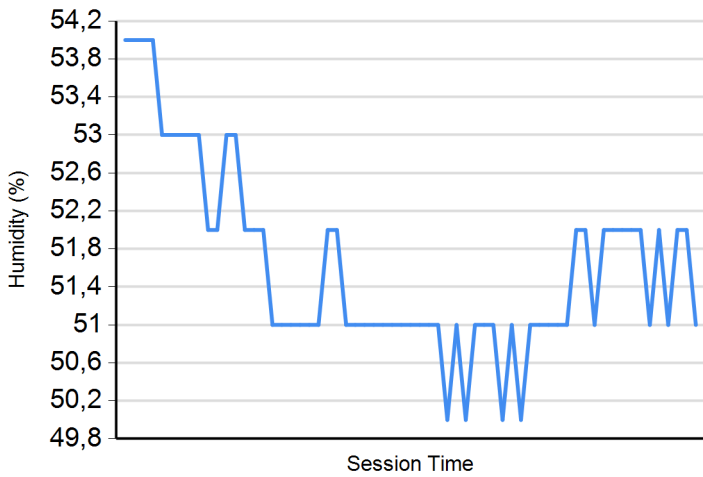
**Air Temperature**



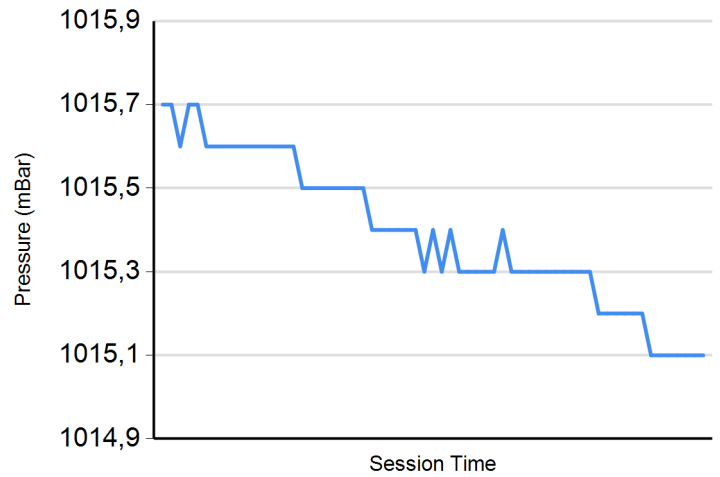
**Track Temperature**



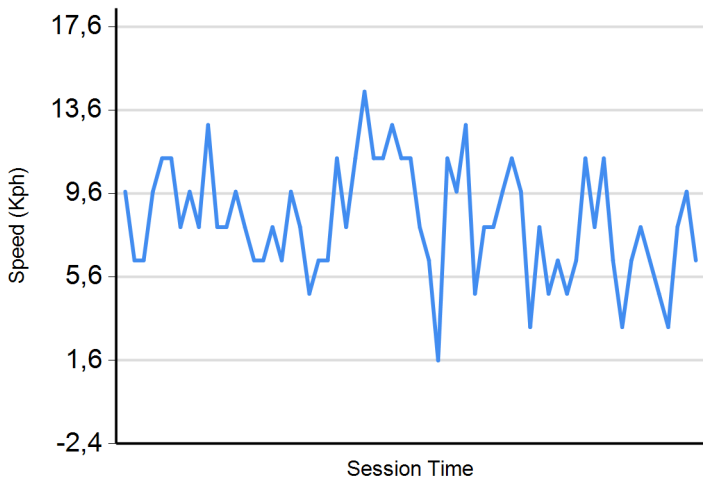
**Humidity**



**Pressure**



**Wind Speed**



**Wind direction**

North = 0°/360° Est = 90° South = 180° West = 270°

